

# TransRx-6G-V2X : Transformer Encoder-Based Deep Neural Receiver For Next Generation of Cellular Vehicular Communications

Osama Saleem

INSA Rouen Normandie, Univ Rouen Normandie  
Université Le Havre Normandie, Normandie Univ  
LITIS UR 4108, F-76000 Rouen, France  
osama.saleem@insa-rouen.fr

Soheyb Ribouh

Univ Rouen Normandie, INSA Rouen Normandie  
Université Le Havre Normandie, Normandie Univ  
LITIS UR 4108, F-76000 Rouen, France  
soheyb.ribouh@univ-rouen.fr

Mohammed Alfaqawi

VEDECOM  
Versailles, France  
mohammed.alfaqawi@vedecom.fr

Abdelaziz Bensrhair

LITIS, INSA  
Rouen, France  
abdelaziz.bensrhair@insa-rouen.fr

Pierre Merdrignac

VEDECOM  
Versailles, France  
pierre.merdrignac@vedecom.fr

**Abstract**—End-to-end wireless communication is new concept expected to be widely used in the physical layer of future wireless communication systems (6G). It involves the substitution of transmitter and receiver block components with a deep neural network (DNN), aiming to enhance the efficiency of data transmission. This will ensure the transition of autonomous vehicles (AVs) from self-autonomy to full collaborative autonomy, that requires vehicular connectivity with high data throughput and minimal latency. In this article, we propose a novel neural network receiver based on transformer architecture, named TransRx, designed for vehicle-to-network (V2N) communications. The TransRx system replaces conventional receiver block components in traditional communication setups. We evaluated our proposed system across various scenarios using different parameter sets and velocities ranging from 0 to 120 km/h over Urban Macro-cell (UMa) channels as defined by 3GPP. The results demonstrate that TransRx outperforms the state-of-the-art systems, achieving a 3.5dB improvement in convergence to low Bit Error Rate (BER) compared to convolutional neural network (CNN)-based neural receivers, and an 8dB improvement compared to traditional baseline receiver configurations. Furthermore, our proposed system exhibits robust generalization capabilities, making it suitable for deployment in large-scale environments.

**Index Terms**—6G, End-to-end learning, Vehicular networks, Deep learning, Attention mechanism, Transformers encoder, Neural Receiver.

## I. INTRODUCTION

The sixth generation (6G) of cellular networks is expected to revolutionize wireless connectivity and bring significant advancements in communication system design. Technologies such as massive multiple-input multiple-output (MIMO), millimeter-wave (mmWave) communication, and intelligent reflecting surfaces (RIS) are set to boost the capacity and efficiency of wireless networks, enabling high data throughput with low latency, high reliability, and a high level of security against cyber-attacks [1]. To achieve this, Artificial Intelligence (AI) will be widely explored for various tasks

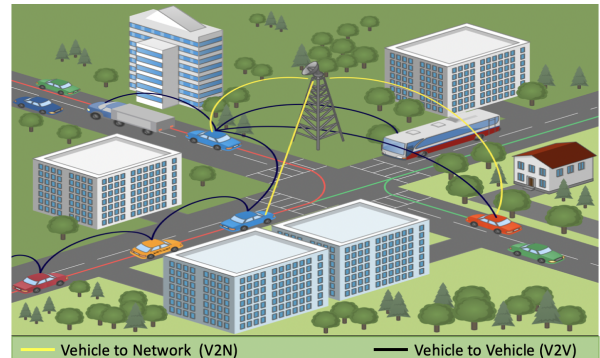


Fig. 1: Vehicular Communications in Urban Dense Environment

to improve the performance of the PHY layer. This has been widely motivated by the latest declaration from the 3GPP consortium, which has affirmed the integration of AI in wireless communication system design in the upcoming releases [2]. The benefits promised by 6G will potentially contribute to accelerating the launch of several technologies, where high wireless network connectivity is required such as Cooperative Connected and Autonomous Mobility (CCAM) which enables smart transportation system through the deployment of autonomous vehicles (AVs). AVs are equipped with multiple sensor, such as video cameras, radars and light detection and ranging (LiDAR) systems. These sensors and devices capture information and share it with surrounding vehicles and the environment to facilitate tasks with high precision. These cooperative systems are connected in a vehicular network to ensure information sharing through vehicle-to-everything (V2X) communications.

Moreover, applications like remote car control and safe

intersection crossing require near real time processing with low error and latency, leading to Ultra-Reliable Low-latency Communication (URLLC) [3]. The integration of AI into AVs is set to play a pivotal role in maximizing the effectiveness of V2X communication. AI models can be deployed in vehicles to learn from large amounts of real-world data enabling them to make smart decisions. Similarly, the use of Deep Learning (DL) algorithms can further refine the responsiveness and adaptability of V2X communication. DL models can predict and react to changing network conditions, vehicle behaviors, and external environmental factors, thereby sustaining a high level of performance without human intervention. These capabilities are crucial for achieving inflexible quality of service (QoS) demands required by next-generation vehicular networks.

The concept of auto-encoder-based end-to-end (E2E) wireless communication system was initially proposed in [5]. The idea was to detect the non-linear imperfections of the real time channel using DL-based approaches. Although the research work in [5] considered a simple scenario, that has served as a breakthrough for physical layer design in the next generation of wireless communication. Since then, many methods have been proposed for the optimization of transmitter and receiver functionalities using DL. In [6], the authors leverages machine learning techniques to estimate conditionally Gaussian random vectors with random covariance matrices, reducing complexity in communication systems by using structured covariance matrices and neural networks to learn efficient estimators. Moreover, He et al., [7] use an approximation message passing network based on learned denoising to significantly enhance channel estimation in massive MIMO mmWave systems with minimal RF chains, outperforming conventional compressed sensing techniques. Furthermore, Chang et al., [8] examine how convolutional neural networks (CNNs) are applied to the equalization task. Their methodology yields a reduction in error vector magnitude, surpassing outcomes from established algorithms such as the multi-modulus algorithm and recursive least squares techniques. In the domain of demapping, Shental et al. [9] propose a deep neural network framework designed to efficiently compute bit Log-Likelihood Ratios (LLRs) for equalized symbols. The efficacy of this deep learning-based demapper closely aligns with that of the optimal log maximum a-posteriori algorithm, albeit with a considerable decrease in computational overhead. Moreover, several methods investigate the integration of deep learning mechanisms into the standard processing sequence of receivers [10]– [12]. These augmented systems demonstrate notable performance improvements over conventional receivers, through proper training. In the above approaches, although neural networks give close results to the baseline system in terms of performance, where they train their models to perform distinct operations of the receiver independently (e.g., either only estimation, equalization or demodulation).

The joint optimization of receiver functionalities using a neural network has also been addressed by many researchers. Ye et al., [13] delve into the integration of channel estimation

and signal detection via deep learning methodologies. Their approach employs a fully connected neural network to analyze both pilot and data signals, demonstrating significant performance gains over traditional receivers based on minimum mean square error (MMSE) criteria, especially in scenarios with limited channel estimation pilots or in the absence of a cyclic prefix. In contrast, the research work presented in [14] utilizes convolutional neural networks (CNNs) to construct a receiver capable of deriving bit estimates directly from the time-domain received signal. This methodology exhibits superior performance in low to medium signal-to-noise ratio (SNR) conditions. Although the CNN-based approach continues to outperform receivers based on linear least squares at higher SNRs, it does not achieve the same level of accuracy as MMSE-based receivers with perfect channel knowledge. In [15], the authors propose a deep fully convolutional neural network designed for processing 5th Generation (5G) signals, achieving superior performance over traditional algorithms by leveraging data and pilot symbols for precise channel estimation and generating soft bits compatible with 5G channel coding. Although the research works presented in [13]– [15] propose joint optimization of neural receiver, their works lacked the domain generalization (DG) issue [16] i.e., when the model is tested on Out-Of-Distribution (OOD) data compared to the training data, its performance degrades drastically. This Domain Generalization (DG) [16] problem for neural receiver has been addressed in [17], where an Urban Micro-cell (UMi) channel model has been used in training task to avoid overfitting at the time of testing.

Transformers [18] have revolutionized the design of AI models, with the attention mechanism outperforming the convolution mechanism due to its ability to capture long range data dependencies in multiple domains [19]– [21]. However, their performance has not been evaluated for E2E wireless communication systems. Furthermore, almost all of the proposed neural receivers for wireless communication systems in the literature consider low mobility users in their experiments. In this paper, we propose a novel transformer encoder architecture for neural receiver. This receiver is designed to process 6G data symbols in the uplink scenario of Cellular Vehicle to Network (C-V2N) by handling frequency domain signals and predicting LLRs from the received resource grid. To the best of our knowledge, this is the first work aimed at using an attention-based neural receiver for 6G communication in C-V2N.

Our main contributions are as follows:

- 1) We propose a new deep neural receiver named TransRx designed for 6G-V2X communications. Built on an attention mechanism, TransRx utilizes multiple transformer encoder blocks as its core components to shape the neural network architecture. Our TransRx-6G-V2X receiver takes the received data as input and calculates the optimal LLRs at the output, leading to minimize bit error rate.
- 2) Our proposed TransRx was tested across various wireless channel characteristics and scenarios, different from

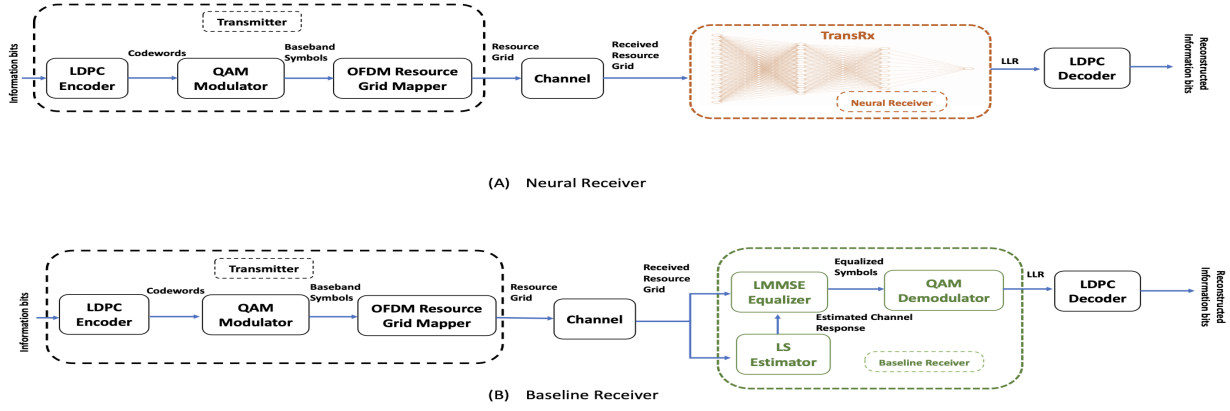


Fig. 2: End to end wireless communication

those used in the training task, to evaluate its performance on out-of-distribution data, demonstrating its strong generalization capabilities.

The rest of the paper is organized as follows: In Section II, we present our proposed neural receiver-based end-to-end communication system. Section III describes our experimental setup scenarios, followed by the results and discussion in Section IV. Finally, in Section V, we conclude the paper and outline future work.

## II. SYSTEM MODEL

We consider a set of vehicles  $V = \{V_1, V_2, \dots, V_z\}$  operating in an urban dense environment where each vehicle  $V_a \in V$ ,  $a = \{1, 2, \dots, z\}$  share its information with the base station. As the information bits reach the physical layer of the vehicle, they are first encoded by Low-Density Parity-Check (LDPC) code, as shown in Fig. 2. This encoded information then goes through the QAM modulator to generate the baseband symbol as output. In the next step, these baseband symbols go through resource grid mapper where known pilot symbols are added for estimating the wireless channel state information at the receiver side. Furthermore, in order to equalize the inter-symbol interference (ISI) at the base station, a cyclic prefix is also added to these symbols. The resulted information is transmitted by the vehicle through the wireless channel. As illustrated in Fig. 2, once the signal reaches the base station, our proposed TransRx shifts it to log likelihood ratio (LLR) using a transformer encoder-based architecture. For comparison, we also consider the baseline receiver architecture that utilizes the combination of LS Estimator and LMMSE equalizer to recover the original message. Both of these receiver architectures are explained below:

### A. Baseline Receiver Architecture

The received signal at the base station can be expressed as follows:

$$y_{i,j} = H_{i,j}x_{i,j} + n_{i,j} \quad (1)$$

where  $i$  denotes the OFDM symbol and  $j$  denotes the subcarrier index.  $y_{i,j}$  denotes the received symbols and  $x_{i,j}$  denotes the transmitted symbols.  $H_{i,j}$  is the channel for  $i^{\text{th}}$  OFDM symbol and  $j^{\text{th}}$  subcarrier and  $n_{i,j}$  is the channel noise.

As a first step, the base station estimates the channel state information through the known pilot symbols transmitted by the vehicle. The estimated channel  $\hat{H}$  can be computed from eq. 1 as:

$$\hat{H} = y_{i,j}x_{i,j}^* \quad (2)$$

where  $(*)$  denotes the complex conjugate. The signal plus interference noise  $\hat{\sigma}^2$  is also estimated at the time of channel estimation. Each of the data symbol received goes through LMMSE equalizer to provide equalized received symbols  $\hat{y}_{i,j}$  as follows:

$$\hat{y}_{i,j} = (\hat{H}_{i,j}^H \hat{H}_{i,j} + \hat{\sigma}^2 I)^{-1} \hat{H}_{i,j}^H y_{i,j} \quad (3)$$

where  $(^H)$  denotes the hermitian transpose operation,  $I$  denotes the identity matrix and  $\hat{\sigma}^2$  denotes the estimated noise power. The equalized symbols are then shifted to Log likelihood ratio (LLR) by the QAM demapper as follows:

$$LLR_{i,j,k} \equiv \log \frac{P(x_k = 0 | \hat{y}_{i,j})}{P(x_k = 1 | \hat{y}_{i,j})} \quad (4)$$

where,  $P(x_k = 0 | \hat{y}_{i,j})$  is the probability that transmitted bit  $x_k$  is '0' given the approximated received symbol  $\hat{y}_{i,j}$  and  $P(x_k = 1 | \hat{y}_{i,j})$  is the probability that transmitted bit  $x_k$  is '1' given the approximated received symbol  $\hat{y}_{i,j}$ . However,  $k = 0, 1, 2, \dots, N-1$  where  $N$  denotes the number of bits per symbol. LLRs go through the LDPC decoder to recover the original message  $(x_{i,j})$  transmitted by the vehicle as shown in Fig. 2.

### B. Neural Receiver Architecture

Our proposed TransRx, based on transformer encoder shifts the received signal from the frequency domain to LLRs and replaces the LS estimator, LMMSE equalizer, and QAM demodulator blocks in the baseline receiver. The received

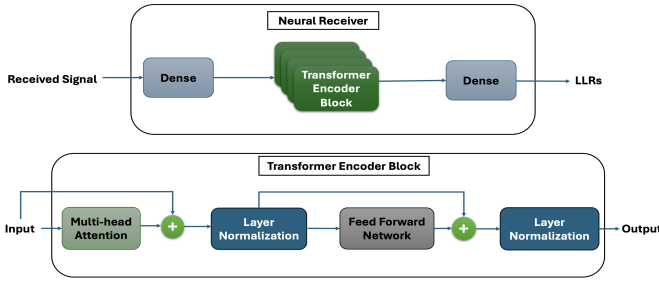


Fig. 3: TransRx Architecture

signal through the wireless channel, serves as input for TransRx, as shown in Fig. 2. The TransRx-based neural receiver architecture is illustrated in Fig. 3. It begins with a dense layer with an output feature dimension of 128. This is followed by 4 transformer encoder blocks, each including a multi-head self-attention layer with 4 attention heads and an embedding dimension of 128. The output of the multi-head self-attention block is added to the input and then fed into a normalization layer. The output of the normalization layer is subsequently fed into a feed forward network, including 2 dense layers. Both of these dense layers have an output feature dimension of 128, where the 'relu' activation function is applied to the first dense layer. As shown in Fig. 3, the output of the first normalization layer is added to the output of the feed forward network and fed into a second normalization layer. The final layer of our proposed TransRx architecture is a dense layer with an output feature dimension equal to the number of bits per symbol.

To train the proposed TransRx neural receiver model, we compute bit wise binary cross entropy (BCE) along with the sigmoid activation function to obtain difference between the actual bit value and predicted LLR as shown in Algorithm 1. The BCE can be formulated as:

$$BCE = -\frac{1}{N} \cdot \sum_{i=1}^n y_i \cdot \log(P(y_i)) + (1 - y_i) \cdot \log(1 - P(y_i)) \quad (5)$$

where  $N$  is the batch size,  $n$  is the number of bits in one batch,  $y_i$  is the transmitted information bit to be '1' and  $P(y_i)$  is the probability of LLR to be '1'. Similarly,  $(1 - y_i)$  is the transmitted information bit to be '0', and  $(1 - P(y_i))$  is the probability of LLR to be '0'. The loss function used to train and update the weights of TransRx is given as :

$$Loss = 1 - \frac{BCE}{\ln(2)} \quad (6)$$

### III. IMPLEMENTATION AND EXPERIMENTAL SETUP

In our experiments, we consider an uplink scenario, where information is sent from the vehicle to the base station in an urban environment through an Urban Macro-cell (UMa) channel specified by 3GPP [22]. We assume that the vehicle speed ranges from 60 to 120km/h. As described in Algorithm 2, the message is encoded and modulated before transmission.

#### Algorithm 1 TransRx Training

- 1: **Input:** Initial weights  $\theta^i$ , transmitted signal  $x$ , received signal  $y$ , noise power  $n$
- 2:  $y \leftarrow \text{stack}(\text{real}[y], \text{imaginary}[y])$
- 3:  $y \leftarrow \text{concatenate}(y, n)$
- 4:  $y \leftarrow \text{Dense}(y)$
- 5: **for** \_ in Transformer\_Layers **do**
- 6:      $y \leftarrow \text{transformer\_layer}(y)$
- 7: **end for**
- 8:  $y \leftarrow \text{Dense}(y)$
- 9: **Error** = BCE( $x, y$ )
- 10: **Loss** =  $1 - \text{Error}$
- 11: **Compute:** gradient
- 12: **Compute:** weights for next iteration
- 13: **Update:**  $\theta$

#### Algorithm 2 TransRx Testing

- 1: **Input:** Binary data  $x$ , noise power  $n$
- 2:  $z \leftarrow \text{LDPC Encoder}(x)$
- 3:  $z \leftarrow \text{QAM Mapper}(z)$
- 4:  $z \leftarrow \text{Resource Grid Mapper}(z)$
- 5:  $y \leftarrow \text{Channel}(z, n)$
- 6:  $\text{llr} \leftarrow \text{Neural Receiver}(y, n)$
- 7:  $\text{llr} \leftarrow \text{Resource Grid Demapper}(\text{llr})$
- 8:  $\hat{x} \leftarrow \text{LDPC Decoder}(\text{llr})$
- 9: **Compute:** BER ( $x, \hat{x}$ )

Once the information is transmitted by the vehicle, it goes through an urban wireless channel. As the message is received by the base station (BS), it is transformed into the LLRs using our proposed TransRx neural receiver. These LLRs are shifted to the approximated original message (in the form of binary signal) sent by the vehicle through LDPC Decoder. Our proposed TransRx neural receiver has been implemented using the open source library for physical layer research called sionna [23]. TransRx is trained on Tesla P40 graphics card having 24GB of GPU with 12 million data. We created a 6G compatible wireless communication system using simulation parameters shown in Table I. The values of carrier frequency, QAM modulation scheme, subcarrier spacing and coderate are

TABLE I: Simulation Parameters

Parameter	Value
Carrier Frequency	28GHz
Physical Channel	UMa
Modulation	64 QAM
Code rate	0.5
Subcarrier Spacing	240KHz
Delay Spread	266ns
No. of Transmitter Antenna	1
No. of Receiver Antenna	2
No. of OFDM symbol	14
Fast Fourier Transform Size	128
Minimum Vehicle Speed	60 km/h
Maximum Vehicle Speed	120 km/h

set to 28GHz, 64, 240KHz and 0.5 respectively. The number of the antenna transmission in the vehicle is 1, while the number of antenna receiver at the base station is 2.

#### IV. RESULTS AND DISCUSSION

In this section, we present the experimental results achieved using our proposed TransRx. These results have been compared to the following state-of-the-art schemes:

- **Perfect CSI**, this knows perfect channel state information (CSI) with zero error Variance.
- **LS Estimator**, this estimates the channel conditions based on data symbols and subcarriers.
- **DeepRx**, this CNN-based neural receiver architecture has been sourced from [15]. For a fair comparison with the proposed TransRx neural receiver, we re-trained the CNN model using the same data and UMa channel model.

The achieved performance of the proposed TransRx compared to state-of-the-art models are presented in Fig. 4. It shows the BER comparison of the different receiver architectures with respect to (w.r.t) Signal to noise ratio (SNR) over the UMa channel model. We observe that the proposed TransRx outperforms state-of-the-art methods, including LS estimator and Deep Rx. Our proposed TransRx converges to a BER close to 0 at an SNR value of 6.25 dB, which is close to that achieved by the perfect CSI. In contrast, Deep Rx and the LS estimator reach a BER close to 0 at higher SNR values, around 7.5 dB and 15 dB respectively, showcasing a 1.25 dB and 11 dB disparity compared to our TransRx.

To validate the proposed TransRx on a large scale, we evaluated our neural receiver in different scenarios beyond the one it was trained on. Given that the vehicle operates in a dense urban environment, it is likely that the vehicle speed will reduce at certain instances. We tested the performance of TransRx at vehicle speeds ranging from 0 km/h to 60 km/h. The performance evaluation of the BER over different values of SNR is shown in Fig. 5. We can see that TransRx still performs well and outperforms state-of-the-art models, with minimal BER improvements of approximately 1 dB and 2.5 dB compared to DeepRx and the LS estimator, respectively.

In addition, since the vehicular channel in a real-time environment frequently changes due to high mobility, we evaluated the performance of TransRx over a Clustered Delay Line (CDL) channel with vehicle speeds ranging from 60 to 120 km/h. As shown in Fig. 6, the performance of TransRx in terms of the achieved BER under various SNR values is

TABLE II: TransRx Parameters

Parameter	Value
No. of Transformer Blocks	4
No. of Attention heads	4
Feed Forward Network Dimension	128
Embedding Dimension	128
Learning Rate	$1e^{-3}$
Optimizer	AdamW
Activation Function	Relu
Training data	12M

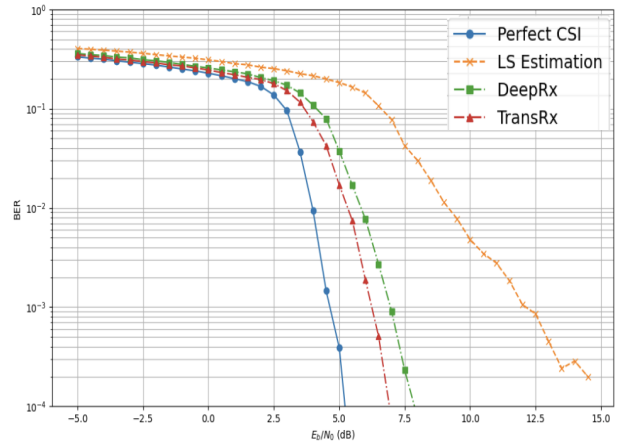


Fig. 4: Comparison of BER w.r.t SNR for UMa Channel Model with vehicle speed ranging from 60 to 120 km/h

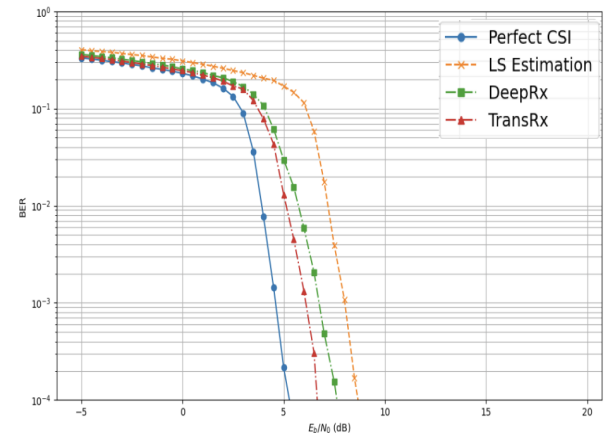


Fig. 5: Comparison of BER w.r.t SNR for UMa Channel Model with vehicle speed ranging from 0 to 60 km/h

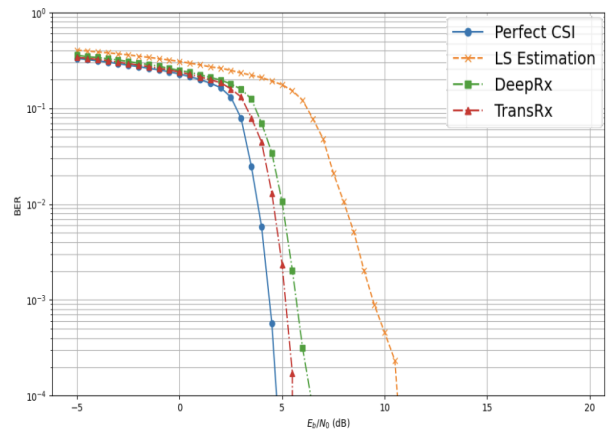


Fig. 6: Comparison of BER w.r.t SNR for CDL Channel Model with vehicle speed ranging from 60 to 120 km/h

superior to state-of-the-art methods, achieving a low BER with an SNR disparity of 3.5 dB compared to DeepRx and 8 dB




Fig. 7: (a) Image transmitted by vehicle (b) Image reconstructed at the base station by TransRx (c) Image reconstructed at the base station by DeepRx (d) Image reconstructed at the base station by LS Estimator

TABLE III: PSNR Comparison

Algorithm	PSNR (dB)
TransRx	<b>36.21</b>
DeepRx	34.05
LS Estimator	29.66

compared to the LS estimator.

We assess the performance of our proposed TransRx for image transmission use cases. We used a real-world image taken by an AV as information shared from the vehicle to the base station at a speed of 90 km/h over an UMa channel model at an SNR of 5 dB. The reconstructed images at the receiver side using TransRx and the state-of-the-art methods are illustrated in Fig.7. Compared to the benchmark receiver algorithms, our proposed TransRx can reconstruct images with fewer missing pixels, resulting in an image closer to the one transmitted by the vehicle. To quantify the performance of TransRx, we compute the Peak Signal-to-Noise Ratio (PSNR) by measuring the reconstruction quality of the received image compared to the transmitted one. The obtained PSNR for TransRx and the state-of-the-art approaches is shown in Table.III. It is clear that TransRx achieves the highest PSNR (**36.21dB**), outperforming DeepRx and the LS estimator, which achieve 34.05 dB and 29.66 dB, respectively. The success of the TransRx receiver can be attributed to the attention mechanism's ability to capture long-range data dependencies compared to convolution.

## V. CONCLUSION AND FUTURE WORK

In this paper, we proposed an attention-based TransRx architecture as a neural receiver in the C-V2N uplink scenario. The proposed TransRx neural receiver extracts LLR from the frequency domain signal received at the base station. Simulation result shows that once trained on appropriate data, TransRx outperforms the state of the art (DeepRx) neural receiver model and LS estimator in all scenarios. Our proposed TransRx neural receiver shows 3.5dB improvement to achieve minimal BER compared to the state of the art DeepRx and

11dB improvement to achieve the same compared to the LS estimator. As a future direction, we are planning to have a testbed implementation of the proposed TransRx-6G-V2X based neural receiver.

## REFERENCES

- [1] S. Ribouh and A. Hadid, "Is Semantic Communication for Autonomous Driving Secured against Adversarial Attacks?," 2024 IEEE 6th International Conference on AI Circuits and Systems (AICAS), Abu Dhabi, United Arab Emirates, 2024, pp. 139-143, doi: 10.1109/AICAS59952.2024.10595916.
- [2] X.Lin, "Artificial Intelligence in 3GPP 5G-Advanced: A Survey,"arXiv preprint arXiv:2305.05092, 2023.
- [3] Yan, Jin, and Jérôme Härrı. "On the feasibility of URLLC for 5G-NR V2X sidelink communication at 5.9 GHz." GLOBECOM 2022-2022 IEEE Global Communications Conference. IEEE, 2022.
- [4] S. Ribouh and A. Hadid, "SEECAD: Semantic End-to-End Communication for Autonomous Driving," 2024 IEEE Intelligent Vehicles Symposium (IV), Jeju Island, Korea, Republic of, 2024, pp. 1808-1813, doi: 10.1109/IV55156.2024.10588546.
- [5] T. O'Shea and J. Hoydis, "An Introduction to Deep Learning for the Physical Layer," in IEEE Transactions on Cognitive Communications and Networking, vol. 3, no. 4, pp. 563-575, Dec. 2017, doi: 10.1109/TCCN.2017.2758370.
- [6] D. Neumann, T. Wiese, and W. Utschick, "Learning the MMSE channel estimator," IEEE Transactions on Signal Processing, vol. 66, no. 11, pp. 2905-2917, June 2018.
- [7] H. He, C. Wen, S. Jin, and G. Li, "Deep learning-based channel estimation for beamspace mmWave massive MIMO systems," IEEE Wireless Communications Letters, vol. 7, no. 5, 2018
- [8] Z. Chang, Y. Wang, H. Li, and Z. Wang, "Complex CNN-based equalization for communication signal," in 2019 IEEE 4th International Conference on Signal and Image Processing (ICSIP), July 2019, pp. 513-517.
- [9] O. Sental and J. Hoydis, "Machine LLRning: Learning to softly demodulate," 2019.
- [10] X. Gao, S. Jin, C. Wen, and G. Y. Li, "ComNet: Combination of deep learning and expert knowledge in OFDM receivers," IEEE Communications Letters, vol. 22, no. 12, pp. 2627-2630, Dec 2018.
- [11] H. He, S. Jin, C. Wen, F. Gao, G. Y. Li, and Z. Xu, "Model-driven deep learning for physical layer communications," IEEE Wireless Communications, vol. 26, no. 5, pp. 77-83, 2019.
- [12] N. Samuel, T. Diskin, and A. Wiesel, "Learning to detect," IEEE Transactions on Signal Processing, vol. 67, no. 10, pp. 2554-2564, May 2019.
- [13] H. Ye, G. Y. Li, and B.-H. Juang, "Power of deep learning for channel estimation and signal detection in OFDM systems," IEEE Communications Letters, vol. 7, no. 1, pp. 114-117, Feb. 2018.

- [14] Z. Zhao, M. C. Vuran, F. Guo and S. D. Scott, "Deep-Waveform: A Learned OFDM Receiver Based on Deep Complex-Valued Convolutional Networks," in *IEEE Journal on Selected Areas in Communications*, vol. 39, no. 8, pp. 2407-2420, Aug. 2021, doi: 10.1109/JSAC.2021.3087241.
- [15] M. Honkala, D. Korpi and J. M. J. Huttunen, "DeepRx: Fully Convolutional Deep Learning Receiver," in *IEEE Transactions on Wireless Communications*, vol. 20, no. 6, pp. 3925-3940, June 2021, doi: 10.1109/TWC.2021.3054520.
- [16] M. Akrouf, A. Feriani, F. Bellili, A. Mezghani and E. Hossain, "Domain Generalization in Machine Learning Models for Wireless Communications: Concepts, State of-the-Art, and Open Issues," in *IEEE Communications Surveys and Tutorials*, vol. 25, no. 4, pp. 3014-3037, Fourthquarter 2023, doi: 10.1109/COMST.2023.3326399.
- [17] S. Cammerer et al., "A Neural Receiver for 5G NR Multi-User MIMO," 2023 *IEEE Globecom Workshops (GC Wkshps)*, Kuala Lumpur, Malaysia, 2023, pp. 329-334, doi: 10.1109/GCWkshps58843.2023.10464486.
- [18] Vaswani, Ashish, et al. "Attention is all you need." *Advances in neural information processing systems* 30 (2017).
- [19] Dosovitskiy, Alexey, et al. "An image is worth 16x16 words: Transformers for image recognition at scale." *arXiv preprint arXiv:2010.11929* (2020).
- [20] Liu, Xiaoyu, et al. "Cat: causal audio transformer for audio classification." *ICASSP 2023-2023 IEEE International Conference on Acoustics, Speech and Signal Processing (ICASSP)*. IEEE, 2023.
- [21] Bui, Nghi DQ, et al. "Codetf: One-stop transformer library for state-of-the-art code llm." *arXiv preprint arXiv:2306.00029* (2023).
- [22] <https://www.atis.org/wp-content/uploads/3gpp-documents/Rel15/ATIS.3GPP.37.885.V1530.pdf>
- [23] J. Hoydis, S. Cammerer, F. Ait Aoudia, A. Vem, N. Binder, G. Marcus, and A. Keller, "Sionna: An Open-Source Library for Next-Generation Physical Layer Research," preprint *arXiv:2203.11854*, 2022.