

# Enhancing the Harrow-Hassidim-Lloyd (HHL) algorithm in systems with large condition numbers

Peniel Bertrand Tsemo,<sup>1</sup> Akshaya Jayashankar,<sup>1</sup> K. Sugisaki,<sup>1,2,3,4</sup>  
Nishanth Baskaran,<sup>5</sup> Sayan Chakraborty,<sup>6,7</sup> and V. S. Prasanna<sup>1,7,\*</sup>

<sup>1</sup>Centre for Quantum Engineering, Research and Education,  
TCG CREST, Sector V, Salt Lake, Kolkata 700091, India

<sup>2</sup>Graduate School of Science and Technology, Keio University,

7-1 Shinkawasaki, Saiwai-ku, Kawasaki, Kanagawa 212-0032, Japan

<sup>3</sup>Quantum Computing Center, Keio University, 3-14-1 Hiyoshi,  
Kohoku-ku, Yokohama, Kanagawa 223-8522, Japan

<sup>4</sup>Keio University Sustainable Quantum Artificial Intelligence Center (KSQAIC),  
Keio University, 2-15-45 Mita, Minato-ku, Tokyo 108-8345, Japan

<sup>5</sup>Department of Electrical and Computer Engineering,

The University of British Columbia, Vancouver, British Columbia V6T 1Z4, Canada

<sup>6</sup>Institute for Advancing Intelligence, TCG CREST, Sector V, Salt Lake, Kolkata 700091, India

<sup>7</sup>Academy of Scientific and Innovative Research (AcSIR), Ghaziabad- 201002, India

Although the Harrow-Hassidim-Lloyd (HHL) algorithm offers an exponential speedup in system size for treating linear equations of the form  $A\vec{x} = \vec{b}$  on quantum computers when compared to their traditional counterparts, it faces a challenge related to the condition number ( $\kappa$ ) scaling of the  $A$  matrix. In this work, we address the issue by introducing the post-selection-improved HHL (Psi-HHL) approach that involves a simple yet effective modification of the HHL algorithm to extract a feature of  $|x\rangle$ , and which leads to achieving optimal behaviour in  $\kappa$  (linear scaling) for large condition number situations. This has the important practical implication of having to use substantially fewer shots relative to the traditional HHL algorithm. Additionally, we discuss the capability of Psi-HHL to address the cases where  $A$  is singular. We carry out two sets of simulations, where we go up to 26-qubit calculations, to demonstrate the ability of Psi-HHL to handle situations involving large  $\kappa$  matrices via: (a) a set of toy matrices, for which we go up to size  $64 \times 64$  and  $\kappa$  values of up to  $\approx 1$  million, and (b) application to quantum chemistry, where we consider matrices up to size  $256 \times 256$  that reach  $\kappa$  of about 393. The molecular systems that we consider are  $\text{Li}_2$ , KH, RbH, and CsH. Although the feature of  $|x\rangle$  considered in our examples is an overlap between the input and output states of the HHL algorithm, our approach is general and can be applied in principle to any transition matrix element involving  $|x\rangle$ .

## CONTENTS

		Acknowledgments	14
		References	15
I. Introduction	1	Appendix	16
II. Theory and Methodology	2	A1. Details on calculations involving toy matrices from size $4 \times 4$ through $64 \times 64$	16
A. The HHL algorithm	2	A2. Details on calculations involving quantum chemistry matrices	33
B. The Psi-HHL approach	4	A. $A$ matrix and $\vec{b}$ generation	33
1. HHL <sub>1</sub> : Computing the wrong signal	4	B. Orbital character analysis	33
2. HHL <sub>2</sub> : Computing the mixed signal	4		
3. Psi-HHL: Subtracting signals	5		
C. Complexity aspects	5		
D. Singular matrices	7		
III. Results and discussions	8		
A. Toy matrices: $4 \times 4$ through $64 \times 64$	9		
B. Quantum chemistry matrices	10		
1. Dimension of the $A$ matrix	11		
2. Condition number scaling in LCC	11		
3. HHL and Psi-HHL results	13		
IV. Conclusion	14		

## I. INTRODUCTION

The Harrow-Hassidim-Lloyd (HHL) algorithm was proposed to solve equations of the form  $A\vec{x} = \vec{b}$ , where  $A$  is a known and sparse  $2^N \times 2^N$  matrix and  $\vec{b}$  is a  $2^N \times 1$  vector, on quantum computers with a time complexity that is exponentially lower in system size than those of the best known classical methods [1]. Further, via amplitude encoding,  $\vec{b}$ , which is a  $2^N \times 1$  vector,

\* srinivasaprasanna@gmail.com

is encoded into a  $\log_2 2^N$ -qubit state (for brevity, we shall hereafter denote  $2^N$  as  $n$ ). Thus, when the HHL approach is applied to ‘killer applications’ of quantum computing such as quantum chemistry, there is an exponential suppression in qubit number relative to the other known approaches such as the quantum phase estimation (QPE) and the variational quantum eigensolver (VQE) algorithms [2], thus opening new avenues to apply HHL for calculating properties of large molecules.

Despite possessing the aforementioned advantages, the HHL algorithm relies upon the probability of successfully post-selecting 1 on the HHL ancilla qubit, that is,  $P(1)$  [1]. It is known that there can be a substantial decrease in  $P(1)$  with increase in the condition number of the problem matrix  $A$ , which we shall denote by  $\kappa$ . In other words, the fraction of usable shots in the HHL algorithm becomes very low when large  $\kappa$  input matrices are involved. Unfortunately, it is not uncommon to encounter the issue while employing HHL for some interesting problems (for example, see Ref. [3] for application of the algorithm to hydrological systems), including quantum chemistry, which we shall discuss in detail in our Results section. Several works in literature have addressed the issue of handling large  $\kappa$  matrices either directly (where  $\kappa$  of the  $A$  matrix itself is altered via approaches such as preconditioning) or indirectly [3–9]. For a thorough survey, we direct the reader to Section 1.2 of Ref. [10].

In this work, we propose a new method to address the issue of handling  $A$  matrices with large condition numbers, by introducing the post-selection-improved HHL (Psi-HHL) algorithm, which relies upon the intuition of extracting the correct signal by subtracting a wrong signal from a mixed signal (that contains both the correct and wrong signals). A signal, in the context of our work, refers to a scalar that is a feature of  $|x\rangle$ . For the purposes of this work, we pick the overlap between the input and output states of HHL, which in the case of molecules corresponds to their correlation energies (up to some normalization constants), as our signal, although it is to be noted that Psi-HHL itself is applicable to features as general as transition matrix elements. The wrong signal is obtained by successfully post-selecting outcome bit ‘0’ instead of ‘1’ (we call this approach HHL<sub>1</sub>). The mixed signal is generated from an HHL quantum circuit by introducing an appropriately chosen  $2 \times 2$  unitary just before measurement of the HHL ancilla (we name this procedure HHL<sub>2</sub>). Figure 1 presents schematic diagrams outlining the workings of the HHL and the Psi-HHL algorithms.

This simple modification involving execution of two HHL routines enables one to carry out calculations for treating systems of linear equations involving large- $\kappa$  matrices without having to contend with a large number of shots. In fact, we argue that the condition number scales linearly with system size with our approach for

large  $\kappa$  situations, while still staying in the realm of a typical HHL computation. This compares favourably with several other notable works in literature, including but not limited to the original HHL work:  $\mathcal{O}(\kappa^3)$  and  $\mathcal{O}(\kappa^2)$  without and with amplitude amplification respectively [1],  $\mathcal{O}(\kappa \log^3 \kappa)$  with variable time amplitude amplification [5], and works by Childs *et al.*:  $\mathcal{O}(\kappa \text{polylog}(\kappa))$  [11], Wossnig *et al.*:  $\mathcal{O}(\kappa^2)$ , and Costa *et al.*’s discrete quantum adiabatic approach based quantum linear solver algorithm [12]:  $\mathcal{O}(\kappa)$ . In particular, the last approach also achieves linear scaling in condition number, but we do so without invoking any additional algorithmic machinery beyond the scope of the traditional HHL algorithm. In order to provide a very qualitative perspective, we note that for condition number of about 1 million,  $\kappa^3 : \kappa^2 : \kappa \log^3 \kappa : \kappa$  is  $\sim 10^{18} : 10^{12} : 7.9 \times 10^9 : 10^6$ . For completeness, we add that the best known classical approach, conjugate gradient, scales as  $\mathcal{O}(\sqrt{\kappa})$  [13], but its scaling with respect to system size is, of course, exponentially more expensive than that for HHL.

The paper is organized as follows: Section II presents the theory and methodology involved in our work by introducing the Psi-HHL approach, including a discussion on the complexity theoretic aspects (in  $\kappa$ ) of Psi-HHL and on the ability of the algorithm to handle instances where  $A$  is singular. Section III presents our results for Psi-HHL applied to (a) suitably chosen sets of  $4 \times 4$ ,  $8 \times 8$ ,  $16 \times 16$ ,  $32 \times 32$ , and  $64 \times 64$  toy matrices, as well as for (b) molecular calculations ( $64 \times 64$  and  $256 \times 256$   $A$  matrix sizes) in the linearized coupled cluster (LCC) HHL and Psi-HHL frameworks. We conclude in Section IV.

## II. THEORY AND METHODOLOGY

### A. The HHL algorithm

We briefly sketch the relevant details of the HHL algorithm (we refer the readers to Refs. [14–17] for detailed descriptions of the algorithm) in Figures 1(a) and 1(b), where an amplitude-encoded input  $|b\rangle = \sum_i b_i |\nu_i\rangle$ , such that  $\sum_i |b_i|^2 = 1$  where  $\{|\nu_i\rangle\}$  refers to the eigenbasis of  $A$ , is fed into the HHL algorithm along with  $n_r$  number of clock register qubits and one HHL ancillary qubit. The HHL algorithm itself involves QPE, followed by a non-trivial controlled-rotation module, and then a QPE<sup>†</sup> module. At the end of the circuit, we have the following state vector,

$$\sum_i b_i \left( \sqrt{1 - \frac{C^2}{\tilde{\lambda}_i^2}} |0\rangle + \frac{C}{\tilde{\lambda}_i} |1\rangle \right) \otimes |0^{n_r}\rangle \otimes |\nu_i\rangle. \quad (1)$$

In the above expression,  $\{\tilde{\lambda}_i\}$  refers to the estimates of the actual eigenvalues of  $A$  ( $1 \geq \tilde{\lambda}_i \geq 1/\kappa$ ) obtained via

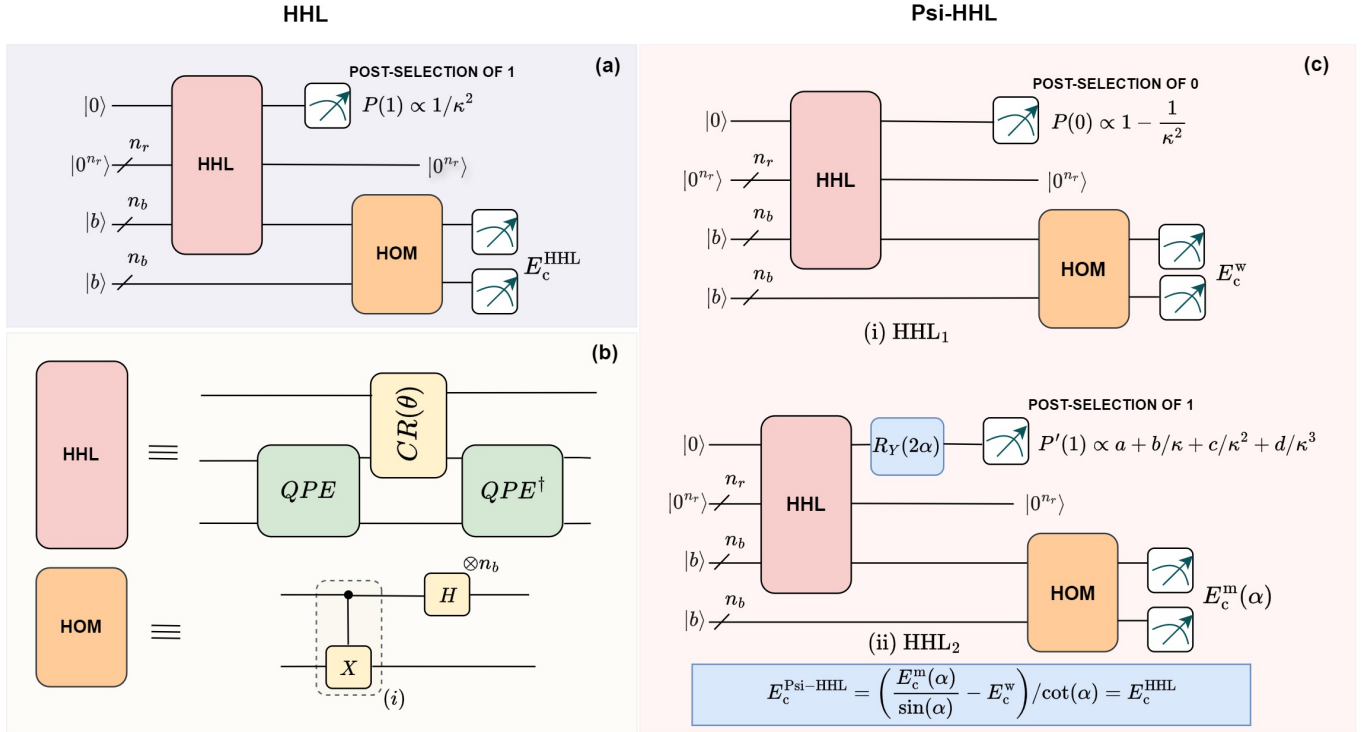


FIG. 1: (a) Schematic of the HHL algorithm, where 1 is post-selected and for which  $P(1)$  would be low for large  $\kappa$ .  $|b\rangle$  is the input state register with  $n_b$  qubits, while  $n_r$  refers to the number of clock register qubits. The Hong-Ou-Mandel (HOM) module is a destructive version of the controlled-SWAP test without an additional ancilla qubit, and we use it to extract  $|\langle b|x\rangle|$ , using which we evaluate  $-\| |b\rangle_{\text{un}} \|^2 \| |x\rangle_{\text{un}} \| |\langle b|x\rangle|$  (interpreted as the correlation energy,  $E_c^{\text{HHL}}$ , when HHL is applied to molecular calculations), which is the feature of  $|x\rangle$  that we are interested in. The subscript ‘un’ stands for un-normalized. Sub-figure (b) provides a block-diagram description of the HHL and the HOM modules.  $QPE$  refers to the quantum phase estimation while  $CR(\theta)$  refers to the controlled-rotation module that inverts the eigenvalues of  $A$ . The  $CR(\theta)$  circuit is built out of uniformly controlled rotations involving a set of angles  $\{\theta_i\}$ , denoted compactly as just  $\theta$  in the figure. The dashed cambered rectangle around the CNOT gate in the HOM circuit module, and which is accompanied by (i), indicates that the gate is controlled on the  $i^{\text{th}}$  qubit of the  $|b\rangle$  register. Sub-figure (c) consists of  $\text{HHL}_1$  in the top panel, where  $P(0)$  is post-selected, and  $\text{HHL}_2$  in the bottom panel, where the traditional HHL module is appended with an additional mixing unitary,  $R_Y(2\alpha)$ , and where  $P'(1)$  is post-selected. Psi-HHL relies on subtracting the *final* outcomes of  $\text{HHL}_1$  and  $\text{HHL}_2$ , and as the expression at the bottom of panel (c) indicates, we recover the correlation energy via the procedure to within a simple factor. In our notation,  $E_c^{\text{HHL}}$  and  $E_c^{\text{Psi-HHL}}$  are the correlation energies obtained from HHL and Psi-HHL respectively. Further,  $a, b, c, d \in \mathbb{R}$  are constants.

the QPE module of HHL. Typically,  $C$  is chosen to be the minimum eigenvalue of  $A$ , but it is worth noting that incurring the large classical overhead associated with computing it can always be circumvented via approaches such as AdaptHHL [2]. When one post-selects the outcome ‘1’ on the HHL ancilla qubit, one can think of it as choosing the ‘correct’ signal.

The solution vector  $|x\rangle \propto A^{-1}|b\rangle$ , and the input vector  $|b\rangle$  can be written as,

$$|x\rangle = |x\rangle_{\text{un}} / \| |x\rangle_{\text{un}} \| \quad \text{and} \quad |b\rangle = |b\rangle_{\text{un}} / \| |b\rangle_{\text{un}} \| \quad (2)$$

respectively, where subscript ‘un’ refers to *unnormalized* states—  $|b\rangle_{\text{un}}$  is the unnormalized input state after amplitude encoding and  $|x\rangle_{\text{un}} = \sum_i \frac{b_i C}{\lambda_i} |\nu_i\rangle$ , with  $\sum_i |b_i|^2 = 1$ . The probability of successfully post-selecting outcome ‘1’

is given as  $P(1) = \| |x\rangle_{\text{un}} \|^2$ . Finally, when one wants to predict a feature of the solution vector, say, the correlation energy of a molecular system (proportional to the overlap between  $|x\rangle$  and  $|b\rangle$ ), it can be done by appending an additional circuit (the Hong-Ou-Mandel module [18]), abbreviated as HOM in Figure 1(b) that inputs the output,  $|x\rangle$ , of the HHL algorithm and  $|b\rangle$ , to output the overlap between the two quantities. The correlation energy is then calculated as

$$\begin{aligned} E_c^{\text{HHL}} &= -\| |b\rangle_{\text{un}} \|^2 \| |x\rangle_{\text{un}} \| |\langle b|x\rangle| \\ &= -\| |b\rangle_{\text{un}} \|^2 \sum_i |b_i|^2 \frac{C}{\lambda_i}. \end{aligned} \quad (3)$$

For the sake of simplicity, we set this quantity hereafter

as the feature of  $|x\rangle$  that is of interest to us, for the rest of this work, although Psi-HHL can be applied to more general features, such as transition matrix elements involving  $|x\rangle$ . Therefore, even for non-quantum chemistry examples that we shall later consider, we will use the term ‘correlation energy’ to refer to the quantity from Eq. 3.

The number of trials needed to successfully post-select outcome ‘1’ is  $\mathcal{O}(\kappa^2)$ . Thus, in the event of large  $\kappa$ , the success probability falls quickly, making it practically difficult to carry computations using large  $\kappa$  matrices. In this work, we demonstrate a new approach— ‘Psi-HHL’, towards handling large  $\kappa$  matrices by leveraging the probability of successfully post-selecting the ‘wrong’ outcome ‘0’,  $P(0)$ , in HHL.

## B. The Psi-HHL approach

In this section, we discuss the two essential ingredients—  $\text{HHL}_1$  and  $\text{HHL}_2$ , which make up Psi-HHL as illustrated in Figure 1(c). The  $\text{HHL}_1$  module depicts the case where the ‘wrong’ signal is post-selected from the HHL circuit, as shown in Figure 1(b) (Figure 1(a) illustrates the common case of post-selecting ‘1’). The  $\text{HHL}_2$  entails the traditional HHL module appended with a mixing  $2 \times 2$  unitary ( $R_Y(2\alpha)$ ) on the HHL ancillary qubit just before measurement, and post-selecting ‘1’ from the ‘mixed’ signal. The role of this unitary is to mix the coefficients of  $|0\rangle$  and  $|1\rangle$  in the traditional HHL (see Eq. 1), thereby outputting a ‘mixed’ signal. The core idea behind Psi-HHL is to subtract the correlation energies associated with  $\text{HHL}_1$  and  $\text{HHL}_2$  thus leaving us with the correlation energy corresponding to the ‘correct’ signal. The gain in taking this route is the efficiency that we achieve in the number of shots expended. We summarize this in the following proposition:

**Proposition.** *Psi-HHL yields the same correlation energy as traditional HHL through two implementations of HHL, but is more efficient in the number of shots than HHL, especially when dealing with  $A$  matrices with large condition numbers.*

We expound on the first part of the proposition in the following paragraphs, and the second in sub-section II C.

### 1. $\text{HHL}_1$ : Computing the wrong signal

The first HHL module,  $\text{HHL}_1$ , serves to post-select the ‘wrong’ signal of the HHL ancilla qubit, that is, the state attached to  $|0\rangle$  in Eq.1. We re-write the state,  $|\psi_{\text{out}}\rangle$ , at the output of all the registers except the clock qubits

register, as follows,

$$\begin{aligned} |\psi_{\text{out}}\rangle &= \sum_i b_i \left( \sqrt{1 - \frac{C^2}{\lambda_i^2}} |0\rangle \otimes |\nu_i\rangle + \frac{C}{\lambda_i} |1\rangle \otimes |\nu_i\rangle \right) \\ &= (|0\rangle \otimes |x_w\rangle + |1\rangle \otimes |x_r\rangle). \end{aligned} \quad (4)$$

Note that here  $|x_w\rangle$  and  $|x_r\rangle$  are the unnormalised vectors in the superposition. The subscripts w and r refer to ‘wrong’ and ‘correct’ respectively, where for the latter, we use r since c is used already to denote ‘correlation’. The normalised solution vector  $|x_0\rangle$  which appears at the output register after successfully post-selecting outcome ‘0’ is given by,

$$\begin{aligned} |x_0\rangle &= |x_w\rangle / \| |x_w\rangle \| \\ &= \sum_i b_i \sqrt{1 - \frac{C^2}{\lambda_i^2}} |\nu_i\rangle / \| |x_w\rangle \|, \end{aligned} \quad (5)$$

where,

$$\| |x_w\rangle \| = \sqrt{P(0)} = \left( \sum_i \left| b_i \sqrt{1 - \frac{C^2}{\lambda_i^2}} \right|^2 \right)^{1/2}. \quad (6)$$

Here,  $P(0)$  is the probability of successfully post-selecting outcome ‘0’. The associated correlation energy is then given as,

$$E_c^w = -\| |b\rangle_{\text{un}} \|^2 \| |x_w\rangle \| |\langle b | x_0 \rangle|. \quad (7)$$

In the expression given above,  $|b\rangle_{\text{un}}$  is the unnormalized input vector after amplitude encoding, and

$$|\langle b | x_0 \rangle| = \sum_i |b_i|^2 \sqrt{1 - \frac{C^2}{\lambda_i^2}}. \quad (8)$$

### 2. $\text{HHL}_2$ : Computing the mixed signal

The second HHL execution involves attaching the rotation gate  $R_Y(2\alpha)$  on the HHL ancillary qubit before the measurement as illustrated in the lower panel of Figure 1(c). This seemingly trivial addition to the algorithm introduces a new degree of freedom via the angle  $\alpha$ , enabling one to boost the probability of successful matrix inversion in the case of large  $\kappa$ . We recall that  $R_Y(2\alpha)$  is a rotation about the  $Y$  axis on the Bloch sphere as given below

$$R_Y(2\alpha) = \begin{pmatrix} \cos(\alpha) & -\sin(\alpha) \\ \sin(\alpha) & \cos(\alpha) \end{pmatrix}. \quad (9)$$

The state vector at the output of  $\text{HHL}_2$  module  $|\psi'_{\text{out}}\rangle$ , ignoring the clock qubits register, after applying the unitary in Eq. 9 is given below,

$$\begin{aligned}
|\psi'_{\text{out}}\rangle &= \sum_i b_i \left( \sqrt{1 - \frac{C^2}{\tilde{\lambda}_i^2}} \cos(\alpha) - \frac{C}{\tilde{\lambda}_i} \sin(\alpha) \right) |0\rangle \otimes |\nu_i\rangle \\
&+ b_i \left( \sqrt{1 - \frac{C^2}{\tilde{\lambda}_i^2}} \sin(\alpha) + \frac{C}{\tilde{\lambda}_i} \cos(\alpha) \right) |1\rangle \otimes |\nu_i\rangle \\
&= (|0\rangle \otimes |x_m\rangle + |1\rangle \otimes |x'_m\rangle). \tag{10}
\end{aligned}$$

Note that in Eq. 10,  $|x_m\rangle$  and  $|x'_m\rangle$  are unnormalized vectors. The subscript ‘m’ denotes ‘mixed’, and while the unprimed vector accompanies  $|0\rangle$ , the primed one accompanies  $|1\rangle$ . The solution vector at the output after successfully post-selecting outcome ‘1’ is given below

$$\begin{aligned}
|x'\rangle &= \frac{|x'_m\rangle}{\| |x'_m\rangle \|} \\
&= \sum_i b_i \left( \sqrt{1 - \frac{C^2}{\tilde{\lambda}_i^2}} \sin(\alpha) + \frac{C}{\tilde{\lambda}_i} \cos(\alpha) \right) |\nu_i\rangle / \| |x'_m\rangle \|,
\end{aligned}$$

where

$$\begin{aligned}
\| |x'_m\rangle \| &= \sqrt{P'(1)} \\
&= \left( \sum_i \left| b_i \left( \sqrt{1 - \frac{C^2}{\tilde{\lambda}_i^2}} \sin(\alpha) + \frac{C}{\tilde{\lambda}_i} \cos(\alpha) \right) \right|^2 \right)^{1/2} \tag{11}
\end{aligned}$$

Here,  $P'(1)$  is the probability of successfully obtaining outcome ‘1’ in HHL<sub>2</sub>. The correlation energy is then obtained as

$$E_c^m = -\| |b\rangle_{\text{un}} \|^2 \| |x'_m\rangle \| |\langle b|x'\rangle|, \tag{12}$$

where

$$|\langle b|x'\rangle| = \sum_i |b_i|^2 \left( \sqrt{1 - \frac{C^2}{\tilde{\lambda}_i^2}} \sin(\alpha) + \frac{C}{\tilde{\lambda}_i} \cos(\alpha) \right). \tag{13}$$

We choose  $\alpha$  such that  $\sin(\alpha)$  and  $\cos(\alpha)$  are positive and  $P'(1) \gg P'(0)$ .  $P'(0)$  refers to the probability of post-selecting outcome ‘0’ in HHL<sub>2</sub>.

### 3. Psi-HHL: Subtracting signals

In order to prove this statement, we subtract Eq. 12 and Eq. 7, thus obtaining

$$\begin{aligned}
E_c^{\text{Psi-HHL}} \cot(\alpha) &= \frac{E_c^m}{\sin(\alpha)} - E_c^w \\
&= -\| |b\rangle_{\text{un}} \|^2 \sum_i |b_i|^2 \frac{C}{\tilde{\lambda}_i} \cot(\alpha). \tag{14}
\end{aligned}$$

By comparing the right hand sides of Eq. 3 and Eq. 14, we see that the expressions for  $E_c^{\text{HHL}}$  and  $E_c^{\text{Psi-HHL}}$  are the same as shown below:

$$E_c^{\text{Psi-HHL}} = \frac{E_c^m}{\cot(\alpha)} - E_c^w = E_c^{\text{HHL}}. \tag{15}$$

Although theoretically, we obtain the same correlation energy from Psi-HHL, we observe that this technique is superior to traditional HHL in the way it handles large  $\kappa$  matrices, due to the optimal probability of success that one achieves while post-selecting, as we explain in the subsequent section. Therefore,  $E_c^{\text{Psi-HHL}}$  can predict the true correlation energy,  $E_c$ , to a reasonable level of precision with fewer shots even for values of  $\kappa$  where HHL procedure fails to do so, which we illustrate in the Results section with examples. We find through our examples that for up to fairly large values of  $\kappa$  that are well beyond those that HHL can handle, Psi-HHL predicts the correlation energy with fewer shots. It is also important to note that throughout the derivation discussed above, we can replace  $|b\rangle$  with  $O|y\rangle$ , where  $O$  is a suitably block-encoded observable [19], and  $|y\rangle$  an arbitrary state that can be an output of another algorithm, and our results from Psi-HHL still hold. We also add that in problems where it is not immediately obvious *a priori* that the condition number is large, one cannot determine whether to employ HHL or Psi-HHL. However, this is not a problem as Psi-HHL intrinsically involves the regular HHL procedure, and hence if  $P(1)$  is significant, one can choose not to opt for the Psi-HHL procedure.

## C. Complexity aspects

We now demonstrate the complexity (in  $\kappa$ ) of the Psi-HHL algorithm. Since for the purposes of deriving condition number behaviour at the measurement-post-selection part of HHL, the distinction between the estimated eigenvalues of  $A$ , that is,  $\tilde{\lambda}_i$ , and the actual eigenvalues,  $\lambda_i$ , does not matter, we denote all estimated eigenvalues in this section as simply  $\lambda_i$  for the sake of convenience.

In order to elaborate on the second part of our Proposition, we invoke the probability with which one post-selects the desired outcome successfully in terms of  $\kappa$ .

a) **Success probability of the post-selection process in HHL<sub>1</sub>**: The probability of successfully post-selecting the outcome ‘0’,  $P(0)$ , in HHL<sub>1</sub> as given in Eq. 6 can be expanded as [20]

$$\begin{aligned}
P(0) &= \sum_i \left| b_i \sqrt{1 - \frac{C^2}{\lambda_i^2}} \right|^2 \\
&\approx \| \sqrt{(\mathbb{I} - C^2 A^{-2})} |b\rangle \|^2, \tag{16}
\end{aligned}$$

where  $\mathbb{I}$  is the identity operator written in the eigenbasis of operator  $A$ , constant  $C = \mathcal{O}(1/\kappa)$ , where the condition

number  $\kappa$  is taken as  $\lambda_{\max}/\lambda_{\min}$  and  $|b\rangle$  is the input to the HHL circuit. The set of values  $\left\{\sqrt{1 - \frac{C^2}{\lambda_i^2}}\right\}$  are the eigenvalues of the operator  $\sqrt{\mathbb{I} - C^2 A^{-2}}$ , with the largest eigenvalue being  $\sqrt{1 - \frac{C^2}{\lambda_{\max}^2}}$ , and therefore

$$\begin{aligned} P(0) &\leq \|\sqrt{(\mathbb{I} - C^2 A^{-2})}\|_{\text{op}}^2 \| |b\rangle \|^2 \\ P(0) &\leq 1 - \frac{C^2}{\lambda_{\max}^2} \\ &\leq 1 - \frac{1}{\kappa^2}. \end{aligned} \quad (17)$$

The first line uses the property of sub-multiplicativity of matrix norms, that is,  $\|AB\| \leq \|A\|\|B\|$ . In Eq. 17, we recall that we set  $C = \lambda_{\min}$ ,  $\|\cdot\|_{\text{op}}$  is the operator norm, and  $\| |b\rangle \| = 1$ . Note that the smallest eigenvalue of this operator is  $\sqrt{1 - \frac{C^2}{\lambda_{\min}^2}} = 0$ , and corresponds to  $P(0) = 0$ , which leads to expanding a large number of shots in HHL<sub>1</sub>. One could circumvent this issue by appropriately choosing a scaled  $C = \gamma\lambda_{\min}$ , where  $\gamma \in (0, 1)$ , leading to  $P(0) \geq 1 - \gamma^2$ . This idea has been illustrated via an example as shown in Figure 2, where we choose the scaling  $\gamma = 0.5$ .

**b) Success probability of the post-selection process in HHL<sub>2</sub>:** A similar expression for the probability of successful post-selection in HHL<sub>2</sub>,  $P'(1)$ , can be obtained by further expanding Eq. 11 as follows,

$$\begin{aligned} P'(1) &\approx \|\left[\sqrt{(\mathbb{I} - C^2 A^{-2})}\sin(\alpha) + (CA^{-1})\cos(\alpha)\right]|b\rangle\|^2. \end{aligned} \quad (18)$$

The operator  $B := \sqrt{\mathbb{I} - C^2 A^{-2}}\sin(\alpha) + (CA^{-1})\cos(\alpha)$  in its eigenbasis  $\{|\nu_i\rangle\}$  could be given in the diagonal form as

$$\begin{aligned} \text{diag}(\dots, \sqrt{1 - C^2/\lambda_{\max}^2}\sin(\alpha) + (C/\lambda_{\max})\cos(\alpha), \dots, \\ \sqrt{1 - C^2/\lambda_{\min}^2}\sin(\alpha) + (C/\lambda_{\min})\cos(\alpha), \dots), \end{aligned} \quad (19)$$

where the entries that occur in the parentheses after ‘diag’ are the diagonal elements of the matrix. Note that the largest and smallest eigenvalue of the matrix given in Eq. 19 depend on the choice of  $\alpha$ . When  $\alpha = \pi/2$ , the component of that eigenvalue attached to  $\sin(\alpha)$  remains, and we do not extract the desired solution. However, when  $\alpha$  is too small, say 0, the component attached to  $\cos(\alpha)$  remains and we get the same complexity as the traditional HHL approach. Therefore,  $\alpha$  is chosen to satisfy the following properties:

- The success probability,  $P'(1)$  is large enough.
- The solution component that matters to us does not vanish in the superpositions that occur along the diagonal entries in Eq. 19.

We demonstrate the case where  $\alpha$  is close to  $\pi/2$  and  $C = \lambda_{\min}$ , in which case the operator in Eq. 19 could be written in the form where the largest eigenvalue is the first entry and the smallest eigenvalue is the last entry, as given below,

$$\text{diag}(\dots, \sqrt{1 - 1/\kappa^2}\sin(\alpha) + (1/\kappa)\cos(\alpha), \dots, \cos(\alpha)). \quad (20)$$

Using once again the sub-multiplicativity of matrix norms in Eq. 18, we can write

$$\begin{aligned} P'(1) &\leq \|\left[\sqrt{(\mathbb{I} - C^2 A^{-2})}\sin(\alpha) + CA^{-1}\cos(\alpha)\right]\|_{\text{op}}^2 \| |b\rangle \|^2, \end{aligned} \quad (21)$$

where  $\|\cdot\|_{\text{op}}$  is the operator norm yielding the largest eigenvalue of the operator, and  $\| |b\rangle \| = 1$ . Then  $P'(1)$  is bounded the following way,

$$\begin{aligned} \cos^2(\alpha) \leq P'(1) &\leq \left\| \left[ \left( \sqrt{1 - \frac{1}{\kappa^2}} \right) \sin(\alpha) + \frac{1}{\kappa} \cos(\alpha) \right] \right\|^2 \\ &= \left( 1 - \frac{1}{\kappa^2} \right) \sin^2(\alpha) + \frac{1}{\kappa^2} \cos^2(\alpha) \\ &\quad + 2 \left( \sqrt{1 - \frac{1}{\kappa^2}} \right) \frac{1}{\kappa} \sin(\alpha) \cos(\alpha) \\ &\approx \sin^2(\alpha) + \frac{1}{\kappa} \sin(2\alpha) + \frac{1}{\kappa^2} \cos(2\alpha) \\ &\quad - \frac{1}{\kappa^3} \sin(\alpha) \cos(\alpha). \end{aligned} \quad (22)$$

In this bound, the left hand side is the square of the smallest eigenvalue of the matrix given in Eq. 20, while the right hand side is the square of the largest eigenvalue of the matrix in Eq. 20.

For the choice of  $C = \gamma\lambda_{\min}$ , where  $\gamma \in (0, 1)$ , one can push the lower bound for the choice of given  $\alpha$ . This implies that fewer measurements are required to invert matrices with large condition numbers, as compared to the traditional HHL technique illustrated in Figure 1(a). We obtain

$$\begin{aligned} \left\| \left[ \left( \sqrt{1 - \frac{\gamma^2}{\kappa^2}} \right) \sin(\alpha) + \frac{\gamma}{\kappa} \cos(\alpha) \right] \right\|^2 &\leq P'(1) \\ &\leq \left\| \left[ \left( \sqrt{1 - \gamma^2} \right) \sin(\alpha) + \gamma \cos(\alpha) \right] \right\|^2. \end{aligned} \quad (23)$$

We show this in Figure 2, where we pick  $\alpha = 60^\circ$ , the choice of  $A$  matrix is  $A = \begin{pmatrix} 0.25 & 0.00 & 0.00 & 0.00 \\ 0.00 & 0.75 & 0.00 & 0.00 \\ 0.00 & 0.00 & 0.50 & 0.00 \\ 0.00 & 0.00 & 0.00 & 1.00 \end{pmatrix}$ ,

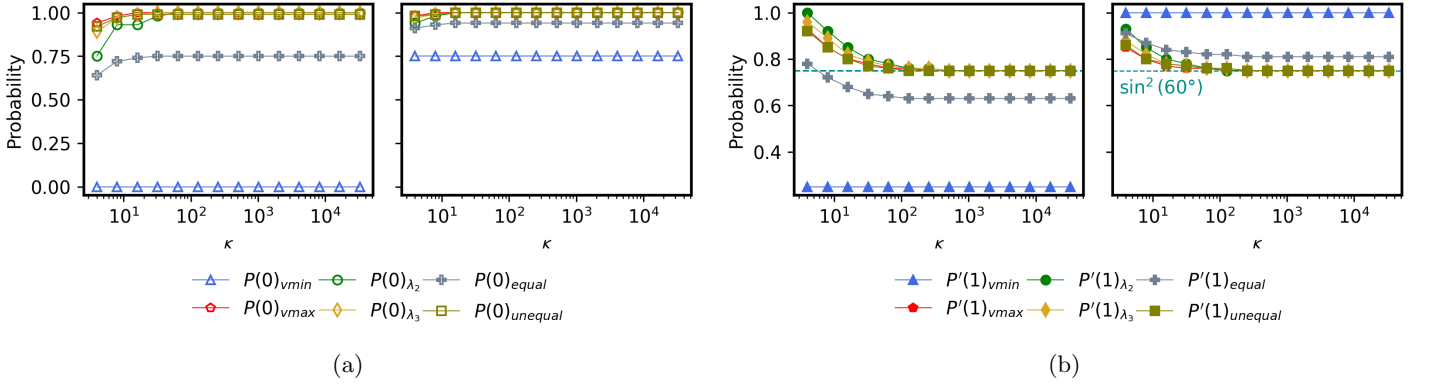


FIG. 2: Figure showing probabilities of post-selecting various outcomes in Psi-HHL. Sub-figures (a) and (b) show the behaviour of  $P(0)$  and  $P'(1)$  respectively with  $\kappa$ , for  $A$  being a  $4 \times 4$  diagonal matrix and with six different choices for the vector  $\vec{b}$ :  $P(0)_{\text{vmin}}$  corresponds to the case where  $\vec{b}$  is the eigenvector associated with the minimum eigenvalue of  $A$ ,  $P(0)_{\text{vmax}}$  is the case where  $\vec{b}$  is the eigenvector associated with the maximum eigenvalue of  $A$ ,  $P(0)_{\lambda_2}$  and  $P(0)_{\lambda_3}$  correspond to the situations where  $\vec{b}$  is the eigenvector associated with two other eigenvalues of  $A$ ,  $P(0)_{\text{equal}}$  is the case where  $\vec{b}$  is in equal superposition of all eigenstates of  $A$  and finally  $P(0)_{\text{unequal}}$  considers the scenario where  $\vec{b}$  is in an arbitrary superposition of eigenstates of  $A$ . In the left-most figure of sub-figure (a), we choose the parameter  $C$  as  $\lambda_{\min}$ , that is, the minimum eigenvalue of  $A$ , whereas in right-most figure of sub-figure (a),  $C = 0.5\lambda_{\min}$ , that is,  $\gamma$  is set to 0.5. Figures (b) represent  $P'(1)$  where the legend's labels have a similar interpretation to those of  $P(0)$ . The HHL and Psi-HHL calculations were done using 1 million shots, and  $\alpha$  was set to  $60^\circ$  for Psi-HHL.

and with six different choices of  $\vec{b}$  (the eigenvector associated with the minimum eigenvalue of  $A$ , the eigenvector associated with the maximum eigenvalue of  $A$ , eigenvector associated with two other eigenvalues of  $A$ , equal superposition of all eigenstates of  $A$ , and an arbitrary superposition of eigenstates of  $A$ ).

While the  $A$  and  $B$  matrices share the same basis  $\{|\nu_i\rangle\}$ , an eigenstate of  $B$  matrix that achieves the lower bound for  $P'(1)$  may not often correspond to the largest/smallest eigenvalue of  $A$  matrix, for a given choice of angle  $\alpha$ . Note that for an arbitrary input  $|b\rangle$  which is a nontrivial superposition of all the eigenvectors  $\{|\nu_i\rangle\}$  of  $A$ , we have the following condition,

$$\begin{aligned}
 P'(1) &= \left( \sum_i |b_i| \left( \sqrt{1 - \frac{C^2}{\lambda_i^2}} \sin(\alpha) + \frac{C}{\lambda_i} \cos(\alpha) \right) \right)^2 \\
 &= \left( \sum_i |b_i|^2 \lambda_i'^2 \right). \tag{24}
 \end{aligned}$$

Here,  $\{\lambda_i'\}$  are the eigenvalues of the operator  $\sqrt{\mathbb{I} - C^2 A^{-2}} \sin(\alpha) + C A^{-1} \cos(\alpha)$ . Eq. 24 is a convex combination of the square of eigenvalues,  $\lambda_i'^2$ , therefore, an arbitrary input  $|b\rangle$  will yield a  $P'(1)$  satisfying the condition given in Eq. 22. We augment our findings with the simulations in the subsequent Sec. III.

#### D. Singular matrices

When the HHL algorithm is executed for a large system size for some target application, the user ideally should

not possess knowledge of some crucial properties of  $A$ , including its condition number and invertibility. In the extreme event that  $A$  happens to be singular and its condition number is not known *a priori*, the algorithm always outputs 0, that is,  $P(1) = 0$ , and a user has to supply a rather large number of shots before perhaps drawing on the realization that the problem may not produce a 1. However, Psi-HHL, by construction, circumvents this issue that HHL suffers from. For illustration, we pick two small but extreme examples, as follows,

- A  $2 \times 2$  matrix given by  $A = \begin{pmatrix} 0.25 & 0.00 \\ 0.00 & 0.00 \end{pmatrix}$  and the

$$\vec{b} \text{ is } \begin{pmatrix} 0.00 \\ 1.00 \end{pmatrix},$$

- A  $4 \times 4$  matrix  $A = \begin{pmatrix} 1.00 & 2.00 & 0.00 & 0.00 \\ 2.00 & 4.00 & 0.00 & 0.00 \\ 0.00 & 0.00 & 0.00 & 0.00 \\ 0.00 & 0.00 & 0.00 & 2.00 \end{pmatrix}$  and

$$\text{with } \vec{b} = \begin{pmatrix} 0.00 \\ 0.00 \\ 1.00 \\ 0.00 \end{pmatrix}.$$

In both the cases above  $\vec{b} \in N(A)$ , such that  $N(A)$  is the null space of  $A$  matrix. We execute HHL as well as Psi-HHL for these two cases by setting  $C/\lambda_i = 0$  whenever the eigenvalues of  $A$  are zero, that is,  $\lambda_i = 0$ . The traditional HHL algorithm would expend all the supplied shots without being able to post-select outcome 1, since  $P(1) = 0$ . The HHL<sub>1</sub> of Psi-HHL successfully post-selects outcome 0 with probability  $P(0) = 1$ . On the other



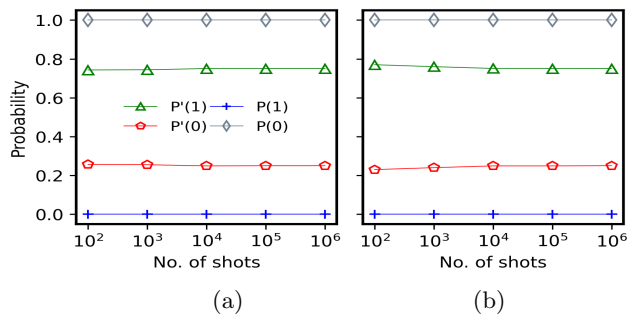


FIG. 3: Figure showing the performance of HHL and Psi-HHL for singular matrices of size  $2 \times 2$  (sub-figure (a)) and  $4 \times 4$  (sub-figure (b)).

hand, the  $\text{HHL}_2$  module of Psi-HHL post-selects outcome 1 with probability  $\sin^2(\alpha)$  (see Eq. 10). The data points presented in Figure 3 demonstrate these probabilities for the two examples considered. Both these HHLs yield the solution  $|x\rangle = |b\rangle$ . The overlap  $|\langle x|b\rangle|$  from the HOM module in  $\text{HHL}_1$  and  $\text{HHL}_2$  both yield a value of 1, with all of the additional  $\sin(\alpha)$  factors cancelling out (see Figure 1). Subtracting the two overlap values results in 0, as expected. Thus, the Psi-HHL approach proves powerful when  $P(0) \gg P(1)$ . We now consider the case when  $\vec{b}$  is an eigenvector of  $A$ . Here too, one could still get the same result via Psi-HHL by choosing the evolution time,  $t$ , as a multiple of  $2\pi$ , which could be incorrect. Therefore, in order to reliably calculate the outputs from both the cases using Psi-HHL, one chooses a non-trivial  $t$  in the QPE module, such that it is not an integral multiple of  $2\pi$ , in order to avoid the possibility of obtaining  $\lambda_i = 0$  for both the cases. Choosing a non-trivial  $t$  will resolve this issue, in the following way:

- In the case where  $\vec{b}$  is an eigenvector of  $A$ , one obtains an eigenvalue  $\lambda_i \neq 0$ , yielding an associated nontrivial controlled-rotation angle,  $\theta_i$ .
- However, when  $\vec{b}$  is a null space vector, one would still obtain an eigenvalue  $\lambda_i = 0$  leading to a controlled-rotation angle of 0.

### III. RESULTS AND DISCUSSIONS

In this section, we consider two sets of examples to compare the performance of Psi-HHL with that of HHL:

- **Toy  $A$  matrices of sizes  $4 \times 4$ ,  $8 \times 8$ ,  $16 \times 16$ ,  $32 \times 32$ , and  $64 \times 64$ :** For practical reasons associated with (classical) computational resources, we do not choose matrices whose  $\kappa$  grows with the  $A$  matrix size. Instead, we generate a sequence of  $A$  matrices with systematically increasing condition numbers for every system size. For example, for  $4 \times 4$  matrix size, we begin with a sparse and diagonally dominant

matrix (the latter is not a requirement but simplifies matters for our illustrations) such that its smallest diagonal entry is  $2^{-(n_r-1)}$  and the largest 1. Recall that  $n_r$  is the number of QPE clock register qubits. We generate the sequence by varying  $n_r$  from 2 to 20. In such a sequence,  $\kappa$  grows exponentially with  $n_r$ , thus enabling us to reach the failure point of HHL rather rapidly and with existing computational resources. We also note that changing the position of the minimum diagonal element of  $A$  along the diagonal does not affect our analysis.

- **Quantum chemistry:** Since quantum chemistry is one of the main applications of interest with quantum computers, it is worth exploring this domain for our analysis [2]. However, since we no longer are considering toy examples, we begin by *qualitatively* assessing the applicability of HHL to the LCC problem by checking how the  $A$  matrices grow with system size (and along the way, defining the system size), thereby providing a handle on the classical hardness of the problem. We also check the growth of  $\kappa$  itself with what we set to be the system size. Following this analysis, we move to our main results for this problem domain.
- We carry out the following analyses:
  1. For the toy matrices, we compare HHL and Psi-HHL, and demonstrate the ability of the latter in predicting correlation energies across a range of condition number values. We quantify the quality of our results for the correlation energies through percentage fraction difference, abbreviated as PFD, given by  $\frac{E_c - E_c^{\text{HHL}}}{E_c} \times 100$  for HHL and  $\frac{E_c - E_c^{\text{Psi-HHL}}}{E_c} \times 100$  for Psi-HHL. We denote the correlation energy obtained using a suitable classical algorithm (we term it as ‘classical value’ hereafter) by  $E_c$ , whereas  $E_c^{\text{HHL}}$  and  $E_c^{\text{Psi-HHL}}$  are the values for the quantity obtained from HHL and Psi-HHL respectively. As we shall explain later in this section, we find that since  $\kappa$  grows polylogarithmically for the quantum chemistry case, it is not computationally feasible for us to simulate system sizes where HHL breaks down.
  2. For both the toy matrices as well as the quantum chemistry matrices, we study the PFDs of HHL and Psi-HHL approaches versus the number of shots.
  3. Additionally, for the chemistry case, we compare the performance of HHL and Psi-HHL across a limited range of geometries on a potential energy curve (PEC) for a suitably chosen molecule.

All of our simulations are developed and executed on the Qiskit software development kit [21].



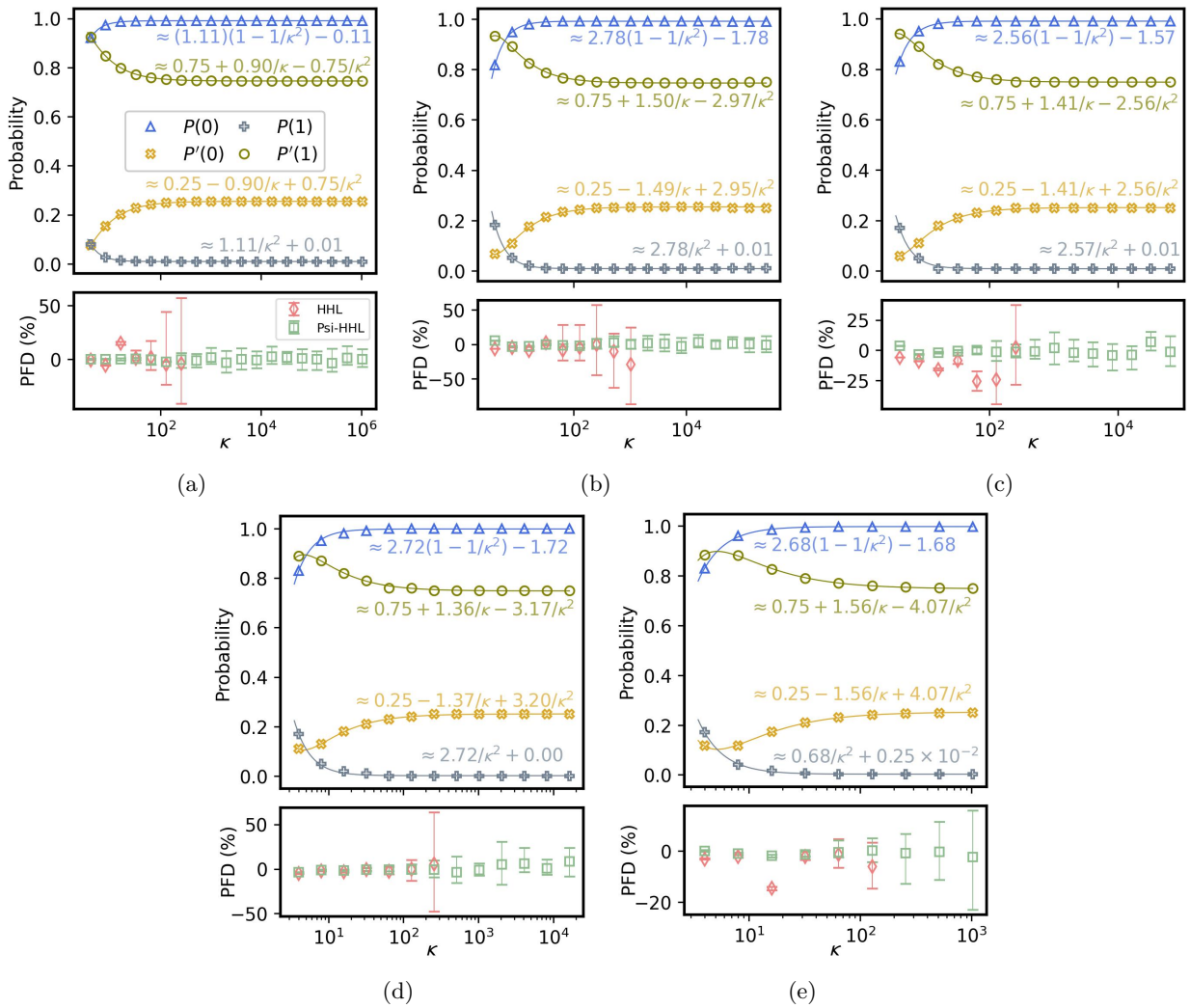


FIG. 4: Figure showing a comparison of the performance of HHL and Psi-HHL approaches for toy matrices. The top panels in each sub-figure present the average probabilities of HHL and Psi-HHL with varying values of  $\kappa$  for different  $A$  matrix sizes:  $4 \times 4$  (sub-figure (a)),  $8 \times 8$  (sub-figure (b)),  $16 \times 16$  (sub-figure (c)),  $32 \times 32$  (sub-figure (d)), and  $64 \times 64$  (sub-figure (e)). The bottom panel of each sub-figure represents the average Percentage Fraction Differences (PFD) of the overlap,  $E_c$ , calculated with HHL and Psi-HHL with respect to the classical value versus  $\kappa$ . Each data point results from 10 repeated runs of  $10^6$  shots. Also, all the computations have been carried out with  $A$  not diagonal and  $\vec{b}$  in unequal superposition, as described in the main text. We also note here that the approximate equality is due to the fit coefficients in the figure being rounded off to two decimal places. For the Psi-HHL results, we set  $\alpha$  to be 60 degrees.

#### A. Toy matrices: $4 \times 4$ through $64 \times 64$

We begin by discussing the details of our  $A$  matrices and  $\vec{b}$  vectors. We pick our  $4 \times 4$  matrix to be non-diagonal, and is given by

$$A = \begin{pmatrix} 2^{-(n_r-1)} & 0.00 & 0.00 & 0.00 \\ 0.00 & 0.75 & 0.10 \times 10^{-3} & 0.00 \\ 0.00 & 0.10 \times 10^{-3} & 0.50 & 0.00 \\ 0.00 & 0.00 & 0.00 & 1.00 \end{pmatrix},$$

and  $\vec{b} = \begin{pmatrix} 0.10 \\ 0.01 \\ 0.20 \\ 1.00 \end{pmatrix}$ . The sparsity,  $s$ , of  $A$  is defined as the

number of non-zero entries in the row with the most number of non-zero elements, and is set to 2. Our choices for the other matrices,  $8 \times 8$  through  $64 \times 64$  can be found in Figure A1 of the Appendix. We have set the following values for sparsity: 3 for  $8 \times 8$ , 4 for  $16 \times 16$ , 5 for  $32 \times 32$ , and 7 for  $64 \times 64$  matrices. Throughout, we have ensured that the eigenvalues of the  $A$  matrix lies between  $1/\kappa$  and 1. We provide more examples for the  $4 \times 4$  matrix size in Section A1 of the Appendix.

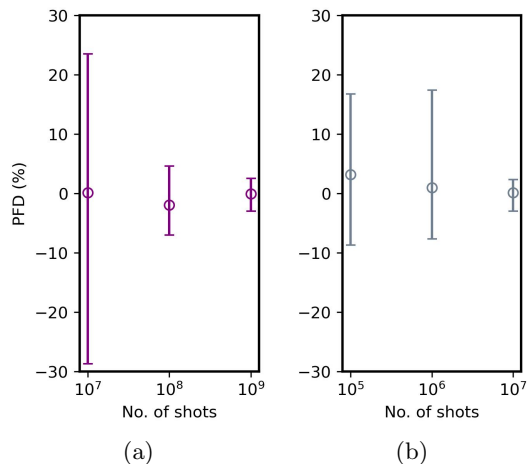


FIG. 5: Figure showing a comparison of the spread in PFDs as well as the average PFD (over 10 repetitions), obtained using HHL (sub-figure (a)) and Psi-HHL (sub-figure (b)), against a range of three different numbers of shots and for the case where  $A$  is of size  $4 \times 4$ , and for which  $\kappa \approx 2^{12} = 4096$ .

Figures 4(a) through 4(e) provides our findings for  $4 \times 4$  through the  $64 \times 64$  examples considered. Each data point in the sub-figures is the average result obtained over 10 repetitions, with each repetition involving 1 million shots. For the Psi-HHL results, we set  $\alpha$  to be 60 degrees. Each sub-figure provides two sets of data: one which compares the probabilities,  $P(0)$ ,  $P(1)$ ,  $P'(0)$ , and  $P'(1)$ , obtained by executing HHL and Psi-HHL, and the other providing the PFDs for the two methods. We choose condition numbers all the way till about 1 million. The figures show that our data fits for HHL align with the expected behaviour of  $P(1) \propto \kappa^{-2}$ . We also find that  $P'(1)$  scales as  $\propto 1$  for large condition numbers (with the fit parameter  $a_1 = 0.75$  matching with the Y-axis intercept for large condition number values). We also consider two more cases, where  $A$  is diagonal but  $\vec{b}$  is in an equal superposition, and  $A$  diagonal and  $\vec{b}$  in an unequal superposition. Furthermore, we also consider the situations where  $\alpha$  is set to 70 and 80 degrees. The data for all of these cases are presented in Figures A2 and A3 of the Appendix, accompanied by Tables A1 through A3. We also verify that the observed trends do not change with 50 repetitions, for which we pick the  $4 \times 4$  matrix (with  $\alpha = 60^\circ$  for the Psi-HHL calculations) from Figure 4 as a representative example (see Figures A4 and A5 of the Appendix). The corresponding data is given in Table A4 of the Appendix. Results obtained using other choices of angles,  $70^\circ$  and  $80^\circ$ , are provided in Tables A5 and A6 respectively. For completeness, we also verify that the fit probabilities from Figure 4 add to one (see Table A7 of the Appendix).

We now comment on the observed PFDs from Figure 4.

We immediately see that HHL fails at some value of  $\kappa$  for the chosen number of shots (indicated by ‘nan’ values in Tables A1 through A6 of the Appendix). This is due to the fact that as  $P(1)$  becomes very small, the fraction of the total number of shots that yield 1 upon measurement tend to very small values. Therefore, the number of shots available for the HOM module become too small to give any reasonable result beyond a certain value of  $\kappa$ . Our data also show that the error bars, in which the upper and lower points of the bars reflect the largest and the smallest PFD values obtained using HHL, increases as the condition number increases, till it reaches a critical value of  $\kappa$ , beyond which HHL fails. In contrast, we see that for Psi-HHL, even at  $\kappa \approx 1$  million, the length of the error bar is about 17 percent.

We finally comment on our results from Figure 4 on the larger size matrices ( $8 \times 8$  through  $64 \times 64$ ), where for Psi-HHL, we consider  $\alpha = 60^\circ$ . Figures A6 through A9 provides the data for  $70^\circ$  and  $80^\circ$  cases, with Figure A6 also giving the information for  $10^5$  shots. Tables A8 through A11 in the Appendix provide the accompanying data. We observe that broadly, the trends are similar to what we find for the smaller  $4 \times 4$  cases. Figure A10 of the Appendix summarizes the situations where HHL fails for all of the toy matrices considered, as a heat map. We find that for 1 million shots, HHL starts returning ‘nan’ values between  $\kappa$  of  $2^8$  and  $2^{10}$ . In view of the computational cost involved, we did not go all the way up to a condition number of  $2^{20}$  for matrices above  $4 \times 4$  size, and we stopped much earlier for the  $64 \times 64$  case.

We now turn our attention to Figure 5, where we see that HHL does not fail upon increasing the number of shots, but the number requires to be about 1 billion in order to get a comparable range of PFDs as Psi-HHL, while Psi-HHL only incurs 10 million shots. In particular, HHL gives a maximum PFD of 1.51 percent and a minimum of  $-2.98$  percent with a billion shots, whereas Psi-HHL gives a maximum and minimum PFD of 2.33 and  $-2.97$  percent respectively with only 10 million shots.

## B. Quantum chemistry matrices

Quantum chemistry is regarded as one of the killer applications of quantum computing [22]. Therefore, it is interesting to consider the performance of Psi-HHL in this scenario. In particular, we consider quantum chemistry problems via the LCC approach [2].

We start with preliminary *qualitative* remarks on the suitability of HHL/Psi-HHL for carrying out LCC calculations, and to that end, discuss the growth of the  $A$  matrix dimension and  $\kappa$  with system size. This in turn requires us to define system size. Since our focus is to demonstrate the performance of Psi-HHL and not a deep-dive into

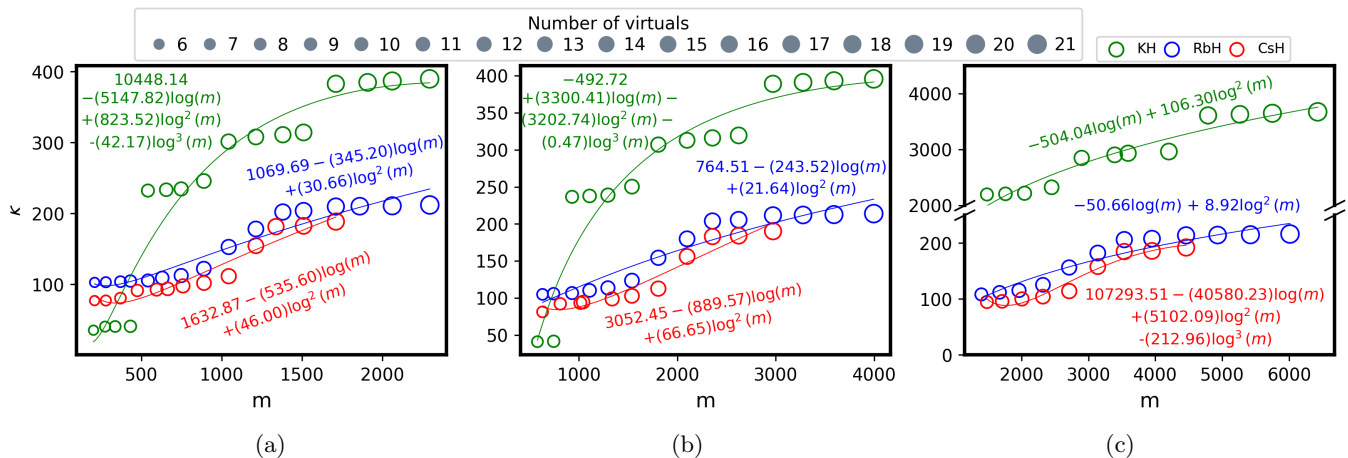


FIG. 6: Plots showing the increase in  $\kappa$  with  $A_{mol}$  matrix size, denoted as  $m$ , for the case of 6 (sub-figure (a)), 8 (sub-figure (b)) and 10 (sub-figure (c)) fixed occupied orbitals in the Sapporo-DKH3-DZP-2012 basis set. The legend to the left at the top of the figure shows solid circles whose areas increase proportionally to the number of virtual orbitals considered.

chemistry, we follow the following steps: a. choosing a few simple diatomic closed-shell molecules in their ground state and in their equilibrium bond lengths, b. picking a suitable single particle basis, c. deciding on the number of occupied orbitals, and d. systematically increasing the number of unoccupied orbitals (virtuals) for system size. We choose four representative molecules: the light  $\text{Li}_2$ , the moderately heavy KH and RbH, and the heavy CsH, all in their equilibrium bond lengths ( $\text{Li}_2$ : 5.0600 Bohr, KH: 4.2300 Bohr, RbH: 4.4726 Bohr, and CsH: 4.7135 Bohr) [23, 24]. The adjective ‘light’ and ‘heavy’ refer to the atomic number of the heavier atom in a diatomic molecule. We pick the Sapporo double zeta basis sets for KH, RbH, and CsH (K, Rb, and Cs: Sapporo-DKH3-DZP-2012, and H: Sapporo-DZP) [25], while for  $\text{Li}_2$ , we choose the STO-6G basis [26]. We employ the  $C_{2v}$  point group symmetry for KH, RbH and CsH computations, while for the case of  $\text{Li}_2$ , we pick the  $D_{2h}$  symmetry. We do not include relativistic effects as our aim is to only compare HHL and Psi-HHL and not account for as many relevant physical effects as possible. We now proceed to discuss the dimension of the  $A$  matrix and the condition number scaling in LCC for these chosen molecules.

### 1. Dimension of the $A$ matrix

Since the LCC matrix is not guaranteed to be of dimension  $2^N \times 2^N \equiv n \times n$ , we make a distinction between the dimension of the LCC matrix,  $A_{mol}$ , which is  $m \times m$ , and the dimension of the associated  $A$  matrix,  $n \times n$ . We go from  $A_{mol}$  to  $A$  via padding, which we explain in Section A2 of the Appendix. We note that  $m$ , which we shall hereafter think of as the system size, is the number of particle-hole excitations that one considers for an LCC calculation, which in turn is decided by choice

of single particle basis and active space size. We denote the number of occupied orbitals as  $n_o$  and virtuals by  $n_v$ . The number of rows (or columns) of the  $A_{mol}$  matrix grows as  $\sim n_o^\mathcal{E} n_v^\mathcal{E}$  (the number of orbitals are kept fixed), which is exponential.  $\mathcal{E}$  refers to the excitation rank. For example,  $\mathcal{E} = 2$  is the LCCSD approximation, where S stands for single excitations and D for double excitations. For a given  $\mathcal{E}$ , as we increase the number of orbitals, the system size,  $m$ , grows *further* polynomially (for example, see Figure A11 in the Appendix). For the purposes of this work, we fix  $n_o$  and increase  $n_v$  for a given molecule, all within the LCCSD approximation. The technical details involved in the generation of  $A$  matrix as well as the  $\vec{b}$  vector for our computations are discussed in Section A2.A of the Appendix.

### 2. Condition number scaling in LCC

Although HHL offers an exponential advantage in terms of system size, it is important to check if for the LCCSD problem, the condition number itself scales favourably with system size,  $m$ , for the molecules that we consider. We point out towards the end of Section A2.A of the Appendix that it is sufficient to analyze  $\kappa$  versus  $m$ ; this curve upper bounds  $\kappa$  versus  $n$ . We increase the size of the active space (via  $n_v$ ), and thus  $m$  in a systematic manner, by carrying out an orbital character analysis whose details we explain in Section A2.B of the Appendix and also accompanying Table A12. Furthermore, for this analysis, we consider KH, RbH and CsH, but not  $\text{Li}_2$ , as the system is too small (in the STO-6G basis) to carry out a  $\kappa$  versus  $m$  analysis. We start with  $(n_o, n_v)$  of (6, 6), (8, 8), and (10, 10) for all the three molecules, and for each of these cases, we systematically increase  $n_v$ . Figure

6 presents our results. We see that the condition number varies as a polylogarithmic function of system size. This behaviour is also consistent with what one may expect from chemistry intuition: we begin by referring the reader to Table A13 of the Appendix, where we list the largest and smallest eigenvalues of the  $A$  matrix for each value of  $m$ , for KH, RbH, and CsH. The data shows that the increase in  $\kappa$  as we add virtual orbitals is driven by the decrease of the lowest eigenvalue of the  $A$  matrix. We note that every matrix element of the  $A$  matrix can be expressed as  $\langle \Phi_p | H | \Phi_q \rangle$ , where  $H$  is the Hamiltonian and  $|\Phi_p\rangle$  and  $|\Phi_q\rangle$  are the excited determinants built from particle-hole excitations arising from the Hartree-Fock (HF) configuration. The smallest eigenvalue of the sparse and diagonally dominant  $A$  matrix, which we saw as being important in determining the growth of  $\kappa$ , can be qualitatively thought of as corresponding to the energy of the first excited state (assuming that the wave function of the first excited state has small contribution from the HF configuration). Thus, we expect that the decrease in the lowest eigenvalue of  $A$  saturates as we keep adding virtual orbitals, and eventually, the lowest eigenvalue of the  $A$  matrix will converge to a certain value. Thus, the increase of  $\kappa$  saturates too, thus leading one to expect that the condition number would vary as a polylogarithmic function of system size.

We also observe in each sub-figure (that is, for a fixed number of occupied orbitals) that for large  $m$ , the condition number of KH is the largest, followed by RbH, and then CsH. This trend can be explained qualitatively using chemical intuition, by looking at the considered orbitals for the (6, 6) case as a representative example. Recalling that each eigenvalue of  $A$  can be thought of as an excited state energy, the highest excited state arises from electron excitations from the lowest occupied orbitals, which are  $2p$  and  $3d$  for KH and RbH cases respectively. It is clear that  $2p$  of K has much lower orbital energy than the  $3d$  orbital of Rb. Thus, we can expect that the  $2p \rightarrow$  virtual excitation in KH has a higher excitation energy associated with it than the  $3d \rightarrow$  virtual excitation in RbH. Similarly, we can expect that the  $4d \rightarrow$  virtual excited state of CsH is lower in energy than the  $3d \rightarrow$  virtual excited state of RbH. In summary, we can expect that the excitation energies decrease monotonically as we go from KH to CsH. We combine this observation with our data from Table A13 where the maximum eigenvalue grows much faster than the decrease in minimum eigenvalue from KH to RbH to CsH for a given choice of  $n_o$  and  $n_v$ , to infer that  $\kappa$  decreases monotonically from KH to CsH.

Furthermore, in Figure 6(c), KH's condition number reaches a staggering 4000 with all the virtuals considered, whereas in Figures 6(a) and (b),  $\kappa$  is substantially lower. This is not surprising, as for sub-figure 6(c), we consider 10 occupied orbitals. Since KH has only 10 occupied orbitals, the active space contains the  $1s$  orbital of K.

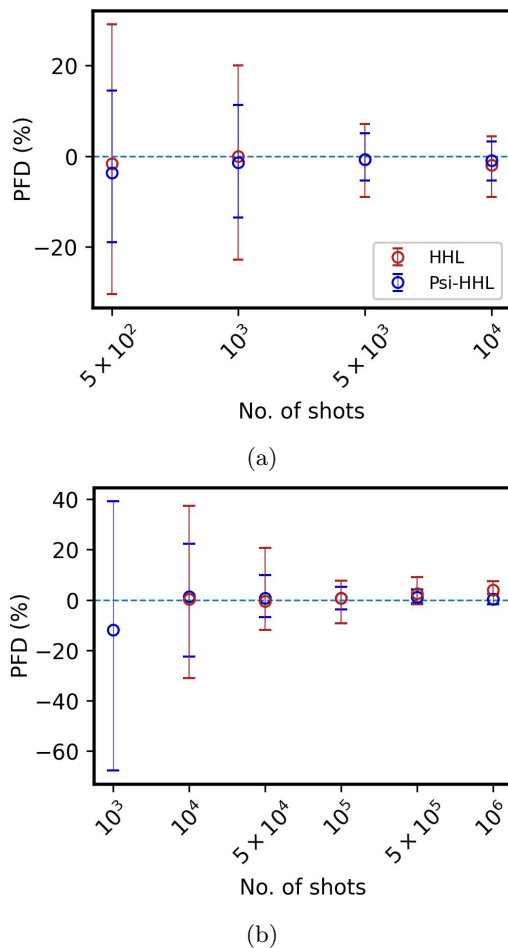


FIG. 7: Figure showing a comparison of the performance of HHL and Psi-HHL approaches, via PFDs versus number of shots (denoted in the figure as ‘No. of shots’), for two representative molecules,  $\text{Li}_2$  (sub-figure (a)) and KH (sub-figure (b)). The centre of each unfilled circle represents the average PFD over a range of 30 repetitions. Each  $\text{Li}_2$  calculation involves evaluating a 21-qubit circuit, with the  $A$  matrix size being  $64 \times 64$  ( $\kappa$  of 64.07), while for KH, we evaluate a 26-qubit circuit involving an  $A$  matrix size of  $256 \times 256$  ( $\kappa$  of 365.40). The zero PFD value is marked with a horizontal line for ease of visualization.

We can invoke the fact that the orbital energy gap is larger between the inner s orbitals, for example, and the density of orbitals becomes higher in the vicinity of highest occupied molecular orbital and the lowest unoccupied molecular orbital. Thus, if we include inner core orbitals in our active space, we expect the excitation energy of the highest state, namely the largest eigenvalue of the  $A$  matrix, to be larger. In contrast, for the 6, 8, and the 10 occupied orbitals’ cases, RbH and CsH have comparable condition numbers. This can be attributed to the fact that the lowest orbital is always the  $3d$  of Rb in all the three cases. Since the orbital character of the

lowest orbital is the same among the three active spaces, they yield very similar condition numbers.

We add at this juncture that while considering only three molecules does not allow any quantitative inference on the behaviour of condition number with system size, it gives a qualitative indication that quantum chemistry using HHL-LCCSD may be a reasonable direction to consider. However, further analysis would be required to assess what one would expect for  $\kappa(m)$  in general for an HHL-LCC computation.

### 3. HHL and Psi-HHL results

We now discuss our results for the performance of the HHL and Psi-HHL algorithms for the molecules considered in this work.

We begin by noting that it is not practical to carry out an analysis similar to that in Figure 4, since unlike the toy matrices case, the condition number grows much slower and the computations become too expensive too soon. We thus move to Figure 7 (with the accompanying data given in Table A14 of the Appendix), where we carry out a study on the same lines as Figure 5. We vary the number of shots and compare the performance of HHL and Psi-HHL in predicting the PFD, as well as the range across which the PFDs are spread, across 30 repetitions. For this analysis, we consider  $\text{Li}_2$  and KH. The details are:

1.  $\text{Li}_2$ : 21-qubit circuit with an  $A$  matrix size of  $64 \times 64$  (built out of single and double excitations arising from 3 occupied and 7 virtual orbitals) in the STO-6G basis, with  $\kappa = 64.07$ .
2. KH: 26-qubit circuit with an  $A$  matrix size of  $256 \times 256$  (built out of single and double excitations arising from 6 occupied and 6 virtual orbitals) in the Sapporo double zeta basis, with  $\kappa = 365.40$ .

We pick these two systems, since in one case,  $\kappa$  is less than 100, and in the other much larger at over 300. Repeating the calculations for RbH and CsH may not give any new insights, and hence we restrict the results only to  $\text{Li}_2$  and KH. For  $\text{Li}_2$ , the condition number is very small, and hence we only study the performance of HHL and Psi-HHL between 500 and 10000 shots. The data clearly shows that for  $\text{Li}_2$ , the Psi-HHL approach always has a smaller spread in PFDs when compared to HHL. For KH, we observe that at 1000 shots, HHL fails, while Psi-HHL does not, but comes with large error bars. As we increase the number of shots, the error bars for both HHL and Psi-HHL are seen to become much smaller, but Psi-HHL consistently has smaller error bars than HHL.

We now move to our next set of results, namely the PEC for the KH molecule. Since it is computationally not feasible to pick the larger system sizes from Figure 6, we choose the 6 occupied and 6 virtual orbitals case. This choice corresponds to a 26-qubit calculation with an  $A$  matrix size of  $256 \times 256$ . We consider geometries in the neighbourhood of the equilibrium bond length (3 geometries in steps of 0.47 Bohr on either side of the equilibrium bond length). With such a choice, the correlation energies required to be captured ranges from about 0.3 mHa (milli-Hartree) for 5.65 Bohr geometry to 3 mHa for the 2.82 Bohr geometry (the two extreme points in the 7 geometries considered), thus allowing us to check the performance of HHL and Psi-HHL across a range of correlation energy values. Calculating energies across a range of bond lengths further allows us to check across a (limited) range of condition numbers (the smallest being 365.40 and the largest 393.21) the behaviour of HHL and Psi-HHL. Each calculation involves 50000 shots and our reported results are averaged over 30 repetitions. For our Psi-HHL computations, we pick  $\alpha$  of 60 degrees. Figure 8(a) (and the accompanying Table A15 of the Appendix) shows the results for  $\Delta E$ , which is the difference between HHL (Psi-HHL) total energy and the classical LCC value for the considered geometries. We find that Psi-HHL performs better than HHL in predicting correlation energies, especially on the extreme ends of our PEC when  $\kappa$  values are relatively larger than for those points around the equilibrium geometry. When we examine Figure 8(b), we see that Psi-HHL performs consistently better than HHL. Furthermore, the spread in results across 30 repetitions follows a trend globally: it increases from 2.82 through 5.65 Bohr calculations. We recall that the correlation energies themselves decrease monotonically and by as much as an order of magnitude as we move from 2.82 Bohr to 5.65 Bohr geometries. Thus, although the condition numbers are comparable (for example, 374.93 and 371.38 for the 3.29 and the 4.71 Bohr cases respectively), since the quantity to be captured (the correlation energy) itself is much smaller for the latter, we need to supply more shots to restrict the spread in PFD across repeats. However, since we keep the number of shots fixed throughout the PEC, we observe a larger spread in PFDs. We verify this with a simple toy calculation, where we calculate the overlap  $|\langle 0|(a|0\rangle + b|1\rangle)|$  using the HOM circuit, with 1000 shots and average each of our results over 20 repetitions.  $a$  is varied from 0.26 to 0.99 (below 0.26, we get ‘nan’ that is, situations where we get the square root of a negative quantity for energy, which is unphysical, and hence is not a valid result). We observe the same trend as in Figure 8(b) (see Figure A12 of Appendix).



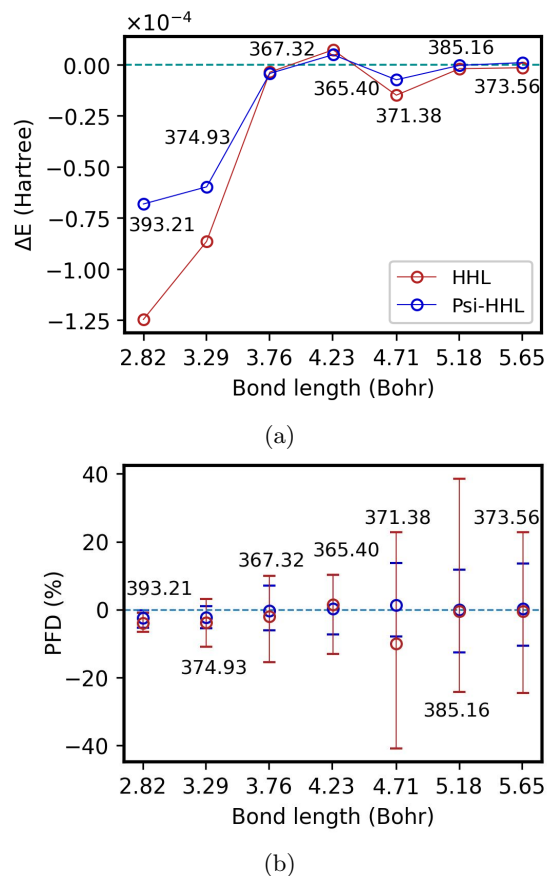


FIG. 8: Figure illustrating the energy difference ( $\Delta E$ ) between the total HHL/Psi-HHL energy and the classical value of the LCCSD total energy (sub-figure (a)) and PFDs versus bond lengths (sub-figure (b)) of the KH molecule obtained from HHL and Psi-HHL methods (26-qubit calculations involving  $A$  matrix size of  $256 \times 256$ ; red and blue circles indicate HHL and Psi-HHL calculations respectively, averaged over 30 repetitions and with 50000 shots). The associated value of  $\kappa$  is shown above or below each data point.

#### IV. CONCLUSION

We propose the Psi-HHL algorithm to efficiently handle problems involving  $A$  matrices with large condition numbers ( $\kappa$ ). The approach involves post-selecting 0 in HHL (the ‘wrong signal’), followed by post-selecting 1 from an HHL-like circuit that contains an additional mixing  $2 \times 2$  unitary (the ‘mixed signal’), and taking the difference between the wrong and the mixed signals to extract the correct signal.

We present arguments to show that the complexity of Psi-HHL is optimal in condition number for large  $\kappa$  regimes; the complexity of the algorithm scales as  $\mathcal{O}(\kappa)$ . This is an improvement over earlier approaches in literature, such as HHL with amplitude amplification

(scales quadratically, and incurs several additional gates due to its iterative nature) and HHL with variable time amplitude amplification (scales as  $\kappa \log^3 \kappa$ ). It is also important to note that while the optimal  $\kappa$  behaviour can be recovered using a discrete quantum adiabatic approach based quantum linear solver algorithm [12], we achieve the same result using Psi-HHL, which is a simple modification to the HHL algorithm. We also discuss the case of applying Psi-HHL to singular matrices.

We apply our method to different toy matrices, where we systematically vary the condition number all the way to about 1 million and keeping the number of shots fixed to 1 million for each of the computations, and show that while HHL fails beyond a certain value of  $\kappa$ , Psi-HHL continues to predict good results that we quantify via percentage fraction difference (PFD) relative to the classical value as well as via spread in the PFD across many repetitions. We also demonstrate the performance of our proposed Psi-HHL approach for quantum chemistry examples with up to 26-qubit computations, and we once again find that Psi-HHL yields better quality results in much fewer number of shots. En route, we also carry out a qualitative analysis to check suitability of treating LCC equations using the HHL algorithm.

We anticipate that our work will pave the way for development of non-trivial Psi-HHL variants that would allow it to be integrated as an algorithmic primitive in larger algorithmic frameworks that use traditional HHL as a subroutine.

#### ACKNOWLEDGMENTS

We acknowledge National Supercomputing Mission (NSM) for providing computing resources of ‘PARAM Siddhi-AI’, under National PARAM Supercomputing Facility (NPSF), C-DAC, Pune and supported by the Ministry of Electronics and Information Technology (MeitY) and Department of Science and Technology (DST), Government of India. VSP thanks Prof. Aram Harrow for a very fruitful discussion on HHL as well as HHL-LCC. VSP and AJ thank Dr. Shibdas Roy for nice discussions on complexity. PBT thank Prof. Debashis Mukherjee for useful discussions on the quantum chemical sections of the work. VSP and PBT thank their group members for carefully reading the manuscript. KS acknowledges support from Quantum Leap Flagship Program (Grant No. JPMXS0120319794) from Ministry of Education, Culture, Sports, Science and Technology (MEXT), Japan; Center of Innovations for Sustainable Quantum AI (JP-MJPF2221) from Japan Science and Technology Agency (JST), Japan; and Grants-in-Aid for Scientific Research C (21K03407) and for Transformative Research Area B (23H03819) from Japan Society for the Promotion of Sci-

- 
- [1] A. W. Harrow, A. Hassidim, and S. Lloyd, Quantum algorithm for linear systems of equations, *Phys. Rev. Lett.* **103**, 150502 (2009).
- [2] N. Baskaran, A. S. Rawat, A. Jayashankar, D. Chakravarti, K. Sugisaki, S. Roy, S. B. Mandal, D. Mukherjee, and V. S. Prasanna, Adapting the Harrow-Hassidim-Lloyd algorithm to quantum many-body theory, *Phys. Rev. Research* **5**, 043113 (2023).
- [3] J. Golden, D. J. O'Malley, and V. Hari, Quantum computing and preconditioners for hydrological linear systems, *Sci. Rep.* **12**, 22285 (2022).
- [4] G. Brassard, P. Hoyer, M. Mosca, and A. Tapp, Quantum amplitude amplification and estimation, *Q. Comput. Q. Info.*, Samuel J. Lomonaco, Jr. (editor), *AMS Contemporary Mathematics* **305**, 74 (2002).
- [5] A. Ambainis, Variable time amplitude amplification and a faster quantum algorithm for solving systems of linear equations, arXiv:1010.4458 (2010).
- [6] B. D. Clader, B. C. Jacobs, and C. R. Sprouse, Preconditioned quantum linear system algorithm, *Phys. Rev. Lett.* **250504**, 110 (2013).
- [7] C. Shao and H. Xiang, Quantum circulant preconditioner for a linear system of equations, *Phys. Rev. A* **062321**, 98 (2018).
- [8] Y. Tong, D. An, N. Wiebe, and L. Lin, Fast inversion, preconditioned quantum linear system solvers, fast Green's-function computation, and fast evaluation of matrix functions, *Phys. Rev. A* **032422**, 104 (2021).
- [9] D. V. Babukhin, Harrow-Hassidim-Lloyd algorithm without ancilla postselection, *Phys. Rev. A* **107**, 042408 (2023).
- [10] D. Orsucci and V. Dunjko, On solving classes of positive-definite quantum linear systems with quadratically improved runtime in the condition number, *Quantum* **5**, 573 (2021).
- [11] A. M. Childs, R. Kothari, and R. D. Somma, Quantum algorithm for systems of linear equations with exponentially improved dependence on precision, *SIAM Journal on Computing* **46**, 1920 (2017).
- [12] P. C. S. Costa, D. An, Y. R. Sanders, Y. Su, R. Babbush and D. W. Berry, Optimal scaling quantum linear-systems solver via discrete adiabatic theorem, *PRX Quantum* **3**, 040303 (2022).
- [13] J. R. Shewchuk, An introduction to the conjugate gradient method without the agonizing pain, Technical report, School of Computer Science Carnegie Mellon University Pittsburgh, PA 15213 (1994).
- [14] D. Dervovic, M. Herbster, P. Mountney, S. Severini, N. Usher, and L. Wossnig, Quantum linear systems algorithms: a primer, arXiv:1802.08227 (2018).
- [15] H. J. Morrell, A. Zaman, and H. Y. Wong, A step-by-step HHL algorithm walkthrough to enhance understanding of critical quantum computing concepts, *IEEE Access* **11**, 77117 (2023), arXiv:2108.09004 [quant-ph].
- [16] X. Liu, H. Xie, Z. Liu, and C. Zhao, Survey on the improvement and application of HHL algorithm, *J. Phys.: Conf. Ser.* **2333**, 012023 (2022).
- [17] B. Duana, J. Yuana, C.-H. Yub, J. Huang, and C.-Y. Hsie, A survey on HHL algorithm: From theory to application in quantum machine learning, *Phys. Lett. A* **384**, 126595 (2022).
- [18] J. C. Garcia-Escartin and P. Chamorro-Posada, SWAP test and Hong-Ou-Mandel effect are equivalent, *Phys. Rev. A* **87**, 052330 (2013).
- [19] A. Alase, R. R. Nerem, M. Bagherimehrab, P. Hoyer, and B. C. Sanders, Tight bound for estimating expectation values from a system of linear equations, *Phys. Rev. Research* **023237**, 4 (2022).
- [20] L. Lin, Lecture notes on quantum algorithms for scientific computation, arXiv:2201.08309 (2022).
- [21] M. Treinish et al., Qiskit: An open-source framework for quantum computing (2022).
- [22] K. Bourzac, Chemistry is quantum computing's killer app, *C&EN* **95**, 27 (2017).
- [23] N. Geum, G.-H. Jeung, A. Derevianko, R. Côté, and A. Dalgarno, Interaction potentials of LiH, NaH, KH, RbH, and CsH, *J. Chem. Phys.* **115**, 5984 (2001).
- [24] R. A. Brooks, C. H. Anderson, and N. F. Ramsey, Rotational magnetic moments of diatomic alkalis, *Phys. Rev. Lett.* **10**, 441 (1963).
- [25] T. Noro, M. Sekiya, and T. Koga, Segmented contracted basis sets for atoms H through Xe: Sapporo-(DK)-nZP sets (n = D, T, Q), *Theor. Chem. Acc.* **131**, 1124 (2012).
- [26] B. P. Pritchard, D. Altarawy, B. Didier, T. D. Gibson, and T. L. Windus, A new basis set exchange: An open, up-to-date resource for the molecular sciences community, *J. Chem. Inf. Model.* **59(11)**, 4814 (2019).
- [27] G. M. J. Barca et al., Recent developments in the general atomic and molecular electronic structure system, *J. Chem. Phys.* **152**, 154102 (2022).



## APPENDIX

**A1. DETAILS ON CALCULATIONS INVOLVING  
TOY MATRICES FROM SIZE  $4 \times 4$  THROUGH  
 $64 \times 64$**

In our Results section in the main text, we discussed the case of  $A$  not diagonal and the amplitude encoded state corresponding to  $\vec{b}$  in an unequal superposition. We also provide our  $4 \times 4$  through  $64 \times 64$  matrices that we considered in the main text in Figure A1.

We now provide additional data on two more choices for our  $4 \times 4$   $A$  matrices:

1.  $A$  is diagonal and the amplitude encoded state corresponding to  $\vec{b}$  is in an equal superposition. In

particular,  $A = \begin{pmatrix} 2^{-(n_r-1)} & 0.00 & 0.00 & 0.00 \\ 0.00 & 0.75 & 0.00 & 0.00 \\ 0.00 & 0.00 & 0.50 & 0.00 \\ 0.00 & 0.00 & 0.00 & 1.00 \end{pmatrix}$ , and

the un-normalized  $\vec{b} = \begin{pmatrix} 1.00 \\ 1.00 \\ 1.00 \\ 1.00 \end{pmatrix}$ . The sparsity,  $s$ , of

$A$  is 1.

2.  $A$  is diagonal and the amplitude encoded state associated with  $\vec{b}$  is in an unequal superposition. In particular,  $A$  is the same as in case 1 given above,

and  $\vec{b} = \begin{pmatrix} 0.10 \\ 0.01 \\ 0.20 \\ 1.00 \end{pmatrix}$ .

We also present these results for  $\alpha$  set to 60, 70, and 80 degrees (the main text only discusses the first case). Furthermore, while the main text considers 1 million shots, we also perform the same analyses for  $10^5$  shots. All of these results are presented in Figures A4 and A5 for the cases considering  $10^5$  and  $10^6$  shots respectively. The accompanying data is provided in Tables A4, A5, and A6, for 60, 70, and 80 degrees examples respectively.

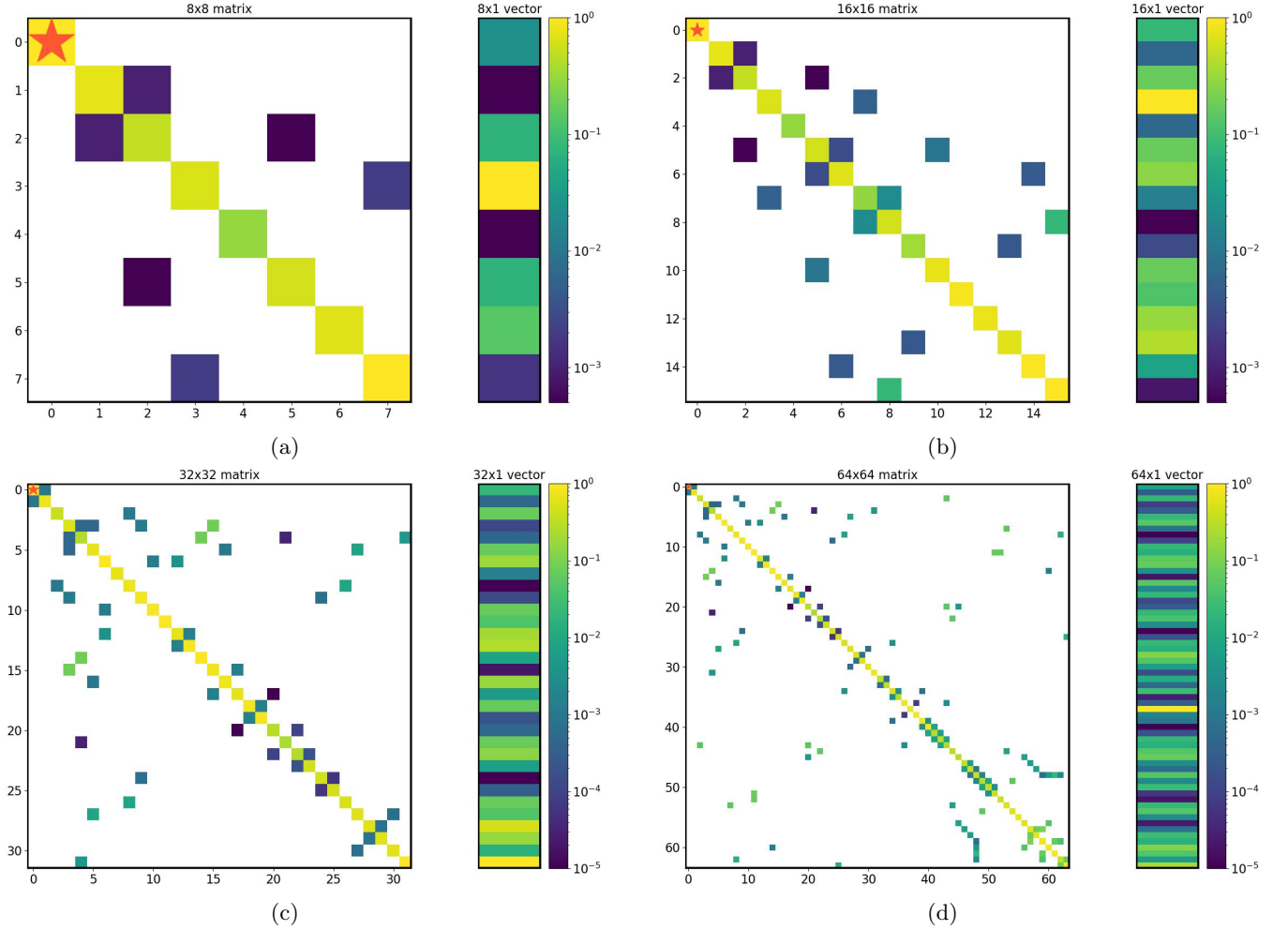


FIG. A1: Our choices for (a)  $8 \times 8$ , (b)  $16 \times 16$ , (c)  $32 \times 32$ , and (d)  $64 \times 64$  toy  $A$  matrices and un-normalized  $\vec{b}$  for comparing the performance of HHL and the Psi-HHL algorithms. The cell with a star symbol denotes the matrix element with variable  $n_r$  (the number of clock register qubits from the HHL circuit), which sets  $\kappa$ . A white cell denotes a zero matrix element.

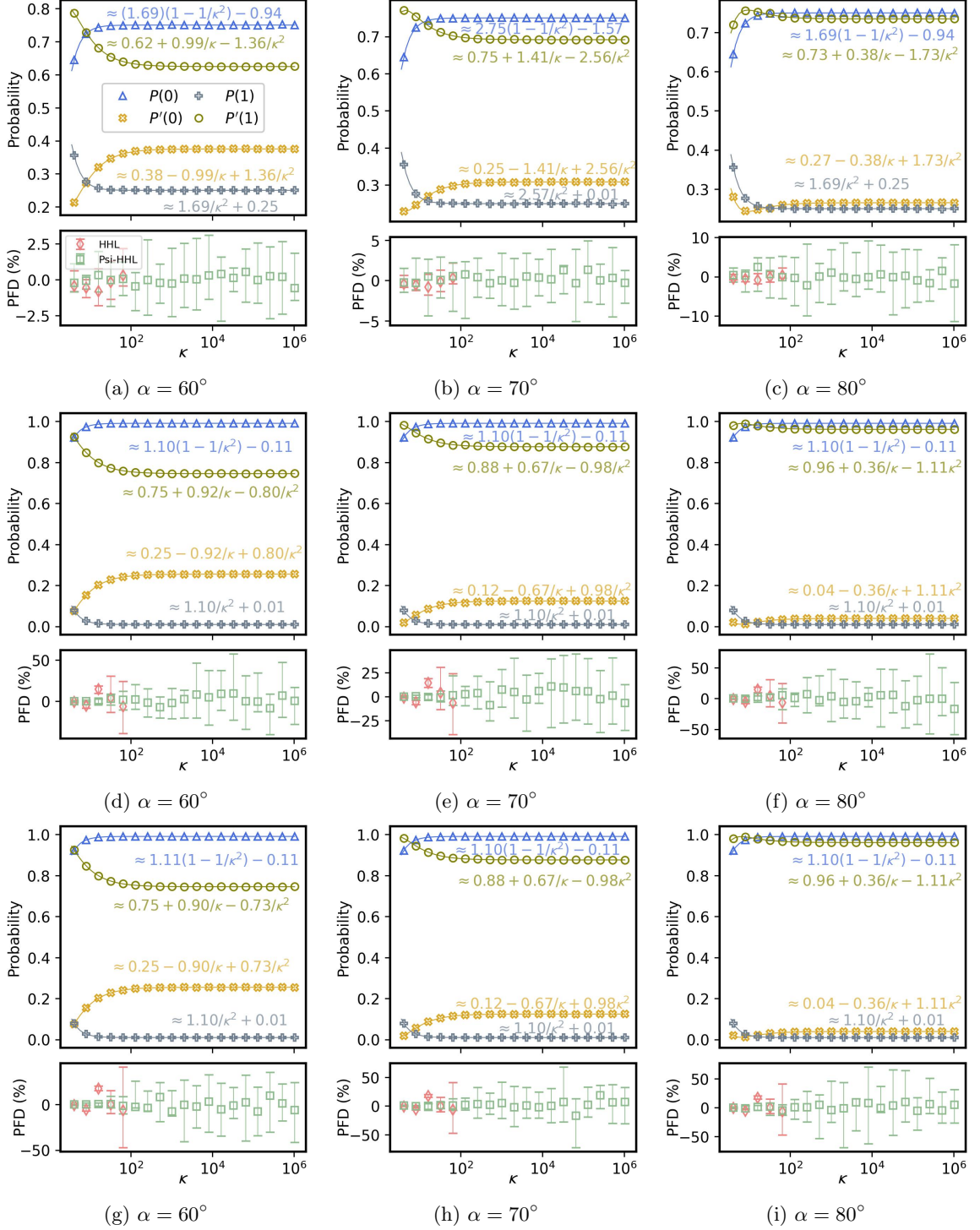


FIG. A2: Sub-figures presenting the average probabilities of HHL and Psi-HHL with varying condition number  $\kappa$  of  $A$ , for  $4 \times 4$  matrices and using  $10^5$  shots throughout. Sub-figures (a) through (c) consider the case where  $A$  is diagonal and  $\vec{b}$  is in equal superposition. Sub-figures (d) through (f) consider the case where  $A$  is diagonal and  $\vec{b}$  is in unequal superposition, and Sub-figures (g) through (i) consider the case where  $A$  is not diagonal, and  $\vec{b}$  is in unequal superposition. Each data point is generated by taking the average over 10 repetitions.

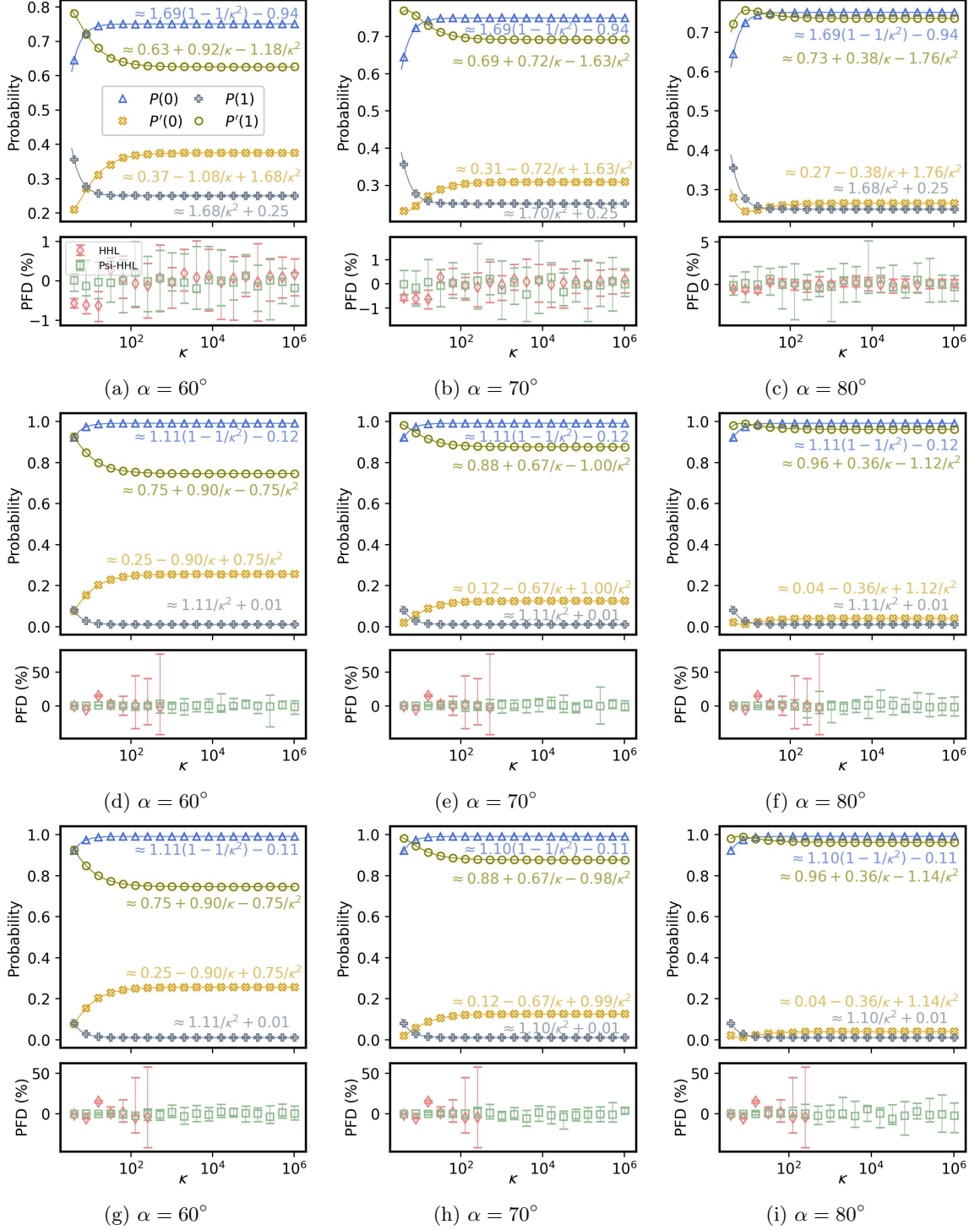


FIG. A3: Sub-figures presenting the average probabilities of HHL and Psi-HHL with varying condition number  $\kappa$  of  $A$ , for  $4 \times 4$  matrices and using  $10^6$  shots throughout. Sub-figures (a) through (c) consider the case where  $A$  is diagonal and  $\vec{b}$  is in equal superposition. Sub-figures (d) through (f) consider the case where  $A$  is diagonal and  $\vec{b}$  is in unequal superposition, and Sub-figures (g) through (i) consider the case where  $A$  is not diagonal, and  $\vec{b}$  is in unequal superposition. Each data point is generated by taking the average over 10 repetitions.

TABLE A1: Table presenting the data for HHL and Psi-HHL algorithms (with  $\alpha = 60^\circ$ ) for  $4 \times 4$  matrices, and in particular, for three cases:  $A$  diagonal and  $\vec{b}$  in equal superposition (denoted in the table as ‘ $A$  diag,  $\vec{b}$  equal’),  $A$  diagonal and  $\vec{b}$  not in equal superposition (denoted in the table as ‘ $A$  diag,  $\vec{b}$  unequal’), and  $A$  not diagonal and  $\vec{b}$  in an unequal superposition (denoted in the table as ‘ $A$  not diag,  $\vec{b}$  unequal’). The string ‘nan’ refers to situations where we get the square root of a negative quantity for energy, which is unphysical, and hence is not a valid result. Each data point is generated by taking the average over 10 repetitions. ‘# shots’ refers to the number of shots, while ‘# qubits’ denotes the number of qubits.

# shots	$\approx \kappa$	# qubits	$A$ diag, $\vec{b}$ equal		$A$ diag, $\vec{b}$ unequal		$A$ not diag, $\vec{b}$ unequal	
			PFD ( $P(0), P(1)$ )	PFD ( $P'(0), P'(1)$ )	PFD ( $P(0), P(1)$ )	PFD ( $P'(0), P'(1)$ )	PFD ( $P(0), P(1)$ )	PFD ( $P'(0), P'(1)$ )
$10^5$	$2^2$	8	-0.44 (0.65, 0.35)	-0.22 (0.21, 0.79)	-1.01 (0.92, 0.08)	-0.10 (0.06, 0.94)	-0.87 (0.92, 0.08)	-0.04 (0.08, 0.92)
	$2^3$	9	-0.55 (0.72, 0.28)	-0.07 (0.27, 0.73)	-5.82 (0.97, 0.03)	-0.32 (0.15, 0.85)	-5.72 (0.97, 0.03)	0.08 (0.15, 0.85)
	$2^4$	10	-0.81 (0.74, 0.26)	0.32 (0.32, 0.68)	14.39 (0.99, 0.01)	-0.69 (0.20, 0.80)	17.20 (0.99, 0.01)	0.26 (0.20, 0.80)
	$2^5$	11	-0.17 (0.75, 0.25)	-0.02 (0.35, 0.65)	3.96 (0.99, 0.01)	2.85 (0.23, 0.77)	-0.12 (0.99, 0.01)	0.32 (0.22, 0.78)
	$2^6$	12	0.30 (0.75, 0.25)	0.05 (0.37, 0.63)	-6.73 (0.99, 0.01)	1.66 (0.24, 0.76)	-6.73 (0.99, 0.01)	-1.56 (0.24, 0.76)
	$2^7$	13	nan (0.75, 0.25)	-0.45 (0.37, 0.63)	nan (0.99, 0.01)	1.91 (0.25, 0.75)	nan (0.99, 0.01)	-2.62 (0.25, 0.75)
	$2^8$	14	nan (0.75, 0.25)	-0.01 (0.37, 0.63)	nan (0.99, 0.01)	-2.00 (0.25, 0.75)	nan (0.99, 0.01)	-3.87 (0.25, 0.75)
	$2^9$	15	nan (0.75, 0.25)	-0.22 (0.37, 0.63)	nan (0.99, 0.01)	-7.50 (0.25, 0.75)	nan (0.99, 0.01)	8.02 (0.25, 0.75)
	$2^{10}$	16	nan (0.75, 0.25)	-0.26 (0.37, 0.63)	nan (0.99, 0.01)	-2.33 (0.25, 0.75)	nan (0.99, 0.01)	-7.77 (0.25, 0.75)
	$2^{11}$	17	nan (0.75, 0.25)	0.08 (0.37, 0.63)	nan (0.99, 0.01)	2.65 (0.25, 0.75)	nan (0.99, 0.01)	-0.55 (0.25, 0.75)
	$2^{12}$	18	nan (0.75, 0.25)	0.03 (0.37, 0.63)	nan (0.99, 0.01)	7.93 (0.25, 0.75)	nan (0.99, 0.01)	-2.41 (0.25, 0.75)
	$2^{13}$	19	nan (0.75, 0.25)	0.30 (0.38, 0.62)	nan (0.99, 0.01)	4.67 (0.25, 0.75)	nan (0.99, 0.01)	3.12 (0.25, 0.75)
	$2^{14}$	20	nan (0.75, 0.25)	0.41 (0.38, 0.62)	nan (0.99, 0.01)	9.11 (0.25, 0.75)	nan (0.99, 0.01)	-5.60 (0.25, 0.75)
	$2^{15}$	21	nan (0.75, 0.25)	0.13 (0.38, 0.62)	nan (0.99, 0.01)	9.42 (0.26, 0.74)	nan (0.99, 0.01)	-1.11 (0.25, 0.75)
	$2^{16}$	22	nan (0.75, 0.25)	0.54 (0.38, 0.62)	nan (0.99, 0.01)	-0.25 (0.25, 0.75)	nan (0.99, 0.01)	2.43 (0.25, 0.75)
	$2^{17}$	23	nan (0.75, 0.25)	-0.03 (0.38, 0.62)	nan (0.99, 0.01)	-0.40 (0.26, 0.74)	nan (0.99, 0.01)	-7.87 (0.25, 0.75)
	$2^{18}$	24	nan (0.75, 0.25)	0.26 (0.37, 0.63)	nan (0.99, 0.01)	-8.56 (0.26, 0.74)	nan (0.99, 0.01)	9.69 (0.26, 0.74)
$2^{19}$	25	nan (0.75, 0.25)	0.19 (0.37, 0.63)	nan (0.99, 0.01)	6.91 (0.26, 0.74)	nan (0.99, 0.01)	1.06 (0.25, 0.75)	
$2^{20}$	26	nan (0.75, 0.25)	-0.58 (0.37, 0.63)	nan (0.99, 0.01)	0.30 (0.25, 0.75)	nan (0.99, 0.01)	6.15 (0.25, 0.75)	
$10^6$	$2^2$	8	-0.57 (0.65, 0.35)	0.00 (0.21, 0.79)	-0.87 (0.92, 0.08)	0.03 (0.08, 0.92)	-0.88 (0.92, 0.08)	0.04 (0.08, 0.92)
	$2^3$	9	-0.61 (0.72, 0.28)	-0.14 (0.27, 0.73)	-5.82 (0.97, 0.03)	-0.04 (0.15, 0.85)	-5.82 (0.97, 0.03)	0.00 (0.15, 0.85)
	$2^4$	10	-0.63 (0.74, 0.26)	-0.04 (0.31, 0.69)	14.66 (0.99, 0.01)	0.11 (0.20, 0.8)	14.95 (0.99, 0.01)	-0.15 (0.20, 0.80)
	$2^5$	11	0.27 (0.75, 0.25)	-0.06 (0.34, 0.66)	1.84 (0.99, 0.01)	0.16 (0.22, 0.78)	0.61 (0.99, 0.01)	0.44 (0.22, 0.78)
	$2^6$	12	0.04 (0.75, 0.25)	0.00 (0.36, 0.64)	-0.72 (0.99, 0.01)	0.01 (0.24, 0.76)	1.68 (0.99, 0.01)	-0.70 (0.24, 0.76)
	$2^7$	13	-0.07 (0.75, 0.25)	0.20 (0.37, 0.63)	1.35 (0.99, 0.01)	-1.56 (0.25, 0.75)	-4.87 (0.99, 0.01)	-0.11 (0.25, 0.75)
	$2^8$	14	-0.13 (0.75, 0.25)	-0.02 (0.37, 0.63)	0.09 (0.99, 0.01)	-0.04 (0.25, 0.75)	-4.04 (0.99, 0.01)	-1.15 (0.25, 0.75)
	$2^9$	15	0.05 (0.75, 0.25)	0.06 (0.37, 0.63)	-2.82 (0.99, 0.01)	2.82 (0.25, 0.75)	nan (0.99, 0.01)	2.26 (0.25, 0.75)
	$2^{10}$	16	0.04 (0.75, 0.25)	-0.04 (0.37, 0.63)	nan (0.99, 0.01)	-0.12 (0.25, 0.75)	nan (0.99, 0.01)	-0.59 (0.25, 0.75)
	$2^{11}$	17	0.19 (0.75, 0.25)	-0.05 (0.37, 0.63)	nan (0.99, 0.01)	-1.49 (0.25, 0.75)	nan (0.99, 0.01)	1.41 (0.25, 0.75)
	$2^{12}$	18	0.08 (0.75, 0.25)	-0.20 (0.37, 0.63)	nan (0.99, 0.01)	0.11 (0.25, 0.75)	nan (0.99, 0.01)	1.26 (0.25, 0.75)
	$2^{13}$	19	0.12 (0.75, 0.25)	0.01 (0.37, 0.63)	nan (0.99, 0.01)	0.13 (0.25, 0.75)	nan (0.99, 0.01)	-3.37 (0.25, 0.75)
	$2^{14}$	20	-0.03 (0.75, 0.25)	-0.00 (0.37, 0.63)	nan (0.99, 0.01)	-4.52 (0.25, 0.75)	nan (0.99, 0.01)	1.47 (0.25, 0.75)
	$2^{15}$	21	0.05 (0.75, 0.25)	-0.05 (0.37, 0.63)	nan (0.99, 0.01)	-0.70 (0.25, 0.75)	nan (0.99, 0.01)	-0.79 (0.25, 0.75)
	$2^{16}$	22	0.10 (0.75, 0.25)	0.12 (0.38, 0.63)	nan (0.99, 0.01)	1.57 (0.25, 0.75)	nan (0.99, 0.01)	0.84 (0.25, 0.75)
	$2^{17}$	23	-0.03 (0.75, 0.25)	-0.15 (0.38, 0.63)	nan (0.99, 0.01)	-0.40 (0.25, 0.75)	nan (0.99, 0.01)	0.05 (0.25, 0.75)
	$2^{18}$	24	0.11 (0.25, 0.75)	0.00 (0.37, 0.63)	nan (0.99, 0.01)	-1.22 (0.25, 0.75)	nan (0.99, 0.01)	-3.58 (0.25, 0.75)
$2^{19}$	25	0.08 (0.75, 0.25)	-0.03 (0.37, 0.63)	nan (0.99, 0.01)	0.78 (0.25, 0.75)	nan (0.99, 0.01)	1.41 (0.25, 0.75)	
$2^{20}$	26	0.16 (0.75, 0.25)	-0.19 (0.37, 0.63)	nan (0.99, 0.01)	-1.52 (0.25, 0.75)	nan (0.99, 0.01)	0.01 (0.25, 0.75)	

TABLE A2: Table providing the data for HHL and Psi-HHL algorithms (with  $\alpha = 70^\circ$ ) for  $4 \times 4$  matrices. The notations are the same as those used in Table A1. Each data point is generated by taking the average over 10 repetitions.

# shots	$\approx \kappa$	# qubits	$A$ diag, $\vec{b}$ equal		$A$ diag, $\vec{b}$ unequal		$A$ not diag, $\vec{b}$ unequal	
			PFD ( $P(0), P(1)$ )	PFD ( $P'(0), P'(1)$ )	PFD ( $P(0), P(1)$ )	PFD ( $P'(0), P'(1)$ )	PFD ( $P(0), P(1)$ )	PFD ( $P'(0), P'(1)$ )
$10^5$	$2^2$	8	-0.04 (0.65, 0.35)	-0.24 (0.23, 0.77)	-1.01 (0.92, 0.08)	-0.03 (0.02, 0.98)	-0.87 (0.92, 0.08)	0.58 (0.02, 0.98)
	$2^3$	9	-0.55 (0.72, 0.28)	-0.28 (0.25, 0.75)	-5.82 (0.97, 0.03)	0.14 (0.06, 0.94)	-5.72 (0.97, 0.03)	-0.41 (0.06, 0.94)
	$2^4$	10	-0.81 (0.74, 0.26)	0.51 (0.27, 0.73)	14.39 (0.99, 0.01)	-0.35 (0.12, 0.88)	17.20 (0.99, 0.01)	0.44 (0.09, 0.91)
	$2^5$	11	-0.17 (0.75, 0.25)	0.05 (0.29, 0.71)	3.96 (0.99, 0.01)	-0.99 (0.10, 0.90)	-0.12 (0.99, 0.01)	1.17 (0.10, 0.90)
	$2^6$	12	0.30 (0.75, 0.25)	0.54 (0.30, 0.70)	nan (0.99, 0.01)	1.40 (0.12, 0.88)	-6.73 (0.99, 0.01)	0.99 (0.11, 0.89)
	$2^7$	13	nan (0.75, 0.25)	0.74 (0.30, 0.70)	nan (0.99, 0.01)	2.34 (0.12, 0.88)	nan (0.99, 0.01)	2.20 (0.02, 0.88)
	$2^8$	14	nan (0.75, 0.25)	0.40 (0.30, 0.69)	nan (0.99, 0.01)	3.69 (0.12, 0.88)	nan (0.99, 0.01)	3.54 (0.02, 0.88)
	$2^9$	15	nan (0.75, 0.25)	-0.31 (0.31, 0.69)	nan (0.99, 0.01)	-8.88 (0.12, 0.88)	nan (0.99, 0.01)	1.96 (0.02, 0.88)
	$2^{10}$	16	nan (0.75, 0.25)	0.02 (0.31, 0.69)	nan (0.99, 0.01)	7.45 (0.12, 0.88)	nan (0.99, 0.01)	4.93 (0.02, 0.88)
	$2^{11}$	17	nan (0.75, 0.25)	-0.30 (0.31, 0.69)	nan (0.99, 0.01)	4.81 (0.12, 0.88)	nan (0.99, 0.01)	-2.36 (0.02, 0.88)
	$2^{12}$	18	nan (0.75, 0.25)	0.48 (0.31, 0.69)	nan (0.99, 0.01)	-2.98 (0.12, 0.88)	nan (0.99, 0.01)	0.81 (0.02, 0.88)
	$2^{13}$	19	nan (0.75, 0.25)	0.38 (0.31, 0.69)	nan (0.99, 0.01)	5.64 (0.12, 0.88)	nan (0.99, 0.01)	-2.22 (0.02, 0.88)
	$2^{14}$	20	nan (0.75, 0.25)	0.15 (0.31, 0.69)	nan (0.99, 0.01)	10.48 (0.12, 0.88)	nan (0.99, 0.01)	0.33 (0.02, 0.88)
	$2^{15}$	21	nan (0.75, 0.25)	1.26 (0.31, 0.69)	nan (0.99, 0.01)	9.59 (0.12, 0.88)	nan (0.99, 0.01)	6.98 (0.02, 0.88)
	$2^{16}$	22	nan (0.75, 0.25)	-0.34 (0.31, 0.69)	nan (0.99, 0.01)	5.62 (0.12, 0.88)	nan (0.99, 0.01)	-17.07 (0.02, 0.88)
	$2^{17}$	23	nan (0.75, 0.25)	1.31 (0.31, 0.69)	nan (0.99, 0.01)	5.56 (0.12, 0.88)	nan (0.99, 0.01)	2.02 (0.02, 0.88)
	$2^{18}$	24	nan (0.75, 0.25)	0.00 (0.69, 0.31)	nan (0.99, 0.01)	0.00 (0.12, 0.88)	nan (0.99, 0.01)	18.88 (0.13, 0.87)
	$2^{19}$	25	nan (0.75, 0.25)	0.33 (0.31, 0.69)	nan (0.99, 0.01)	0.33 (0.12, 0.88)	nan (0.99, 0.01)	6.42 (0.12, 0.88)
	$2^{20}$	26	nan (0.75, 0.25)	-0.27 (0.31, 0.69)	nan (0.99, 0.01)	-6.81 (0.12, 0.88)	nan (0.99, 0.01)	6.75 (0.12, 0.88)
	$10^6$	$2^2$	8	-0.57 (0.64, 0.36)	-0.01 (0.23, 0.77)	-0.87 (0.92, 0.08)	-0.02 (0.02, 0.98)	-0.88 (0.92, 0.08)
$2^3$		9	-0.61 (0.72, 0.28)	-0.16 (0.22, 0.76)	-5.82 (0.97, 0.03)	0.04 (0.06, 0.94)	-5.82 (0.97, 0.03)	0.00 (0.06, 0.94)
$2^4$		10	-0.63 (0.74, 0.26)	-0.05 (0.27, 0.73)	14.66 (0.99, 0.01)	-0.26 (0.09, 0.91)	14.95 (0.99, 0.01)	-0.27 (0.09, 0.91)
$2^5$		11	0.27 (0.75, 0.25)	-0.08 (0.29, 0.71)	1.84 (0.99, 0.01)	-0.26 (0.10, 0.90)	0.61 (0.99, 0.01)	0.50 (0.11, 0.89)
$2^6$		12	0.04 (0.75, 0.25)	0.02 (0.30, 0.70)	-0.72 (0.99, 0.01)	1.32 (0.11, 0.89)	1.68 (0.99, 0.01)	-0.27 (0.12, 0.88)
$2^7$		13	-0.07 (0.75, 0.25)	-0.07 (0.31, 0.69)	1.35 (0.99, 0.01)	-0.24 (0.12, 0.88)	-4.87 (0.99, 0.01)	0.40 (0.12, 0.88)
$2^8$		14	-0.13 (0.75, 0.25)	0.12 (0.31, 0.69)	0.09 (0.99, 0.01)	0.43 (0.12, 0.88)	-4.04 (0.99, 0.01)	1.91 (0.12, 0.88)
$2^9$		15	0.05 (0.75, 0.25)	0.19 (0.31, 0.69)	-2.82 (0.99, 0.01)	-1.81 (0.12, 0.88)	nan (0.99, 0.01)	1.12 (0.12, 0.88)
$2^{10}$		16	-0.04 (0.75, 0.25)	-0.26 (0.31, 0.69)	nan (0.99, 0.01)	1.19 (0.12, 0.88)	nan (0.99, 0.01)	-2.59 (0.12, 0.88)
$2^{11}$		17	0.18 (0.75, 0.25)	0.04 (0.31, 0.69)	nan (0.99, 0.01)	-1.68 (0.12, 0.88)	nan (0.99, 0.01)	-0.85 (0.12, 0.88)
$2^{12}$		18	0.07 (0.75, 0.25)	-0.44 (0.31, 0.69)	nan (0.99, 0.01)	2.36 (0.12, 0.88)	nan (0.99, 0.01)	-5.96 (0.12, 0.88)
$2^{13}$		19	0.12 (0.75, 0.25)	0.15 (0.31, 0.69)	nan (0.99, 0.01)	5.19 (0.12, 0.88)	nan (0.99, 0.01)	1.52 (0.12, 0.88)
$2^{14}$		20	-0.04 (0.75, 0.25)	0.25 (0.31, 0.69)	nan (0.99, 0.01)	2.50 (0.12, 0.88)	nan (0.99, 0.01)	-1.89 (0.12, 0.88)
$2^{15}$		21	0.06 (0.75, 0.25)	-0.33 (0.31, 0.69)	nan (0.99, 0.01)	0.41 (0.12, 0.88)	nan (0.99, 0.01)	-3.65 (0.12, 0.88)
$2^{16}$		22	0.10 (0.75, 0.25)	-0.01 (0.31, 0.69)	nan (0.99, 0.01)	-3.09 (0.12, 0.88)	nan (0.99, 0.01)	-1.88 (0.12, 0.88)
$2^{17}$		23	-0.03 (0.75, 0.25)	-0.07 (0.31, 0.69)	nan (0.99, 0.01)	2.54 (0.12, 0.88)	nan (0.99, 0.01)	-0.92 (0.12, 0.88)
$2^{18}$		24	0.11 (0.75, 0.25)	0.07 (0.31, 0.69)	nan (0.99, 0.01)	-0.47 (0.88, 0.12)	nan (0.99, 0.01)	-0.46 (0.88, 0.12)
$2^{19}$		25	-0.08 (0.75, 0.25)	0.09 (0.31, 0.69)	nan (0.99, 0.01)	1.81 (0.12, 0.88)	nan (0.99, 0.01)	-0.89 (0.12, 0.88)
$2^{20}$		26	0.16 (0.75, 0.25)	-0.02 (0.31, 0.69)	nan (0.99, 0.01)	-2.00 (0.12, 0.88)	nan (0.99, 0.01)	3.65 (0.12, 0.88)

TABLE A3: Table providing the data for HHL and Psi-HHL algorithms (with  $\alpha = 80^\circ$ ) for  $4 \times 4$  matrices. The notations are the same as those used in Tables A1 and A2. Each data point is generated by taking the average over 10 repetitions.

# shots	$\approx \kappa$	# qubits	A diag, $\vec{b}$ equal		A diag, $\vec{b}$ unequal		A not diag, $\vec{b}$ unequal	
			PFD ( $P(0), P(1)$ )	PFD ( $P'(0), P'(1)$ )	PFD ( $P(0), P(1)$ )	PFD ( $P'(0), P'(1)$ )	PFD ( $P(0), P(1)$ )	PFD ( $P'(0), P'(1)$ )
10 <sup>5</sup>	2 <sup>2</sup>	8	-0.44 (0.65, 0.35)	0.43 (0.21, 0.79)	-1.01 (0.92, 0.08)	0.06 (0.01, 0.99)	-0.87 (0.92, 0.08)	0.31 (0.02, 0.98)
	2 <sup>3</sup>	9	-0.55 (0.72, 0.28)	0.29 (0.27, 0.73)	-5.82 (0.97, 0.03)	-0.59 (0.02, 0.98)	-5.72 (0.97, 0.03)	-0.92 (0.02, 0.98)
	2 <sup>4</sup>	10	-0.81 (0.74, 0.26)	2.47 (0.32, 0.68)	14.39 (0.99, 0.01)	2.59 (0.02, 0.98)	17.20 (0.99, 0.01)	1.55 (0.02, 0.98)
	2 <sup>5</sup>	11	-0.17 (0.75, 0.25)	0.67 (0.35, 0.65)	3.96 (0.99, 0.01)	1.63 (0.03, 0.97)	-0.12 (0.99, 0.01)	1.89 (0.03, 0.97)
	2 <sup>6</sup>	12	0.30 (0.75, 0.25)	-0.17 (0.36, 0.64)	-6.73 (0.99, 0.01)	5.34 (0.04, 0.96)	-6.73 (0.99, 0.01)	-4.59 (0.03, 0.97)
	2 <sup>7</sup>	13	nan (0.75, 0.25)	-0.30 (0.37, 0.63)	nan (0.99, 0.01)	0.55 (0.04, 0.96)	nan (0.99, 0.01)	0.37 (0.04, 0.96)
	2 <sup>8</sup>	14	nan (0.75, 0.25)	-2.17 (0.37, 0.63)	nan (0.99, 0.01)	6.89 (0.04, 0.96)	nan (0.99, 0.01)	0.46 (0.04, 0.96)
	2 <sup>9</sup>	15	nan (0.75, 0.25)	0.04 (0.37, 0.63)	nan (0.99, 0.01)	-2.64 (0.04, 0.96)	nan (0.99, 0.01)	4.65 (0.04, 0.96)
	2 <sup>10</sup>	16	nan (0.75, 0.25)	1.01 (0.37, 0.63)	nan (0.99, 0.01)	3.21 (0.04, 0.96)	nan (0.99, 0.01)	-4.06 (0.04, 0.96)
	2 <sup>11</sup>	17	nan (0.75, 0.25)	-0.20 (0.37, 0.63)	nan (0.99, 0.01)	-5.46 (0.04, 0.96)	nan (0.99, 0.01)	-0.93 (0.04, 0.96)
	2 <sup>12</sup>	18	nan (0.75, 0.25)	-0.55 (0.37, 0.63)	nan (0.99, 0.01)	-4.80 (0.04, 0.96)	nan (0.99, 0.01)	9.42 (0.04, 0.96)
	2 <sup>13</sup>	19	nan (0.75, 0.25)	-0.17 (0.37, 0.63)	nan (0.99, 0.01)	2.18 (0.04, 0.96)	nan (0.99, 0.01)	7.83 (0.04, 0.96)
	2 <sup>14</sup>	20	nan (0.75, 0.25)	0.56 (0.37, 0.63)	nan (0.99, 0.01)	5.32 (0.04, 0.96)	nan (0.99, 0.01)	-0.86 (0.04, 0.96)
	2 <sup>15</sup>	21	nan (0.75, 0.25)	-0.11 (0.37, 0.63)	nan (0.99, 0.01)	5.89 (0.04, 0.96)	nan (0.99, 0.01)	3.92 (0.04, 0.96)
	2 <sup>16</sup>	22	nan (0.75, 0.25)	0.24 (0.37, 0.63)	nan (0.99, 0.01)	-12.26 (0.04, 0.96)	nan (0.99, 0.01)	9.60 (0.04, 0.96)
	2 <sup>17</sup>	23	nan (0.75, 0.25)	-0.94 (0.37, 0.63)	nan (0.99, 0.01)	-2.94 (0.04, 0.96)	nan (0.99, 0.01)	-5.61 (0.04, 0.96)
	2 <sup>18</sup>	24	nan (0.75, 0.25)	-1.64 (0.26, 0.74)	nan (0.99, 0.01)	-0.60 (0.04, 0.96)	nan (0.99, 0.01)	5.92 (0.04, 0.96)
	2 <sup>19</sup>	25	nan (0.75, 0.25)	1.47 (0.27, 0.73)	nan (0.99, 0.01)	-0.60 (0.04, 0.96)	nan (0.99, 0.01)	-4.92 (0.04, 0.96)
	2 <sup>20</sup>	26	nan (0.75, 0.25)	-1.70 (0.26, 0.74)	nan (0.99, 0.01)	-17.20 (0.04, 0.96)	nan (0.99, 0.01)	5.03 (0.04, 0.96)
	10 <sup>6</sup>	2 <sup>2</sup>	8	-0.57 (0.64, 0.36)	-0.13 (0.28, 0.72)	-0.87 (0.92, 0.08)	0.00 (0.02, 0.98)	-0.88 (0.92, 0.08)
2 <sup>3</sup>		9	-0.61 (0.72, 0.28)	0.14 (0.24, 0.76)	-5.82 (0.97, 0.03)	-0.19 (0.01, 0.99)	-5.82 (0.97, 0.03)	-0.06 (0.01, 0.99)
2 <sup>4</sup>		10	-0.63 (0.74, 0.26)	-0.03 (0.25, 0.75)	14.66 (0.99, 0.01)	-0.22 (0.02, 0.98)	14.95 (0.99, 0.01)	-0.02 (0.02, 0.98)
2 <sup>5</sup>		11	0.27 (0.75, 0.25)	0.64 (0.26, 0.74)	1.84 (0.99, 0.01)	0.03 (0.03, 0.97)	0.61 (0.99, 0.01)	1.11 (0.03, 0.97)
2 <sup>6</sup>		12	0.04 (0.75, 0.25)	-0.05 (0.26, 0.74)	-0.72 (0.99, 0.01)	1.21 (0.04, 0.96)	1.68 (0.99, 0.01)	0.68 (0.03, 0.97)
2 <sup>7</sup>		13	-0.07 (0.75, 0.25)	0.17 (0.26, 0.74)	1.35 (0.99, 0.01)	-1.22 (0.04, 0.96)	-4.87 (0.99, 0.01)	0.24 (0.03, 0.97)
2 <sup>8</sup>		14	-0.13 (0.75, 0.25)	-0.17 (0.26, 0.74)	0.09 (0.99, 0.01)	-3.19 (0.04, 0.96)	-4.04 (0.99, 0.01)	0.32 (0.04, 0.96)
2 <sup>9</sup>		15	0.05 (0.75, 0.25)	-0.50 (0.26, 0.74)	2.82 (0.99, 0.01)	-2.13 (0.04, 0.96)	nan (0.99, 0.01)	-2.48 (0.04, 0.96)
2 <sup>10</sup>		16	-0.03 (0.75, 0.25)	-0.30 (0.26, 0.74)	nan (0.99, 0.01)	-0.59 (0.04, 0.96)	nan (0.99, 0.01)	-0.24 (0.04, 0.96)
2 <sup>11</sup>		17	0.18 (0.75, 0.25)	0.47 (0.26, 0.74)	nan (0.99, 0.01)	-2.93 (0.04, 0.96)	nan (0.99, 0.01)	0.05 (0.04, 0.96)
2 <sup>12</sup>		18	0.07 (0.75, 0.25)	0.40 (0.26, 0.74)	nan (0.99, 0.01)	0.62 (0.04, 0.96)	nan (0.99, 0.01)	-2.73 (0.04, 0.96)
2 <sup>13</sup>		19	0.11 (0.75, 0.25)	0.14 (0.26, 0.74)	nan (0.99, 0.01)	0.12 (0.04, 0.96)	nan (0.99, 0.01)	6.03 (0.04, 0.96)
2 <sup>14</sup>		20	-0.03 (0.75, 0.25)	0.62 (0.26, 0.74)	nan (0.99, 0.01)	2.52 (0.04, 0.96)	nan (0.99, 0.01)	0.28 (0.04, 0.96)
2 <sup>15</sup>		21	0.05 (0.75, 0.25)	-0.34 (0.26, 0.74)	nan (0.99, 0.01)	1.03 (0.04, 0.96)	nan (0.99, 0.01)	-6.30 (0.04, 0.96)
2 <sup>16</sup>		22	0.10 (0.75, 0.25)	-0.59 (0.26, 0.74)	nan (0.99, 0.01)	-3.21 (0.04, 0.96)	nan (0.99, 0.01)	-2.40 (0.04, 0.96)
2 <sup>17</sup>		23	-0.03 (0.75, 0.25)	0.49 (0.26, 0.74)	nan (0.99, 0.01)	0.45 (0.04, 0.96)	nan (0.99, 0.01)	2.72 (0.04, 0.96)
2 <sup>18</sup>		24	0.11 (0.75, 0.25)	0.14 (0.27, 0.73)	nan (0.99, 0.01)	-2.46 (0.04, 0.96)	nan (0.99, 0.01)	-1.52 (0.04, 0.96)
2 <sup>19</sup>		25	0.08 (0.75, 0.25)	0.01 (0.27, 0.73)	nan (0.99, 0.01)	-1.95 (0.04, 0.96)	nan (0.99, 0.01)	-0.72 (0.04, 0.96)
2 <sup>20</sup>		26	0.16 (0.75, 0.25)	-0.33 (0.27, 0.73)	nan (0.99, 0.01)	-2.07 (0.04, 0.96)	nan (0.99, 0.01)	-2.46 (0.04, 0.96)



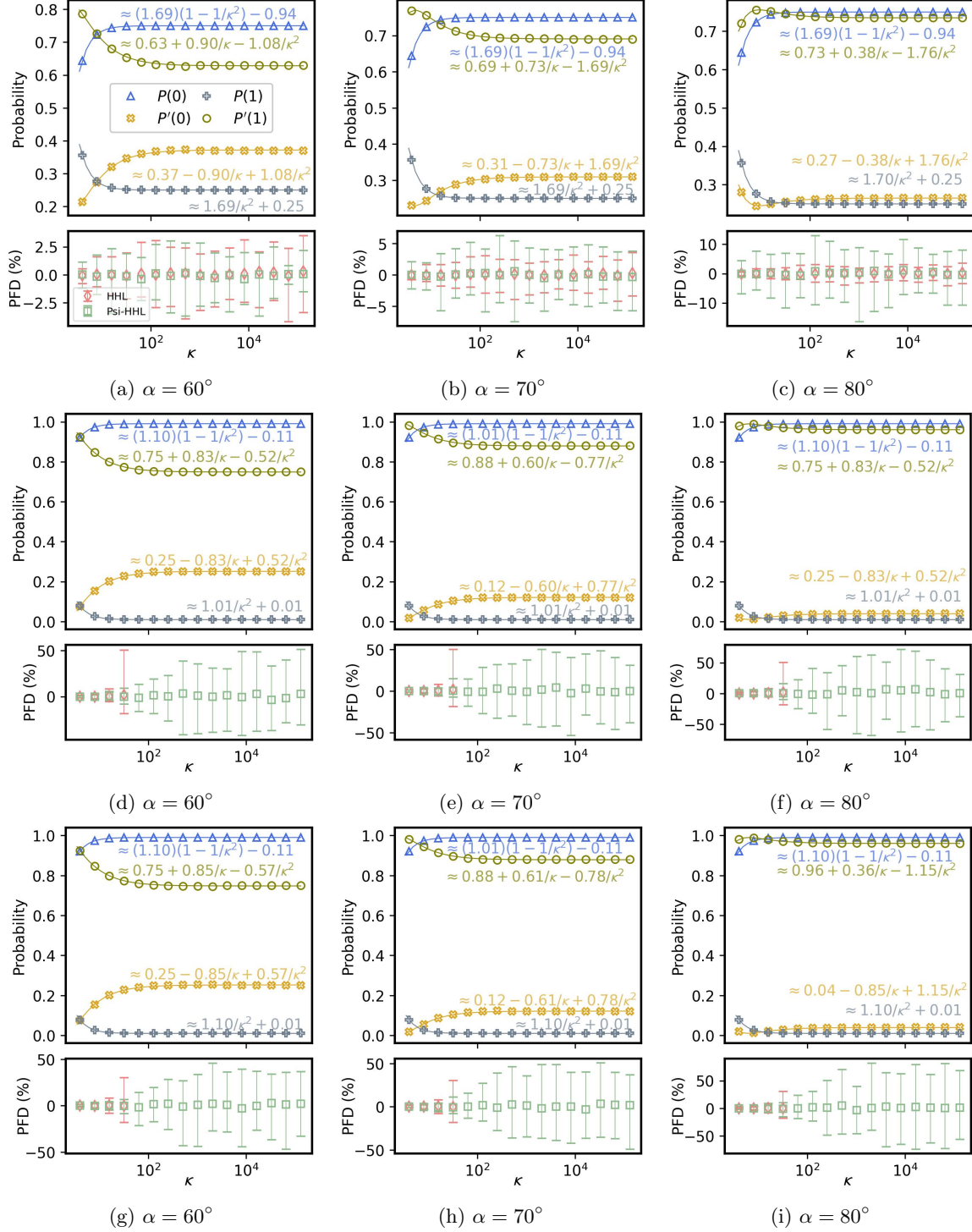


FIG. A4: Sub-figures presenting the average probabilities of HHL and Psi-HHL with varying condition number  $\kappa$  of  $A$ , for  $4 \times 4$  matrices and using  $10^5$  shots throughout. Sub-figures (a) through (c) consider the case where  $A$  is diagonal and  $\vec{b}$  is in equal superposition. Sub-figures (d) through (f) consider the case where  $A$  is diagonal and  $\vec{b}$  is in unequal superposition, and Sub-figures (g) through (i) consider the case where  $A$  is not diagonal and  $\vec{b}$  is in unequal superposition. Each data point is generated by taking the average over 50 repetitions.

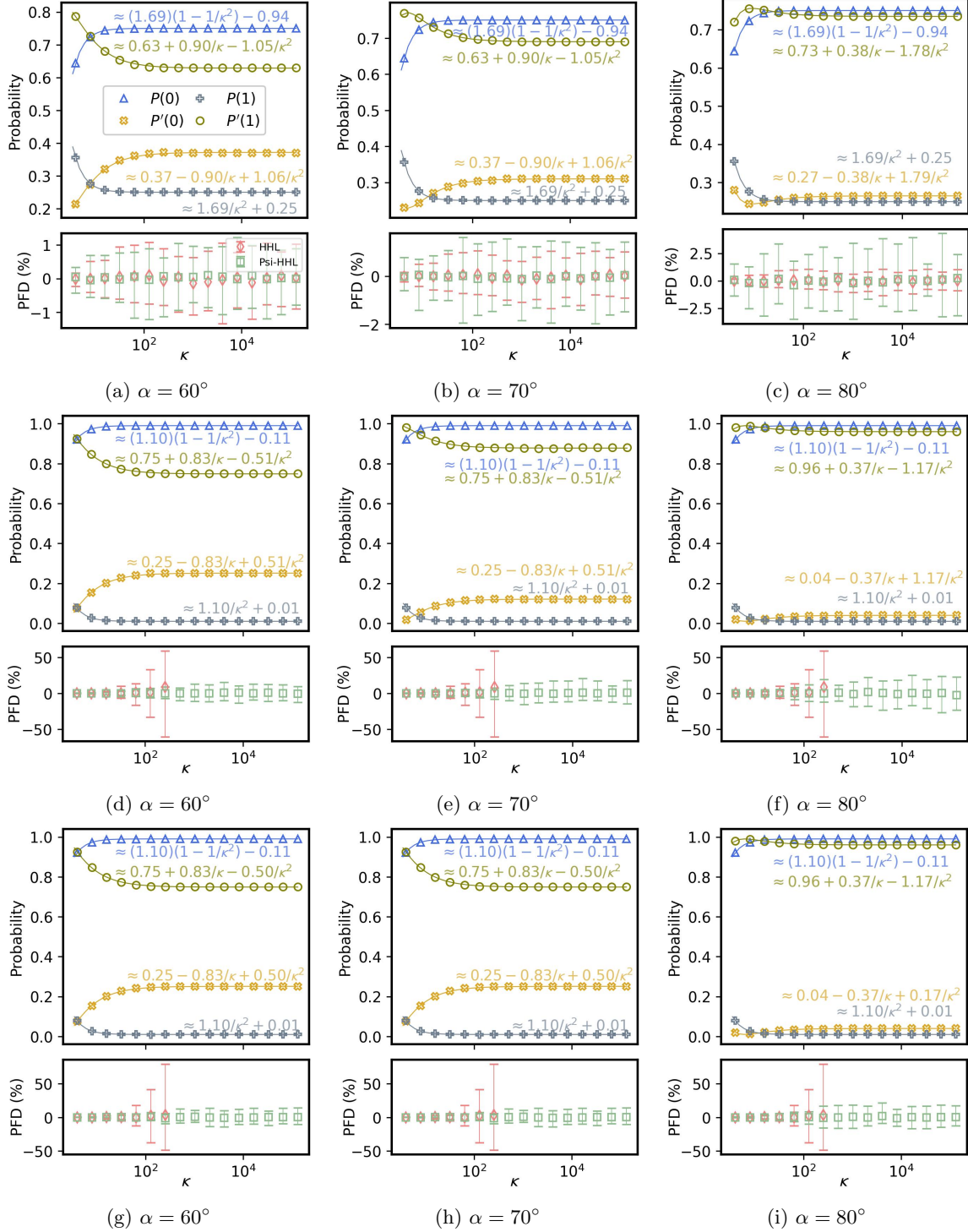


FIG. A5: Sub-figures presenting the average probabilities of HHL and Psi-HHL with varying condition number  $\kappa$  of  $A$ , for  $4 \times 4$  matrices and using  $10^6$  throughout. Sub-figures (a) through (c) consider the case where  $A$  is diagonal, and  $\vec{b}$  is in equal superposition. Sub-figures (d) through (f) consider the case where  $A$  is diagonal and  $\vec{b}$  is in unequal superposition, and Sub-figures (g) through (i) consider the case where  $A$  is not diagonal, and  $\vec{b}$  is in unequal superposition. Each data point is generated by taking the average over 50 repetitions.

TABLE A4: Table presenting the data for HHL and Psi-HHL algorithms (with  $\alpha = 60^\circ$ ) for  $4 \times 4$  matrices, and in particular, for three cases:  $A$  diagonal and  $\vec{b}$  in equal superposition (denoted in the table as ‘ $A$  diag,  $\vec{b}$  equal’),  $A$  diagonal and  $\vec{b}$  not in equal superposition (denoted in the table as ‘ $A$  diag,  $\vec{b}$  unequal’), and  $A$  not diagonal and  $\vec{b}$  in an unequal superposition (denoted in the table as ‘ $A$  not diag,  $\vec{b}$  unequal’). The string ‘nan’ refers to situations where we get the square root of a negative quantity for energy, which is unphysical, and hence is not a valid result. Each data point is generated by taking the average over 50 repetitions.

# shots	$\approx \kappa$	# qubits	$A$ diag $\vec{b}$ equal		$A$ diag $\vec{b}$ unequal		$A$ not diag $\vec{b}$ unequal	
			PDF ( $P(0), P(1)$ )	PDF ( $P'(0), P'(1)$ )	PDF ( $P(0), P(1)$ )	PDF ( $P'(0), P'(1)$ )	PDF ( $P(0), P(1)$ )	PDF ( $P'(0), P'(1)$ )
$10^5$	$2^2$	8	-0.08 (0.64, 0.36)	0.01 (0.21, 0.79)	0.03 (0.92, 0.08)	-0.11 (0.08, 0.92)	0.07 (0.92, 0.08)	0.01 (0.08, 0.92)
	$2^3$	9	0.01 (0.72, 0.28)	-0.17 (0.27, 0.73)	-0.05 (0.97, 0.03)	-0.09 (0.15, 0.85)	-0.02 (0.97, 0.03)	-0.05 (0.15, 0.85)
	$2^4$	10	-0.01 (0.74, 0.26)	0.06 (0.32, 0.68)	0.31 (0.99, 0.01)	0.47 (0.20, 0.80)	0.48 (0.99, 0.01)	0.39 (0.20, 0.80)
	$2^5$	11	-0.06 (0.75, 0.25)	-0.14 (0.35, 0.65)	1.85 (0.99, 0.01)	-0.04 (0.23, 0.77)	-0.10 (0.99, 0.01)	-0.15 (0.22, 0.78)
	$2^6$	12	0.08 (0.75, 0.25)	-0.38 (0.37, 0.63)	nan (0.99, 0.01)	-1.41 (0.24, 0.76)	nan (0.99, 0.01)	-1.75 (0.24, 0.76)
	$2^7$	13	0.00 (0.75, 0.25)	0.10 (0.37, 0.63)	nan (0.99, 0.01)	1.39 (0.25, 0.75)	nan (0.99, 0.01)	1.85 (0.25, 0.75)
	$2^8$	14	0.14 (0.75, 0.25)	-0.10 (0.37, 0.63)	nan (0.99, 0.01)	0.42 (0.25, 0.75)	nan (0.99, 0.01)	1.92 (0.25, 0.75)
	$2^9$	15	0.12 (0.75, 0.25)	0.14 (0.37, 0.63)	nan (0.99, 0.01)	3.21 (0.25, 0.75)	nan (0.99, 0.01)	-1.05 (0.25, 0.75)
	$2^{10}$	16	-0.01 (0.75, 0.25)	-0.08 (0.37, 0.63)	nan (0.99, 0.01)	0.87 (0.25, 0.75)	nan (0.99, 0.01)	1.00 (0.25, 0.75)
	$2^{11}$	17	-0.05 (0.75, 0.25)	-0.28 (0.37, 0.63)	nan (0.99, 0.01)	-0.23 (0.25, 0.75)	nan (0.99, 0.01)	2.19 (0.25, 0.75)
	$2^{12}$	18	0.02 (0.75, 0.25)	-0.03 (0.37, 0.63)	nan (0.99, 0.01)	1.38 (0.25, 0.75)	nan (0.99, 0.01)	0.96 (0.25, 0.75)
	$2^{13}$	19	0.09 (0.75, 0.25)	-0.38 (0.38, 0.62)	nan (0.99, 0.01)	-0.59 (0.25, 0.75)	nan (0.99, 0.01)	-2.71 (0.25, 0.75)
	$2^{14}$	20	0.27 (0.75, 0.25)	0.03 (0.38, 0.62)	nan (0.99, 0.01)	2.97 (0.25, 0.75)	nan (0.99, 0.01)	-0.36 (0.25, 0.75)
	$2^{15}$	21	0.21 (0.75, 0.25)	-0.09 (0.38, 0.62)	nan (0.99, 0.01)	-3.51 (0.26, 0.74)	nan (0.99, 0.01)	2.68 (0.25, 0.75)
	$2^{16}$	22	-0.11 (0.75, 0.25)	0.05 (0.38, 0.62)	nan (0.99, 0.01)	-1.74 (0.25, 0.75)	nan (0.99, 0.01)	1.15 (0.25, 0.75)
	$2^{17}$	23	0.29 (0.75, 0.25)	0.05 (0.38, 0.62)	nan (0.99, 0.01)	3.06 (0.26, 0.74)	nan (0.99, 0.01)	2.17 (0.25, 0.75)
	$10^6$	$2^2$	8	0.00 (0.64, 0.36)	0.05 (0.21, 0.79)	0.03 (0.92, 0.08)	0.02 (0.08, 0.92)	0.05 (0.92, 0.08)
$2^3$		9	0.00 (0.72, 0.28)	-0.05 (0.27, 0.73)	0.02 (0.97, 0.03)	0.00 (0.15, 0.85)	-0.08 (0.97, 0.03)	0.01 (0.15, 0.85)
$2^4$		10	0.00 (0.74, 0.26)	0.04 (0.27, 0.73)	-0.07 (0.99, 0.01)	-0.10 (0.20, 0.80)	0.12 (0.99, 0.01)	0.14 (0.20, 0.80)
$2^5$		11	0.06 (0.75, 0.25)	-0.02 (0.31, 0.69)	0.12 (0.99, 0.01)	0.07 (0.22, 0.78)	0.16 (0.99, 0.01)	0.37 (0.22, 0.78)
$2^6$		12	0.06 (0.75, 0.25)	0.05 (0.34, 0.66)	0.99 (0.99, 0.01)	0.29 (0.24, 0.76)	0.02 (0.99, 0.01)	-0.03 (0.24, 0.76)
$2^7$		13	0.10 (0.75, 0.25)	-0.03 (0.36, 0.64)	1.36 (0.99, 0.01)	0.17 (0.25, 0.75)	2.19 (0.99, 0.01)	0.50 (0.25, 0.75)
$2^8$		14	-0.07 (0.75, 0.25)	0.07 (0.37, 0.63)	8.58 (0.99, 0.01)	-0.03 (0.25, 0.75)	3.63 (0.99, 0.01)	-1.34 (0.25, 0.75)
$2^9$		15	0.04 (0.75, 0.25)	0.04 (0.37, 0.63)	nan (0.99, 0.01)	-0.05 (0.25, 0.75)	nan (0.99, 0.01)	0.25 (0.25, 0.75)
$2^{10}$		16	-0.14 (0.75, 0.25)	0.05 (0.37, 0.63)	nan (0.99, 0.01)	-0.25 (0.25, 0.75)	nan (0.99, 0.01)	0.71 (0.25, 0.75)
$2^{11}$		17	-0.09 (0.75, 0.25)	0.10 (0.37, 0.63)	nan (0.99, 0.01)	-0.03 (0.25, 0.75)	nan (0.99, 0.01)	-0.31 (0.25, 0.75)
$2^{12}$		18	-0.03 (0.75, 0.25)	0.06 (0.37, 0.63)	nan (0.99, 0.01)	0.78 (0.25, 0.75)	nan (0.99, 0.01)	-0.82 (0.25, 0.75)
$2^{13}$		19	0.04 (0.75, 0.25)	-0.02 (0.37, 0.63)	nan (0.99, 0.01)	0.75 (0.25, 0.75)	nan (0.99, 0.01)	-0.87 (0.25, 0.75)
$2^{14}$		20	-0.12 (0.75, 0.25)	0.09 (0.37, 0.63)	nan (0.99, 0.01)	0.07 (0.25, 0.75)	nan (0.99, 0.01)	-0.05 (0.25, 0.75)
$2^{15}$		21	0.02 (0.75, 0.25)	-0.01 (0.37, 0.63)	nan (0.99, 0.01)	1.00 (0.25, 0.75)	nan (0.99, 0.01)	0.14 (0.25, 0.75)
$2^{16}$		22	0.09 (0.75, 0.25)	0.02 (0.37, 0.63)	nan (0.99, 0.01)	-0.09 (0.25, 0.75)	nan (0.99, 0.01)	0.21 (0.25, 0.75)
$2^{17}$		23	0.02 (0.75, 0.25)	-0.01 (0.37, 0.63)	nan (0.99, 0.01)	-0.66 (0.25, 0.75)	nan (0.99, 0.01)	0.45 (0.25, 0.75)

TABLE A5: Table providing the data for HHL and Psi-HHL algorithms (with  $\alpha = 70^\circ$ ) for  $4 \times 4$  matrices. The notations are the same as those used in Table A4. Each data point is generated by taking the average over 50 repetitions.

# shots	$\approx \kappa$	# qubits	$A$ diag $\vec{b}$ equal		$A$ diag $\vec{b}$ unequal		$A$ not diag $\vec{b}$ unequal	
			PDFD ( $P(0), P(1)$ )	PDFD ( $P'(0), P'(1)$ )	PDFD ( $P(0), P(1)$ )	PDFD ( $P'(0), P'(1)$ )	PDFD ( $P(0), P(1)$ )	PDFD ( $P'(0), P'(1)$ )
$10^5$	$2^2$	8	-0.08 (0.64, 0.36)	-0.03 (0.23, 0.77)	0.03 (0.92, 0.08)	-0.09 (0.02, 0.98)	0.07 (0.92, 0.08)	-0.05 (0.02, 0.98)
	$2^3$	9	0.01 (0.72, 0.28)	-0.17 (0.24, 0.76)	-0.05 (0.97, 0.03)	0.12 (0.06, 0.94)	-0.02 (0.97, 0.03)	-0.22 (0.06, 0.94)
	$2^4$	10	-0.02 (0.74, 0.26)	-0.26 (0.27, 0.73)	0.31 (0.99, 0.01)	-0.48 (0.12, 0.88)	0.48 (0.99, 0.01)	-0.17 (0.09, 0.91)
	$2^5$	11	-0.06 (0.75, 0.25)	0.07 (0.29, 0.71)	1.85 (0.99, 0.01)	0.70 (0.10, 0.90)	-0.10 (0.99, 0.01)	-0.68 (0.10, 0.90)
	$2^6$	12	0.09 (0.75, 0.25)	0.23 (0.30, 0.70)	nan (0.99, 0.01)	-0.55 (0.12, 0.88)	nan (0.99, 0.01)	0.18 (0.11, 0.89)
	$2^7$	13	-0.01 (0.75, 0.25)	0.28 (0.30, 0.70)	nan (0.99, 0.01)	0.74 (0.12, 0.88)	nan (0.99, 0.01)	1.88 (0.11, 0.88)
	$2^8$	14	0.15 (0.75, 0.25)	-0.09 (0.30, 0.69)	nan (0.99, 0.01)	2.95 (0.12, 0.88)	nan (0.99, 0.01)	-1.04 (0.12, 0.88)
	$2^9$	15	0.12 (0.75, 0.25)	0.57 (0.31, 0.69)	nan (0.99, 0.01)	0.33 (0.12, 0.88)	nan (0.99, 0.01)	2.59 (0.12, 0.88)
	$2^{10}$	16	-0.01 (0.75, 0.25)	-0.03 (0.31, 0.69)	nan (0.99, 0.01)	-0.69 (0.12, 0.88)	nan (0.99, 0.01)	1.22 (0.12, 0.88)
	$2^{11}$	17	-0.05 (0.75, 0.25)	-0.51 (0.31, 0.69)	nan (0.99, 0.01)	1.78 (0.12, 0.88)	nan (0.99, 0.01)	-1.75 (0.12, 0.88)
	$2^{12}$	18	0.02 (0.75, 0.25)	0.06 (0.31, 0.69)	nan (0.99, 0.01)	4.37 (0.12, 0.88)	nan (0.99, 0.01)	-0.00 (0.12, 0.88)
	$2^{13}$	19	0.10 (0.75, 0.25)	-0.38 (0.31, 0.69)	nan (0.99, 0.01)	-2.56 (0.12, 0.88)	nan (0.99, 0.01)	-0.03 (0.12, 0.88)
	$2^{14}$	20	0.28 (0.75, 0.25)	0.14 (0.31, 0.69)	nan (0.99, 0.01)	2.95 (0.12, 0.88)	nan (0.99, 0.01)	-3.04 (0.12, 0.88)
	$2^{15}$	21	0.21 (0.75, 0.25)	-0.26 (0.31, 0.69)	nan (0.99, 0.01)	-0.37 (0.12, 0.88)	nan (0.99, 0.01)	3.27 (0.12, 0.88)
	$2^{16}$	22	-0.11 (0.75, 0.25)	-0.24 (0.31, 0.69)	nan (0.99, 0.01)	-1.35 (0.12, 0.88)	nan (0.99, 0.01)	2.36 (0.12, 0.88)
	$2^{17}$	23	0.29 (0.75, 0.25)	-0.36 (0.31, 0.69)	nan (0.99, 0.01)	0.15 (0.12, 0.88)	nan (0.99, 0.01)	2.02 (0.12, 0.88)
	$10^6$	$2^2$	8	-0.01 (0.64, 0.36)	-0.01 (0.23, 0.77)	0.03 (0.92, 0.08)	0.00 (0.02, 0.98)	0.05 (0.92, 0.08)
$2^3$		9	0.00 (0.72, 0.28)	0.07 (0.24, 0.76)	0.02 (0.97, 0.03)	0.01 (0.06, 0.94)	-0.07 (0.97, 0.03)	0.01 (0.06, 0.94)
$2^4$		10	0.00 (0.74, 0.26)	0.02 (0.27, 0.73)	-0.07 (0.99, 0.01)	-0.06 (0.09, 0.91)	0.12 (0.99, 0.01)	0.14 (0.09, 0.91)
$2^5$		11	0.05 (0.74, 0.26)	-0.03 (0.29, 0.71)	0.13 (0.99, 0.01)	0.03 (0.10, 0.90)	0.16 (0.99, 0.01)	0.37 (0.11, 0.89)
$2^6$		12	0.07 (0.75, 0.25)	0.01 (0.30, 0.70)	0.99 (0.99, 0.01)	0.68 (0.11, 0.89)	0.03 (0.99, 0.01)	-0.03 (0.12, 0.88)
$2^7$		13	0.10 (0.75, 0.25)	-0.09 (0.30, 0.70)	1.36 (0.99, 0.01)	-0.07 (0.12, 0.88)	2.18 (0.99, 0.01)	0.51 (0.12, 0.88)
$2^8$		14	-0.07 (0.75, 0.25)	0.00 (0.31, 0.69)	8.58 (0.99, 0.01)	-0.12 (0.12, 0.88)	3.63 (0.99, 0.01)	-1.34 (0.12, 0.88)
$2^9$		15	0.05 (0.75, 0.25)	-0.08 (0.31, 0.69)	nan (0.99, 0.01)	0.23 (0.12, 0.88)	nan (0.99, 0.01)	0.25 (0.12, 0.88)
$2^{10}$		16	-0.14 (0.75, 0.25)	-0.12 (0.31, 0.69)	nan (0.99, 0.01)	-0.31 (0.12, 0.88)	nan (0.99, 0.01)	0.71 (0.12, 0.88)
$2^{11}$		17	-0.09 (0.75, 0.25)	0.03 (0.31, 0.69)	nan (0.99, 0.01)	0.88 (0.12, 0.88)	nan (0.99, 0.01)	-0.31 (0.12, 0.88)
$2^{12}$		18	-0.04 (0.75, 0.25)	-0.11 (0.31, 0.69)	nan (0.99, 0.01)	-0.32 (0.12, 0.88)	nan (0.99, 0.01)	-0.82 (0.12, 0.88)
$2^{13}$		19	0.04 (0.75, 0.25)	0.00 (0.31, 0.69)	nan (0.99, 0.01)	0.33 (0.12, 0.88)	nan (0.99, 0.01)	-0.86 (0.12, 0.88)
$2^{14}$		20	-0.12 (0.75, 0.25)	-0.07 (0.31, 0.69)	nan (0.99, 0.01)	0.84 (0.12, 0.88)	nan (0.99, 0.01)	-0.06 (0.12, 0.88)
$2^{15}$		21	0.02 (0.75, 0.25)	0.01 (0.31, 0.69)	nan (0.99, 0.01)	0.07 (0.12, 0.88)	nan (0.99, 0.01)	0.14 (0.12, 0.88)
$2^{16}$		22	0.09 (0.75, 0.25)	-0.05 (0.31, 0.69)	nan (0.99, 0.01)	0.75 (0.12, 0.88)	nan (0.99, 0.01)	0.21 (0.12, 0.88)
$2^{17}$		23	0.03 (0.75, 0.25)	0.06 (0.31, 0.69)	nan (0.99, 0.01)	1.02 (0.12, 0.88)	nan (0.99, 0.01)	0.45 (0.12, 0.88)

TABLE A6: Table providing the data for HHL and Psi-HHL algorithms (with  $\alpha = 80^\circ$ ) for  $4 \times 4$  matrices. The notations are the same as those used in Tables A4 and A5. Each data point is generated by taking the average over 50 repetitions.

# shots	$\approx \kappa$	# qubits	A diag $\vec{b}$ equal		A diag $\vec{b}$ unequal		A not diag $\vec{b}$ unequal	
			PDF ( $P(0), P(1)$ )	PDF ( $P'(0), P'(1)$ )	PDF ( $P(0), P(1)$ )	PDF ( $P'(0), P'(1)$ )	PDF ( $P(0), P(1)$ )	PDF ( $P'(0), P'(1)$ )
10 <sup>5</sup>	2 <sup>2</sup>	8	-0.08 (0.64, 0.36)	-0.08 (0.28, 0.72)	0.04 (0.92, 0.08)	0.27 (0.02, 0.98)	0.07 (0.92, 0.08)	0.26 (0.02, 0.98)
	2 <sup>3</sup>	9	0.01 (0.72, 0.28)	-0.14 (0.24, 0.76)	-0.06 (0.97, 0.03)	0.14 (0.01, 0.99)	-0.02 (0.97, 0.03)	0.05 (0.02, 0.98)
	2 <sup>4</sup>	10	-0.01 (0.74, 0.26)	0.13 (0.24, 0.76)	0.31 (0.99, 0.01)	0.14 (0.02, 0.98)	0.48 (0.99, 0.01)	-0.37 (0.02, 0.98)
	2 <sup>5</sup>	11	-0.06 (0.75, 0.25)	-0.41 (0.26, 0.74)	1.85 (0.99, 0.01)	0.27 (0.03, 0.97)	-0.10 (0.99, 0.01)	-0.33 (0.03, 0.97)
	2 <sup>6</sup>	12	0.08 (0.75, 0.25)	-0.62 (0.26, 0.74)	nan (0.99, 0.01)	-0.48 (0.04, 0.96)	nan (0.99, 0.01)	-0.28 (0.03, 0.97)
	2 <sup>7</sup>	13	-0.01 (0.75, 0.25)	0.76 (0.26, 0.74)	nan (0.99, 0.01)	-1.63 (0.04, 0.96)	nan (0.99, 0.01)	1.86 (0.04, 0.96)
	2 <sup>8</sup>	14	0.15 (0.75, 0.25)	0.18 (0.26, 0.74)	nan (0.99, 0.01)	-1.02 (0.04, 0.96)	nan (0.99, 0.01)	1.42 (0.04, 0.96)
	2 <sup>9</sup>	15	0.12 (0.75, 0.25)	0.20 (0.27, 0.73)	nan (0.99, 0.01)	5.05 (0.04, 0.96)	nan (0.99, 0.01)	4.95 (0.04, 0.96)
	2 <sup>10</sup>	16	-0.01 (0.75, 0.25)	0.25 (0.26, 0.74)	nan (0.99, 0.01)	2.12 (0.04, 0.96)	nan (0.99, 0.01)	-3.28 (0.04, 0.96)
	2 <sup>11</sup>	17	-0.05 (0.75, 0.25)	0.85 (0.26, 0.74)	nan (0.99, 0.01)	0.70 (0.04, 0.96)	nan (0.99, 0.01)	0.53 (0.04, 0.96)
	2 <sup>12</sup>	18	0.02 (0.75, 0.25)	-0.29 (0.26, 0.74)	nan (0.99, 0.01)	6.62 (0.04, 0.96)	nan (0.99, 0.01)	2.93 (0.04, 0.96)
	2 <sup>13</sup>	19	0.10 (0.75, 0.25)	1.14 (0.27, 0.73)	nan (0.99, 0.01)	5.23 (0.04, 0.96)	nan (0.99, 0.01)	0.42 (0.04, 0.96)
	2 <sup>14</sup>	20	0.27 (0.75, 0.25)	-0.46 (0.26, 0.74)	nan (0.99, 0.01)	6.99 (0.04, 0.96)	nan (0.99, 0.01)	2.82 (0.04, 0.96)
	2 <sup>15</sup>	21	0.21 (0.75, 0.25)	0.50 (0.26, 0.74)	nan (0.99, 0.01)	1.87 (0.04, 0.96)	nan (0.99, 0.01)	1.49 (0.04, 0.96)
	2 <sup>16</sup>	22	-0.11 (0.75, 0.25)	-0.46 (0.27, 0.73)	nan (0.99, 0.01)	-1.35 (0.04, 0.96)	nan (0.99, 0.01)	0.76 (0.04, 0.96)
	2 <sup>17</sup>	23	0.30 (0.75, 0.25)	-0.36 (0.26, 0.74)	nan (0.99, 0.01)	0.16 (0.04, 0.96)	nan (0.99, 0.01)	1.32 (0.04, 0.96)
	10 <sup>6</sup>	2 <sup>2</sup>	8	-0.01 (0.64, 0.36)	0.08 (0.28, 0.72)	0.03 (0.92, 0.08)	0.00 (0.02, 0.98)	0.05 (0.92, 0.08)
2 <sup>3</sup>		9	0.00 (0.72, 0.28)	-0.21 (0.24, 0.76)	0.02 (0.97, 0.03)	-0.02 (0.01, 0.99)	-0.07 (0.97, 0.03)	-0.11 (0.01, 0.99)
2 <sup>4</sup>		10	0.00 (0.74, 0.26)	-0.20 (0.25, 0.75)	-0.07 (0.99, 0.01)	-0.01 (0.02, 0.98)	0.12 (0.99, 0.01)	0.05 (0.02, 0.98)
2 <sup>5</sup>		11	0.06 (0.75, 0.25)	0.19 (0.26, 0.74)	0.12 (0.99, 0.01)	0.49 (0.03, 0.97)	0.16 (0.99, 0.01)	0.17 (0.03, 0.97)
2 <sup>6</sup>		12	0.07 (0.75, 0.25)	-0.40 (0.26, 0.74)	0.99 (0.99, 0.01)	0.25 (0.04, 0.96)	0.03 (0.99, 0.01)	0.23 (0.03, 0.97)
2 <sup>7</sup>		13	0.10 (0.75, 0.25)	0.01 (0.26, 0.74)	1.36 (0.99, 0.01)	0.18 (0.04, 0.96)	2.18 (0.99, 0.01)	1.18 (0.03, 0.97)
2 <sup>8</sup>		14	-0.07 (0.75, 0.25)	-0.08 (0.26, 0.74)	8.58 (0.99, 0.01)	-0.09 (0.04, 0.96)	3.63 (0.99, 0.01)	-0.61 (0.04, 0.96)
2 <sup>9</sup>		15	0.05 (0.75, 0.25)	0.24 (0.26, 0.74)	nan (0.99, 0.01)	0.84 (0.04, 0.96)	nan (0.99, 0.01)	0.01 (0.04, 0.96)
2 <sup>10</sup>		16	-0.14 (0.75, 0.25)	-0.21 (0.26, 0.74)	nan (0.99, 0.01)	-0.93 (0.04, 0.96)	nan (0.99, 0.01)	0.63 (0.04, 0.96)
2 <sup>11</sup>		17	-0.09 (0.75, 0.25)	0.00 (0.26, 0.74)	nan (0.99, 0.01)	1.95 (0.04, 0.96)	nan (0.99, 0.01)	-0.37 (0.04, 0.96)
2 <sup>12</sup>		18	-0.04 (0.75, 0.25)	-0.14 (0.26, 0.74)	nan (0.99, 0.01)	0.54 (0.04, 0.96)	nan (0.99, 0.01)	2.01 (0.04, 0.96)
2 <sup>13</sup>		19	0.04 (0.75, 0.25)	0.15 (0.26, 0.74)	nan (0.99, 0.01)	-0.75 (0.04, 0.96)	nan (0.99, 0.01)	-1.04 (0.04, 0.96)
2 <sup>14</sup>		20	-0.12 (0.75, 0.25)	0.13 (0.26, 0.74)	nan (0.99, 0.01)	0.32 (0.04, 0.96)	nan (0.99, 0.01)	0.21 (0.04, 0.96)
2 <sup>15</sup>		21	0.02 (0.75, 0.25)	0.01 (0.26, 0.74)	nan (0.99, 0.01)	-0.66 (0.04, 0.96)	nan (0.99, 0.01)	-0.37 (0.04, 0.96)
2 <sup>16</sup>		22	0.08 (0.75, 0.25)	0.13 (0.26, 0.74)	nan (0.99, 0.01)	0.65 (0.04, 0.96)	nan (0.99, 0.01)	0.45 (0.04, 0.96)
2 <sup>17</sup>		23	0.02 (0.75, 0.25)	-0.24 (0.26, 0.74)	nan (0.99, 0.01)	-2.53 (0.04, 0.96)	nan (0.99, 0.01)	0.52 (0.04, 0.96)

TABLE A7: Summary of the fitted probabilities obtained from HHL and Psi-HHL for the 4x4 case of  $A$  not diagonal and  $\vec{b}$  in an unequal superposition, for  $\alpha = 60^\circ, 70^\circ, 80^\circ$ . The number of shots is fixed to 10<sup>6</sup>.

$\alpha$	$\approx \kappa$	$P_{\text{Fit}}(0)$	$P_{\text{Fit}}(1)$	$P_{\text{Fit}}(0) + P_{\text{Fit}}(1)$	$P'_{\text{Fit}}(0)$	$P'_{\text{Fit}}(1)$	$P'_{\text{Fit}}(0) + P'_{\text{Fit}}(1)$
60°	4	0.92	0.08	1.00	0.08	0.92	1.00
	32	0.99	0.01	1.00	0.22	0.78	1.00
	64	0.99	0.01	1.00	0.24	0.76	1.00
	1024	0.99	0.01	1.00	0.25	0.75	1.00
	2048	0.99	0.01	1.00	0.25	0.75	1.00
70°	4	0.92	0.08	1.00	0.02	0.98	1.00
	32	0.99	0.01	1.00	0.10	0.90	1.00
	128	0.99	0.01	1.00	0.11	0.89	1.00
	1024	0.99	0.01	1.00	0.12	0.88	1.00
2048	0.99	0.01	1.00	0.12	0.88	1.00	
80°	4	0.92	0.08	1.00	0.02	0.98	1.00
	32	0.99	0.01	1.00	0.03	0.97	1.00
	128	0.99	0.01	1.00	0.03	0.97	1.00
	1024	0.99	0.01	1.00	0.04	0.96	1.00
	2048	0.99	0.01	1.00	0.04	0.96	1.00

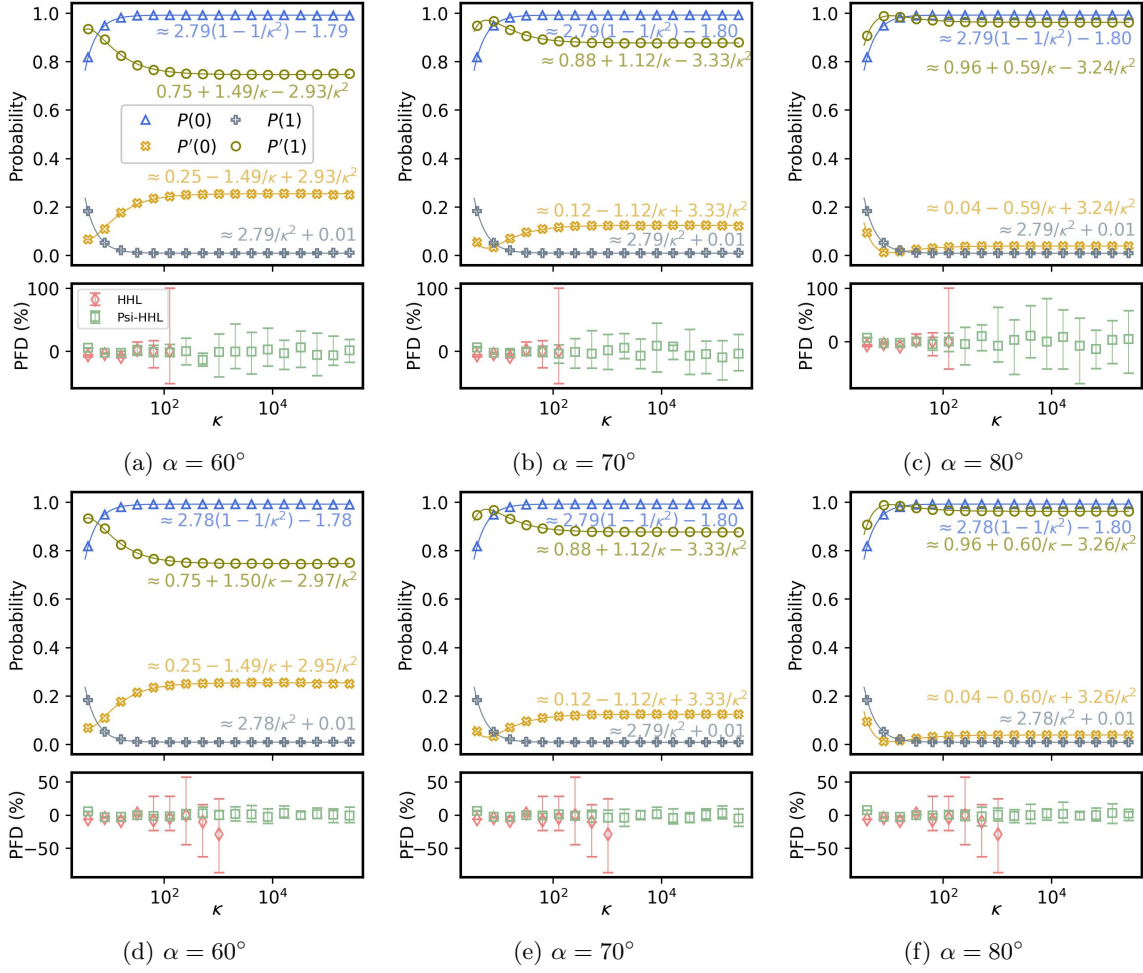


FIG. A6: Sub-figures presenting the average probabilities, PFDs and range of PFDs of HHL and Psi-HHL with varying condition number  $\kappa$  of  $A$ , for  $8 \times 8$  matrices using  $10^5$  shots ((a) through (c)) and using  $10^6$  ((d) through (f)). In all of the examples,  $A$  is chosen to be a non-diagonal matrix and  $\vec{b}$  is set in an unequal superposition. Each data point is an average over 10 repetitions.

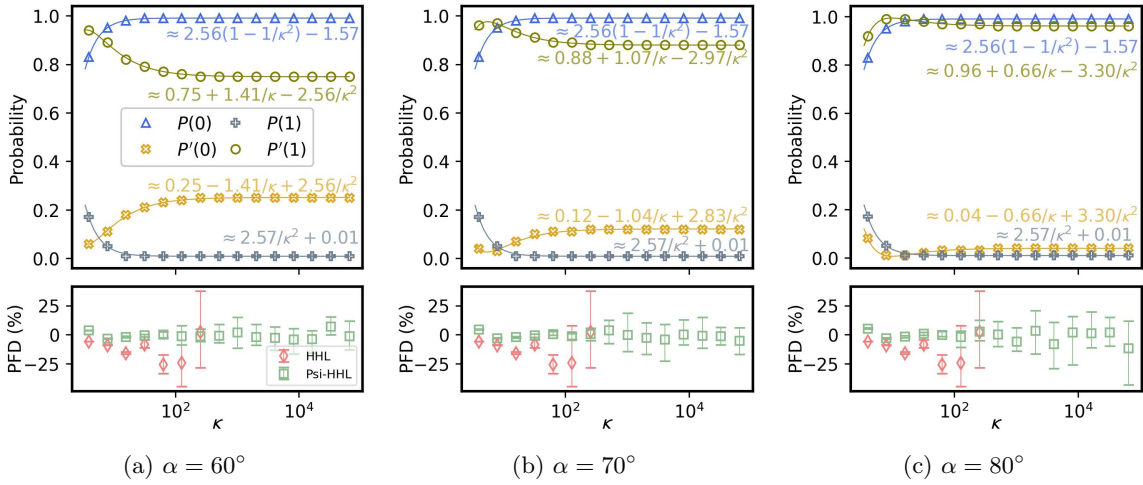


FIG. A7: Sub-figures presenting the average probabilities, PFDs and range of PFDs of HHL and Psi-HHL with varying condition number  $\kappa$  of  $A$ , for  $16 \times 16$  matrices and using  $10^6$  shots throughout. In all of the examples,  $A$  is chosen to be a non-diagonal matrix and  $\vec{b}$  is set in an unequal superposition. Each data point is an average over 10 repetitions.

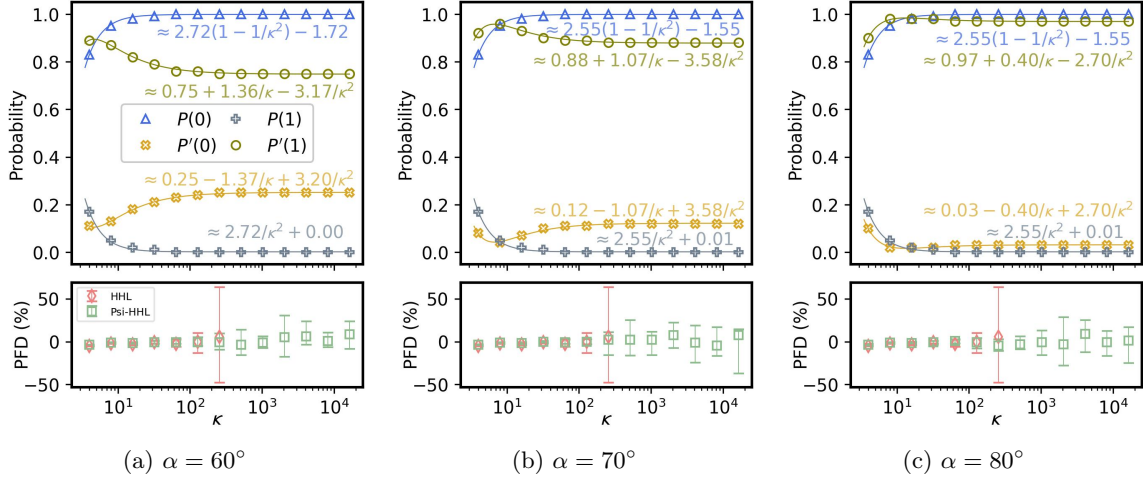


FIG. A8: Data for  $32 \times 32$  matrices. Note that we have again reproduced here the sub-figure (a) with 1 million shots (which are already present in the main text). In all of the examples,  $A$  is chosen to be a non-diagonal matrix and  $\vec{b}$  is set in an unequal superposition. Each data point is an average over 10 repetitions.

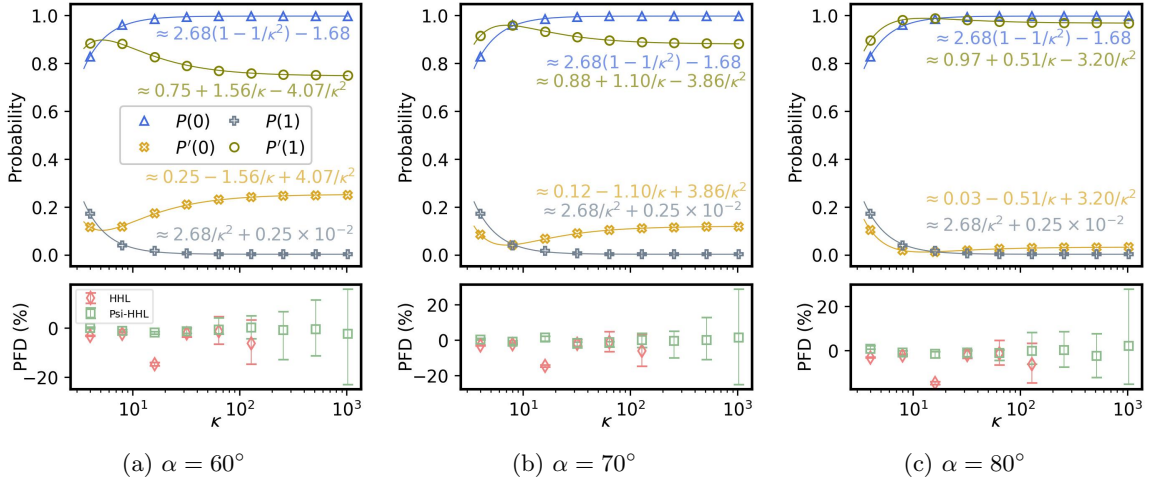


FIG. A9: Data for  $64 \times 64$  matrices. Note that we have again reproduced here the sub-figure (a) with 1 million shots (which are already present in the main text). In all of the examples,  $A$  is chosen to be a non-diagonal matrix and  $\vec{b}$  is set in an unequal superposition. Each data point is an average over 10 repetitions.



TABLE A8: Table providing the data for HHL and Psi-HHL algorithms (with  $\alpha = 60^\circ, 70^\circ, 80^\circ$ ) for  $8 \times 8$  matrices.  $A$  is a non-diagonal matrix and  $\vec{b}$  is an unequal superposition. Each data point is an average over 10 repetitions.

# shots	$\approx \kappa$	# qubits	HHL		Psi-HHL	
					$\alpha = 60^\circ$	$\alpha = 80^\circ$
			PFD ( $P(0), P(1)$ )	PFD ( $P'(0), P'(1)$ )	PFD ( $P'(0), P'(1)$ )	PFD ( $P'(0), P'(1)$ )
$10^5$	$2^2$	10	-6.75 (0.82, 0.18)	4.90 (0.07, 0.93)	5.99 (0.05, 0.95)	6.97 (0.10, 0.90)
	$2^3$	11	-4.69 (0.95, 0.05)	-3.11 (0.11, 0.89)	-2.93 (0.03, 0.97)	-2.93 (0.01, 0.99)
	$2^4$	12	-9.27 (0.98, 0.02)	-2.75 (0.18, 0.82)	-2.48 (0.07, 0.93)	-2.54 (0.02, 0.98)
	$2^5$	13	1.87 (0.99, 0.01)	1.60 (0.21, 0.79)	-0.90 (0.10, 0.90)	-0.09 (0.02, 0.98)
	$2^6$	14	0.12 (0.99, 0.01)	-1.20 (0.23, 0.77)	-1.21 (0.11, 0.89)	-4.35 (0.03, 0.97)
	$2^7$	15	0.09 (0.99, 0.01)	-1.96 (0.24, 0.76)	-3.83 (0.12, 0.88)	0.40 (0.03, 0.97)
	$2^8$	16	nan (0.99, 0.01)	-0.33 (0.25, 0.75)	-1.74 (0.12, 0.88)	-4.53 (0.03, 0.97)
	$2^9$	17	nan (0.99, 0.01)	-13.83 (0.25, 0.75)	-3.82 (0.12, 0.88)	10.35 (0.04, 0.96)
	$2^{10}$	18	nan (0.99, 0.01)	-1.66 (0.25, 0.75)	0.94 (0.12, 0.88)	-7.44 (0.04, 0.96)
	$2^{11}$	19	nan (0.99, 0.01)	-0.82 (0.25, 0.75)	4.90 (0.12, 0.88)	3.13 (0.04, 0.96)
	$2^{12}$	20	nan (0.99, 0.01)	-0.91 (0.25, 0.75)	-7.52 (0.12, 0.88)	10.89 (0.04, 0.96)
	$2^{13}$	21	nan (0.99, 0.01)	2.62 (0.25, 0.75)	8.41 (0.12, 0.88)	-0.26 (0.04, 0.96)
	$2^{14}$	22	nan (0.99, 0.01)	-3.20 (0.25, 0.75)	7.12 (0.12, 0.88)	8.53 (0.04, 0.96)
	$2^{15}$	23	nan (0.99, 0.01)	5.74 (0.25, 0.75)	-7.34 (0.12, 0.88)	-7.60 (0.04, 0.96)
	$2^{16}$	24	nan (0.99, 0.01)	-5.89 (0.25, 0.75)	-4.65 (0.12, 0.88)	-13.89 (0.04, 0.96)
	$2^{17}$	25	nan (0.99, 0.01)	-6.58 (0.25, 0.75)	-10.10 (0.12, 0.88)	2.78 (0.04, 0.96)
	$10^6$	$2^2$	10	-6.40 (0.82, 0.18)	5.23 (0.10, 0.99)	6.13 (0.05, 0.95)
$2^3$		11	-4.69 (0.95, 0.05)	-3.14 (0.10, 0.90)	-3.02 (0.03, 0.97)	-2.83 (0.01, 0.99)
$2^4$		12	-8.84 (0.98, 0.02)	-2.60 (0.18, 0.82)	-2.58 (0.07, 0.93)	-2.71 (0.02, 0.98)
$2^5$		13	2.03 (0.99, 0.01)	0.04 (0.21, 0.79)	0.03 (0.09, 0.91)	-0.04 (0.02, 0.98)
$2^6$		14	-8.55 (0.99, 0.01)	-1.49 (0.23, 0.77)	-0.73 (0.11, 0.89)	-1.09 (0.03, 0.97)
$2^7$		15	-4.68 (0.99, 0.01)	-2.18 (0.24, 0.76)	1.16 (0.12, 0.88)	0.36 (0.03, 0.97)
$2^8$		16	-0.39 (0.99, 0.01)	1.51 (0.25, 0.75)	-1.35 (0.12, 0.88)	-1.61 (0.04, 0.96)
$2^9$		17	-10.48 (0.99, 0.01)	2.19 (0.25, 0.75)	1.34 (0.12, 0.88)	-1.99 (0.04, 0.96)
$2^{10}$		18	-29.14 (0.99, 0.01)	0.08 (0.25, 0.75)	-3.98 (0.12, 0.88)	0.33 (0.04, 0.96)
$2^{11}$		19	nan (0.99, 0.01)	1.51 (0.25, 0.75)	-4.00 (0.12, 0.88)	-1.72 (0.04, 0.96)
$2^{12}$		20	nan (0.99, 0.01)	1.34 (0.25, 0.75)	0.28 (0.12, 0.88)	0.00 (0.04, 0.96)
$2^{13}$		21	nan (0.99, 0.01)	-2.83 (0.25, 0.75)	1.03 (0.12, 0.88)	1.99 (0.04, 0.96)
$2^{14}$		22	nan (0.99, 0.01)	3.20 (0.25, 0.75)	-4.70 (0.12, 0.88)	1.75 (0.04, 0.96)
$2^{15}$		23	nan (0.99, 0.01)	-0.19 (0.25, 0.75)	-4.56 (0.12, 0.88)	-0.58 (0.04, 0.96)
$2^{16}$		24	nan (0.99, 0.01)	0.97 (0.25, 0.75)	0.14 (0.12, 0.88)	-0.11 (0.04, 0.96)
$2^{17}$		25	nan (0.99, 0.01)	0.62 (0.25, 0.75)	3.21 (0.12, 0.88)	3.19 (0.04, 0.96)

TABLE A9: Table providing the data for HHL and Psi-HHL algorithms (with  $\alpha = 60^\circ, 70^\circ, 80^\circ$ ) for  $16 \times 16$  matrices.  $A$  is a non-diagonal matrix and  $\vec{b}$  is an unequal superposition. Each data point is an average over 10 repetitions.

# shots	$\approx \kappa$	# qubits	HHL		Psi-HHL	
					$60^\circ$	$80^\circ$
			PFD ( $P(0), P(1)$ )	PFD ( $P'(0), P'(1)$ )	PFD ( $P'(0), P'(1)$ )	PFD ( $P'(0), P'(1)$ )
$10^6$	$2^2$	12	-5.90 (0.83, 0.17)	3.60 (0.06, 0.94)	4.29 (0.04, 0.96)	5.11 (0.08, 0.92)
	$2^3$	13	-9.09 (0.95, 0.05)	-3.42 (0.11, 0.89)	-3.26 (0.03, 0.97)	-3.19 (0.01, 0.99)
	$2^4$	14	-15.82 (0.98, 0.02)	-2.09 (0.18, 0.82)	-2.17 (0.07, 0.93)	-1.76 (0.01, 0.99)
	$2^5$	15	-8.45 (0.99, 0.01)	-0.75 (0.21, 0.79)	-0.53 (0.10, 0.91)	0.92 (0.02, 0.98)
	$2^6$	16	-25.62 (0.99, 0.01)	0.10 (0.23, 0.77)	0.60 (0.11, 0.89)	-0.06 (0.03, 0.97)
	$2^7$	17	-24.21 (0.99, 0.01)	-1.22 (0.24, 0.76)	-1.18 (0.11, 0.89)	-2.15 (0.03, 0.97)
	$2^8$	18	2.25 (0.99, 0.01)	-1.30 (0.25, 0.75)	0.47 (0.12, 0.88)	2.68 (0.03, 0.97)
	$2^9$	19	nan (0.99, 0.01)	-0.85 (0.25, 0.75)	3.64 (0.12, 0.88)	-0.04 (0.04, 0.97)
	$2^{10}$	20	nan (0.99, 0.01)	1.75 (0.25, 0.75)	-0.11 (0.12, 0.88)	-5.97 (0.04, 0.96)
	$2^{11}$	21	nan (0.99, 0.01)	-2.02 (0.25, 0.75)	-2.59 (0.12, 0.88)	3.26 (0.04, 0.96)
	$2^{12}$	22	nan (0.99, 0.01)	-2.75 (0.25, 0.75)	-4.15 (0.12, 0.88)	-7.93 (0.04, 0.96)
	$2^{13}$	23	nan (0.99, 0.01)	-4.07 (0.25, 0.75)	0.29 (0.12, 0.88)	1.88 (0.04, 0.96)
	$2^{14}$	24	nan (0.99, 0.01)	-3.97 (0.25, 0.75)	-0.83 (0.12, 0.88)	1.30 (0.04, 0.96)
	$2^{15}$	25	nan (0.99, 0.01)	7.01 (0.25, 0.75)	-1.46 (0.12, 0.88)	2.07 (0.04, 0.96)
	$2^{16}$	26	nan (0.99, 0.01)	-1.31 (0.25, 0.75)	-5.10 (0.12, 0.88)	-11.71 (0.04, 0.96)

TABLE A10: Table providing the data for HHL and Psi-HHL algorithms (with  $\alpha = 60^\circ, 70^\circ, 80^\circ$ ) for  $32 \times 32$  matrices.  $A$  is a non-diagonal matrix and  $\vec{b}$  is an unequal superposition. Each data point is an average over 10 repetitions.

# shots	$\approx \kappa$ # qubits		HHL		Psi-HHL		
					60°	70°	80°
			PFD ( $P(0), P(1)$ )		PFD ( $P'(0), P'(1)$ )	PFD ( $P'(0), P'(1)$ )	PFD ( $P'(0), P'(1)$ )
$10^6$	$2^2$	14	-5.23 (0.17, 0.83)	-3.73 (0.11, 0.89)	-3.56 (0.08, 0.92)	-3.42 (0.10, 0.90)	
	$2^3$	15	-2.27 (0.05, 0.95)	-1.28 (0.13, 0.87)	-1.16 (0.04, 0.96)	-1.09 (0.02, 0.98)	
	$2^4$	16	-3.27 (0.02, 0.98)	-1.90 (0.18, 0.82)	-1.70 (0.07, 0.93)	-1.47 (0.02, 0.98)	
	$2^5$	17	-0.87 (0.01, 0.99)	-0.95 (0.21, 0.79)	-0.45 (0.10, 0.90)	-0.49 (0.02, 0.98)	
	$2^6$	18	-2.71 (0.00, 1.00)	-0.56 (0.23, 0.77)	-0.80 (0.11, 0.89)	0.49 (0.03, 0.97)	
	$2^7$	19	-0.10 (0.00, 1.00)	-0.93 (0.24, 0.76)	-0.05 (0.11, 0.89)	-0.61 (0.03, 0.97)	
	$2^8$	20	5.48 (0.00, 1.00)	-0.91 (0.25, 0.75)	1.97 (0.12, 0.88)	-4.47 (0.03, 0.97)	
	$2^9$	21	nan (0.00, 1.00)	-3.74 (0.25, 0.75)	2.07 (0.12, 0.88)	-2.92 (0.03, 0.97)	
	$2^{10}$	22	nan (0.00, 1.00)	-1.17 (0.25, 0.75)	2.07 (0.12, 0.88)	-0.50 (0.03, 0.97)	
	$2^{11}$	23	nan (0.00, 1.00)	4.90 (0.25, 0.75)	7.32 (0.12, 0.88)	-3.07 (0.03, 0.97)	
	$2^{12}$	24	nan (0.00, 1.00)	6.11 (0.25, 0.75)	-1.09 (0.12, 0.88)	8.85 (0.03, 0.97)	
	$2^{13}$	25	nan (0.00, 1.00)	0.76 (0.25, 0.75)	-4.61 (0.12, 0.88)	-0.63 (0.03, 0.97)	
	$2^{14}$	26	nan (0.00, 1.00)	8.74 (0.25, 0.75)	7.76 (0.12, 0.88)	1.40 (0.03, 0.97)	

TABLE A11: Table providing the data for HHL and Psi-HHL algorithms (with  $\alpha = 60^\circ, 70^\circ, 80^\circ$ ) for  $64 \times 64$  matrices.  $A$  is a non-diagonal matrix and  $\vec{b}$  is an unequal superposition. Each data point is an average over 10 repetitions.

# shots	$\approx \kappa$ # qubits		HHL		Psi-HHL		
					60°	70°	80°
			PFD ( $P(0), P(1)$ )		PFD ( $P'(0), P'(1)$ )	PFD ( $P'(0), P'(1)$ )	PFD ( $P'(0), P'(1)$ )
$10^6$	$2^2$	16	-3.13 (0.82, 0.17)	0.01 (0.12, 0.88)	0.21 (0.09, 0.91)	0.82 (0.10, 0.90)	
	$2^3$	17	-2.26 (0.94, 0.05)	-1.06 (0.01, 0.88)	-0.95 (0.04, 0.96)	-1.01 (0.02, 0.98)	
	$2^4$	18	-14.67 (0.98, 0.02)	-1.82 (0.17, 0.83)	1.47 (0.03, 0.97)	-1.56 (0.02, 0.98)	
	$2^5$	19	-2.16 (0.99, 0.01)	-1.27 (0.21, 0.79)	-1.57 (0.10, 0.91)	-0.86 (0.02, 0.98)	
	$2^6$	20	-1.28 (1.00, 0.00)	-0.55 (0.23, 0.77)	-1.26 (0.10, 0.90)	-1.06 (0.02, 0.98)	
	$2^7$	21	-6.18 (1.00, 0.00)	0.16 (0.24, 0.76)	-0.10 (0.11, 0.89)	-0.10 (0.03, 0.97)	
	$2^8$	22	nan (1.00, 0.00)	-0.86 (0.25, 0.75)	-0.45 (0.11, 0.89)	0.18 (0.03, 0.97)	
	$2^9$	23	nan (1.00, 0.00)	-0.40 (0.25, 0.75)	0.05 (0.12, 0.88)	-2.46 (0.03, 0.97)	
	$2^{10}$	24	nan (1.00, 0.00)	1.47 (0.25, 0.75)	1.47 (0.12, 0.88)	2.09 (0.03, 0.97)	

$2^{20}$	0.01				
$2^{19}$	1.40				
$2^{18}$	-3.58				
$2^{17}$	0.04	0.62			
$2^{16}$	0.84	0.97	-1.31		
$2^{15}$	1.75	-0.19	7.01		
$2^{14}$	2.38	3.20	-3.97	8.74	
$2^{13}$	-0.87	-2.83	-4.07	0.76	
$2^{12}$	-0.01	1.34	-2.75	6.11	
$2^{11}$	-3.23	1.51	-2.02	4.90	
$2^{10}$	1.76	-29.14 0.08	1.75	-1.17	1.47
$2^9$	-4.04	-10.48	-0.85	-3.74	-0.40
$2^8$	-1.26	2.19	2.25	5.48	-0.86
$2^8$	-4.87	-0.39	-1.30	-0.91	-6.18
$2^7$	-0.41	1.51	-1.30	-0.91	-6.18
$2^7$	1.68	-4.68	-24.21	-0.10	-6.18
$2^7$	-2.36	-2.18	-1.22	-0.93	0.16
$2^6$	0.61	-8.55	-25.62	-2.71	-1.28
$2^6$	-0.52	-1.49	0.10	-0.56	-0.55
$2^5$	0.15	2.03	-8.45	-0.87	-2.16
$2^5$	0.37	0.04	-0.75	-0.95	-1.27
$2^4$	14.95	-8.84	-15.82	-3.27	-14.67
$2^4$	-0.07	-2.60	-2.09	-1.90	-1.82
$2^3$	-5.82	-4.69	-9.90	-2.27	-2.26
$2^3$	0.00	-3.14	-3.42	-1.28	-1.06
$2^2$	0.88	-6.40	-5.90	-5.23	-3.13
$2^2$	-0.02	5.23	3.60	-3.73	0.01

PFD<sub>Psi-HHL</sub>

PFD<sub>HHL</sub>

PFD<sub>Psi-HHL</sub>

$n \times n$

FIG. A10: Figure showing average (over 10 repetitions) values of percentage fraction difference (PFD) obtained from HHL and Psi-HHL, as the condition number,  $\kappa$ , grows from  $2^2$  to  $2^{20}$ , for fixed  $A$  matrix sizes going from  $4 \times 4$  to  $64 \times 64$ . Only the case where  $\alpha = 60^\circ$ ,  $A$  not diagonal,  $\vec{b}$  in an unequal superposition, and number of shots =  $10^6$  is considered. The blue cells indicate cases where HHL gives outputs, and red denotes cases where HHL fails. The white cells denote those cases for which we did not carry out a calculation, due to computational cost.

## A2. DETAILS ON CALCULATIONS INVOLVING QUANTUM CHEMISTRY MATRICES

### A. $A$ matrix and $\vec{b}$ generation

We begin by explaining the procedure for generating an  $A$  matrix of size  $n \times n$ . We use the configuration state function-based Graphical Unitary Group Approach-Configuration Interaction Singles and Doubles (GUGA-CISD) method available in the GAMESS program [27] to construct the Hamiltonian for a given molecule in a specified single particle basis. GUGA-CI ensures that the Hamiltonian is constructed in an orthogonal basis; hence, it is Hermitian. Also, because it is a spin-adapted CI method, it avoids spin contamination of the wave function, thereby giving accurate results. In order to generate the  $A$  matrix, we remove the first row and the first column of the GUGA-CISD Hamiltonian matrix and subtract the diagonal entries of the resulting matrix with the energy obtained from Møller-Plesset theory to second order in perturbation (also called MP2 in literature). The latter step is carried out for the purpose of normal ordering, which in turn ensures that HHL would output the correlation part of the ground state energy directly instead of the total ground state energy (which can be written as a sum of the HF energy and the correlation energy, with the latter being much smaller than the former). This is desirable when one executes HHL-LCC calculations on NISQ/late-NISQ era quantum hardware, as the error in the total ground state energy can be much greater than the correlation energy itself. We also note that unlike the traditional approach where the HF energy is subtracted from the diagonal entries, we take away the MP2 energy, in order to make sure that  $A$  is positive definite. In a sense, subtracting MP2 energy could be thought of as a level shift over and beyond subtracting the HF energy.

We now focus our attention on the elements of the  $A$  matrix. The size of an  $A$  matrix,  $m \times m$ , generated from a quantum chemical calculation, which we can denote as  $A_{mol}$ , is not necessarily of the dimension  $n \times n$ . In such cases, we embed the  $A_{mol}$  matrix of dimension  $m \times m$  as a diagonal block in a larger matrix of dimension  $n \times n$ , with the other diagonal block being an identity matrix of size  $(n - m) \times (n - m)$ , denoted as  $\mathcal{I}$ . In such a case, we solve a system of linear equations given by

$$A = \begin{pmatrix} A_{mol} & 0 \\ 0 & \mathcal{I} \end{pmatrix} \begin{pmatrix} \vec{x} \\ \vec{0} \end{pmatrix} = \begin{pmatrix} \vec{b} \\ \vec{0} \end{pmatrix}. \quad (\text{A25})$$

This approach ensures that the eigenvalues of  $A_{mol}$  remain unaffected, as long as its maximum eigenvalue of the scaled matrix is  $\approx 1$ . We choose our matrices carefully so that this condition is satisfied. In the event that the maximum diagonal entry of  $A$  is less than 1, it is recommended to pad with the largest (or the

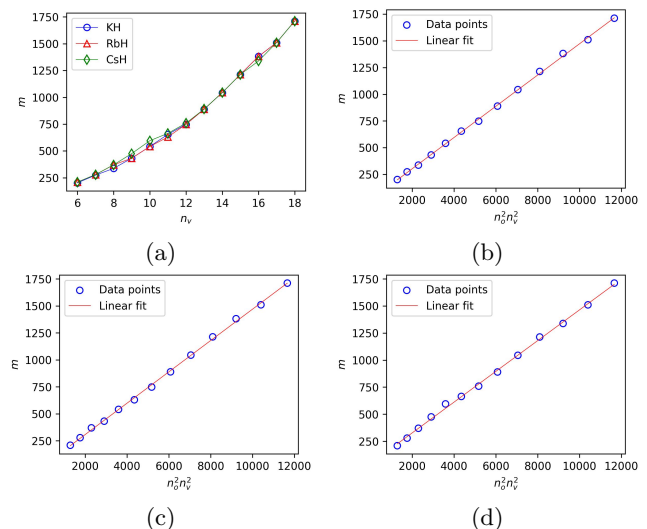


FIG. A11: Sub-figure (a) shows the increase in system size ( $m$ ) with the number of virtuals,  $n_v$ , for KH, RbH and CsH molecules in the LCCSD approximation, while the sub-figures (b), (c) and (d) show that  $m$  increases as  $n_o^2 n_v^2$  for the three molecules, as one would expect.

smallest) diagonal entry of  $A$  so that the number of shots expended is reduced. As an example, we picked a  $3 \times 3$  sparse matrix such that the largest diagonal

entry is 0.70:  $\begin{pmatrix} 0.25 & 0.10 & 0.00 \\ 0.10 & 0.45 & 0.20 \\ 0.00 & 0.20 & 0.70 \end{pmatrix}$ , and considered two cases: padding with 1 and with 0.70. We found that the condition number,  $\kappa$ , is larger in the latter (5.16) than in the former (4.21).

Since for the problems we consider,  $\kappa$  increases with system size monotonically, and further, going from an unpadded to a padded matrix always right shifts a data point, it is sufficient to carry out  $\kappa$  versus  $m$  analysis for the unpadded case, as it upper bounds the complexity of the padded scenario of  $\kappa$  versus  $n$ .

### B. Orbital character analysis

We now explain the procedure that we adopted for selecting orbitals, based on orbital character. We begin with RbH, and then proceed to explain our procedure for CsH (with accompanying data provided in Table A12).

We fix the number of occupied orbitals to 6, 8 and 10. We now describe the method adopted in choosing virtual molecular orbitals (MOs). Instead of taking the approach of ordering the virtual MOs by energy in ascending order and then imposing an energy cut-off to define our active space, we pick those MOs that are dominated by important atomic orbitals (AOs). We select the important AOs, and for the purposes of this

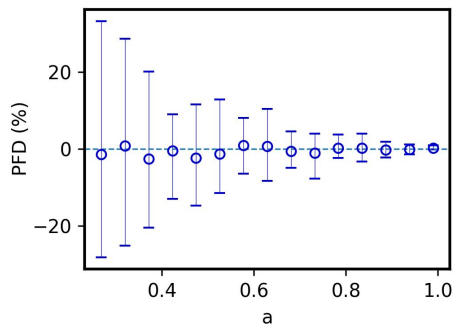


FIG. A12: Figure showing average PFDs and range of PFDs (over 20 repetitions) for different values of  $a$  for the overlap,  $|\langle 0|(a|0\rangle + b|1\rangle)|$ . We fix the number of shots to 1000 for generating all of the data.

work, we pick those AOs in the order of the principal quantum numbers. For example, in the case of RbH, we can decide the important AOs from the set that arise from our choice of basis, namely the Sapporo double zeta basis:  $5s$  through  $7p$ . For the purposes of our analysis on condition number versus system size, we pick all the

AOs that the basis allows in order to obtain more data points for fitting (details given in Table A12). We now move to some specifics for RbH: for the smallest system size considered (1 virtual MO), we pick the first virtual from our sorted MO list, which is the MO dominated by the Rb  $5s - 5p_z$  hybrid, and thus our active space that is built out of 6 occupied MOs and 1 virtual one has a system size,  $m \times m$ , of  $209 \times 209$ , and subsequently upon padding, an  $A$  matrix size,  $n \times n$ , of  $256 \times 256$ . For the next system size, we add the next MO in the sorted list, which is dominated by Rb  $5s$ , leading to a  $279 \times 279$  matrix, which, after padding, becomes a matrix of size  $512 \times 512$ . We continue to construct  $A$  matrices in this fashion until we reach  $m = 2296$ , for which  $\kappa$  is about 211.94.

We do the same for KH and CsH molecules, we fix the number of occupied orbitals to 6, 8 and 10 occupied orbitals while progressively increasing the number of valence orbitals. The order in which we add virtual MOs as well as each such virtual MO's details are mentioned in Table A12.

TABLE A12: Table providing the data for condition number ( $\kappa$ ) of the  $m \times m$   $A_{mol}$  matrix versus system size ( $m$ ), for KH, RbH and CsH molecules, where we vary the virtual orbitals to increase  $m$ . In the table,  $n_o$  is the number of active spin orbitals, and  $n_v$  is the number of unoccupied spin orbitals. The column labelled ‘Reordered virtual MOs’ represents the atomic orbitals reordered according to the ones that contribute dominantly to the virtual molecular orbital. The column labelled ‘MO energies’ gives the virtual molecular orbital energies in units of milli-Hartree.

Molecule	Reordered virtual MOs	MO energies	$n_o = 6$		$n_o = 8$		$n_o = 10$	
			m	$\kappa (n_o, n_v)$	m	$\kappa (n_o, n_v)$	m	$\kappa (n_o, n_v)$
KH	K 4s	1151.70	202	233.65 (6, 6)	580	41.03 (8, 8)	1484	2195.80 (10, 10)
	K 4p <sub>y</sub>	3609.70	274	234.44 (6, 7)	745	41.57 (8, 9)	1761	2206.59 (10, 11)
	K 4p <sub>x</sub>	3609.70	337	235.12 (6, 8)	932	236.57 (8, 10)	2046	2217.42 (10, 12)
	K 4p <sub>z</sub>	3663.70	432	236.80 (6, 9)	1110	237.74 (8, 11)	2451	2323.69 (10, 13)
	K 3d <sub>xy</sub>	743.00	541	238.28 (6, 10)	1296	238.90 (8, 12)	2900	2849.98 (10, 14)
	K 3d <sub>y</sub> <sup>2</sup>	743.00	655	244.66 (6, 11)	1540	250.34 (8, 13)	3393	2904.40 (10, 15)
	K 3d <sub>yz</sub>	747.40	748	250.45 (6, 12)	1808	307.03 (8, 14)	3794	2933.74 (10, 16)
	K 3d <sub>xz</sub>	747.40	889	265.31 (6, 13)	2100	312.83 (8, 15)	4203	2964.04 (10, 17)
	K 3d <sub>z</sub> <sup>2</sup>	755.30	1043	340.59 (6, 14)	2358	316.09 (8, 16)	4788	3610.73 (10, 18)
	K 6s	3.70	1213	348.68 (6, 15)	2624	319.44 (8, 17)	5265	3629.57 (10, 19)
	K 6p <sub>y</sub>	72.70	1381	371.54 (6, 16)	2972	389.11 (8, 18)	5750	3648.68 (10, 20)
	K 6p <sub>x</sub>	72.70	1510	374.07 (6, 17)	3278	391.14 (8, 19)	6427	3674.83 (10, 21)
	K 6p <sub>z</sub>	82.80	1711	380.25 (6, 18)	3592	393.20 (8, 20)		
	K 5s	147.20	1909	385.51 (6, 19)	3996	395.77 (8, 21)		
	K 5p <sub>z</sub>	692.70	2062	386.30 (6, 20)				
	K 5p <sub>y</sub>	702.90	2295	389.76 (6, 21)				
	K 5p <sub>x</sub>	702.90						
	H 2s	934.00						
H 2p <sub>y</sub>	1668.70							
H 2p <sub>x</sub>	1668.70							
H 2p <sub>z</sub>	1914.10							
RbH	Rb 5s – 5p <sub>z</sub> hybrid	940.00	209	102.73 (6, 6)	632	104.88 (8, 8)	1401	108.16 (10, 10)
	Rb 5s	925.80	279	103.00 (6, 7)	744	105.81 (8, 9)	1673	111.85 (10, 11)
	Rb 5p <sub>x</sub>	2283.00	370	103.74 (6, 8)	932	106.63 (8, 10)	1963	115.27 (10, 12)
	Rb 5p <sub>y</sub>	2283.00	432	104.65 (6, 9)	1110	110.27 (8, 11)	2321	125.33 (10, 13)
	Rb 5p <sub>z</sub>	2305.80	541	105.46 (6, 10)	1296	113.64 (8, 12)	2713	156.32 (10, 14)
	Rb 4d <sub>xy</sub>	635.40	630	109.05 (6, 11)	1540	123.51 (8, 13)	3141	182.23 (10, 15)
	Rb 4d <sub>x</sub> <sup>2</sup>	635.40	748	112.38 (6, 12)	1808	154.29 (8, 14)	3537	206.22 (10, 16)
	Rb 4d <sub>xz</sub>	641.20	889	122.12 (6, 13)	2100	179.90 (8, 15)	3951	207.93 (10, 17)
	Rb 4d <sub>yz</sub>	641.20	1044	152.70 (6, 14)	2358	203.86 (8, 16)	4460	213.88 (10, 18)
	Rb 4d <sub>z</sub> <sup>2</sup>	666.90	1213	178.09 (6, 15)	2624	205.55 (8, 17)	4932	214.42 (10, 19)
	Rb 7s	3.20	1381	202.02 (6, 16)	2972	211.53 (8, 18)	5422	214.96 (10, 20)
	Rb 7p <sub>x</sub>	64.20	1510	203.70 (6, 17)	3278	212.06 (8, 19)	6013	216.27 (10, 21)
	Rb 7p <sub>y</sub>	64.20	1711	209.67 (6, 18)	3592	212.60 (8, 20)		
	Rb 6s	78.40	1860	210.19 (6, 19)	3996	213.87 (8, 21)		
	Rb 6s	130.80	2062	210.72 (6, 20)				
	Rb 6p <sub>x</sub>	477.70	2295	211.94 (6, 21)				
	Rb 6p <sub>y</sub>	477.70						
	Rb 6p <sub>z</sub>	487.50						
	H 2p <sub>x</sub>	1678.20						
	H2p <sub>y</sub>	1678.20						
	H2p <sub>z</sub>	1903.50						

TABLE A12: (*Continued.*)

Molecule	Reordered virtual MOs	MO energies	$n_o = 6$		$n_o = 8$		$n_o = 10$	
			m	$\kappa (n_o, n_v)$	m	$\kappa (n_o, n_v)$	m	$\kappa (n_o, n_v)$
CsH	Cs $6p_x$	364.80	209	77.05 (6, 6)	632	81.29 (8, 8)	1484	94.54 (10, 10)
	Cs $6p_y$	364.80	279	77.18 (6, 7)	812	92.18 (8, 9)	1711	95.68 (10, 11)
	Cs $6p_z$	382.00	370	80.54 (6, 8)	1016	93.40 (8, 10)	2007	100.02 (10, 12)
	Cs $6s$	1455.30	475	91.32 (6, 9)	1044	94.51 (8, 11)	2321	104.14 (10, 13)
	Cs $8s$	172.00	595	92.54 (6, 10)	1339	98.79 (8, 12)	2714	114.07 (10, 14)
	Cs $7p_y$	25.50	664	93.63 (6, 11)	1540	102.85 (8, 13)	3141	157.90 (10, 15)
	Cs $7p_x$	25.50	759	97.83 (6, 12)	1808	112.65 (8, 14)	3537	184.86 (10, 16)
	Cs $7s - 7p_y$ hybrid	75.60	890	101.83 (6, 13)	2100	156.01 (8, 15)	3951	186.03 (10, 17)
	Cs $7s$	85.50	1044	111.49 (6, 14)	2358	182.96 (8, 16)	4461	192.15 (10, 18)
	Cs $5dy^2$	307.30	1213	154.45 (6, 15)	2624	184.12 (8, 17)		
	Cs $5d_{xy}$	307.30	1338	181.34 (6, 16)	2973	190.17 (8, 18)		
	Cs $5d_{xz}$	309.70	1510	182.49 (6, 17)				
	Cs $5d_{yz}$	309.70	1711	188.52 (6, 18)				
	Cs $5dz^2$	310.90						
	H $2s$	882.50						
	H $2p_x$	1716.80						
	H $2p_y$	1716.80						
	H $2p_z$	1716.80						





TABLE A14: Average PFDs and range of PFDs of HHL and Psi-HHL for  $\text{Li}_2$  and KH molecules, both in Sapporo-DKH3-DZP-2012 basis set. The average PFDs are calculated over a range of 30 repetitions.

# shots	$\text{Li}_2$		KH	
	HHL (PFD, range)	Psi-HHL (PFD, range)	HHL (PFD, range)	Psi-HHL (PFD, range)
$5 \times 10^2$	(-7.68, 40.22)	(-2.79, 29.58)		
$10^3$	(-4.08, 19.80)	(-1.46, 8.34)	(nan, nan)	(-11.98, 106.87)
$5 \times 10^3$	(-2.94, 8.89)	(-2.11, 7.56)		
$10^4$	(-0.58, 6.00)	(1.07, 4.47)	(0.34, 68.36)	(1.29, 44.70)
$5 \times 10^4$			(0.73, 32.51)	(0.68, 16.78)
$10^5$			(0.73, 17.00)	(0.72, 9.02)
$5 \times 10^5$			(2.65, 10.59)	(1.11, 5.65)
$10^6$			(3.99, 5.09)	(0.22, 4.05)

TABLE A15: Table providing the details on the condition numbers ( $\kappa$ ), the average total energy, the energy difference ( $\Delta E$ ) between the total HHL (Psi-HHL) energy and classical value of the LCCSD total energy and the average PFDs over 30 repetitions with respect to the bond length of KH molecule. All the energies are in units of milli-Hartree. ‘Eq’ denotes the equilibrium geometry.

Bond length (Bohr)	$\kappa$	HHL			Psi-HHL		
		Total energy	$\Delta E$	PFD	Total energy	$\Delta E$	PFD
2.82	393.21	-598878.025	-0.124	-3.92	-598877.968	-0.068	-2.48
3.29	374.93	-598940.871	-0.086	-3.84	-598940.844	-0.059	2.31
3.76	367.32	-598967.447	-0.003	-1.96	-598967.447	-0.004	-0.26
4.23 (Eq)	365.40	-598975.800	0.007	1.46	-598975.802	0.004	0.34
4.71	371.38	-598974.517	-0.010	-10.00	-598974.509	-0.007	1.39
5.18	385.16	-598968.421	-0.001	-0.44	-598968.419	0.000	-0.08
5.65	373.56	-598960.199	-0.001	-0.41	-598960.196	0.000	0.26