

cDVAE: Multimodal Generative Conditional Diffusion Guided by Variational Autoencoder Latent Embedding for Virtual 6D Phase Space Diagnostics

A. Scheinker

Los Alamos National Laboratory, Los Alamos, New Mexico 87544, USA

Abstract

Imaging the 6D phase space of a beam in a particle accelerator in a single shot is currently impossible. Single shot beam measurements only exist for certain 2D beam projections and these methods are destructive. A virtual diagnostic that can generate an accurate prediction of a beam's 6D phase space would be incredibly useful for precisely controlling the beam. In this work, a generative conditional diffusion-based approach to creating a virtual diagnostic of all 15 unique 2D projections of a beam's 6D phase space is developed. The diffusion process is guided by a combination of scalar parameters and images that are converted to low-dimensional latent vector representation by a variational autoencoder (VAE). We demonstrate that conditional diffusion guided by a VAE (cDVAE) can accurately reconstruct all 15 of the unique 2D projections of a charged particle beam's 6D phase space for the HiRES compact accelerator.

Introduction

Particle accelerators are complex scientific instruments used for various high energy physics, biology, chemistry, and material science experiments. For example, free electron lasers (FEL) can generate intense pulses of X-rays which are only tens of femtoseconds (fs) in duration, allowing for the imaging of dynamic processes. Novel advanced schemes are being designed which require more precise control over fine details of the accelerated beam than what has previously been achieved. At advanced light sources such as the Linac Coherent Light Source (LCLS) upgrade LCLS-II FEL, there is a goal of precisely controlling the energies of two electron bunches separated by only tens of femtoseconds to generate x-rays with precisely tuned energy differences in two color mode operation [1]. A two-color mode is also being developed at the Swiss-FEL where advanced nonlinear compression techniques have enabled the production of attosecond hard x-ray FEL pulses [2]. The European XFEL is utilizing superconducting radio frequency (RF) cavities and low-level RF controls to accelerate bunches at MHz repetition rates [3]. The plasma wakefield acceleration facility for advanced accelerator experimental tests (FACET) upgrade, FACET-II, is planning on providing custom tailored current profiles with fs-long bunches and hundreds to thousands of kA peak currents [4]. At CERN's Advanced Proton Driven Plasma Wake-field Acceleration Experiment (AWAKE) facility the goal is to use transversely focused high intensity (3×10^{11}), high energy (400 GeV) protons from CERN's Super Proton Synchrotron (SPS) accelerator to create a 10-meter-long plasma and wake-fields into which 18.8 MeV 650 pC electron bunches will be injected and accelerated up to 2 GeV [5].

Precise control of intense charged particle beams in accelerators is challenging because the beams change with time, and accurate non-invasive beam measure are not available. Accelerators are composed of thousands of coupled complex electromagnetic devices used to accelerate and focus the beams. The input-output characteristics of these devices are time-varying due to environmental disturbances such as vibrations and temperature variations and due to misalignments, aging of equipment, and equipment-beam interactions. Furthermore, the beams themselves have time-varying initial conditions due to the time-varying nature of complex plasma-based beam sources or sources based on cathode-laser interactions in which both the characteristics of the cathodes and of the laser systems change with time. These difficulties are compounded by an inability to quickly and non-destructively measure the 6D (x, y, z, p_x, p_y, p_z) phase space of the beams, which is evolving in a complex way due to collective effects such as coherent synchrotron radiation and space charge forces which distort the phase space in a nonlinear way [6,7]. Recently, a novel approach demonstrated the world's first 6D beam measurement at the Spallation Neutron

Source Beam Test Facility revealing previously unknown correlations in the six-dimensional phase space distribution, however this is not a single-shot measurement, it relies on ~ 18 hours of repeated beam measurements [8].

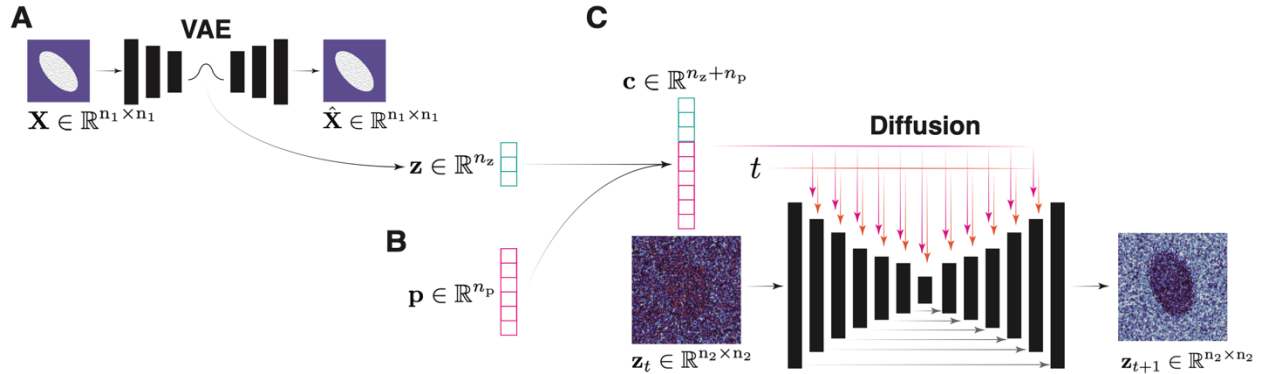


Figure 1: A variational autoencoder (VAE) maps a $n_1 \times n_1$ image X down into a low-dimensional ($n_z \ll n_1^2$) probabilistic latent embedding z , from which the image is then reconstructed (A). The latent embedding is concatenated together with a vector of accelerator and beam parameters p (B) and the resulting vector c is used as a conditional guide for the diffusion model which generates high resolution ($n_2 \gg n_1$) images of the 15 unique projections of the beam's 6D phase space (C).

Summary of Main Results

In this paper, a generative multimodal AI-based approach is presented for non-invasively generating all 15 unique 2D projections $((x, y), (x, z), \dots, (z, E))$ of a beam's 6D phase space based on a conditionally guided diffusion process. In many accelerator applications the available inputs to a model or to a virtual diagnostic contains vectors of accelerator and beam parameters including RF cavity amplitude and phase set points, magnet power supply currents, current monitors, and beam position monitors. Sometimes there are also images that can be used as inputs, such as beam profile monitors at certain accelerator locations or TCAV-based longitudinal phase space (z, E) measurements. In this work, a multi-modal conditional diffusion guided by a VAE (cDVAE) method is developed that can combine images together with vectors to be used to guide the generative diffusion process, which can then generate incredibly high-resolution images as virtual beam diagnostics. The approach first embeds an image-based measurement X which is typically a very high dimensional object into a low-dimensional latent space z . For example, even the relatively low resolution 52×52 pixel images of the beam's initial (x, y) distribution which are used in this work are $52^2 = 2704$ -dimensional objects, which a VAE embeds into a 3-dimensional latent embedding. The latent embedding z is then concatenated together with a vector p of parameters which describe the accelerator and the beam into a single conditional vector c . The vector c is then used to guide the diffusion process to generate very high resolution (256×256 pixels in this paper) images of projections of the beam's 6D phase space. The overall setup is shown in Figure 1. Besides being a natural way to combine different modalities of data into a common representation, this approach also enables unsupervised adaptive tuning of the generated phase space images by adaptive tuning of the latent conditional vector c , so that time-varying beams can be tracked over time even without access to the time-varying beam and accelerator inputs in X and p as was first demonstrated in [9]. Such latent space tuning also helps the generative model to extrapolate further beyond the span of the training data set than what is possible with traditional non-adaptive generative methods as was first demonstrated in [10].

Background on Generative ML and Accelerator Beam Phase Space Diagnostics

The development of virtual and non-invasive phase space diagnostics has been a longstanding goal of the accelerator community. One of the first works focused on reconstructing the (z, E) longitudinal phase space (LPS) distribution of time-varying electron beams in the FACET beam-driven plasma wakefield accelerator combined an online physics model together with non-invasive energy spread spectrum measurements to track the measurements that otherwise required a destructive TCAV-based measurement [11]. The initial

success of virtual diagnostics in [11] led to a series of further works on predicting a beam's 2D LPS including various neural network-based approaches at SLAC [12,13], and a novel approach that was developed at the EuXFEL in which a megapixel-resolution LPS diagnostic was developed for a wide range of beam conditions [14]. A novel inverse-modeling method was then developed which combined generative ML together with an online physics model and adaptive feedback in order to map downstream beam measurements back to the initial (x,y) beam distribution at the accelerator beam source as well as tracking time-varying accelerator parameters [15].

For higher dimensional predictions, the first generative model-based virtual 6D phase diagnostic was developed by LANL in [9], in which following training the low-dimensional latent space of an autoencoder convolutional neural network was adaptively tuned in an unsupervised approach that could track a time-varying unknown beam's phase space based on limited available diagnostics. A systematic study then showed that this approach could extrapolate much further beyond that span of the training data than standard feed-forward based ML approaches [10]. Recently, a machine learning approach for 4D transverse phase space tomography has been developed using image compression and machine learning [16], a neural network-based approach has been developed for predicting the 4D transverse emittance of space charge dominated beams using an advanced phase advance scan technique [17], 4D and 5D phase-space tomography techniques have been developed [18], 5D tomographic phase-space reconstruction methods have been studied [19].

In terms of state-of-the-art generative ML techniques, recently the first demonstration of using normalizing flow-based methods for high-dimensional phase space tomography has been developed [20] and the first demonstration of a conditional diffusion-based method has also been developed for a high-resolution (1024x1024 pixels) megapixel virtual diagnostic of the 2D LPS of the EuXFEL electron beam [21]. The utility of virtual phase space diagnostics for enabling control of charged particle beam phase space was already made clear back in 2018 when the first adaptive ML method was demonstrated at the LCLS FEL for automatic fast control of the electron beams LPS by combining a novel form of model-independent adaptive feedback [22], with neural network-based regression which could map desired 2D LPS designs directly to accelerator parameters and then adaptively tune them to zoom in on the correct accelerator settings and track them as the beam and accelerator drifted with time [23].

A major benefit of all of the neural network-based approaches described above is that trained neural networks are differentiable objects allowing for various optimization, design, and tuning studies by taking derivatives of the generated beam phase space distributions with respect to any of the model inputs.

Diffusion-based models are currently the state-of-the-art generative AI method for creating high resolution images. The diffusion approach is of gradually transforming images into analytically tractable Gaussian distributions and then teaching a neural network to denoising those images is an approach inspired by statistical thermodynamics for modeling complex distributions [24]. This approach was then further developed for the generation of high-resolution images [25-28]. Diffusion-based generative models have now become the state-of-the-art for generating high resolution images, especially when the images have a wide variety. The generative ability of diffusion-based models has made them powerful tools for a wide range of scientific applications [29], such as conditional generation of hypothetical new families of superconductors [30], for brain imaging [31], for various bioengineering applications [32], for protein structure generation [33].

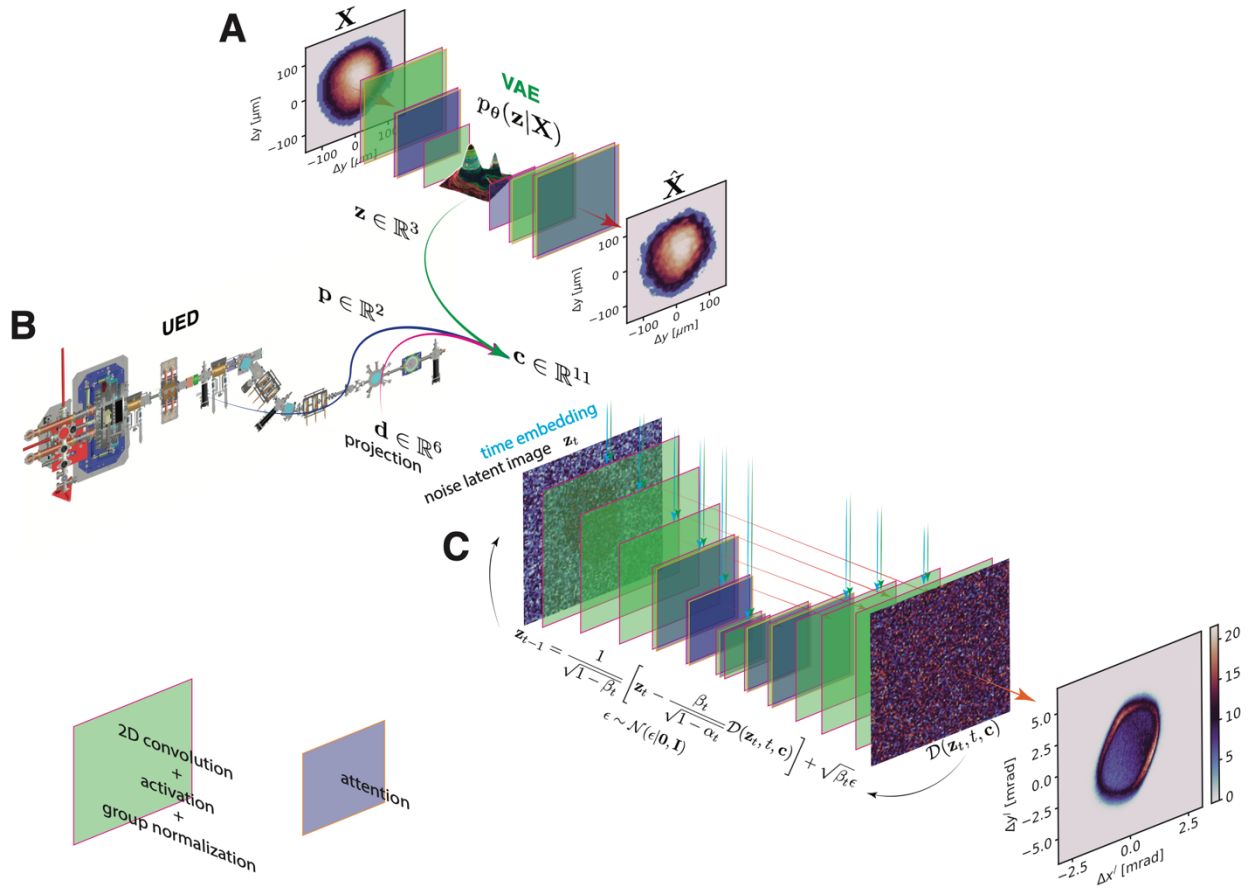


Figure 2: The overall cDVAE setup is shown. **A:** A VAE is used to encode the 2D image of the beam’s initial (x,y) distribution into a 3-dimensional latent space embedding z . **B:** The latent z is concatenated with a vector p of scalar parameters describing accelerator components and beam properties and a vector d which defines which of the 15 2D projections should be generated. **C:** An 11-dimensional conditional vector $c=[z,p,d]$ is used to guide the diffusion process to generate individual 2D projections of the beam’s 6D phase space.

cDVAE: Multimodal Conditional Diffusion Guided by VAE Latent Space

In this work, the diffusion model used in the cDVAE method is based on the denoising diffusion approach from [26], with the modification that a conditional vector is added with a time embedding to guide the diffusion process rather than generating random images from the training data. This conditional form of diffusion is similar to the work in [21], with the major generalization of this work being the use of a VAE to also embed information about measurement images, rather than just vectors of beam and accelerator parameters as was done in [21], although that work generates much higher resolution images. Here it is worth noting that the idea of conditional guidance for generative models has also been explored in a recent novel approach of utilizing conditionally guided neural networks for errant beam prognostics [34].

The scalar parameters, p , are based on measurements such as magnet power supply current and bunch charge. The images X are of experimentally measured (x,y) beam distributions at the accelerator entrance. To utilize these images in an efficient way a VAE first maps them into a low-dimensional latent vector representation z , and then the entire vector $c = [p, z]$ is used to guide the generative diffusion process. We demonstrate that conditional diffusion guided by a VAE (cDVAE) can accurately reconstruct all 15 of the unique 2D projections of a charged particle beam’s 6D phase space for the HiRES compact accelerator. The overall setup is shown in Figure 2.

The first step of this approach was the choice of latent dimension size for the VAE-based image embedding. While a higher dimensional latent space makes it much easier for the VAE to accurately reconstruct the input images, a lower-dimensional latent space enables much faster adaptive iteration when tracking unknown time-varying initial beam conditions in the unsupervised application mode of the approach and lower dimensional latent embeddings are also easier to interpret. Previous studies of latent space dimension vs reconstruction accuracy have shown that for the HiRES UED initial condition beam (x,y) data, increasing the latent dimension beyond 2D quickly shows diminishing results [10]. Therefore, for this work a $n_z=3D$ VAE latent space was chosen to slightly increase reconstruction accuracy while maintaining easy latent space visualization and interpretability. The VAE was then trained on a mixture of experimentally measured initial beam (x,y) distributions from the HiRES UED as well as synthetically generated images which were constructed based on random combinations of the PCA components learned from the experimentally measured beams and their rotations, as previously discussed in [15]. A demonstration of the VAE’s capabilities on 10 random training and 10 random test data images is shown in Figure 3. As expected, the model performs better on the training data, but captures all of the important features in the test data as well with most of the error coming from fine texture-like details.

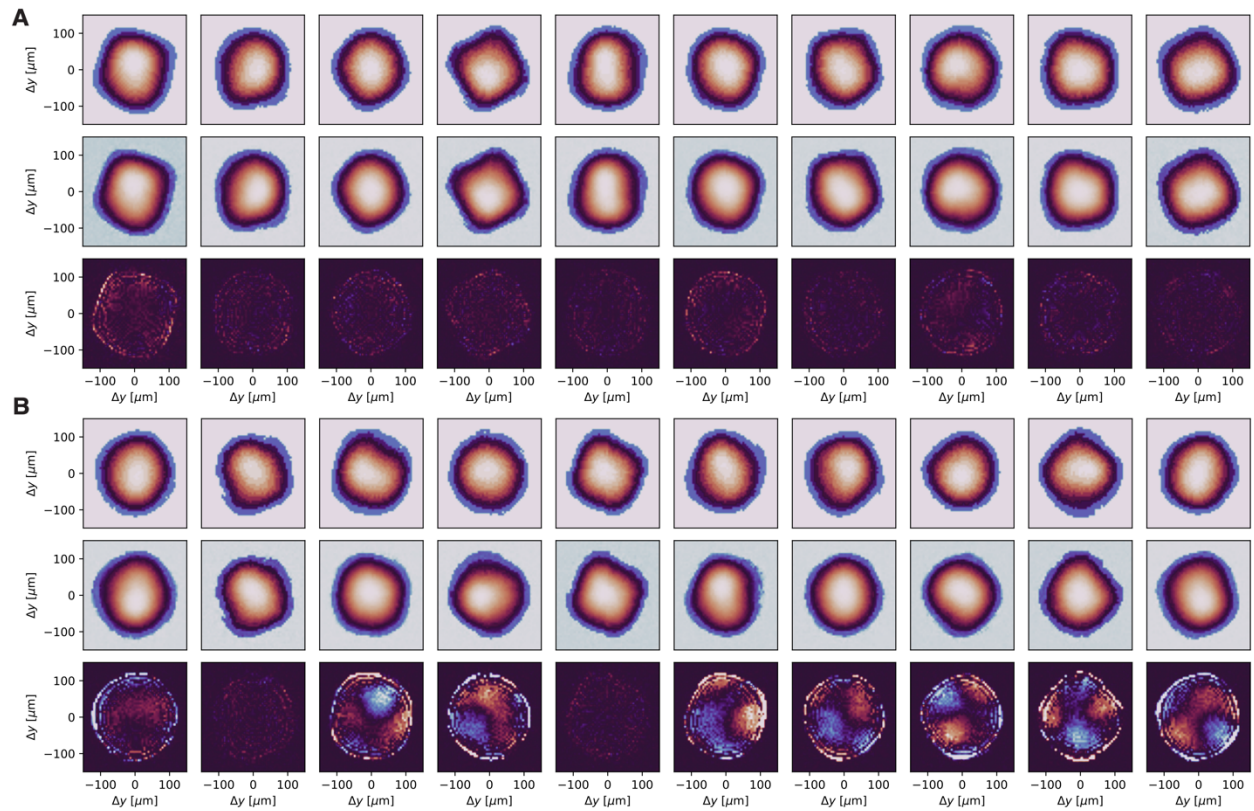


Figure 3: VAE-based reconstructions of 10 randomly chosen initial beam distributions from the training data are shown in (A) relative to 10 randomly chosen test data distributions in (B). The model is definitely more accurate on the training data, but is also shown to capture all of the important features of the test data, missing only fine texture-like details.

The next important choice is to decide how to condition the diffusion-based model for generating the virtual predictions of the beam’s 6D phase space via 2D projections downstream in the HiRES accelerator. Naively the most simple approach might be to define the conditional vector c as simply $c=[z, p]$, a combination of the image embedding z and the accelerator/beam scalars embedding p . In this case the diffusion model would then generate all 15 projections of the beam’s phase space as a single 256×256 pixel image with 15 channels, resulting in a $[256, 256, 15]$ tensor, which is a very large object. This approach was found to be very slow to converge as the various channels of the generated object bleed over into each other and make it more difficult for the diffusion UNet to disentangle the various phase space projections




Figure 4: The top 3x15 grid shows generated and true phase space projections and their difference when conditioning which of the 15 projections should be generated by 15 numbers evenly distributed between 0 and 1. The bottom 3x15 grid shows the same information when conditioning with one-hot encoded orthogonal vectors.

The model was found to work much better if an additional conditional vector was introduced, \mathbf{d} , which defined which of the 15 projections the diffusion model should generate, so that the diffusion model at any time only has to generate $[256,256,1]$ -sized tensors based on a conditional input which encodes which of the beam's 15 2D projections should be generated according to $\mathbf{c}=[\mathbf{z}, \mathbf{p}, \mathbf{d}]$. One example of this generative process, creating all 15 projections of a beam's 6D phase space for a test object, relative to the true answers, is shown in Figure 5.

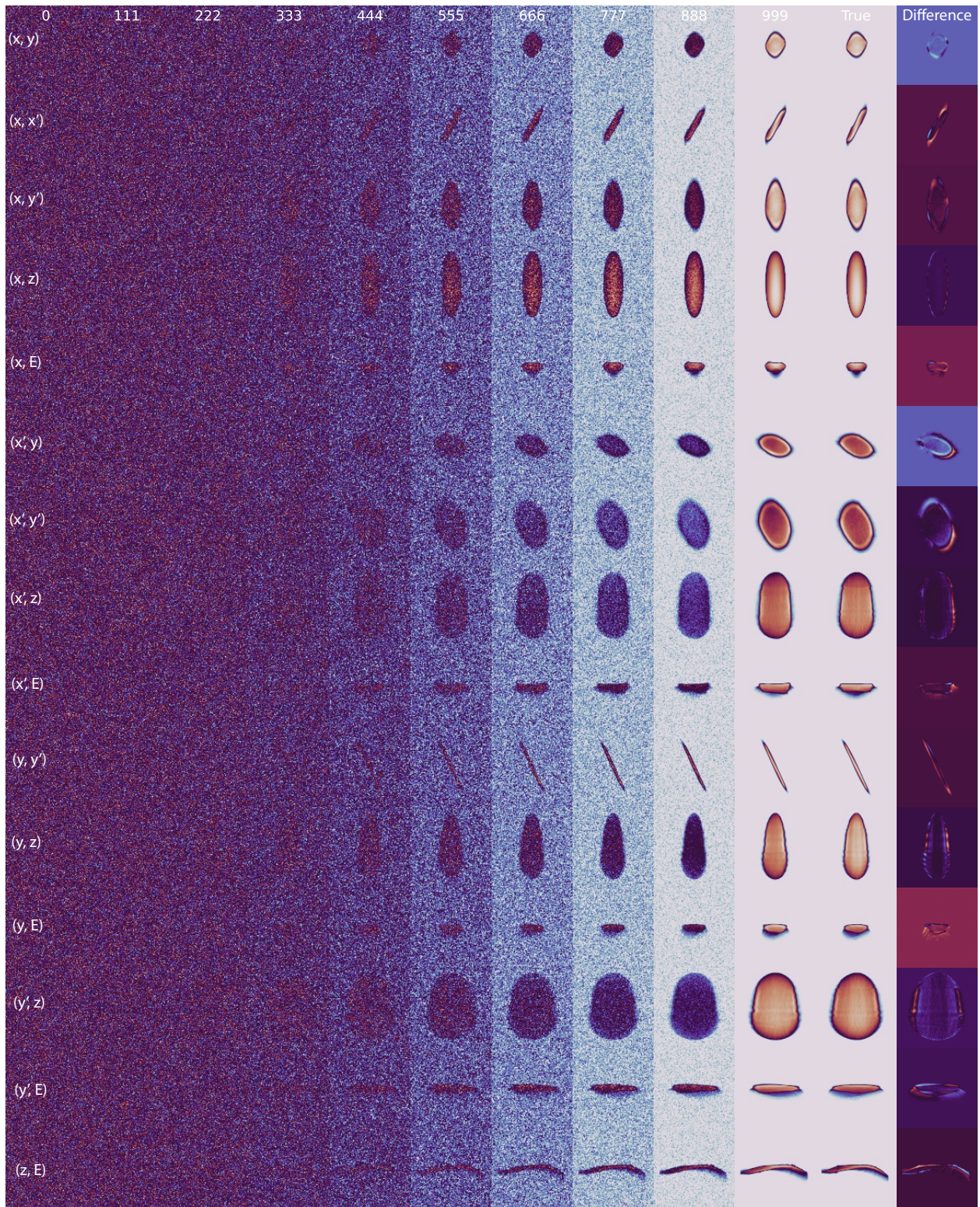


Figure 5: Every 111th step of the conditional diffusion process is shown generating all 15 projections of a beam's 6D phase space. The generated images are then compared to the true images and their difference is shown.

References

- [1] A. A. Lutman, et al. "Fresh-slice multicolour X-ray free-electron lasers." *Nature Photonics* 10.11 (2016): 745-750.
- [2] A. Malyzhenkov, et al. "Single-and two-color attosecond hard x-ray free-electron laser pulses with nonlinear compression." *Physical Review Research* 2.4 (2020): 042018.
- [3] W. Decking, et al. "A MHz-repetition-rate hard X-ray free-electron laser driven by a superconducting linear accelerator." *Nature photonics* 14.6 (2020): 391-397.
- [4] V. Yakimenko, et al. "FACET-II facility for advanced accelerator experimental tests." *Physical Review Accelerators and Beams* 22.10 (2019): 101301.
- [5] E. Adli, et al. "Acceleration of electrons in the plasma wakefield of a proton bunch." *Nature* 561.7723 (2018): 363-367.
- [6] I. Hofmann, A. Oeftiger, and O. Boine-Frankenheim. "Self-consistent long-term dynamics of space charge driven resonances in 2D and 3D." *Physical Review Accelerators and Beams* 24.2 (2021): 024201.
- [7] A. Oeftiger, et al. "Simulation study of the space charge limit in heavy-ion synchrotrons." *Physical Review Accelerators and Beams* 25.5 (2022): 054402.
- [8] B. Cathey, et al. "First six-dimensional phase space measurement of an accelerator beam." *Physical review letters* 121.6 (2018): 064804.
- [9] A. Scheinker. "Adaptive machine learning for time-varying systems: low dimensional latent space tuning." *Journal of Instrumentation* 16.10 (2021): P10008.
- [10] A. Scheinker, F. Cropp, and D. Filippetto. "Adaptive autoencoder latent space tuning for more robust machine learning beyond the training set for six-dimensional phase space diagnostics of a time-varying ultrafast electron-diffraction compact accelerator." *Physical Review E* 107.4 (2023): 045302.
- [11] A. Scheinker and S. Gessner. "Adaptive method for electron bunch profile prediction." *Physical Review Special Topics—Accelerators and Beams* 18.10 (2015): 102801.
- [12] C. Emma, et al. "Machine learning-based longitudinal phase space prediction of particle accelerators." *Physical Review Accelerators and Beams* 21.11 (2018): 112802.
- [13] A. Hanuka, et al. "Accurate and confident prediction of electron beam longitudinal properties using spectral virtual diagnostics." *Scientific Reports* 11.1 (2021): 2945.
- [14] J. Zhu, et al. "High-fidelity prediction of megapixel longitudinal phase-space images of electron beams using encoder-decoder neural networks." *Physical Review Applied* 16.2 (2021): 024005.
- [15] A. Scheinker, et al. "An adaptive approach to machine learning for compact particle accelerators." *Scientific reports* 11.1 (2021): 19187.
- [16] A. Wolski, et al. "Transverse phase space tomography in an accelerator test facility using image compression and machine learning." *Physical Review Accelerators and Beams* 25.12 (2022): 122803.
- [17] F. Mayet, et al. "Predicting the transverse emittance of space charge dominated beams using the phase advance scan technique and a fully connected neural network." *Physical Review Accelerators and Beams* 25, no. 9 (2022): 094601.
- [18] B. S. Schmidt, B. S., et al. "4D and 5D phase-space tomography using slowing-down physics regularization." *Nuclear Fusion* 63.7 (2023): 076016.
- [19] S. Jaster-Merz, et al. "5D tomographic phase-space reconstruction of particle bunches." *Physical Review Accelerators and Beams* 27.7 (2024): 072801.
- [20] A. Hoover and J. C. Wong. "High-dimensional maximum-entropy phase space tomography using normalizing flows." *arXiv preprint arXiv:2406.00236* (2024).
<https://arxiv.org/pdf/2406.00236v2>
- [21] A. Scheinker. "Conditional Guided Generative Diffusion for Particle Accelerator Beam Diagnostics." *arXiv preprint arXiv:2407.10693* (2024).
<https://arxiv.org/pdf/2407.10693>
- [22] A. Scheinker, Miroslav Krstic. "Minimum-seeking for CLFs: Universal semiglobally stabilizing feedback under unknown control directions." *IEEE Transactions on Automatic Control* 58.5 (2012): 1107-1122.

- [23] A. Scheinker, et al. "Demonstration of model-independent control of the longitudinal phase space of electron beams in the linac-coherent light source with femtosecond resolution." *Physical review letters* 121.4 (2018): 044801.
- [24] J. Sohl-Dickstein, et al. "Deep unsupervised learning using nonequilibrium thermodynamics." *International conference on machine learning*. PMLR, 2015.
- [25] Ho, Jonathan, Ajay Jain, and Pieter Abbeel. "Denoising diffusion probabilistic models." *Advances in neural information processing systems* 33 (2020): 6840-6851.
- [26] Song, Jiaming, Chenlin Meng, and Stefano Ermon. "Denoising diffusion implicit models." *arXiv preprint arXiv:2010.02502* (2020).
- [27] Nichol, Alexander Quinn, and Prafulla Dhariwal. "Improved denoising diffusion probabilistic models." *International conference on machine learning*. PMLR, 2021.
- [28] Karras, Tero, et al. "Elucidating the design space of diffusion-based generative models." *Advances in neural information processing systems* 35 (2022): 26565-26577.
- [29] Yang, Ling, et al. "Diffusion models: A comprehensive survey of methods and applications." *ACM Computing Surveys* 56.4 (2023): 1-39.
- [30] Yuan, Samuel, and S. V. Dordevic. "Diffusion models for conditional generation of hypothetical new families of superconductors." *Scientific Reports* 14.1 (2024): 10275.
- [31] Pinaya, Walter HL, et al. "Brain imaging generation with latent diffusion models." *MICCAI Workshop on Deep Generative Models*. Cham: Springer Nature Switzerland, 2022.
- [32] Guo, Zhiye, et al. "Diffusion models in bioinformatics and computational biology." *Nature reviews bioengineering* 2.2 (2024): 136-154.
- [33] Wu, Kevin E., et al. "Protein structure generation via folding diffusion." *Nature communications* 15.1 (2024): 1059.
- [34] K. Rajput, et al. "Robust errant beam prognostics with conditional modeling for particle accelerators." *Machine Learning: Science and Technology* 5.1 (2024): 015044.