

# Privacy-preserving Fuzzy Name Matching for Sharing Financial Intelligence

Harsh Kasyap<sup>1,2</sup>, Ugur Ilker Atmaca<sup>1,2</sup>, Carsten Maple<sup>1,2</sup> \*, Graham Cormode<sup>1,2</sup>, and Jiancong He<sup>3</sup>

<sup>1</sup> The Alan Turing Institute London, UK  
{hkasyap, uatmaca}@turing.ac.uk

<sup>2</sup> University of Warwick, UK  
{cm, g.cormode}@warwick.ac.uk

<sup>3</sup> The Hongkong and Shanghai Banking Corporation Limited (HSBC), China  
winston.j.c.he@uni-heidelberg.de

**Abstract.** Financial institutions rely on data for many operations, including a need to drive efficiency, enhance services and prevent financial crime. Data sharing across an organisation or between institutions can facilitate rapid, evidence-based decision-making, including identifying money laundering and fraud. However, modern data privacy regulations impose restrictions on data sharing. For this reason, privacy-enhancing technologies are being increasingly employed to allow organisations to derive shared intelligence while ensuring regulatory compliance.

This paper examines the case in which regulatory restrictions mean a party cannot share data on accounts of interest with another (internal or external) party to determine individuals that hold accounts in both datasets. The names of account holders may be recorded differently in each dataset. We introduce a novel privacy-preserving scheme for fuzzy name matching across institutions, employing fully homomorphic encryption over MinHash signatures. The efficiency of the proposed scheme is enhanced using a clustering mechanism. Our scheme ensures privacy by only revealing the possibility of a potential match to the querying party. The practicality and effectiveness are evaluated using different datasets, and compared against state-of-the-art schemes. It takes around 100 and 1000 seconds to search 1000 names from 10k and 100k names, respectively, meeting the requirements of financial institutions. Furthermore, it exhibits significant performance improvement in reducing communication overhead by 30–300 times.

**Keywords:** Financial Crime · Entity Resolution · Fuzzy Name Matching · Private Data Sharing · Homomorphic Encryption · Clustering

## 1 Introduction

Financial crime is a significant threat to global safety and security. According to the Credit Industry Fraud Avoidance System (CIFAS), over 200,000 fraud

---

\* First three authors have equal contributions.

cases were recorded in the UK’s National Fraud Database during the first half of 2024, with a 15% increase compared to the same period in 2023 [15]. The United Nations Office on Drugs and Crime estimates that the annual amount of money laundered worldwide ranges from 2% to 5% of global GDP, which is 800 billion to 2 trillion US dollars [42]. When a suspicious transaction or pattern is detected by a bank, the activity and associated accounts are typically reported to the bank’s Financial Intelligence Unit (FIU) after an initial investigation [16]. If the FIU determines that the activity is suspicious and potentially linked to a financial crime, it files a Suspicious Activity Report (SAR) [33].

The demand for timely fraud detection capabilities is increasing for banks, because the recent regulations mandate the authorized push payment fraud victims to be reimbursed within five days, with the cost shared equally between the sending and receiving payment service providers [40]. Collaborative platforms such as the UK’s Joint Money Laundering Intelligence Task Force (JMLIT) [32] and the US Financial Crimes Enforcement Network Exchange (FinCEN Exchange) [19] have been established to facilitate coordination between financial institutions, law enforcement agencies, and regulatory bodies. However, to meet the increasing regulatory demands, banks must enhance their internal financial intelligence capabilities, with a focus on early detection of suspicious activities. Advanced techniques, such as entity resolution [30], enable banks to accurately identify and link records referring to the same real-world entities across different jurisdictions while ensuring compliance with privacy regulatory requirements.

The problem of entity resolution is a challenging one, due to the lack of distinct identifiers and the potential for transcription errors. In financial services, it is common to encounter variations of customer names in different forms, including misspellings, abbreviations, inconsistent formatting of first, middle, and last names, nicknames, variations in case usage, acronyms, leading and trailing spaces, and other similar variations [3]. This can create multiple identities with different names for the same customer, which may result in extra time and research spent identifying customer accounts and corresponding risks. Furthermore, a customer could maliciously use name variations to avoid detection by fraud prevention or anti-money laundering systems [22]. Private set intersection (PSI) and fuzzy (i.e., approximate) PSI methods enable joint computation for finding exact and similar items, respectively [11,18,29,44,47].

Fuzzy PSI entails a private computation of the distance between two items. This distance is then compared to a predetermined similarity threshold to determine a match. Privacy Enhancing Technologies (PETs), such as Secure Multi-Party Computation (SMPC) or Homomorphic Encryption (HE), are commonly employed for private similarity computation [18,47]. SMPC-based approaches have been proposed for fuzzy name matching in recent studies [29,47]. However, these solutions allow both parties to learn the matching items (or some metadata), and also incur huge communication costs [11]. Furthermore, existing solutions tend to prioritize recall, while precision can be of greater significance in the financial context. A high precision means that the matching results are mostly correct, indicating fewer false positives. This is crucial when a mismatch

cost is high in financial contexts, as mistakenly linking two different individuals could lead to serious errors, indirectly resulting in significant reputational harm.

HE-based approaches can ensure the privacy of sensitive information throughout the entire operation. This makes HE particularly attractive for cross-border financial data-sharing use cases, subject to diverse data privacy regulations. HE simplifies compliance with these regulations by eliminating the need to decrypt data, even during processing [5,10,11,46,44]. However, a vital aspect to consider is the increasing computation cost, which introduces challenges in deploying HE-based approaches. HE-based solutions presented thus far [18] have primarily utilised additive homomorphic encryption such as Paillier HE, based on the Decisional Composite Residuosity problem [34]. However, recent advancements in HE has shifted focus to fully homomorphic encryption (FHE) based on lattice-based cryptography, such as CKKS (Cheon-Kim-Kim-Song) HE, which offers enhanced quantum resistance and is more adept at handling complex operations involving real or complex numbers [14].

This paper introduces a novel privacy-preserving fuzzy name matching scheme that offers a practical solution with a formal privacy guarantee. Our scheme utilizes the cosine similarity of the signatures produced by MinHash algorithm (Section 2), within the context of CKKS HE. Cosine similarity is preferred over other similarity metrics because of its independence over the length of records. Further, we utilise clustering to address the computational and communication overheads associated with using HE. Clustering is implemented using cosine similarity based K-Means, in offline on the responder side. Clustering *significantly* reduces the search time, as the encrypted search operation is performed column-wise. A column has one element from each cluster, which is reduced to a single name from the closest cluster before performing a similarity check. It can also be parallelized, as operations over columns are independent. The querier only learns the possibility of a potential match, without even learning the closeness. Thus, the scheme achieves perfect privacy. We present the implementation of the proposed scheme to validate its practicality for processing up to 1 million records. It has also been scaled for *m-to-n* unbalanced searching ( $m \ll n$ ), using batching in HE, which results in only a partial increase (not linear) in computational and communication overheads. Clustering reduces memory consumption due to the column-wise operations in the encrypted domain, and also reduces communication overhead by a huge margin. For example, HE-based similarity search incurs 314GB of communication overhead if 100 names are searched serially (without clustering) from a million names, since all the similarity results are returned in the encrypted domain. Clustering reduces the overhead by orders of magnitude to 1-2GB. While clustering brings a drop in recall by a small amount, it preserves perfect precision. The key contributions of this paper are as follows:

- We propose a novel privacy-preserving fuzzy name matching scheme by computing encrypted cosine similarities using CKKS encryption over MinHash signatures of names. It allows learning of a potential match only to the querying party, without revealing any other information to either party.

- We enhance the practicality of the scheme by integrating clustering based on cosine similarity. It reduces the search space and facilitates quicker matching by performing column-wise operations. Further, it significantly reduces the computation and communication overheads.
- Evaluation of the scheme is presented in terms of accuracy, privacy and performance through implementation over different datasets and settings. The empirical results, alongside our theoretical analysis, demonstrate the efficacy of the proposed solution.

## 2 Background and Related work

**MinHash.** MinHash is particularly effective for estimating similarities between sets in high-dimensional spaces. It uses a random permutation function  $\pi$ , which maps a universal set  $\Omega$  onto itself. Given a specific set  $u$ , which is a subset of  $\Omega$ , MinHash applies this permutation function  $\pi$  to each element within  $u$ . The core idea of MinHash is to identify the smallest value resulting from these permutations. Formally, this is expressed as  $h_{\min}^{\pi}(u) = \min\{\pi(x) \mid x \in u\}$ , where  $h_{\min}^{\pi}(u)$  denotes the MinHash value for the set  $u$  [9]. This minimum value effectively captures a signature of the set for similarity comparisons, making MinHash a powerful tool for approximate nearest neighbor searches in large and complex datasets [48].

**Homomorphic Encryption.** Conventional encryption is vital for protecting data confidentiality while it is stored and in transit, but typically requires decryption to allow computations. In 1978, Rivest introduced the concept of homomorphism for encryption, enabling computations on encrypted data without decryption, leading to numerous research efforts in homomorphic encryption (HE) schemes [37]. Existing schemes, namely BGV [7] and BFV [8], perform arithmetic on integers, while the CKKS scheme [14] enables approximate arithmetic on real or complex numbers. The security of the CKKS scheme relies on the Ring Learning With Errors (RLWE) problem. It incorporates Gaussian noise primarily in encryption and key switching. It addresses managing precision and approximation errors, particularly in operations like rescaling and encoding, which are vital to deal with to maintain the error within acceptable limits for the application. We refer to Appendix A for more details.

### 2.1 Related Work

Privacy-preserving record linkage (PRL) represents a significant and common challenge in various application fields, such as finance and healthcare [21,45]. The earlier techniques primarily focused on identifying records with the same identifiers across different datasets, known as PSI [20]. A range of protocols have been developed for PSI, including circuit-based protocols [35,12], oblivious polynomial evaluation enabled by homomorphic encryption for enhanced security and privacy [10,13,25], key agreement [27], and Bloom filters [17]. However, traditional PSI protocols typically lack the functionality to identify similar but not

identical records. Such similarities often arise from data capture errors, particularly in genomics, surveillance, and finance.

Fuzzy PSI protocols are formed by employing a ‘closeness function’ to assess the degree of similarity between records. Cryptographic techniques like HE [5] or SMPC [26] are integrated to ensure privacy. A predetermined distance threshold is commonly incorporated to assess the degree of similarity between the records [11]. Uzun et al. [44] developed a protocol for computing private intersections of biometric data with sublinear communication scalability as dataset sizes increase, mainly for real-time surveillance scenarios. However, these techniques also consider identifiers (labels) associated with data. Thus, they fall in the category of fuzzy labeled PSI (FLPSI). They also have a high communication complexity of  $\mathcal{O}(n^2)$ , given  $n$  elements, held with both parties. Further, the sub-protocol in [11] reveals both parties’ inputs when matched, revealing the result in pairs rather than only to the querier. These are based on Hamming distance-aware FLPSI, while our use case is suitable for cosine similarity distance metric.

Fuzzy PSI protocols typically involve two primary phases: blocking and matching [28,47], where the HE-based evaluation is employed for the matching phase. For blocking, LSH approaches are most often used for their ability to incorporate a numeric representation of a record [23]. Unlike traditional hash functions, LSH aims to hash similar inputs into the same hash value, encouraging collisions such as grouping all similar names into one single digest value or into lists of digests that share common elements [1,29]. However, there is a potential risk if LSH hashes expose private information about the input data, as highlighted by Turati et al. [41]. Thus, LSH hashes are commonly processed using a privacy-preserving mechanism in the matching phase of PSI protocols [47]. Our approach not only ensures compliance with stringent privacy regulations in finance but also balances the need for high precision and recall, thereby reducing false positives and enhancing data utility.

### 3 Problem Definition

**Problem Statement.** Consider two distinct private datasets managed by separate organisations  $A$  and  $B$ . Each record in both datasets represents an individual (or object) identified by their name and additional information such as date of birth. While these datasets may contain information about the same individuals, they might contain errors due to misrecording or intentional manipulation, resulting in inaccuracies. The objective of this study is to find a potential match for a record ( $r_i^A$ ) from  $A$  in all the records of  $B$ . The potential match is decided using a similarity function. Given records  $r_i^A$  and  $r_i^B$ , let a similarity function be  $\text{Sim}(r_i^A, r_i^B) \rightarrow [0, 1]$  and a threshold value  $\tau > 0$ . Then the matching function returns a match if  $\text{Sim} \geq \tau$ . It should ensure that no additional information is disclosed to either organisation, apart from the possibility of a potential match.

**Threat Model.** This study assumes that the system’s security is adequately safeguarded against external threats. The proposed approach primarily addresses internal privacy concerns between  $A$  and  $B$ . Thus, we consider a semi-honest (i.e.,

honest-but-curious) threat model where participating entities comply with the steps of the scheme and do not corrupt their inputs, yet they may attempt to gather/infer as much information as possible without deviating from or altering any aspect of the scheme [31,36]. Both branches execute the protocol using identical pre-processing steps and parameters for their respective local data repositories. The scheme enables that only the querying party gains insights from the similarity evaluation, while ensuring that the responding party does not acquire any information regarding the queries or the respective evaluation results. The querying party should also not be able to infer anything more than learning a potential match.

## 4 Proposed Scheme

This section details the proposed scheme for privacy-preserving fuzzy name matching. We begin by describing the system architecture and providing a clear understanding of its foundation. Then, we detail the steps, encompassing local data preprocessing, the derivation of MinHash signatures, private similarity measurement, and adjustments for the system’s viable real-world implementation.

**Overview.** Fig. 1 demonstrates our proposed system architecture with two organisations,  $A$  and  $B$ . Both of them have their own private data lake. In this way, they develop their own private list of suspect individuals, which includes their name and additional information like date of birth. Since MinHash preserves the pattern of names,  $A$  and  $B$  encode names using MinHash and generate signatures.  $A$  is now looking for a possible match in organisation  $B$ .  $A$  normalises the generated MinHash signatures (to query) and then employs CKKS encryption to securely share it with  $B$ .  $B$  computes the dot product with the received encrypted query from  $A$  with all the normalised MinHash signatures held by  $B$ , serially. It should be noted that the dot product (sum of component-wise products) is a supported operation in fully homomorphic encryption. Here, the dot product between two normalised vectors represents the cosine similarity between them. Finally,  $A$  receives back the encrypted similarity result and decrypts it to determine whether the name is present in  $B$ ’s data lake. Now, we discuss each component in detail.

**Dataset Encoding.** The sets of shingles (i.e.,  $n$ -grams  $\{g_1, g_2, \dots, g_n\}$ ) are generated for the records in  $A$  and  $B$  which are two distinct entities. These sets contain all possible substrings of  $n$  consecutive characters, including spaces. The hash value  $h_i = H(g_i)$  for each  $g_i$  is calculated using a hash function  $H$ . Then, MinHash technique is applied to find the minimum hash value among these  $n$ -grams, which represents the MinHash signatures as  $\min(H(g_i))$ . The complete procedure can be referred to in Algorithm 2 of Appendix B.

The size of the  $n$ -gram is critical in determining the granularity of similarity detection. Here, the generated 3-grams are subject to hashing using an approximate function, such as SHA-256, to produce a unique hash value. Subsequently, a set of random permutation functions is created. Increasing the number of permutation functions enhances the precision of the resultant MinHash signa-

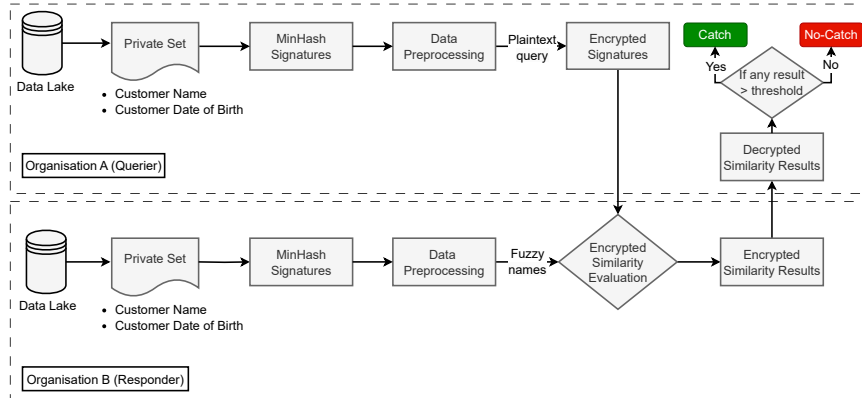


Fig. 1: Workflow of the proposed privacy-preserving fuzzy name matching.

tures. Simultaneously, this increases the size of the signatures, thereby enhancing the accuracy, but also increasing computational cost and storage requirements. Following this, a list of buckets is constructed, which serves to constrain the dimensions of the hash values. This constraint plays a pivotal role in determining the probability of hash collisions. Adjusting the maximum hash value parameter expands the range of possible hash values, lowering the probability of collisions occurring. It can be fine-tuned to balance between accuracy and computational efficiency in the hashing process. However, performing the search in an encrypted domain serially incurs high costs. Typically,  $B$  may have a huge list of names, say,  $|N_B| \approx 10^6$ . Computing and returning encrypted similarity scores for  $10^6$  names is a computation and communication-intensive task. Moreover, it will reveal the similarity scores associated with each name owned by  $B$ .

#### 4.1 Clustering-based Matching

We integrate a clustering-based approach to enhance the performance of the scheme, in terms of computation, communication, memory, and time. The responding organisation ( $B$ ) clusters its private dataset to reduce the search space for the query. The proposed clustering-based approach entails sending approximately  $\sqrt{|N_B|}$  similarity scores. It reduces both the number of comparisons and communication overhead. Algorithm 1 outlines this scheme. Assume that  $A$  has an encoded name,  $N_A$ , with which it intends to perform fuzzy name matching with  $B$ 's list of encoded names ( $N_B$ ). The following steps are executed.

1. Organisation  $B$  forms approximately  $\sqrt{|N_B|}$  (say  $k$ ) clusters of MinHash signatures, ensuring that similar encoded values are grouped together.  $B$  uses the K-means clustering algorithm, based on the cosine similarity measure. Clustering can be performed offline at  $B$  before the search operation, as described in Algorithm 3 of Appendix B. As a preprocessing step,  $B$  performs normalization and standardization of the MinHash signatures before clustering. Conceptually,

**Algorithm 1:** Private Fuzzy Name Matching

---

**Data:** Query Signature  $N_A$ , Cosine Similarity Threshold  $\tau$   
**Result:** catch (1 if match else 0)  
**Function** CompareToCentroids ( $C_k, E(\hat{N}_{As})$ );  
**begin**  
     $E(\text{sim\_scores}) \leftarrow \text{DotProduct}(C_k, E(\hat{N}_{As}))$ ;  
    Serialise and send the encrypted similarity scores  $E(\text{sim\_scores})$  of the encrypted query (normalised and scaled MinHash signature) with the centroids;  
**Function** ColumnWiseMatching ( $C, E(\hat{N}_A), E(\mathbf{S})$ );  
**begin**  
    **for** each column in  $C$  **do**  
         $E(\hat{N}_{B_{ij}}) \leftarrow \text{DotProduct}(E(\mathbf{S}), \hat{N}_{B_{column}})$ ;  $\triangleright$  This results in the encrypted name from the possible matching cluster ( $i$ ) in this column ( $j$ );  
         $E(\text{cos\_score}) \leftarrow \text{DotProduct}(E(\hat{N}_{B_{ij}}), E(\hat{N}_A))$ ;  $\triangleright$  This is an in-place dot product resulting in the cosine similarity between the encrypted name and the encrypted query;  
         $E(\text{score}) \leftarrow \text{CKKSAAdd}_{\text{const}}(E(\text{cos\_score}), -\tau)$ ;  $\triangleright$  Subtract  $\tau$ ;  
         $E(\text{score}) \leftarrow \text{CKKSMult}_{\text{const}}(E(\text{score}), r)$ ;  $\triangleright$  Multiply with random  $r \in \mathbb{Z}_p^*$ ;  
        Serialise and send  $E(\text{score})$  of the encrypted name from the matching cluster in this column and the encrypted query;  
    **begin**  
         $B$  performs clustering in offline to get clustered matrix ( $C$ ) and centroids ( $C_k$ );  
         $A$  executes the below steps online;  
         $\hat{N}_A \leftarrow \frac{N_A}{|N_A|}$ ;  $\triangleright$  Vector Normalisation;  
         $\hat{N}_{As} \leftarrow \text{StandardScaler}(\hat{N}_A)$ ;  $\triangleright$  Standardize by removing the mean and scaling to unit variance;  
         $E(\hat{N}_A) \leftarrow \text{Encrypt } \hat{N}_A$  with the public key of  $A$ ;  
         $E(\hat{N}_{As}) \leftarrow \text{Encrypt } \hat{N}_{As}$  with the public key of  $A$ ;  
         $E(\text{sim\_scores}) \leftarrow$  Sends  $E(\hat{N}_{As})$  to  $B$  to invoke the function CompareToCentroids and receive encrypted similarities scores with the centroids;  
         $\text{sim\_scores} \leftarrow$  Decrypts  $E(\text{sim\_scores})$ ;  
         $\mathbf{S} \leftarrow$  Prepares an indicator/sign (one-hot) vector with 1 for the most matching cluster and 0's for the remaining;  
         $E(\mathbf{S}) \leftarrow$  Encrypts  $\mathbf{S}$  with the public key of  $A$ ;  
         $E(\text{cos\_score}) \leftarrow$  Sends  $E(\hat{N}_A)$  and  $E(\mathbf{S})$  to  $B$  to invoke the function ColumnWiseMatching and keeps receiving encrypted cosine similarities for each column;  
         $\text{score} \leftarrow$  Decrypts  $E(\text{score})$ ;  
        catch  $\leftarrow 1$  **if any** score  $> 0$

---

we can imagine that  $B$  creates a  $k \times k$  matrix, where each row represents a distinct cluster. However, it is impractical to cluster such that  $B$  gets a perfectly square matrix. For realistic datasets and distributions, it is common that some clusters will collect a much higher number of names. Thus,  $B$  needs to pad all the clusters up to the maximum number of names in any cluster. This is all handled by the Clustering function called by Algorithm 1, executed by  $B$ .



**2.** Organisation  $A$  normalises the encoded query vector ( $\mathbf{N}_A$ ) to get  $\hat{N}_A$ . It also performs standardization to get  $\hat{N}_{As}$ . Then,  $A$  encrypts  $\mathbf{N}_A$  and  $\mathbf{N}_{As}$  using its public key. First,  $A$  sends  $E(\hat{N}_{As})$  to  $B$ , to match with centroids. This is performed by executing CompareToCentroids function of Algorithm 1.

**3.** Organisation  $B$  calculates the dot (inner) product of  $E(\hat{N}_{As})$  with all the centroids ( $\mathbf{C}_k$ ). This is an inner product between ciphertext and plaintext, as defined in Algorithm 4 of Appendix B. Thus,  $B$  calculates a vector of  $k$  similarity scores, encrypted with  $A$ 's public key, as  $E(\text{sim\_scores})$ , and sends to  $A$ .

**4.** Upon receiving the encrypted similarity scores with centroids,  $A$  decrypts to get  $\text{sim\_scores}$ . Then  $A$  prepares an indicator (sign) vector, which assigns a score of 1 to the highest matching centroid, while all other scores are set to 0. This results in a one-hot vector ( $\mathbf{S}$ ) of 0's and 1 of size  $1 \times k$ .

**5.** Organisation  $A$  encrypts  $\mathbf{S}$  with its public key and sends the encrypted indicator vector  $E(\mathbf{S})$  along with the encrypted normalised query  $E(\hat{N}_A)$  to  $B$ .

**6.** Organisation  $B$  performs column-wise operations over the matrix prepared in step 1. Each column contains one element from each cluster.  $B$  performs multiplication and addition operations to find dot/inner product between  $E(\mathbf{S})$  and a column. This is an inner product between ciphertext and plaintext, as defined in Algorithm 4. After this operation, in the encrypted domain,  $B$  gets the normalised MinHash encoded signature from the matching cluster (represented by 1 in the encrypted indicator vector). Since the result is encrypted by the public key of  $A$ ,  $B$  does not learn about the position (cluster/row) of the name. For instance,

$$E([0, 0, 1, 0, 0]) \times \begin{bmatrix} \hat{N}_{B11} \\ \hat{N}_{B12} \\ \hat{N}_{B13} \\ \hat{N}_{B14} \\ \hat{N}_{B15} \end{bmatrix} = E([\hat{N}_{B13}])$$

where  $\hat{N}_{B13}$  represents the third name from the first column.

**7.**  $B$  finds the dot product of the output from the previous step to  $E(\hat{N}_A)$ . This is an inner product between ciphertext and ciphertext, as defined in Algorithm 4. This represents the encrypted cosine similarity  $E(\text{cos\_score})$  between the querying name and the name from the matching cluster in this column.

**8.**  $B$  subtracts the threshold ( $\tau$ ) from the  $E(\text{cos\_score})$  and multiplies it with a random number ( $r \in \mathbb{Z}_p^*$ ) to get  $E(\text{score})$ . Then,  $B$  sends  $E(\text{score})$  to  $A$  for each column. Thus, the cosine similarities above the threshold remain positive, and others remain negative, after subtracting  $\tau$ . Also, since every score is multiplied by a different random number, no relation is preserved among the distribution of scores. Steps 6-8 can be referred to in the ColumnWiseMatching function of Algorithm 1.

**9.** Organisation  $A$  receives  $E(\text{score})$  and decrypts it with its secret key. If the score is positive, then it can be considered as a potential approximate match present with  $B$ .

In this way,  $A$  and  $B$  execute the above steps for privacy-preserving fuzzy name matching. After executing this protocol,  $A$  only learns whether there exists

a potential match or not. These similarity results do not reveal any closeness to the query. Meanwhile,  $B$  does not learn anything throughout the whole process, neither about the query nor the response.

A novel feature of our scheme is that  $A$  does not need to wait until it receives all scores from  $B$ . There is a high probability that it may get a match (if it exists) from the results received only for a few columns. Hence, it can be understood that padding does not impact the performance of other (smaller) clusters. As we see empirically, it is common that 80-90% of names are covered in only half of the columns. The remaining half only includes 5-10% of names from one or two clusters with larger sizes. In summary, the proposed scheme provides secure, private, efficient, fuzzy name matching based on fully homomorphic encryption. We refer to Appendix C for theoretical (privacy and correctness) analysis.

## 5 Experimental Study

This section evaluates the proposed privacy-preserving fuzzy name matching scheme over different datasets with multiple name encoding and clustering settings. The scheme has been empirically evaluated both for accuracy and performance measures. The implementation of the proposed scheme uses a Python library TenSEAL<sup>4</sup>, supporting homomorphic operations over tensors, including addition, and multiplication. These are supported as in-place operations, saving memory and time. It also supports batching, which enables packing multiple plaintexts in one ciphertext, enabling parallelization and significantly improving the performance. TenSEAL also has an implementation for serialization and deserialization, which helps evaluate the real-time communication cost.

**Parameters.** It includes setting the parameters for data encoding, clustering and CKKS HE in TenSEAL. For data encoding, we configure (1) `shingle_size`: the granularity of similarity depends on this; (2) `num_permutations`: length of encoding, and a large number produces a more accurate encoding; however, it also increases the computational and communication overheads associated; (3) `max_hash`: the size of the hash values is bound by this, which also affects the likelihood of hash collisions. For evaluation, (1) `shingle_size` is set to 3, based on the existing studies; (2) `num_permutations` as 50, 100 and 200; (3) `max_hash` is set to 20-bit hash values, which is a large space to avoid collisions.

For clustering, we set the number of clusters close to the square root of the number of samples held by the responder. However, we investigate the impact with varying numbers of clusters. The number of iterations is set to 20. Before clustering, we do preprocessing: Normalization ( $\hat{N} \leftarrow \frac{N}{\|N\|}$ ) followed by Standardization using StandardScaler<sup>5</sup> package.

For CKKS, we configure (1) scaling factor: which defines the precision of encoding for the binary representation; (2) polynomial modulus degree: a larger degree has higher security but increased computation and communication; (3)

<sup>4</sup> <https://github.com/OpenMined/TenSEAL>

<sup>5</sup> <https://scikit-learn.org/stable/modules/preprocessing.html>

coefficient modulus sizes: a list of primes indicating the level of multiplication supported. For evaluation, (1) scaling factor is set as  $2^{40}$ ; (2) polynomial modulus degree as 8192; and (3) coefficient modulus sizes as [60, 40, 40, 60].

**Datasets.** The experiment is conducted using three datasets, North Carolina Voter Registration (NCVR) [39], library catalogue datasets [6,38] and US Census [43]. The details of datasets can be referred to in Appendix D.

**Compared Approaches.** We consider state-of-the-art approaches for fuzzy private record linkage, HE-based [18], and SMPC-based [29,47] for comparison. However, our requirement is not a private fuzzy linkage but an unbalanced private fuzzy search. Thus, we compare in approximately similar settings.

**Evaluation metrics.** We measure the computation and communication costs to evaluate the practicality of the scheme. In terms of search efficiency, accuracy measures the overall correctness of the classifier by calculating the ratio of correct predictions against the total number of predictions made. Complementing accuracy, recall focuses on the classifier’s capability to accurately identify positive instances out of all actual positive cases. Precision emphasises the accuracy of positive predictions made by the classifier. The F1 Score synthesises these metrics using a harmonised mean that effectively balances precision and recall. The sensitivity analysis is also conducted to observe the efficiency in handling increasing fuzziness in the records measured by Levenshtein distances.

## 5.1 Results and Discussion

**Accuracy Evaluation.** We study the search efficiency of the proposed scheme and report the accuracy, precision, recall and F1-score under different settings. First, we perform an experiment to select a threshold for a cosine similarity score. Fig. 2 demonstrates the performance with varying cosine similarity from 0.5 to 0.95 on the NCVR dataset. It can be observed that recall is approximately 1 for threshold 0.65, but precision is near to 0. Recall and precision are nearly the same, from 0.8 to 0.9, while accuracy is also nearly the same at 0.9. However, recall drops when the threshold is 0.95. Thus, we chose 0.9 as the threshold for the remaining experiments.

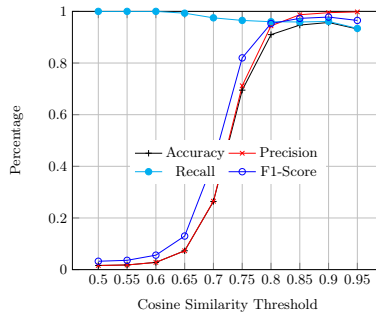


Fig. 2: Varying cosine similarity threshold.

Table 1: Stepwise Computation and Communication Evaluation.

Step 1	Step 2 ( <i>A to B</i> )			Step 3 ( <i>B to A</i> )			Step 4-5 ( <i>A to B</i> )			Step 6-8 ( <i>B to A</i> )			Step 9
PT (s)	PT (s)	CC (MB)	CT (s)	PT (s)	CC (MB)	CT (s)	PT (s)	CC (MB)	CT (s)	PT (s)	CC (KB)	CT (s)	PT (s)
6.08	0.562	89.1	0.01	0.968	15.7	0.001	0.144	22.3 + 22.3	0.002	0.26	175	0.0002	0.0003

PT: Local Processing Time; CC and CT: Communication Cost and Time over LAN.

Table 2: Computation and Communication Cost Analysis with varying settings.

data size	clusters	total cols	first round	time/col	memory	enc_msg	enc_msg	sim_cent	sign_vec	comm/col
			secs	secs	GB	first round	MB	MB	MB	
10K	0			97	0.4					3.14 GB
	50	308	1.53	0.26	6.63	89.1 MB	22.3	15.7	22.3	175 KB
	100	213	7.66	0.51	12.75			31.4	44.6	
	150	154	15.6	0.75	18.88			47.1	66.9	
	200	125	21.5	1	25			62.8	89.1	
0			986	1.2						
100K	50	4206	1.53	0.26	6.63	89.1 MB	22.3	15.7	22.3	175 KB
	100	2544	7.66	0.51	12.75			31.4	44.6	
	200	1769	21.5	1	25			62.8	89.1	
	400	1173	229.22	2.21	50			126	178	
	0			9945	6					
1000K	50	45,619	1.53	0.26	6.63	89.1 MB	22.3	15.7	22.3	175 KB
	100	37,310	7.66	0.51	12.75			31.4	44.6	
	500	14,348	304.99	2.6	77.75			157	223	
	1000	4,206	-	-	-			314	446	
	0			-	-			-	-	

first round (Step 2-3): time for matching with centroids; time/col (Step 6-8), repeated for col (column) i.e., length of the largest cluster; enc\_msg: encrypted message of EL 200 and 50 (in Steps 2 and 5); sim\_cent: encrypted vector of similarity with centroids (in Step 3); sign\_vec: encrypted sign vector mentioning most matching cluster (in Step 5); comm/col (Step 6-8), communication cost for each col.

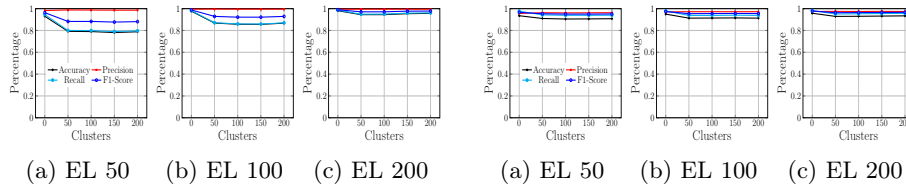


Fig. 3: Accuracy on NCVR dataset Fig. 4: Accuracy on library catalogue datasets. EL (Encoding Length).

Fig. 3 demonstrates the accuracy evaluation on the NCVR dataset under different settings. Fig. 3 (a), (b) and (c) show the performance for the 10k dataset with encoding lengths 50, 100 and 200 and a varying number of clusters. It can be observed that the performance degrades significantly with length 50 after clustering. This is because a small length of encoding does not capture sufficient information, and results in poor clustering. With increased encoding length, we observe improvement in accuracy for both precision and recall. Thus, we suggest encoding length 200 for better performance with clustering.

Fig. 4 demonstrates the accuracy evaluation on the library catalogue dataset. The performance does not vary much with different encoding lengths. Encoding length 200 shows the best performance, with almost no difference in precision and recall. This gain is observed because of longer names in the book dataset, resulting in better representation even with smaller encoding lengths.

**Performance Evaluation.** Table 1 presents the stepwise (Steps 1-9 in Section 4.1) computation and communication cost of executing our protocol. Organisa-

tion  $A$  query size is 100 and  $B$  stores 10K names. The number of clusters is set to 50. Step 1 is done offline, thus the time taken does not impact the overall search time. The latency of transferring ciphertext is negligible. Step 6–9 repeats for the length of the largest cluster. These results are reported over the NCVR dataset. However, most of these results are standard and not specific to a particular dataset; the ciphertext size depends on encoding length and the number of clusters. It is 89.1 MB in step 2, as the encoding size is 200, while it is 22.3 MB in step 5, with an encoding size of 50. The size of the sign vector in Step 5 is also 22.3 MB because, its size is 50, equal to the number of clusters.

Table 2 presents an extensive evaluation, based on various dataset settings, encoding length, and number of clusters. It presents the time, memory, computation and communication costs. The number of queries is 100. Based on accuracy evaluation, it can be observed that an encoding length of 200 is more suitable for clustering. Therefore, we use a signature of length 200 for clustering, followed by matching with centroids. Further, matching with individual signatures of the best matching clusters is done over encoding length 50. This is because accuracy is similar with different encoding lengths without clustering, and operations over smaller encoding lengths reduce computation and communication costs.

If we cluster a dataset of size 10k into 50 clusters, the maximum size of a cluster is 308. To execute the scheme, the responder ( $B$ ) finds the cosine similarities of the received encrypted query with all the centroids. It takes 1.53 seconds to find cosine similarities with 50 centroids (of length 200). The size of the encrypted query in this round is 89.1 MB. This is the same throughout the experiment, irrespective of datasets, since it is based on the encoding length of 200. Similarly, the size of the encrypted query for further matching is 22.3 MB with or without clustering, as it is based on the encoding length of 50. The size of encrypted cosine similarities with centroids from the first round is 15.7 MB, which is sent back to the querier ( $A$ ). Then,  $A$  sends the encrypted sign values to  $B$ , which is 22.3 MB. Both these sizes depend on the number of clusters. The time taken to perform the operation on each column is 0.26 seconds. This time involves operations of multiplying sign values to one column of names, adding them, and then finding cosine similarity. Then,  $B$  returns the encrypted cosine similarity score to  $A$  for each column. The size of the encrypted score is 175 KB for each column. Without clustering, communication in only sending back the result would have been 3.14 GB. Even in the worst scenario with 308 columns, it will reduce to  $175\text{KB} \times 308$ , i.e., 53.9 MB. The complete operation consumes 6.63 GB of memory. Increasing the number of clusters reduces the communication costs because of fewer columns. However, it has a higher memory requirement.

Similarly, if we cluster a dataset of 100k with 100 clusters, the maximum size of a cluster is 2544. The time taken to find the cosine similarity between the encrypted query and the centroids is 7.66 seconds. The time taken to compute each column is 0.51 seconds. The size of the encrypted score is 175 KB for each column. If no clustering had been used, the total communication involved in only sending back the result would have been 31.4 GB. Even in the worst scenario, with 2544 columns, it will reduce to  $175\text{KB} \times 2544$ , i.e., 445.2 MB. When

simulated on a single machine, the complete operation consumes 12.75 GB of memory. For a dataset of 1000k with 500 clusters, the maximum size of a cluster is 14348. If no clustering had been used, the total communication involved in only sending back the result would have been 314 GB. However, even in the worst scenario, with 14348 columns, it will reduce to  $175 \text{ KB} \times 14348$ , i.e., 2.51 GB. The complete operation consumes 77.75 GB of memory when simulated on a single machine. This demonstrates the reduction in communication cost that clustering offers. Due to higher memory requirements, it was not feasible to run experiments with 1000 clusters. In summary, it is evident that clustering not only reduces the communication cost significantly but also offers substantial computational gains. Next, we discuss the performance of clustering in terms of gain in computation.

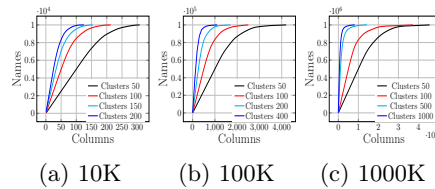


Fig. 5: Clustering coverage on NCVR dataset.

Fig. 5 demonstrates clustering done on the NCVR dataset for varying numbers of clusters over different data sizes. As shown in Table 2, for a dataset of 100K records, the time taken for linear search with 100 queries is 986 seconds. With clustering, it can be observed in Fig. 5 (b) that though the maximum number of columns with 50 clusters is 4206, more than 50% of names are covered in 1000 columns, 80% in 2000 columns and 90% in 2500 columns. As the time taken to compute on each column in the given settings is 0.26 seconds, it would take a maximum of 260 seconds to search from 50K names, 520 seconds from 80K names, and 650 seconds from 90K names.

Similarly, for a dataset of 1000K, it takes 9945 seconds to search 100 queries linearly. With clustering, the maximum number of columns with 100 clusters is 37,310, but around 80% of names are covered only in 10000 and 90% in 15000 columns, as shown in Fig. 5 (c). As the time taken to perform the operation on each column in the given settings is 0.51 seconds, it would take a maximum of 5100 and 7650 seconds to search from 800K and 900K names, respectively. It shows a significant gain in search time compared to linear search for most cases. Increasing the number of clusters increases the time for the first round and operation per column; however, a large number of clusters results in better coverage. Consequently, the maximum number of searches is covered in fewer columns. Hence, choosing the number of clusters influences the performance.

**Comparison.** We compare our scheme in terms of security, accuracy and performance to similar works in [18,29,47].

*Security:* The secure approximate string matching proposed in [18] is based on additive homomorphic encryption schemes. The security of such schemes is typically based on well-studied mathematical assumptions specific to the homomorphic property they support. Because they simplify certain aspects of HE, they also bring a trade-off with security. For example, the security of the Paillier cryptosystem is based on the Decisional Composite Residuosity Assumption. FHE schemes often rely on more advanced mathematical structures, such as lattice-based cryptography, which provides a higher level of security. SMPC-based schemes [29,47] performed private record linkage. These schemes make both parties learn about the fuzzy private set intersection, which does not fulfill the requirements for financial regulations. Moreover, they reveal the number of comparisons, which also reveal sensitive information to both parties. Thus, these approaches are not suitable from the regulatory and security perspectives.

*Accuracy comparison:* The HE-based solution in [18] discusses the effectiveness of the scheme in terms of reducing false positives. It achieves a negligible false positive rate with a match threshold of 0.8, based on their scheme. Similarly, our approach achieved a high precision of 99.5% with a matching threshold of 0.8, as shown in Fig. 2. SMPC-based schemes [29,47] consider the effectiveness of the scheme in terms of high recall. SFour [29] achieved 97.9% with  $\log(n)$  window size, and 98.6% (best) and secure PRL [47] achieved 99.97% over the NCVR dataset. Under comparable settings over 10k records, our clustering-based search has 96.1%, while linear search achieved 98.6% recall. The drop in recall is due to clustering and homomorphic error. However, our approach achieved perfect precision, which is of greater significance, in the financial context.

Table 3: Performance comparison (in one hour).

Schemes	SFour [29]	SPRL [47]	Ours (L)	Ours (C)
Records	4000	40000	33000	45000

*Performance comparison:* Our scheme’s performance cannot be directly compared to existing solutions [18,29,47] due to its focus on unbalanced privacy-preserving fuzzy search in contrast to private record linkage. Our solution aligns with regulations that prohibit the sharing of matching records with both parties. The search capability of our scheme allows for finding a match within a few seconds (or minutes), with longer search times limited to data distributions with large clusters. Our scheme requires only 175 KB of ciphertext to send a matching response per column. Table 3 compares our work in similar settings for the number of comparisons possible in an hour. It is possible to perform a private fuzzy search between two datasets with 33,000 records, using our algorithm employing linear search. With clustering, it can be scaled to 45,000. We refer to Appendix E for more results.

## 6 Conclusion

This paper explored the intersection of privacy regulations and the increasing requirement for swift data access to strengthen financial security measures. The proposed privacy-preserving fuzzy name matching scheme can be used for approximate string searching in encrypted settings. It preserves the privacy of the query, including the private dataset of the responding organisation. The proposed scheme utilised MinHash signatures with CKKS encryption, which has been proven semantically secure in semi-honest settings. Longer encoding provided better accuracy, but increased communication and computational overheads. Clustering is integrated to reduce the search space and enhance performance. It also reduced the search time, as the results are returned column-wise. While clustering maintains precision, it does bring a drop in recall. This gives an opportunity for future work to minimize this recall drop.

## References

1. Adir, A., Aharoni, E., Drucker, N., Kushnir, E., Masalha, R., Mirkin, M., Soceanu, O.: Privacy-preserving record linkage using local sensitive hash and private set intersection. In: International Conference on Applied Cryptography and Network Security. pp. 398–424. Springer (2022)
2. Agrawal, R., Ahn, J.H., Bergamaschi, F., Cammarota, R., Cheon, J.H., DM de Souza, F., Gong, H., Kang, M., Kim, D., Kim, J., et al.: High-precision rns-ckks on fixed but smaller word-size architectures: theory and application. In: Proceedings of the 11th Workshop on Encrypted Computing & Applied Homomorphic Cryptography. pp. 23–34 (2023)
3. Ansolabehere, S., Hersh, E.D.: Adgn: An algorithm for record linkage using address, date of birth, gender, and name. *Statistics and Public Policy* **4**(1), 1–10 (2017)
4. Baritel-Ruet, C.: Formal Security Proofs of Cryptographic: A necessity achieved using EasyCrypt. Ph.D. thesis, Université côte d’azur (2020)
5. Bedő, J., Conway, T., Ramchen, K., Teague, V.: Privately matching  $k$ -mers. *Cryptography ePrint Archive* (2016)
6. Bodo, B., Antal, D., Puha, Z.: Shadow library book downloads, time, location. ISBN, title **10** (2020)
7. Brakerski, Z.: Fully homomorphic encryption without modulus switching from classical gapsvp. In: Annual Cryptology Conference. pp. 868–886. Springer (2012)
8. Brakerski, Z., Vaikuntanathan, V.: Fully homomorphic encryption from ring-lwe and security for key dependent messages. In: Annual cryptology conference. pp. 505–524. Springer (2011)
9. Broder, A.Z., Glassman, S.C., Manasse, M.S., Zweig, G.: Syntactic clustering of the web. *Computer networks and ISDN systems* **29**(8-13), 1157–1166 (1997)
10. Calapodescu, I., Estehghari, S., Clier, J.: Compact fuzzy private matching using a fully-homomorphic encryption scheme (Aug 29 2017), uS Patent 9,749,128
11. Chakraborti, A., Fanti, G., Reiter, M.K.: {Distance-Aware} private set intersection. In: 32nd USENIX Security Symposium (USENIX Security 23). pp. 319–336 (2023)
12. Chandran, N., Dasgupta, N., Gupta, D., Obbattu, S.L.B., Sekar, S., Shah, A.: Efficient linear multiparty psi and extensions to circuit/quorum psi. In: Proceedings of the 2021 ACM SIGSAC Conference on Computer and Communications Security. pp. 1182–1204 (2021)



13. Chen, H., Huang, Z., Laine, K., Rindal, P.: Labeled psi from fully homomorphic encryption with malicious security. In: Proceedings of the 2018 ACM SIGSAC Conference on Computer and Communications Security. pp. 1223–1237 (2018)
14. Cheon, J.H., Kim, A., Kim, M., Song, Y.: Homomorphic encryption for arithmetic of approximate numbers. In: Advances in Cryptology–ASIACRYPT 2017: 23rd International Conference on the Theory and Applications of Cryptology and Information Security, Hong Kong, China, December 3-7, 2017, Proceedings, Part I 23. pp. 409–437. Springer (2017)
15. CIFAS: Fraudscape 2024: 6 month update (2024), <https://www.cifas.org.uk>, pioneering intelligence, analysis, and statistics to illuminate the fraud and financial crime landscape.
16. Council of Europe - Committee of Experts on the Evaluation of Anti-Money Laundering Measures and the Financing of Terrorism - (MONEYVAL): Financial intelligence units (fius). <https://www.coe.int/en/web/moneyval/implementation/fiu> (2024), accessed: 2024-10-04
17. Debnath, S.K., Dutta, R.: Secure and efficient private set intersection cardinality using bloom filter. In: International Conference on Information Security. pp. 209–226. Springer (2015)
18. Essex, A.: Secure approximate string matching for privacy-preserving record linkage. *IEEE transactions on information forensics and security* **14**(10), 2623–2632 (2019)
19. Financial Crimes Enforcement Network (FinCEN): Financial crimes enforcement network exchange. <https://www.fincen.gov/resources/financial-crime-enforcement-network-exchange> (2024), accessed: 2024-10-04
20. Freedman, M.J., Ishai, Y., Pinkas, B., Reingold, O.: Keyword search and oblivious pseudorandom functions. In: Theory of Cryptography: Second Theory of Cryptography Conference, TCC 2005, Cambridge, MA, USA, February 10-12, 2005. Proceedings 2. pp. 303–324. Springer (2005)
21. Gkoulalas-Divanis, A., Vatsalan, D., Karapiperis, D., Kantarcioglu, M.: Modern privacy-preserving record linkage techniques: An overview. *IEEE Transactions on Information Forensics and Security* **16**, 4966–4987 (2021)
22. Gupta, C.M., Kumar, D.: Identity theft: a small step towards big financial crimes. *Journal of Financial Crime* **27**(3), 897–910 (2020)
23. Gyawali, B., Anastasiou, L., Knoth, P.: Deduplication of scholarly documents using locality sensitive hashing and word embeddings. Proceedings of The 12th Language Resources and Evaluation Conference pp. 894–903 (2020)
24. Hu, J., Wang, F., Chen, K.: Faster matrix approximate homomorphic encryption. *Computer Standards & Interfaces* **87**, 103775 (2024)
25. Hu, J., Chen, J., Dai, W., Wang, H.: Fully homomorphic encryption-based protocols for enhanced private set intersection functionalities. *Cryptology ePrint Archive* (2023)
26. Indyk, P., Woodruff, D.: Polylogarithmic private approximations and efficient matching. In: Theory of Cryptography: Third Theory of Cryptography Conference, TCC 2006, New York, NY, USA, March 4-7, 2006. Proceedings 3. pp. 245–264. Springer (2006)
27. Jarecki, S., Liu, X.: Fast secure computation of set intersection. In: Security and Cryptography for Networks: 7th International Conference, SCN 2010, Amalfi, Italy, September 13-15, 2010. Proceedings 7. pp. 418–435. Springer (2010)
28. Karakasidis, A., Verykios, V.S.: Secure blocking+ secure matching= secure record linkage. *Journal of Computing Science and Engineering* **5**(3), 223–235 (2011)

29. Khurram, B., Kerschbaum, F.: Sfour: a protocol for cryptographically secure record linkage at scale. In: 2020 IEEE 36th International Conference on Data Engineering (ICDE). pp. 277–288. IEEE (2020)
30. Köpcke, H., Thor, A., Rahm, E.: Evaluation of entity resolution approaches on real-world match problems. *Proceedings of the VLDB Endowment* **3**(1-2), 484–493 (2010)
31. Lindell, Y.: Secure multiparty computation for privacy preserving data mining. In: *Encyclopedia of Data Warehousing and Mining*, pp. 1005–1009. IGI global (2005)
32. (NECC), N.E.C.C.: National economic crime centre annual report 2023-2024 (2024), <https://www.nationalcrimeagency.gov.uk/what-we-do/national-economic-crime-centre>, with contributions from public and private sector organizations
33. Network, F.C.E.: Guidance on Preparing a Complete & Sufficient Suspicious Activity Report Narrative. Financial Crimes Enforcement Network (2003)
34. Orlandi, C., Scholl, P., Yakoubov, S.: The rise of paillier: homomorphic secret sharing and public-key silent ot. In: *Advances in Cryptology–EUROCRYPT 2021: 40th Annual International Conference on the Theory and Applications of Cryptographic Techniques, Zagreb, Croatia, October 17–21, 2021, Proceedings, Part I* 40. pp. 678–708. Springer (2021)
35. Pinkas, B., Schneider, T., Weinert, C., Wieder, U.: Efficient circuit-based psi via cuckoo hashing. In: *Annual International Conference on the Theory and Applications of Cryptographic Techniques*. pp. 125–157. Springer (2018)
36. Ranbaduge, T., Vatsalan, D., Christen, P.: Clustering-based scalable indexing for multi-party privacy-preserving record linkage. In: *Pacific-Asia Conference on Knowledge Discovery and Data Mining*. pp. 549–561. Springer (2015)
37. Rivest, R.L., Adleman, L., Dertouzos, M.L., et al.: On data banks and privacy homomorphisms. *Foundations of secure computation* **4**(11), 169–180 (1978)
38. Simakis, P.: Book depository dataset (2020). <https://doi.org/10.34740/kaggle/ds/467291>, <https://www.kaggle.com/ds/467291>
39. Statistics, N.C.V.R.: <https://dl.ncsbe.gov/index.html?prefix=data/Snapshots/> (2023)
40. Sullivan, J.: App fraud: The uk’s mandatory reimbursement requirement. Thomson Reuters Institute (2024), <https://www.thomsonreuters.com/en-us/posts/investigation-fraud-and-risk/app-fraud-uk/>, accessed: 2024-10-09
41. Turati, F., Cotrini, C., Kubicek, K., Basin, D.: Locality-sensitive hashing does not guarantee privacy! attacks on google’s flocc and the minhash hierarchy system. arXiv preprint arXiv:2302.13635 (2023)
42. United Nations Office on Drugs and Crime (UNODC): Money laundering - overview. <https://www.unodc.org/unodc/en/money-laundering/overview.html> (2024), accessed: 2024-10-04
43. U.S. Census Bureau: Common surnames and given names. <https://www.census.gov/library/publications/1957/dec/common-names.html> (2023)
44. Uzun, E., Chung, S.P., Kolesnikov, V., Boldyreva, A., Lee, W.: Fuzzy labeled private set intersection with applications to private {Real-Time} biometric search. In: *30th USENIX Security Symposium (USENIX Security 21)*. pp. 911–928 (2021)
45. Vatsalan, D., Sehili, Z., Christen, P., Rahm, E.: Privacy-preserving record linkage for big data: Current approaches and research challenges. *Handbook of big data technologies* pp. 851–895 (2017)
46. Wang, X.A., Khafa, F., Luo, X., Zhang, S., Ding, Y.: A privacy-preserving fuzzy interest matching protocol for friends finding in social networks. *Soft Computing* **22**, 2517–2526 (2018)

47. Wei, R., Kerschbaum, F.: Cryptographically secure private record linkage using locality-sensitive hashing. *Proceedings of the VLDB Endowment* **17**(2), 79–91 (2023)
48. Wu, W., Li, B., Chen, L., Gao, J., Zhang, C.: A review for weighted minhash algorithms. *IEEE Transactions on Knowledge and Data Engineering* **34**(6), 2553–2573 (2020)

## A Homomorphic Encryption (HE)

Formally, let the quotient ring be defined as  $R_Q = \mathbb{Z}_Q[X^N + 1]$ , where  $Q$  represents a substantially large modulus integer and  $N$  signifies a degree which is a power of two. This is the polynomial degree over which the CKKS scheme operates. In this context,  $Q$  undergoes decomposition into the product of smaller, pairwise co-prime moduli, represented as  $Q = \prod_{i=0}^L q_i$ , where each  $q_i$  is one of these smaller moduli. Consequently, this allows for a polynomial  $a$  to be represented in the Residue Number System as  $a = ([a]_{q_0}, \dots, [a]_{q_i}) \in \prod_{i=0}^L R_{q_i}$ , where each component is defined as:  $[a]_{q_i} = a_0 + a_1X + \dots + a_{N-1}X^{N-1} \in R_{q_i}$ .

*Key Generation:* The secret key  $sk$  is constructed by selecting a key  $s$  sampled from a distribution  $\chi_{\text{key}}$  over  $R$ . The public key is then formed as a pair  $pk = (b, a) \in R_Q^2 P$ , where  $b$  is calculated using the equation  $b = -a \cdot s + e$ , and  $e$  represents the error polynomial from a Gaussian distribution.

*Encryption and Decryption:* To encode a vector of up to  $N/2$  real numbers, a plaintext polynomial  $m$  with  $N$  coefficients modulo  $Q$  is used. The plaintext message is then encrypted to produce a ciphertext  $ct = (ct_0, ct_1) \in R_Q^2 P$ . The decryption process retrieves the original message as  $m' = ct_0 + ct_1 \cdot s \pmod Q$ , which approximates the original message, represented as  $m' \approx m$ . The error introduced during encryption is small and controlled, ensuring that the decrypted message remains a close approximation to the original plaintext.

*Addition (CKKSAdd):* Given two ciphertexts  $ct = (c_0, c_1)$  and  $ct' = (c'_0, c'_1)$ , the homomorphic addition is  $ct_{\text{add}} = ct + ct' = (c_0 + c'_0, c_1 + c'_1)$ . This operation produces a new ciphertext that encrypts the sum of the underlying plaintexts, maintaining the property  $m + m' \pmod Q$ , where  $m$  and  $m'$  are the encoded plaintexts corresponding to  $ct$  and  $ct'$  respectively.

*Addition by constant (CKKSAdd<sub>const</sub>):* When a ciphertext  $ct = (c_0, c_1)$  is added with a constant (plaintext), it becomes  $(c_0 + m', c_1) \pmod Q$ , where the constant is first encoded to  $m'$ .

*Multiplication (CKKSMult):* The homomorphic multiplication of given ciphertexts  $ct = (c_0, c_1)$  and  $ct' = (c'_0, c'_1)$  for messages  $m$  and  $m'$  involves a component-wise product of the ciphertexts, followed by a relinearization step to reduce the degree of the resulting ciphertext as  $(c_{\times,0}, c_{\times,1}, c_{\times,2}) = (c_0 \cdot c'_0, c_0 \cdot c'_1 + c_1 \cdot c'_0, c_1 \cdot c'_1)$ . This is a tensoring operation, where the ciphertext degree is increased from 2 to 3 [2]. The relinearization process, using key-switching, transforms the 3-degree ciphertext back to a 2-degree ciphertext and the final ciphertext  $ct_{\text{mult}}$  satisfies  $c_{\times,0} + c_{\times,1} \cdot s + c_{\times,2} \cdot s^2 \approx m \cdot m' \pmod Q$ , however, it is associated with the squared scaling factor which is later reduced back by the rescaling procedure.

---

**Algorithm 2:** MinHash signature generation

---

**Data:** Input Name  $N$ ,  
Shingle Size  $S$ ,  
Number of Permutations  $P$   
**Result:** MinHash signature  $N$  of length  $P$   
**begin**  
    **Function** GenerateShingles ( $N$ );  
    **begin**  
        shingles  $\leftarrow \emptyset$ ;  $\triangleright$  sets of characters;  
        **for**  $i \leftarrow 0$  **to**  $\text{length}(N) - S$  **do**  
            shingle  $\leftarrow \text{SubString}(N, i, i + S)$ ;  
            shingles.add(shingle);  
        **return** shingles;  
    shingles  $\leftarrow \text{GenerateShingles}(N)$ ;  
    hashes  $\leftarrow \emptyset$ ;  
    **forall**  $shingle \in shingles$  **do**  
        hash  $\leftarrow \text{HashFunction}(shingle)$ ;  
        hashes.add(hash);  
    **for**  $i \leftarrow 1$  **to**  $P$  **do**  
         $N[i] \leftarrow \infty$ ;  
        **forall**  $hash \in hashes$  **do**  
            PermutedHash  $\leftarrow i$  random permutation functions of hash;  
             $N[i] \leftarrow \min(N[i], \text{PermutedHash})$ ;  
    **return**  $N$ ;

---

*Multiplication by constant* ( $\text{CKKSMult}_{\text{const}}$ ): When a ciphertext  $ct = (c_0, c_1)$  is multiplied by a constant (plaintext), it becomes  $(c_0 \cdot m, c_1 \cdot m') \bmod Q$ , where the constant is first encoded to  $m'$ .

On top of this, HE supports batching, which packs multiple messages in one ciphertext, thus enabling one operation to act over all the messages. It improves performance both in terms of computation and communication.

## B Algorithms

This section presents the complete procedure for MinHash signature generation in Algorithm 2, clustering in Algorithm 3 and CKKS dot product in Algorithm 4. These algorithms have been used in the proposed scheme (Section 4.1) for performing different operations, including dataset encoding, clustering, and encrypted cosine similarity.

## C Theoretical Analysis

---

**Algorithm 3: Offline Data Preparation - Clustering**


---

**Data:** MinHash signatures  $\mathbf{N}_B$   
**Result:** Clustered matrix ( $C$ ) and Centroids ( $\mathbf{C}_k$ )  
**Function** Clustering ( $\hat{N}_B, k, iterations$ );  
**begin**  
     Initialize random centroids  $\mathbf{C}_k = \{\mathbf{c}_1, \mathbf{c}_2, \dots, \mathbf{c}_k\}$ ;  
      $\hat{N}_B \leftarrow \frac{\mathbf{N}_B}{|\mathbf{N}_B|}$ ;  
      $\hat{N}_{B_s} \leftarrow \text{StandardScaler}(\hat{N}_B)$ ;  
     **repeat**  
         Assign each  $\hat{N}_{B_s}$  to the nearest centroid based on the cosine similarity measure;  
         Update clusters ( $C$ ) and centroids ( $\mathbf{C}_k$ ) using KMeans;  
     **until**  $iterations$ ;  
      $max\_size \leftarrow$  maximum number of elements in any cluster of  $C$ ;   ▷ Need to pad  
     remaining clusters to this size;  
     **for each cluster in  $C$  do**  
         Pad  $max\_size - \text{len}(\text{cluster})$  dummy elements.  
     **return** clustered matrix ( $C$ ) and list of centroids ( $\mathbf{C}_k$ );  
**begin**  
      $B$  chooses the number of clusters  $k$  close to  $\sqrt{(|\mathbf{N}_B|)}$ ;  
     Set the maximum number of repeats  $iterations$ ;  
      $C, \mathbf{C}_k \leftarrow \text{Clustering}(\mathbf{N}_B, k, iterations)$ ;

---



---

**Algorithm 4: CKKS Dot Product**


---

**Data:** ciphertext message 1  $ct_{m1}$ , ciphertext message 2  $ct_{m2}$ /plaintext message  $pt_{m2}$   
**Result:** Encrypted Dot Product  $dotp$   
**Function** DotProduct ( $ct_{m1}, pt_{m2}$ );  
**begin**  
     size  $\leftarrow$  length of the ciphertext vector;  
     vector(Ciphertext) dotp;  
     **for**  $i \leftarrow 0$  **to**  $size - 1$  **do**  
          $m \leftarrow \text{CKKSEncode}(pt_{m2}[i])$ ;  
          $ct_{mult} \leftarrow \text{CKKSMult}_{const}(ct_{m1}[i], m)$ ;  
          $dotp \leftarrow \text{CKKSAdd}(dotp, ct_{mult})$   
     **return**  $dotp$ ;  
**Function** DotProduct ( $ct_{m1}, ct_{m2}$ );  
**begin**  
     size  $\leftarrow$  length of the ciphertext vector;  
     vector(Ciphertext) dotp;  
     **for**  $i \leftarrow 0$  **to**  $size - 1$  **do**  
          $ct_{mult} \leftarrow \text{CKKSMult}(ct_{m1}[i], ct_{m2}[i])$ ;  
          $dotp \leftarrow \text{CKKSAdd}(dotp, ct_{mult})$   
     **return**  $dotp$ ;

---

This section presents the theoretical analysis of the proposed scheme. First, we give definitions for semantic security under chosen plaintext attack, semi-

honest setting and secure matching. Utilising that, we perform the privacy analysis. Further, the correctness analysis discusses the error bounds with homomorphic operations.

**Definition 1 (Semantic Security Under Chosen Plaintext Attack).** *An encryption scheme  $E$  is semantically secure under a chosen plaintext attack if, for any efficient (polynomial-time) adversary  $\mathcal{A}$  that is allowed to choose plaintexts and observe their corresponding ciphertexts,  $\mathcal{A}$  cannot distinguish between the encryption of two equal-length messages. Formally, for all pairs of plaintexts  $N_A$  and  $N_B$ ,*

$$\Pr[\mathcal{A}(\text{Enc}(N_A)) = 1] \approx \Pr[\mathcal{A}(\text{Enc}(N_B)) = 1].$$

*Even with the ability to choose plaintexts and after receiving the corresponding ciphertexts,  $\mathcal{A}$  should not be able to gain any information about the original plaintext or distinguish between them. This is fundamental to ensure the confidentiality of encrypted messages.*

**Definition 2 (Semi-Honest Setting).** *Under the semi-honest setting, the two organisations  $A$  and  $B$  follow the scheme faithfully, but may try to infer about the other's data. Suppose  $A$  and  $B$  have inputs  $N_A$  and  $N_B$ , respectively. Then, the view of  $A$  for the execution of the scheme over the combined input  $(N = N_A, N_B)$ , is  $\text{View}_{\text{Org}_A}(N) = (N_A, O_A, I_A)$ , where  $N_A$  is input,  $O_A$  is all the messages generated, and  $I_A$  is all the messages received during the execution of the scheme by  $A$ . The final output of the scheme for  $A$  is denoted as  $\text{Out}_{\text{Org}_A}$ . Similarly, the view of  $B$  is  $\text{View}_{\text{Org}_B}(N) = (N_B, O_B, I_B)$  and the output is denoted as  $\text{Out}_{\text{Org}_B}$ .*

**Definition 3 (Secure Matching).** *The scheme securely evaluates the matching function ( $S$ ) in the semi-honest threat model if there exist probabilistic polynomial-time algorithms  $P_A^*$  and  $P_B^*$ , such that*

$$[P_A^*(N_A, M(N)), M(N)] \stackrel{c}{\equiv} [\text{View}_{\text{Org}_A}(N), \text{Out}_{\text{Org}_B}(N)]$$

and

$$[P_B^*(N_B, M(N)), M(N)] \stackrel{c}{\equiv} [\text{View}_{\text{Org}_B}(N), \text{Out}_{\text{Org}_A}(N)].$$

### C.1 Privacy Analysis

As discussed in the threat model, we consider a semi-honest (*honest-but-curious*) threat model. It means both organisations, querying ( $A$ ) and responding ( $B$ ), execute the secure matching (Definition 3), but are curious to learn/infer facts from the other's messages.

**Theorem 1 (Querying Organisation A's Privacy).** *Let  $A$ 's input to the scheme be  $(a, pk, sk)$  and  $B$ 's input be  $(b)$ , and their combined input be  $x$ .  $\text{View}_{\text{Org}_B}$*

represents the view of  $B$  during the execution and  $\text{Out}_{\text{Org}_A}$  is the output of  $A$ . Then there exists a probabilistic polynomial-time algorithm  $P_B^*$ , such that,

$$[P_B^*(b, \perp), F(x)] \stackrel{c}{\equiv} [\text{View}_{\text{Org}_B}(x), \text{Out}_{\text{Org}_A}(x)],$$

where  $\perp$  denotes no output and  $F$  denotes the functions defined in Algorithm 1.

*Proof.* Organisation  $A$ 's privacy can be proved simply because  $B$  receives only a fixed number of ciphertexts from  $A$ . Ciphertexts are computationally indistinguishable [4], because of the semantic security of the encryption scheme (Definition 1). To simulate  $B$ 's view,  $P_B^*$  samples a random MinHash signature of the agreed encoding size, and encrypts it using  $A$ 's public key (Step 2 in Section 4.1). Then, it generates an array of size equal to the number of centroids, with 0's and 1 (at any random position), followed by encryption using  $A$ 's public key (Step 5 in Section 4.1). The remaining steps can be simulated at  $B$  over its inputs.  $\square$

**Theorem 2 (Responding Organisation  $B$ 's Privacy).** *Let  $\text{View}_{\text{Org}_A}$  represent the view of  $A$  during the execution and all other inputs as defined above. Then, there exists a probabilistic polynomial-time algorithm  $P_A^*$ , such that,*

$$[P_A^*(a, F(x)), \perp] \stackrel{c}{\equiv} [\text{View}_{\text{Org}_A}(x), \perp].$$

*Proof.* Organisation  $B$ 's privacy relies on the randomness of the result. To simulate  $B$ 's view,  $A$  needs to generate random samples to match the outputs generated by Step 8 in Algorithm 1. The original outputs returned by  $B$  are the scores, i.e.,  $r * (E(\text{cos\_score}) - \tau)$ , where  $\text{cos\_score}$  is the cosine similarity between the encoding of  $A$ 's input and encodings of  $B$ ,  $\tau$  is the threshold defined for cosine similarity match, and  $r$  is a random number ( $r \in \mathbb{Z}_p^*$ ). Cosine similarity ranges between 0 and 1. Subtracting  $\tau$  rescales it between  $-\tau$  and  $1 - \tau$ . Multiplying  $r$  with  $\text{cos\_score} - \tau$  results in either a positive or negative number, which depends on the sign value of  $\text{cos\_score} - \tau$ . Since the returned score is random, due to  $r$ , it does not leak anything about actual cosine similarity, other than revealing whether there is a potential match or not.  $\square$

## C.2 Correctness

The correctness of our proposed scheme depends on the cosine similarity of encoded names (MinHash signatures). To calculate cosine similarity, we implement a CKKS dot (inner) product between normalised ciphertext-plaintext and ciphertext-ciphertext encoded names. Thus, we prove the correctness of the dot product under both scenarios. First, we describe our assumptions based on the arithmetic of approximate numbers in CKKS [14,24].

**Assumption 1** *A ciphertext ( $ct \in \mathcal{R}_{q\ell}^2, \ell, \nu, B$ ) is a valid encryption of  $m \in \mathcal{S}$  if  $\|m\|_\infty^{\text{can}} \leq \nu$  and  $\langle ct, sk \rangle = m + e \pmod{q\ell}$  for some polynomial  $e \in \mathcal{S}$  with  $\|e\|_\infty^{\text{can}} \leq B$ .*

**Assumption 2** *The noise due to encoding and encryption is bounded by  $B_{\text{clean}} = 8\sqrt{2}\sigma N + 6\sigma\sqrt{N} + 16\sigma\sqrt{hN}$ .*

**Assumption 3** *The noise due to rescaling is bounded by  $B_{\text{scale}} = \sqrt{N/3} \cdot (3 + 8\sqrt{h})$ .*

**Assumption 4** *For addition and multiplication by plaintext (constant)  $a$ ,  $(ct_{\text{add}}, \ell, \nu + \|a\|_{\infty}^{\text{can}}, B)$  and  $(ct_{\text{mult}}, \ell, \|a\|_{\infty}^{\text{can}} \cdot \nu, \|a\|_{\infty}^{\text{can}} \cdot B)$  are valid encryptions of  $m + a$  and  $am$ , respectively.*

**Assumption 5** *For addition and multiplication between any two ciphertexts,  $ct_1$  and  $ct_2$ ,  $(ct_{\text{add}}, \ell, \nu_1 + \nu_2, B_1 + B_2)$  is valid encryption of  $m_1 + m_2$  and  $(ct_{\text{mult}}, \ell, \nu_1\nu_2, \nu_1B_2 + \nu_2B_1 + B_1B_2 + B_{\text{mult}}(\ell))$  for  $m_1 \cdot m_2$ , where  $B_{\text{ks}} = 8\sigma N/\sqrt{3}$  and  $B_{\text{mult}}(\ell) = P^{-1} \cdot q_{\ell} \cdot B_{\text{ks}} + B_{\text{scale}}$ .*

**Theorem 3.** *Let  $m_1 = P_N(v_1), m_2 = P_N(v_2)$  be the polynomial representations of  $\frac{N}{2}$ -dimensional vectors  $v_1, v_2$ , respectively. The ciphertext  $ct_1 \in R_{q_1, N}$  is the encryption of  $m_1$ , while  $m_2$  is the encoding of a plaintext (constant) vector  $v_2 = [a_1, a_2, \dots, a_{\frac{N}{2}}]$ . Algorithm 4 takes the input of ciphertext and plaintext, then returns the ciphertext of a polynomial  $P_N(\langle v_1, v_2 \rangle, \langle v_1, v_2 \rangle, \dots, \langle v_1, v_2 \rangle)$  with a noise bounded by  $B_{\text{dotp}} \leq \frac{N}{2} \cdot \|a\|_{\infty}^{\text{can}} \cdot B$ .*

*Proof.* Consider two vectors of size  $\frac{N}{2}$ , with an encrypted vector  $\mathbf{ct}_1 = (ct_{11}, ct_{12}, \dots, ct_{1\frac{N}{2}})$  and a plaintext vector  $(a_1, a_2, \dots, a_{\frac{N}{2}})$ , the dot product of these two vectors is computed as  $\sum_{i=1}^{\frac{N}{2}} (ct_{1i} \cdot a_i)$ .

Based on Assumptions 1, 2, and 4, and a polynomial  $e \in \mathcal{R}$  such that  $\langle ct, sk \rangle = m + e \pmod{q_{\ell}}$  and  $\|e\|_{\infty}^{\text{can}} \leq B$ . It is obvious that  $\langle ct_m, sk \rangle = a \cdot (m + e) = am + ae \pmod{q_{\ell}}$  and  $\|a \cdot e\|_{\infty}^{\text{can}} \leq \|a\|_{\infty}^{\text{can}} \cdot B$ .

Based on Assumption 5, the addition of ciphertexts is bounded by the sum of the upper bounds of their respective noises. Therefore, the noise is bounded by  $B_{\text{dotp}}$ , i.e.,  $\frac{N}{2} \cdot \|a \cdot e\|_{\infty}^{\text{can}} \leq \frac{N}{2} \cdot \|a\|_{\infty}^{\text{can}} \cdot B$ .  $\square$

**Theorem 4.** *Let  $m_1 = P_N(v_1), m_2 = P_N(v_2)$  be the polynomial representations of  $\frac{N}{2}$ -dimensional vectors  $v_1, v_2$ , respectively. The ciphertexts  $ct_1, ct_2 \in R_{q_1, N}$  are the encryptions of  $m_1, m_2$ , respectively. Algorithm 4 takes the input of two ciphertexts, then returns the ciphertext of a polynomial  $P_N(\langle v_1, v_2 \rangle, \langle v_1, v_2 \rangle, \dots, \langle v_1, v_2 \rangle)$  with a noise bounded by  $B_{\text{dotp}} \leq \frac{N}{2}B_{\text{mu}} + \frac{N}{2}B_{\text{mult}}(\ell)$ , where  $B_{\text{mu}} = (v_1B_2 + v_2B_1 + B_1B_2)$ .*

*Proof.* This involves the summation of ciphertexts produced by the multiplication of ciphertexts. Given ciphertexts  $ct_1$  and  $ct_2$  as  $(m_1 + e_{10}, e_{11}) \pmod{q_1}$  and  $(m_2 + e_{20}, e_{21}) \pmod{q_1}$ , where  $e_{10} + e_{11}s = e_1 \pmod{q_1}$  and  $e_{20} + e_{21}s = e_2 \pmod{q_1}$ . With the evaluation key as  $(Ps^2 + e'_0, e'_1)$ , where  $e'_0 + e'_1s = e' \pmod{Pq_1}$ . Then, the noise for the ciphertext is  $m_1e_2 + m_2e_1 + e_1e_2 + \frac{e_{11}e_{21}e'}{P} + e_{\text{scale},10} \pmod{q_1}$  bounded by  $B_{\text{mu}}$ .

Based on Assumptions 1, 2, and 5, the noise for the multiplication of two ciphertexts is bounded by  $\nu_1B_2 + \nu_2B_1 + B_1B_2 + B_{\text{mult}}(\ell)$ , where  $B_{\text{mult}}(\ell) =$



$P^{-1} \cdot q_\ell \cdot B_{ks} + B_{scale}$  is the noise induced due to relinearization.  $v_1$  and  $v_2$  are numbers greater than  $\|m_1\|_\infty^{can}, \|m_2\|_\infty^{can}$ , respectively.  $B_1$  and  $B_2$  are upper bounds of the noise of  $ct_1$  and  $ct_2$ , respectively.  $\sigma$  is the standard variation of the original noise.

Based on Assumption 5, the addition of ciphertexts is bounded by the sum of the upper bounds of their respective noises. Therefore, the noise is bounded by  $B_{dotp}$ , *i.e.*,  $\frac{N}{2}B_{mu} + \frac{N}{2}B_{mult}(l)$ .  $\square$

## D Datasets

The first dataset is derived from the North Carolina Voter Registration (NCVR) Statistics [39], which North Carolina has been maintaining since 2005 to track both active and inactive voters and provide temporal snapshots of voter data within the system. The snapshots dated January 1, 2014, and January 1, 2017, are selected for the study. North Carolina identification number (NCID) field is used as the identifier for establishing the ground truth of a matching record. The concatenation of the first name, middle name, last name, and name suffix was used to generate the full name as registered. These records are chosen based on the lowest NCID values to ensure no duplication. Out of 1,000,000, 912,989 records share the same NCIDs.

The second dataset integrates two library catalogue datasets: (1) shadow library book downloads sourced from one of LibGen’s mirror sites [6], and (2) a collection of books from bookdepository.com [38]. This dataset encompasses the metadata of books, including ISBN, title, and author. We employed the ISBN to establish the ground truth and title for fuzzy matching. We applied a filter to select records where the titles have at least a 90% similarity based on the Levenshtein distance between the matching pairs, similar to related work [29], and we selected 18,636 matching records across the two datasets. Despite not being directly related to our use case, we use this dataset because it contains longer names.

Utilising data sourced from the US Census [43], the third dataset is constructed, featuring the most frequently occurring given and family names. We generated random pairs of given and family names, each assigned a unique ID number. For every pair, we then applied random modifications for Levenshtein distances that varied from 1 to 5 to introduce five fuzzy variants to each name pair in the dataset. We study this dataset to show the effectiveness of the scheme to varying distances.

## E Additional Results

Fig. 6 studies the sensitivity of the proposed scheme based on varying Levenshtein Distance (LD) over the US Census dataset. It can be observed that fuzzy names with LD 0 and 1 are getting searched with almost 100% precision and recall. Recall drops to 70% with LD2 and up to 10% with LD5 while maintaining the precision.

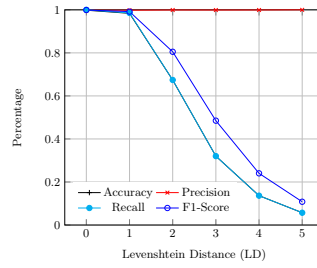


Fig. 6: Sensitivity analysis on US Census dataset.

Table 4: Performance Scaling Evaluation.

No of queries	first round secs	time/col secs	memory GB	comm/col KB
1	0.72	0.26	6.63	175
10	1.4	0.26	6.63	
100	1.53	0.26	6.63	
1000	1.98	0.26	6.63	

Table 4 logs the evaluation results with varying numbers of queries. The result is reported over the NCVR dataset with 10k, and the number of clusters is set as 50 (308 columns). The number of queries is varied from 1 to 1000. Batching with more than 1000 queries failed due to higher memory requirements in the current simulation environment. It can be observed that, increasing the number of queries causes a marginal increase in first-round computation time. Other computation and communication costs are constant. Thus, it does not impact overall search time.

Table 5: Computation and Communication costs.

	Ciphertext	Time	Configuration
AHE [18]	76 GB	1.8 H	Intel Xeon CPU E5-2697A
Ours (L)	63 GB	0.6 H	Intel Xeon CPU E5-4650 v4
Ours (C)	1 GB	0.45 H	

Compared with additive homomorphic encryption-based solution [18], our algorithm achieved improved results both in terms of computation and communication. Table 5 reports the result in terms of generated ciphertext and time taken for matching 20,000 fuzzy records between two parties. AHE-based solutions incur higher communication costs and take at least thrice the time to search compared to our algorithm. In summary, the proposed algorithm is more secure and scalable for privacy-preserving fuzzy name matching.