

Constraining the impact of standard model phase transitions on primordial black holes

Xavier Pritchard  and Christian T. Byrnes 

Department of Physics and Astronomy, University of Sussex, Brighton BN1 9QH, UK

E-mail: X.Pritchard@sussex.ac.uk, C.Byrnes@sussex.ac.uk

Abstract. Phase transitions in the early universe lead to a reduction in the equation of state of the primordial plasma. This exponentially enhances the formation rate of primordial black holes. However, this sensitivity to the equation of state is the same that primordial black hole abundances show to the primordial curvature power spectrum amplitude. In this paper, we investigate peaked power spectra and show the challenges associated with motivating populations of primordial black holes with standard model enhancements. The parametrisation of different power spectra plays an important role in this discussion. The allowed parameter space consistent with a large QCD phase transition impact on the primordial black hole abundance differs greatly. This is particularly evident for broader spectra. We also show that, in our framework, the electroweak phase transition cannot significantly affect the overall abundance.

Contents

1	Introduction	1
2	Relativistic degrees of freedom in the early universe	3
2.1	Standard model phase transitions	3
2.2	Threshold for collapse	4
3	PBH mass distribution	6
3.1	The curvature power spectrum	6
3.2	Variance of perturbations	6
3.3	Press–Schechter formalism	7
3.4	Phase transition impacts on PBH abundances	8
4	PBH constraints	12
4.1	Direct constraints	12
4.2	CMB μ -constraints	13
4.3	Pulsar timing arrays	14
4.4	Constraining \mathcal{P}_ζ	15
4.4.1	Lognormal peak	15
4.4.2	Broken power law peak	17
5	Conclusions	19
A	A broad BPL example	20
B	Extensions of our work	21
B.1	Threshold calculations	21
B.2	$\kappa(M_H), \gamma(M_H)$	22
B.3	Constraint dependence on M_H	23
C	Non-linearities	24

1 Introduction

The idea that compact objects in the early universe could have observational consequences in the present day was first postulated over fifty years ago [1]. Shortly after this work, it was suggested that these objects could be black holes, formed from the collapse of density perturbations [2, 3]. And so was born the field of primordial black holes (PBHs).

Relatively early on in the field’s lifetime, it was known that PBHs were a possible dark matter candidate [4] (see [5, 6] for reviews). More recently, there have been several advancements in gravitational wave (GW) science, such as the Laser Interferometer Gravitational-Wave Observatory (LIGO), Virgo and the Kamioka Gravitational Wave Detector (KAGRA) [7, 8, 9]. These advancements have led to new perspectives on PBHs, such as accounting for the detected GWs from BH mergers [10, 11, 12]. Amongst several other factors, this has led to a huge surge in the literature (see [13, 14, 15] for recent reviews of the field).

PBH studies typically require an understanding of primordial curvature perturbations. This information is encoded in the primordial curvature power spectrum $\mathcal{P}_\zeta(k)$, assuming the perturbations

follow a Gaussian distribution (for non-Gaussian PBH studies see [16, 17, 18], for example). In the context of PBHs, \mathcal{P}_ζ needs to be enhanced by many orders of magnitude from the amplitude measured on the large scales ($10^{-4} \text{ Mpc}^{-1} \lesssim k \lesssim 1 \text{ Mpc}^{-1}$) of the cosmic microwave background (CMB), where the power spectrum has been measured with extreme accuracy [19].

A popular model used to achieve such an enhancement, whilst matching CMB observations, is ultra-slow-roll inflation [20, 21, 22]. The level of fine-tuning needed to achieve such a boost of power on small scales is significant in several theoretically motivated single-field inflation models [23] (see also [24, 25] for more promising multi-field studies). Regardless, we assume there is a peak and study how different parametrisations (and thus shapes) of the peak impact PBH abundances and constraints.

PBH studies not only require an understanding of curvature perturbations in the early universe but also of the universe itself when these perturbations re-enter the horizon. Typically, PBHs are thought to form when the universe is radiation dominated (see [26, 27, 28] for examples of PBHs forming during an early matter dominated epoch and [29] for a review). The pressure of said radiation is dictated by the standard model (SM) of particle physics. As the universe expands and cools, particles become nonrelativistic, and the pressure of the radiation drops more rapidly than the energy density.

It has been understood for a long time that the reduction in pressure of the primordial plasma leads to an exponential enhancement in the formation rate of PBHs [4, 30, 31, 32]. Making use of this SM-related enhancement and assuming a flat $\mathcal{P}_\zeta(k)$, it was argued that several cosmological questions such as LIGO-Virgo-KAGRA observations and the origin of supermassive black holes could be explained in a unified PBH scenario [33]. This scenario has since been shown to be unviable [34], or at the very least it is finely-tuned. One of the main goals of this paper is to extend this investigation to peaked power spectrum. Thus, we will consider whether the SM-related enhancement in abundance can motivate answers to the originally considered cosmic conundra for more realistic power spectra.

A difficulty often faced when motivating PBHs at a given mass scale is the sensitivity of PBH abundance to the amplitude of \mathcal{P}_ζ , which is also exponential. Hence, we expect PBH formation to take place only on scales very close to where the primordial power spectrum peaks, regardless of whether this coincides with a scale at which a SM particle decouples. If these scales don't coincide but you would like a population of PBHs motivated by the SM, you must then have a sufficiently broad power spectrum. Thus, we investigate the challenges associated with having such a broad peak.

The key challenge to generating PBHs on larger scales than the horizon scale during the QCD transition are CMB spectral distortions, whose constraints on \mathcal{P}_ζ are about three orders of magnitude tighter than observational PBH constraints [35]. Thus, power spectra peaked at these scales with broad tails to small k are ruled out. On smaller scales, pulsar timing array (PTA) constraints from the possible induced stochastic GWs are comparably tight to direct PBH constraints. This places a less tight constraint on the tails of the primordial power spectrum towards smaller scales.

We find that power spectrum constraints are largely dependent on the parametrisation you assume. For some parametrisations of \mathcal{P}_ζ , motivating a population of PBHs at a given SM-related scale through the associated reduction in pressure is tightly constrained. This requires the power spectrum to be peaked at this scale, which we argue is fine-tuned. For other shapes of the power spectrum we find that the standard model is able to have a large impact on primordial black hole abundances.

The paper is organised as follows. In [Section 2](#) we review early universe phase transitions, tracking both the pressure and energy density of the primordial plasma and thus the equation of state and threshold for collapse. In [Section 3](#) we describe the power spectrum parametrisations that we consider, before explaining how we calculate our PBH abundances. In [Section 4](#) we summarise the current constraints on the primordial power spectrum which we then use to constrain the parameters of our chosen power spectra. Throughout this section, we pay special attention to the mass scales relevant to the SM. We conclude our findings in [Section 5](#). Finally, we discuss additional details and extensions of our work in the appendix.

2 Relativistic degrees of freedom in the early universe

Reheating leaves the universe filled with a hot, dense plasma of relativistic SM particles [36, 37] (see [38, 39, 40] for reviews). As the universe expands the density and pressure of the plasma decrease at the same rate, along with the temperature. As the temperature decreases below the mass threshold of a given SM particle the particle decouples from the plasma, resulting in a drop in relativistic degrees of freedom. This results in the ratio between pressure p and the total energy density ρ , or equation of state, becoming temporarily non-constant and varying with temperature as

$$\omega(T) \equiv \frac{p(T)}{\rho(T)}. \quad (2.1)$$

To obtain our early universe equation of state we use the following formulas for ρ_i and p_i for a given particle, i , in thermal equilibrium

$$\rho_i = \frac{g_i}{2\pi^2} \int_{m_i}^{\infty} \frac{\sqrt{E^2 - m_i^2}}{\exp(E/T) \pm 1} E^2 dE, \quad (2.2)$$

$$p_i = \frac{g_i}{6\pi^2} \int_{m_i}^{\infty} \frac{(E^2 - m_i^2)^{3/2}}{\exp(E/T) \pm 1} dE, \quad (2.3)$$

where m_i is the particle's mass, g_i is the particle's degrees of freedom, and the plus (minus) sign in the denominator applies to fermions (bosons). This information can be found in [41], for instance. To obtain the total pressure and density and hence $\omega(T)$ we sum over all particles.

To relate temperature to horizon mass, wavenumber and time we use the following approximate relations [42, 43]

$$\begin{aligned} M_H &\simeq 1.5 \times 10^5 \left(\frac{g_{*\rho}}{10.75} \right)^{-1/2} \left(\frac{T}{1\text{MeV}} \right)^{-2} M_{\odot}, \\ &\simeq 17 \left(\frac{g_{*\rho}}{10.75} \right)^{-1/6} \left(\frac{k}{10^6 \text{Mpc}^{-1}} \right)^{-2} M_{\odot}, \\ &\simeq 2 \times 10^5 \left(\frac{t}{1\text{s}} \right) M_{\odot}, \end{aligned} \quad (2.4)$$

where $g_{*\rho}$ is the number of relativistic degrees of energy density as a function of T and k respectively. We note the cancellation of $g_{*\rho}$ contributions in the final equation.

2.1 Standard model phase transitions

The first drop in the equation of state in relation to SM particles occurs at around 100 GeV (corresponding to $M_H \approx 10^{-5} M_{\odot}$) when the electroweak (EW) gauge symmetry $\text{SU}(2) \times \text{U}(1)$ is spontaneously broken by the vacuum expectation value of the Higgs field. The observed mass of the Higgs boson [44] suggests that this symmetry breaking is a smooth crossover rather than a first-order phase transition [45], thus this period is named the electroweak crossover. During this crossover the top quark, Z, W, and Higgs bosons each become non-relativistic. In Fig. 1 we track the contributions to ω during the EW PT as an example.

In minimal extensions of the standard model, the EW PT can be strongly first order, for example in Next-to-Minimal supersymmetry models [46, 47, 48], composite Higgs models [49, 50] and many more. This would result in violent bubble collisions and the scalar order parameter and fluid of light particles could produce GWs [51] within the sensitivity region of future GW detectors.

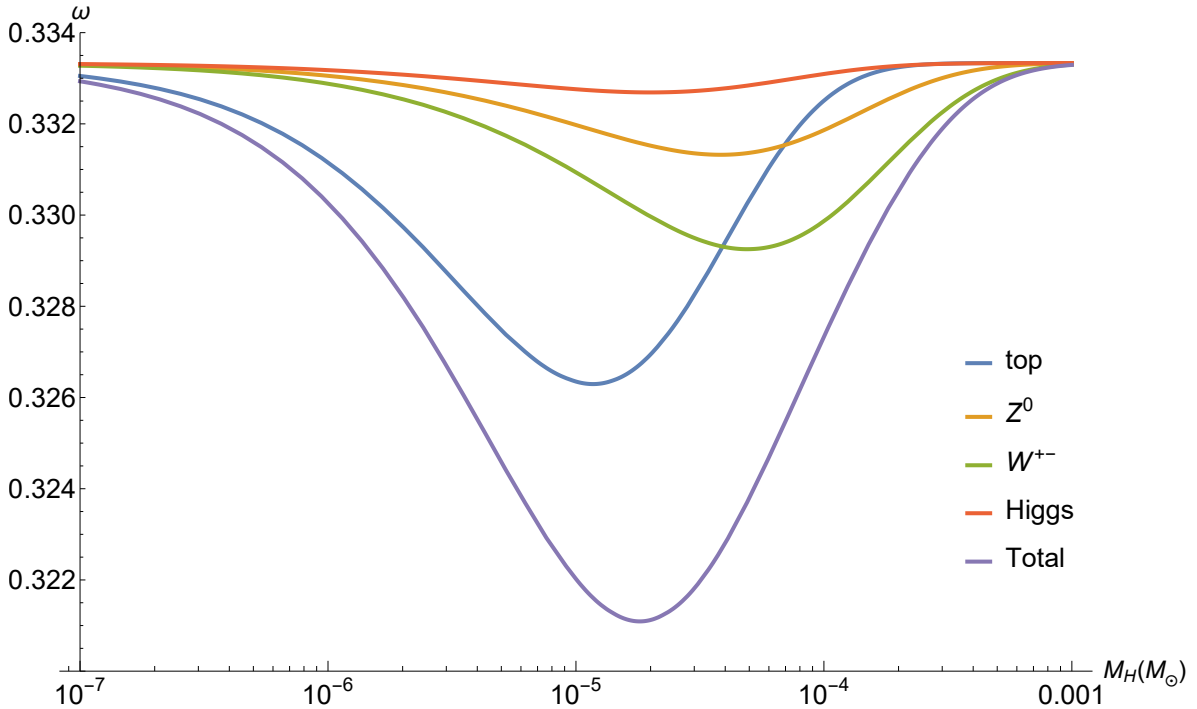


Figure 1: Total reduction in the equation of state ω during the EW crossover, as a function of the horizon mass of the universe. We also track each relevant particle’s contribution to this reduction.

The most drastic drop in $\omega(T)$ occurs during the QCD PT when the temperature of the universe is approximately 100 MeV (corresponding to $M_H \approx 1 M_\odot$). This occurs when strong interactions confine quarks into hadrons. Lattice QCD studies suggest that similar to the EW PT, the QCD PT is also a crossover [52, 53]. Lattice studies are needed due to QCD being highly non-perturbative. To provide a complete equation of state, we thus interpolate the results of [54].

Shortly after the QCD PT pions and muons decouple from the plasma. Finally, at around 1 MeV (corresponding to $M_H \approx 10^6 M_\odot$), e^-e^+ annihilation and neutrino decoupling occur. It has recently been argued that, in the context of PBH formation, the reduction in $\omega(T)$ during the e^-e^+ annihilation epoch doesn’t necessarily enhance abundances [55, 40]. The argument is that, since neutrino interactions with the rest of the plasma freeze out shortly before this PT, they are able to free-stream out of overdense regions.

2.2 Threshold for collapse

The critical threshold for collapse, or δ_c as it is often written, is a key quantity when calculating PBH abundances. This quantity defines the minimum value a density perturbation amplitude must have at horizon entry for a BH horizon to form and collapse. Generally, a black hole collapses if the inwards gravitational force overcomes the outwards force of pressure gradients. In our context, the density (pressure) of the primordial plasma when a perturbation re-enters the horizon will set the gravitational (pressure) forces. Thus, it is naturally a function of the equation of state ω . We note that the collapse threshold value also depends on the shape of the energy density profile [56, 57, 58].

Using the equation of state, we calculate the threshold for collapse following the method of [59, 60]. To do this, we track the equation of state at the horizon entry time of the perturbation and

the time at which the overdensity begins to collapse. These times correspond to the minimum and maximum peak formation times, which can be related to minimum and maximum peak masses using Eq. (2.4). This can be intuitively understood as the horizon mass growing with time.

It is also useful to track time-averaged and logarithmic time-averaged values from the equation of state. These values are both similar, suggesting an insensitivity to our method of averaging. It should also be stated that the averaged values are likely to be closer to the true answer, due to the equation of state varying between horizon entry and overdensity collapse. We plot $\delta_c(M_H)$ in Fig. 2, obtained using the time-averaging method.

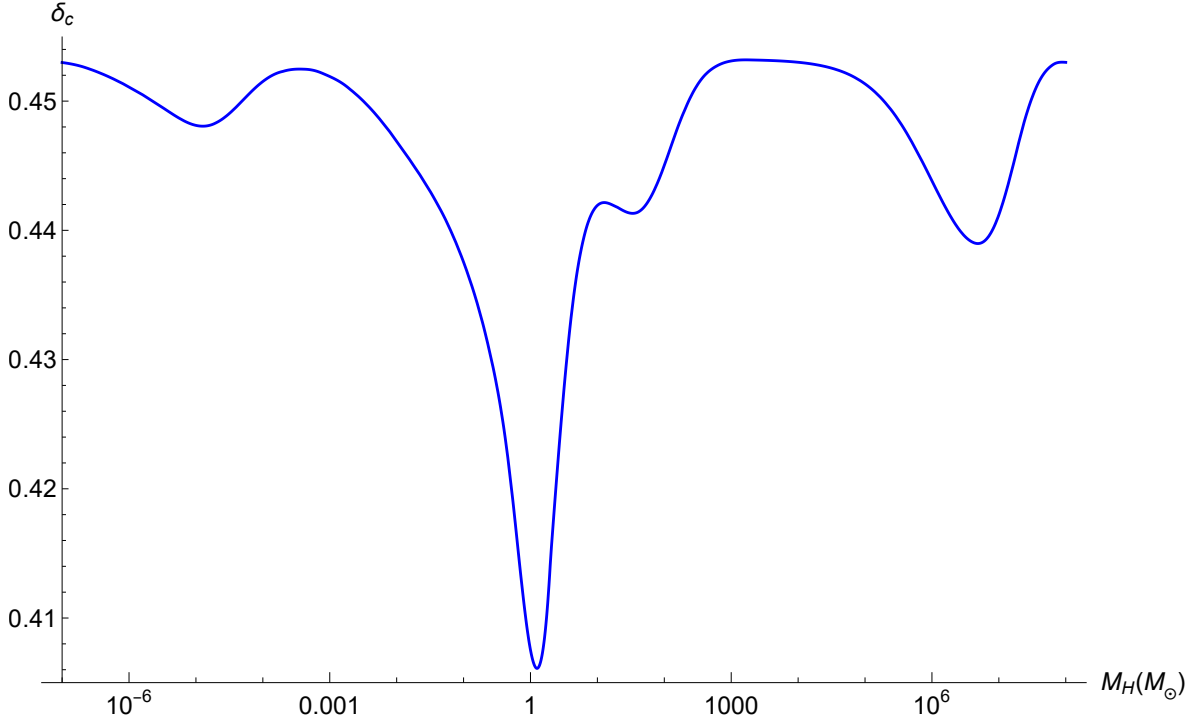


Figure 2: The threshold for the collapse of PBHs, as a function of the horizon mass of the universe. Here we take the radiation domination value of the threshold as 0.453, which has been found numerically [59]. Clearly, there are three departures from this value, corresponding to the three PTs described in the previous subsection.

When calculating many quantities involved with PBHs there are typically many layers of detail, both theoretically and numerically. For example, in the above derivation of δ_c from ω . As noted in [11], for a more complete calculation we should include the effect of both the sound speed squared and the gravitational field potential on the dynamics of PBH collapse. In this example, we find that although these inclusions shift each drop in δ_c to slightly higher masses, the shape remains similar. Throughout the paper, we have tried to be careful in selecting methods that lead to results that are insensitive to increases in complexity, which we exemplify in Appendix B.

3 PBH mass distribution

The abundance of PBHs is usually stated in terms of the mass fraction of the universe that collapses to form PBHs at the time of formation or the fraction of CDM comprised of PBHs. These, in themselves, are interesting quantities to study, with a plethora of techniques used in calculations throughout the literature. Moreover, knowing the PBH abundance is pivotal to discussions about GWs from black hole mergers, constraints on PBHs, and gravitational wave backgrounds to name a few.

3.1 The curvature power spectrum

As previously mentioned, there are several challenges with having an extended, nearly flat primordial power spectrum if we wish to motivate PBH abundance enhancement due to the drops in $\omega(T)$ [34]. We aim to test these conclusions for different shapes of power spectra, of which we focus on two commonly used in the literature. The two we focus on are different parametrisations of peaks with tuneable positions and widths, which offer a more realistic situation than a flat peak with sharp cutoffs; generating a 6–7 orders of magnitude increase in power at a single scale is easier for a model than creating the same increase in power over a large range of scales.

The first peaked parametrisation we consider is the lognormal power spectrum, defined as

$$\mathcal{P}_\zeta(k) = A \frac{1}{\sqrt{2\pi}\Delta} \exp\left(-\frac{\ln^2(k/k_p)}{2\Delta^2}\right), \quad (3.1)$$

where Δ is the width of the power spectrum, k_p is the peak scale of the power spectrum and the normalisation is chosen such that the variance with respect to ζ is equal to A . We recover the Dirac delta function for $\Delta \rightarrow 0$.

Secondly, we focus on the broken power law power (BPL) spectrum, defined as

$$\mathcal{P}_\zeta(k) = A \frac{(\alpha + \tau)^\lambda}{[\tau(k/k_p)^{-\alpha/\lambda} + \alpha(k/k_p)^{\tau/\lambda}]^\lambda}, \quad (3.2)$$

where α describes the growth, τ describes the decay and λ the width of the spectrum at the scale k_p . This parametrisation arises naturally from USR models [16]. In both these examples, A is the power spectrum amplitude, however, for the BPL A does not correspond to the variance.

In the literature, it is common to see BPL shape parameters described with different notation. We have chosen our notation so as not to confuse later discussion, and have been consistent throughout the paper.

3.2 Variance of perturbations

Once we have chosen a curvature power spectrum we can define the smoothed density power spectrum during radiation domination as

$$\mathcal{P}_{\delta_R}(k) = \frac{16}{81} (kR)^4 W^2(k, R) \mathcal{P}_\zeta(k), \quad (3.3)$$

where $W(k, R)$ is a window function used to relate $\mathcal{P}_\zeta(k)$ in Fourier space to the probability distribution function of δ in real space [61, 62]. The 16/81 factor depends on the equation of state which is non-constant during a given PT, making this equation approximate. We also choose to omit a transfer function $T(k, R)$ because it's order one at horizon entry. It has, however, recently been argued that a non-linear transfer function is needed to be consistent in threshold and variance calculations [63]. Moreover, the renormalisation procedure [64] must also be applied on super-horizon scales.

As discussed in [65], we must use the same smoothing function when calculating the PBH formation criterion. In this work, we mainly considered a Gaussian window function modified by a factor of 2 in the exponent [65] defined as

$$W(k, R) = \exp\left(-\frac{(kR)^2}{4}\right). \quad (3.4)$$

We also consider the Fourier transform of the top-hat smoothing function, given by

$$\tilde{W}(k, R) = 3\frac{\sin(kR) - kR \cos(kR)}{(kR)^3}. \quad (3.5)$$

We can then use $\mathcal{P}_{\delta_R}(k)$ to calculate the momenta of the distribution, given as

$$\sigma_i^2(R) = \int_0^\infty \frac{dk}{k} k^{2i} \mathcal{P}_{\delta_R}, \quad (3.6)$$

where i is a non-negative integer.

We note here an important point regarding both of the considered power spectra. Upon increasing the respective width parameters, the variance of perturbations with respect to the density contrast (Eq. (3.6), with $i=0$) increases (decreases) for lognormal (BPL) power spectra. This will be an important distinction when discussing PBH constraints later in this paper.

3.3 Press–Schechter formalism

The mass fraction of the universe that collapses to form PBHs at the time of formation, β , is a possible way of describing PBH abundances. This can loosely be thought of as the effect the curvature power spectrum and the equation of state in the early universe have on each other. Typically, this is calculated using one of two formalisms: Press–Schechter theory [66] or peaks theory [67]. The focus of this subsection and the vast majority of the paper is the former. We note that the power spectrum amplitude required to generate a given PBH abundance is insensitive to the calculation technique [68].

In the context of PBHs, Press-Schechter theory says that density perturbations with a peak value greater than the threshold value, δ_c , will collapse to form a black hole. The abundance is thus given as

$$\beta = 2 \int_{\delta_c}^\infty d\delta P(\delta), \quad (3.7)$$

where the factor of 2 is the Press-Schechter factor. If we assume that perturbations follow a Gaussian distribution then the Gaussian probability density, $P(\delta)$, is given as

$$P(\delta) = \frac{1}{\sqrt{2\pi\sigma_0^2}} \exp\left(-\frac{\delta^2}{2\sigma_0^2}\right). \quad (3.8)$$

If we further assume that PBHs form with exactly the horizon mass we can then approximate the abundance as

$$\beta = \operatorname{erfc}\left(\frac{\delta_c}{\sqrt{2\sigma_0^2}}\right), \quad (3.9)$$

where erfc is the complementary error function. Finally, we can compute the mass distribution of PBHs stated in terms of the fraction of CDM made up of PBHs of a given mass M , given as

$$f(M_{\text{PBH}}) = \frac{1}{\Omega_{\text{CDM}}} \frac{d\Omega_{\text{PBH}}}{d\ln M}, \quad (3.10)$$

where Ω_{PBH} is the total abundance of PBHs relative to the critical density and $\Omega_{\text{CDM}} = 0.245$ [69]. This equation is simplified if β is constant when δ_c is constant, which is the case if we assume that the density power spectrum at horizon-entry is scale-invariant over a relevant but limited range of scales. If we further assume that black holes form with mass $M=M_H$, we arrive at

$$f(M_{\text{PBH}}) = \frac{2.4}{f_{\text{PBH}}} \beta(M_{\text{PBH}}) \left(\frac{M_{\text{PBH}}}{M_{\text{eq}}} \right)^{-1/2}, \quad (3.11)$$

where the factor 2.4 comes from $2(1+\Omega_b/\Omega_{\text{CDM}})$, with $\Omega_b = 0.0456$ [69] and M_{eq} is the horizon mass at the time of matter-radiation equality, $M_{\text{eq}} \approx 2.8 \times 10^{17} M_{\odot}$.

In a more realistic calculation, we should take into consideration the effect critical collapse has on the PBH mass spectrum. The previous calculation can thus be extended to account for PBHs not forming with exactly the horizon mass. It was found that the PBH mass follows a scaling relation [70, 59], described by the critical collapse equation

$$M_{\text{PBH}} = \kappa M_H (\delta - \delta_c)^\gamma, \quad (3.12)$$

where M_H is the horizon mass at horizon re-entry, $\kappa \simeq 0.36$, $\gamma \simeq 3.3$ and $\delta_c \simeq 0.453$ are found numerically assuming radiation domination. We arrive at the amended expression

$$\beta = 2 \int_{\delta_c}^{\infty} d\delta \frac{M_{\text{PBH}}}{M_H} P(\delta) = 2 \int_{\delta_c}^{\infty} d\delta \kappa (\delta - \delta_c)^\gamma P(\delta). \quad (3.13)$$

Defining $\mu \equiv \frac{M_{\text{PBH}}}{\kappa M_H}$ and $\frac{d\delta}{d \ln M_{\text{PBH}}} = \frac{1}{\gamma} \mu^{1/\gamma}$, we obtain the PBH mass distribution today

$$f(M_{\text{PBH}}) = \frac{1}{\Omega_{\text{CDM}}} \int_{-\infty}^{\infty} d \ln M_H \frac{2}{\sqrt{2\pi\sigma_0^2(M_H)}} \exp \left[-\frac{(\mu^{1/\gamma} + \delta_c(M_H))^2}{2\sigma_0^2(M_H)} \right] \times \frac{M_{\text{PBH}}}{\gamma M_H} \mu^{1/\gamma} \sqrt{\frac{M_{\text{eq}}}{M_H}}. \quad (3.14)$$

3.4 Phase transition impacts on PBH abundances

We would like to quantify a given PT's impact on PBH abundances. We first calculate the scale corresponding to the peak of $f(M_{\text{PBH}})$ assuming radiation domination, which we label $k_{f_{\text{peak}}}$. This scale depends on power spectrum parameters, and is not equal to the peak scale of \mathcal{P}_ζ . We then consider the scales at which the threshold for collapse is at a minimum, for each SM PT. These scales, which we label k_{PT} , are fixed by SM physics. On the other hand, the value of $f(M_{\text{PBH}})$ at these scales clearly depends on the power spectrum shape as well as its amplitude.

Considering the collapse threshold shown in Fig. 2, we calculate the ratio of $f(M_{\text{PBH}})$ at k_{PT} versus $k_{f_{\text{peak}}}$. We do this analysis for the parameter space of each of the considered power spectra, normalising the power spectrum amplitude A such that $f_{\text{PBH}} = 1$, which gives us a better understanding of the effect of varying each parameter. In reality, this value of f_{PBH} is constrained at the QCD scale to be $\mathcal{O}(10^{-3})$ [71]. Notably, we have checked the ratio f_{PT}/f_{peak} is not very sensitive to f_{PBH} .

If this ratio is unity, the value of $f(M_{\text{PBH}})$ is the same at $k_{f_{\text{peak}}}$ and k_{PT} . Of course, this will occur if the scales are the same (i.e. $k_{f_{\text{peak}}} = k_{PT}$). We argue that in this case, despite a given PT increasing $f(M_{\text{PBH}})$, there would have to be some level of fine-tuning in a given model to realise the scenario. Of interest are the parameter values that lead to the ratio being greater than one, signifying a significant change in the shape of our abundance curve which will now have its highest value at the same scale as the PT. In these scenarios, we can say that a given PT has impacted the abundance of PBHs.

Initially, we focus on a lognormal \mathcal{P}_ζ peaked at scales around the QCD crossover. The biggest drop in relativistic degrees of freedom occurs on these scales so we expect the biggest change in the shape of $f(M_{\text{PBH}})$ to be around this QCD scale, upon making δ_c a function of M_H . In Fig. 3, we exemplify our process of calculating $f_{\text{PT}}/f_{\text{peak}}$, for lognormal parameters $k_p = 2 \times 10^6$ and $\Delta = 2.5$, recovering a value of ≈ 9 . This value is relatively large, so we would say that the QCD PT has had a large impact on the PBH abundance curve, which can be seen from this figure.

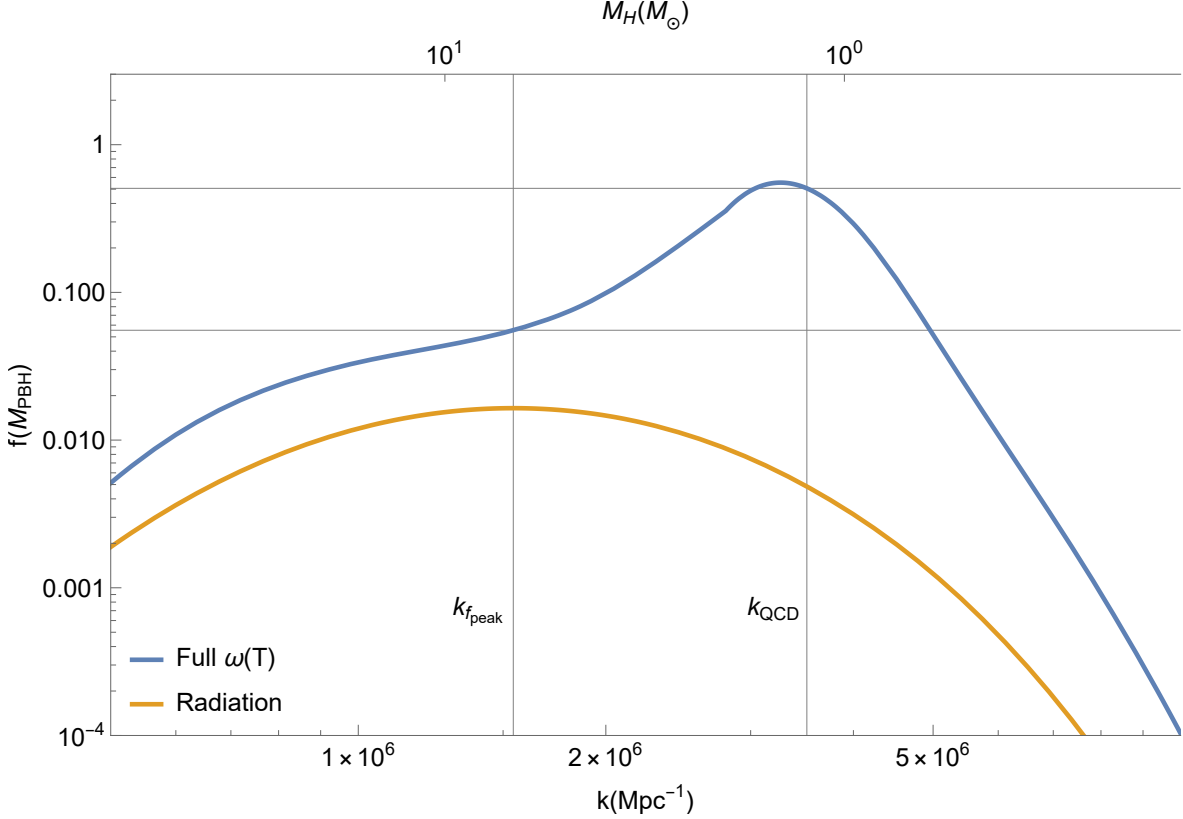


Figure 3: We exemplify our method of calculating the impact of the QCD PT on the PBH abundance. We show the abundance curves assuming radiation domination and considering the full equation of state, for a lognormal power spectrum with $k_p = 2 \times 10^6$ and $\Delta = 2.5$. The vertical grid lines show the peak scale of the abundance curve assuming pure radiation and the QCD scale. The horizontal grid lines are the corresponding values of the full $f(M_{\text{PBH}})$ evaluated at these scales. In this example, we recover a ratio of ≈ 9.14 .

Interestingly, we see in the figure that the peak in the full $f(M_{\text{PBH}})$ does not quite occur at the “QCD scale”. Of course, the QCD PT isn’t instantaneous and many scales are affected by it. As previously stated, we defined this to be the scale of the minimum in the collapse threshold during the QCD PT. The reason for this result can be seen by looking at Eq. (3.9). Specifically, the abundance is dictated by the ratio within the complementary error function. In this example, the standard deviation of perturbations has increased quicker than the threshold (for $k \lesssim k_{\text{QCD}}$), resulting in $\delta_c/\sqrt{2\sigma_0^2}$ decreasing which corresponds to a larger abundance. We find that this property becomes more evident as k_p decreases.

We considered calculating the ratio at the peak scale in the full $f(M_{\text{PBH}})$, instead of at the QCD

scale. However, regardless of at which scale you evaluate $f(M_{\text{PBH}})$ in the numerator, the ratio remains relatively similar. We simply point out that, as the difference in k_p and k_{QCD} increases, our ratio values increasingly underestimate this new ratio.

In Fig. 4, we show the value of the ratio, $f_{\text{PT}}/f_{\text{peak}}$, assuming a lognormal peak. We can see from the figure that, for a given peak scale in \mathcal{P}_ζ , increasing the width will lead to an increase in the ratio. This is to be expected, for broader spectra scales further from the peak will have more power. As previously mentioned, the PBH abundance is very sensitive to this increase. By widening our spectra we are thus enhancing the impact of the drop in δ_c on the shape of our abundance curve.

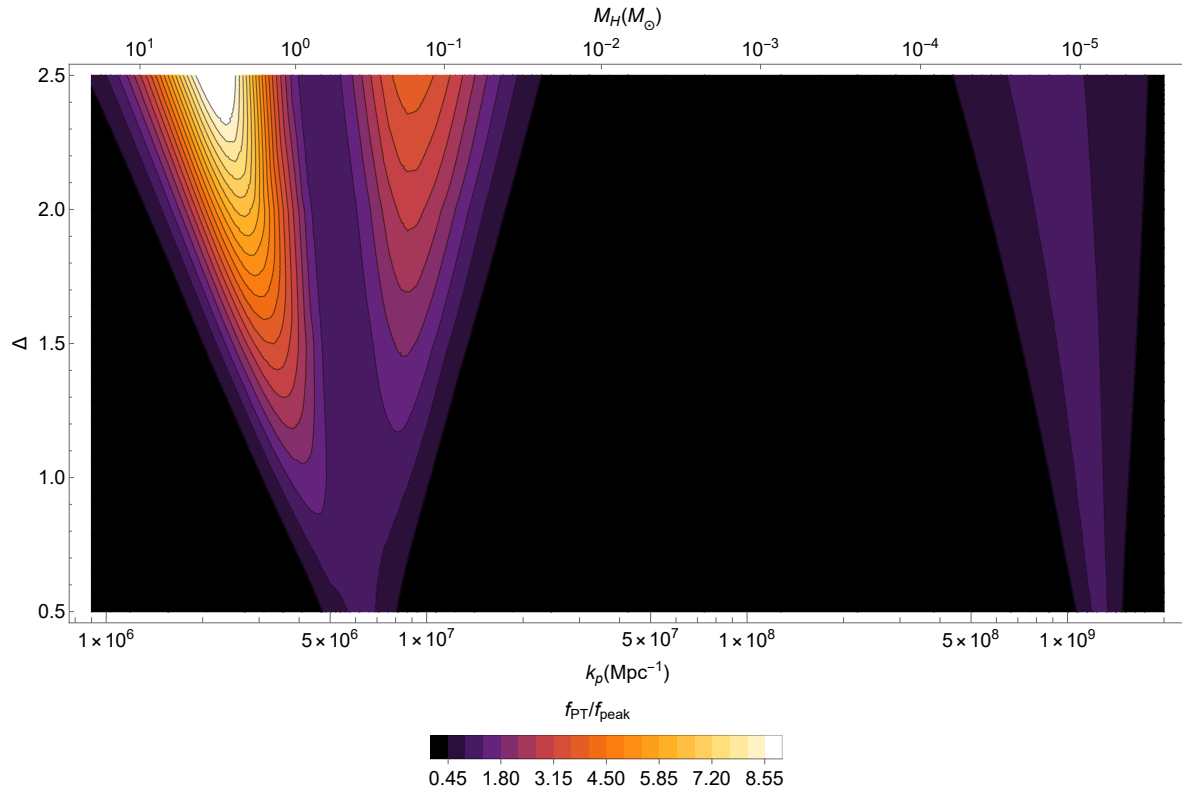


Figure 4: The ratio of the full $f(M_{\text{PBH}})$ evaluated at PT scales versus the peak scale in the abundance curve assuming radiation domination. We show the results assuming a lognormal power spectrum, over the QCD and EW PTs. This gives us some intuition about the impact of a PT on the shape of $f(M_{\text{PBH}})$ as the \mathcal{P}_ζ parameters are varied. At the EW scale, we see the maximum of this ratio equaling unity.

As well as the QCD PT, we investigated the EW PT in this context. These results are also plotted in Fig. 4 where we can see that none of the $[k_p, \Delta]$ parameter space leads to a ratio $f_{\text{EW}}/f_{\text{peak}}$ greater than unity. This doesn't come as much of a surprise, despite the exponential sensitivity of abundances to $\delta_c(\omega)$ we only see a drop of $\sim 1\%$ in this parameter (as opposed to $\sim 10\%$ during the QCD PT). In [33], two planetary-mass microlensing events [72, 73] were argued to possibly be explained by PBHs. The motivation for this was the softening in ω at the EW scale producing a peak in their abundance curve. However, our results suggest difficulty motivating PBHs at this precise scale, assuming a lognormal power spectrum.

Despite having the ability to choose lognormal parameter values which lead to a large enhance-

ment on the impact of the QCD PT on PBH abundances, many parameter values are ruled out by observational constraints. These will be discussed in [Section 4](#).

Lastly, we investigated the effect of the QCD PT on the PBH abundance curve assuming a broken power law spectrum. To make a more direct comparison with [Fig. 4](#), we focus on the width parameter of the broken power law, λ . Our results are plotted in [Fig. 5](#), where we have set shape parameters $\alpha = 4$ and $\tau = 3$. Plotting up to $\lambda = 40$, we reproduce a similar plot to the lognormal, with some interesting distinctions. It would be informative to investigate whether such a large value for λ is natural from a model-building perspective. One could also perform a log-likelihood analysis on a relevant dataset as was done in [\[74\]](#) (although only up to $\lambda = 10$), to reveal whether this value of λ was favorable. However, these discussions are beyond the scope of this paper.

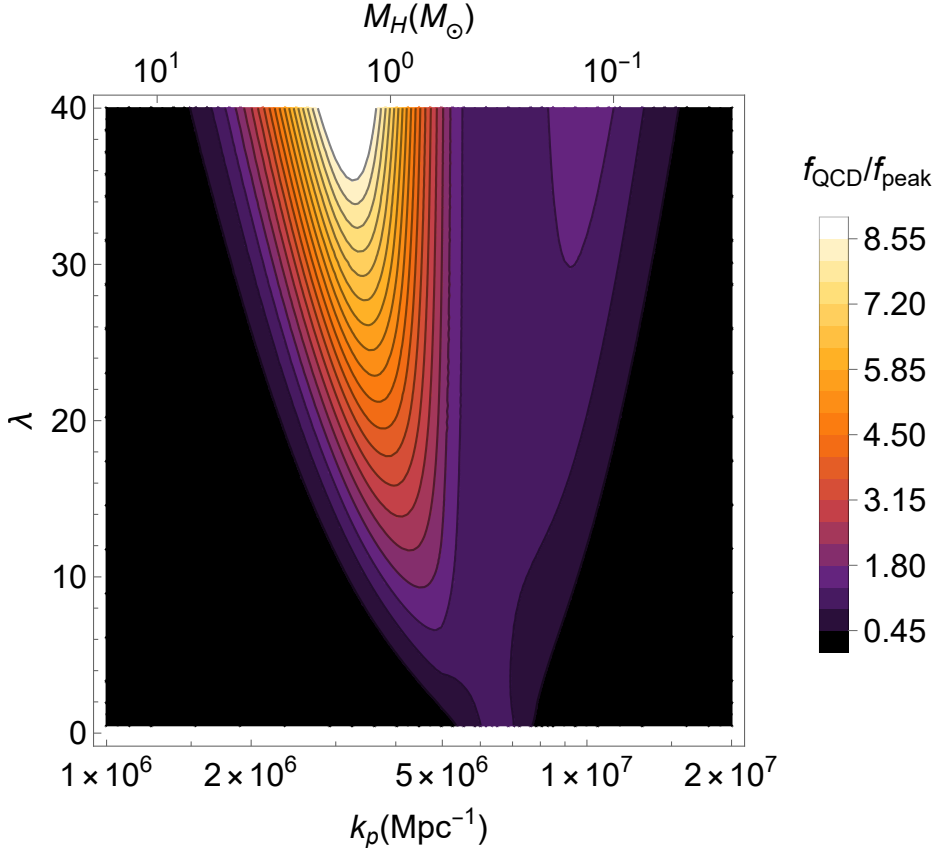


Figure 5: The ratio of the full $f(M_{\text{PBH}})$ evaluated at the QCD scale versus the peak scale in the abundance curve assuming radiation domination, for a BPL power spectrum. In this plot, we vary the width parameter, λ , whilst keeping $\alpha = 4$ and $\tau = 3$. We can see several similarities to [Fig. 4](#).

The figure exemplifies how important the cut-offs of a power spectrum are when calculating $f_{\text{PT}}/f_{\text{peak}}$. For $k_p \lesssim 6 \times 10^6 \text{ Mpc}^{-1}$ (which is the scale at which $f_{\text{peak}}=f_{\text{QCD}}$), τ is the relevant quantity. For k_p greater than this scale, α is the relevant quantity. Decreasing the steepness of the slope by a value of 1, we see a large increase in the ratio. We point out that this effect isn't solely due to the slope. As can also be seen in the lognormal case (which has the same slope on either side of the peak), the ratio is typically larger for lower values of k_p . This is due to pions ($\pi^{\pm,0}$) and muons (μ)

decoupling shortly after the QCD PT, leaving an additional drop in δ_c , which can be seen in Fig. 2.

4 PBH constraints

Observational constraints have been placed on PBH abundances over a large range of masses (See [75] for a review). The majority of these constraints come from direct observations where, if there were a certain abundance of PBHs at a given mass, we would expect to see their effect on a given observation. On the other hand, see [76] for hints of detections from various observations. As well as direct observational constraints, PBHs also face indirect constraints. These are associated with the primordial curvature power spectrum. Specifically, the large increase in power required for the formation of PBHs in the typical scenario. In this section, we discuss both direct and indirect constraints, followed by a comparison of their respective constraints on power spectrum parameters.

4.1 Direct constraints

In the standard cosmological picture, primordial black holes with initial masses greater than $m \sim 10^{15}$ g wouldn't have completely evaporated by today. Thus, direct constraints on PBH abundances of lower masses come from the effect of their Hawking evaporation [77]. For example, the Hawking evaporation of PBHs can affect element abundances [78, 79], γ -ray backgrounds [80, 81] and cosmic rays [82, 83]. PBHs with masses in the range $10^{17}\text{g} \lesssim m \lesssim 10^{22}\text{g}$ are unconstrained, meaning they can account for the totality of dark matter. It should be stated that this ‘‘asteroid-mass window’’, as well as each of the direct observational constraints, depend on the PBH mass-function one assumes [84]. Interestingly, in higher dimensions the evaporation bound is weakened [85], leaving a larger range in which PBHs can account for the totality of dark matter.

For PBHs with masses $10^{22}\text{g} \lesssim m$, there are also a large number of direct constraints. These include microlensing [73] and dynamical [86] constraints. To constrain \mathcal{P}_ζ from the direct constraints on PBH abundance, we first use Fig. 18 from [75] which shows the combined constraints on the mass fraction β with common parameters normalised out. We use Eq. 8 of the same paper to relate this parameter to β as follows

$$\beta'(M) \equiv \gamma_{\text{eff}}^{1/2} \left(\frac{g_{*f}}{106.75} \right)^{-1/4} \left(\frac{h}{0.67} \right)^{-2} \beta(M), \quad (4.1)$$

where $h \approx 0.67$ [69] is the dimensionless Hubble parameter and g_{*f} is the standard model relativistic degrees of freedom at the epoch of PBH formation. We set γ_{eff} equal to unity, however, the precise value is an ongoing debate [87].

We then use the constraints on the mass fraction and substitute Eq. (3.9) into Eq. (4.1), and rearrange for the power spectrum amplitude. This results in the amplitude constraint plot being a function of power spectrum parameters. We note that the formation criterion for PBHs depends on the choice of smoothing function [65, 88]. As such, using the modified Gaussian window function in our abundance calculation, we set $\delta_c=0.25$. Due to the exponential sensitivity of PBH abundance to the threshold, the correct choice of δ_c is very important to the discussion of power spectrum constraints.

We account for the non-linearities between the density contrast and curvature perturbation [89] following the arguments of [68]. We thus multiply our constraint line by a factor of 1.98. In Fig. 6 we compare the full non-linear calculation (detailed in Appendix C) to the simpler approximation. We see excellent agreement between the two, justifying the simplification.

As previously mentioned, it was found that the power spectrum amplitude required to generate a given value of f_{PBH} is insensitive to whether we calculate abundances via Press–Schechter or peaks theory in Ref. [68] (but see [91] for a different view). If we instead fixed the power spectrum amplitude

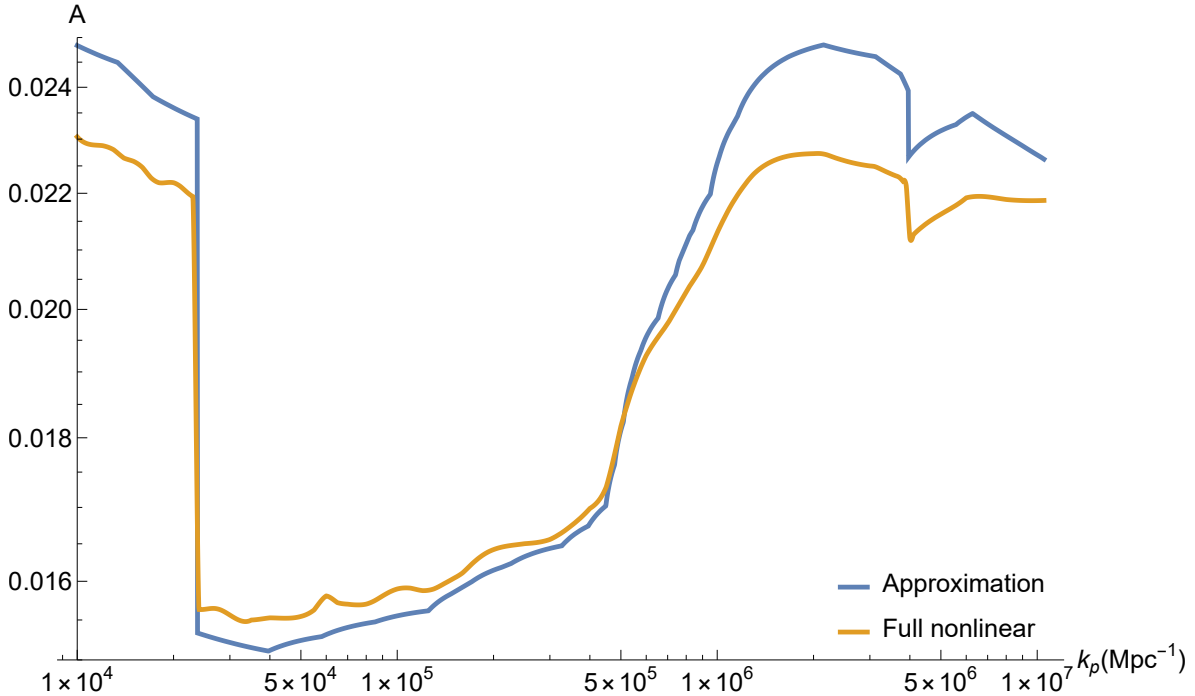


Figure 6: The direct observational constraints of PBHs on the primordial power spectrum. The sudden drop comes from CMB accretion constraints [90]. We compare the full calculation including non-linearities to the approximation made in [68], which we use for the remainder of the paper. We use a lognormal power spectrum with $\Delta=1$. We see excellent agreement between this approximation and the more computationally expensive full calculation.

and then calculated the abundance, we expect a 1–2 order of magnitude difference for each technique [92, 93]. This difference is important for some purposes, however, for this paper, we are interested in constraints on power spectrum amplitude. Thus, it is more important to us that the power spectrum amplitude remains similar regardless of the abundance calculation technique. The large difference in PBH abundance versus small difference in power spectrum amplitude constraints is due to the exponential sensitivity of the former to the latter. This means that, if we were to use peaks theory, we would expect similar limits on the power spectrum from direct PBH constraints.

4.2 CMB μ -constraints

Spectral distortions quantify deviations from the CMB’s black-body temperature distribution. If there were an increase in power on small scales the energy stored in density perturbations would be dissipated through photon diffusion, via Silk damping. On scales relevant to μ -distortions (the most relevant for our analysis), Bremsstrahlung and double Compton scattering are inefficient due to the expansion of the universe. These inefficiencies result in photon distributions on different scales being described by different blackbodies [94].

The spectral distortions place one of the tightest current constraints on the primordial curvature power spectrum. During the μ -era, due to no detection of spectral distortions, the power spectrum amplitude must be lower than 10^{-4} , meaning PBH formation at this scale is completely ruled out in the standard picture of Gaussian curvature perturbations [35]. Interestingly, this scale corresponds to

PBHs of supermassive black hole masses and e^-e^+ annihilation. Adding non-Gaussianity with positive skewness is not enough to stop μ -constraints from being significantly tighter than the PBH constraints unless very extreme and completely non-perturbative non-Gaussianity is considered [95, 96, 97, 98, 91].

To quantify how much additional power is needed to cause observable spectral distortions we must calculate the final μ -distortions induced by scalar perturbations, which can be approximated as [94]

$$\mu \approx \int_{k_{\min}}^{\infty} \frac{dk}{k} \mathcal{P}_{\zeta}(k) W_{\mu}(k), \quad (4.2)$$

with k -space window functions of the form

$$W_{\mu}(k) \approx 2.27 \left[\exp \left(- \left[\frac{\hat{k}}{1360} \right]^2 \right) / \left[1 + \left[\frac{\hat{k}}{260} \right]^{0.3} + \frac{\hat{k}}{340} \right] \right] - \exp \left(- \left[\frac{\hat{k}}{32} \right]^2 \right), \quad (4.3)$$

where $\hat{k} \equiv k/1 \text{ Mpc}^{-1}$ and $k_{\min} \simeq 1 \text{ Mpc}^{-1}$. We can compare the total induced μ -distortions with observations, resulting in a power spectrum-dependant function of scale k . The strongest current observational constraint on μ -distortions comes from the FIRAS instrument on the COBE satellite. A recent reanalysis of FIRAS data suggests μ -distortions to be smaller than 4.7×10^{-5} [99], which is 2 times tighter than the original analysis [100].

4.3 Pulsar timing arrays

On smaller scales than μ -distortion constraints, the primordial curvature power spectrum is constrained by PTAs. An increase in power at a given scale will result in large first-order scalar perturbations at that scale. In cosmological perturbation theory at second order, scalar and tensor perturbations are coupled meaning this increase in power can be responsible for a stochastic gravitational wave background (see [101] for a review).

Recently, PTA collaborations NANOGrav [102, 103], EPTA [104, 105, 106], PPTA [107, 108, 109] and CPTA [110] have released data showing evidence for a stochastic gravitational wave background. There is already much literature investigating PTA results and \mathcal{P}_{ζ} [111, 112, 113, 114], equation of state [115, 116], as well as PBH studies [74, 117, 118, 119, 120, 121, 122, 123, 124, 125]. In addition to scalar-induced GWs there are many other cosmological explanations for this evidence [126, 127], such as phase transitions [128, 129, 130, 131, 132, 133, 134, 135] and topological defects [136, 137, 138, 139, 140, 141]. There are also astrophysical explanations for the signal [142, 143, 144, 145, 146], such as merging supermassive black holes. We assume that the stochastic gravitational wave background is due to something other than scalar-induced GWs, allowing us to place tighter constraints on the curvature power spectrum.

The scalar-induced GW spectrum today, Ω_{GWB} , from a given curvature power spectrum is given by [147, 148]

$$\Omega_{\text{GWB}}(k)h^2 \approx 3.2 \times 10^{-5} \int_0^1 dd \int_0^{\infty} ds \mathcal{T}_{\text{rad}}(d, s) \mathcal{P}_{\zeta} \left(\frac{k}{2}(s+d) \right) P_{\zeta} \left(\frac{k}{2}(s-d) \right), \quad (4.4)$$

with transfer function, $\mathcal{T}_{\text{rad}}(d, s)$, given in [149] for example.

To calculate the scalar-induced GW spectrum we used the python package [150], which assumes that the equation of state is constant during GW production. As discussed in Section 2.1, this is not the case for the early universe. A full calculation is beyond the scope of this paper, however, see Appendix B.3 for more discussion.

Then, we find the limiting amplitude of the given power spectrum such that PTA data may constrain the scalar-induced GW spectrum. We use the all-sky GW strain 95% upper limit data from NANOGrav15 [151], which we convert to a limit on primordial GWB energy density through the following equation

$$\Omega_{\text{GWB}}(f)h^2 = \frac{2\pi^2}{3H_0^2} f^2 h_c^2(f), \quad (4.5)$$

where $H_0=100 h \text{ km s}^{-1} \text{ Mpc}^{-1}$, and h_c is the GW strain. We convert this to units of wavelength via the following equation

$$f = 1.6\text{nHz} \left(\frac{k}{10^6 \text{Mpc}^{-1}} \right). \quad (4.6)$$

Finally, we arrive at our formula for constraining the power spectrum amplitude using PTA data

$$A_{\text{constraint}} = \text{Min} \left(\sqrt{\frac{\Omega_{\text{GWB,NG}}(k)h^2}{\Omega_{\text{GWB,signal}}(k, \mathcal{P}_\zeta)h^2}} \right), \quad (4.7)$$

where $\Omega_{\text{GWB,NG}}(k)$ is the constrained GWB value of NANOGrav and $\Omega_{\text{GWB,signal}}(k, \mathcal{P}_\zeta)$ is the GWB we calculate using Eq. (4.4).

The strain amplitude upper limit data was calculated in [151] in two ways, using a uniform and log-uniform prior. Assuming a uniform prior corresponds to each value in a model parameter's, θ , distribution to be equally likely. A log-uniform prior corresponds to a uniform distribution in $\ln(\theta)$. A log-uniform prior is typically assumed in Λ CDM fits of \mathcal{P}_ζ amplitude [152, 69], for example. It was shown that bounds derived with this assumed prior may be strongly sensitive to the choice of lower prior boundary [153].

To place our constraints on the primordial power spectrum we chose to use the strain data assuming a uniform prior, however, see [91] for constraints assuming a log-uniform prior. The choice of prior leads to differences in power spectrum amplitude constraints of $\mathcal{O}(2)$. As expected, the log-uniform prior leads to tighter constraints [151]. As previously discussed, this difference of order 2 in the power spectrum amplitude leads to many orders of magnitude differences in PBH abundance, making the prior choice an important decision when calculating such constraints. Prior dependence has been discussed in many other cosmological scenarios [154, 155, 156].

4.4 Constraining \mathcal{P}_ζ

4.4.1 Lognormal peak

As has been discussed, both direct and indirect observations can constrain the primordial curvature power spectrum. In Fig. 7 we show an example plot for the constraints on the lognormal power spectrum amplitude with $\Delta = 1.1$. A point above a given constraint line is ruled out by the respective constraint. We also show the values of the power spectrum amplitude leading to $f_{\text{PBH}} = 1$ and $f_{\text{PBH}} = 10^{-10}$. The small value of $f_{\text{PBH}} = 10^{-10}$ is the order of magnitude constraint we would reach if most of the dark matter consisted of WIMPs [157, 158, 159, 160, 161, 162, 163].

Using Fig. 7, we can identify the scales at which spectral distortion and PTA observations place tighter constraints on the power spectrum amplitude than direct PBH constraints. For the given values of f_{PBH} we can calculate the values of k_p that are ruled out by indirect constraints. We point out that each constraint line and each f_{PBH} line will differ upon variation of the width of the lognormal, Δ . This can be seen from each respective constraint equation, which all depend on \mathcal{P}_ζ . Using all this information we can make a parameter space constraint plot, which we show in Fig. 8.

Notably, μ -distortion constraints on power spectrum parameters remain similar regardless of each of the scenarios considered. This shows an insensitivity to f_{PBH} that comes from the relatively small

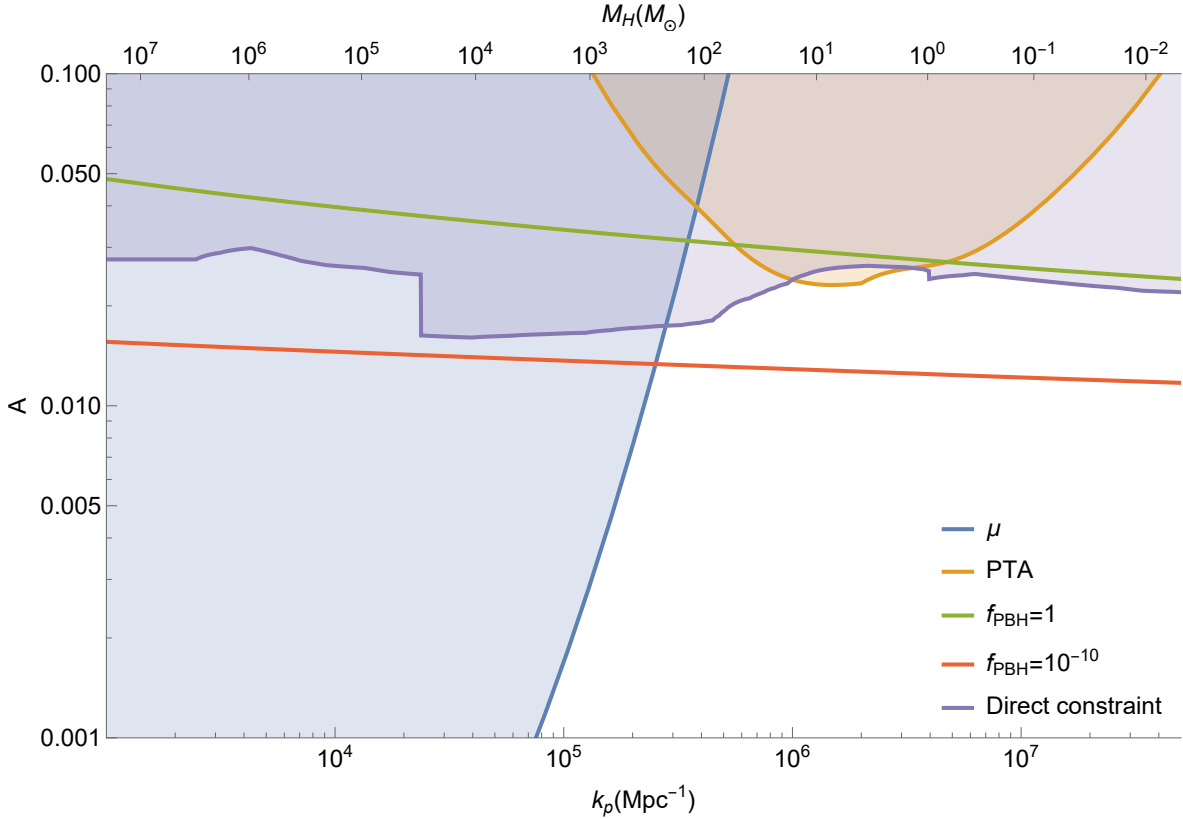


Figure 7: We show the indirect constraints on an example lognormal power spectrum, with $\Delta=1.1$. We also show the amplitude required to produce a PBH abundance $f_{\text{PBH}}=1$ and $f_{\text{PBH}}=10^{-10}$ and the current (direct) PBH constraint which lies in between these extreme values.

variation in direct observational constraint lines, which is due to the exponential sensitivity of f_{PBH} to the power spectrum amplitude. In other words, a relatively small change in A will result in a relatively big change in f_{PBH} . With regard to the PTA parameter space constraints, we see more dependence on our PBH constraint line. This is because PTA and PBH constraints are comparably tight, resulting in a sensitivity to relatively small changes in both PTA and PBH constraint lines. We also note the coincidence of scales between PTA observations and the QCD scale ($\approx 3 \times 10^6 \text{ Mpc}^{-1}$), which is evident from the plot.

We can see that a broader lognormal power spectrum leads to tighter μ -distortion and PTA constraints. In particular, we find that for $\Delta \lesssim 1$, PTA observations are unable to constrain the PBH abundance. In this case, it is not possible to detect QCD PT signatures on f_{PBH} using the current PTA data. In general, the region under a given line signifies the parameter values leading to direct observational constraints on power spectrum amplitude, and thus PBH abundance, being the most competitive. If we had used GW strain data with a log-uniform prior, as discussed in Section 4.3, then each PTA constraint line in Fig. 8 compete with direct observations to lower Δ .

In [33], PBHs in this mass range were argued to offer solutions to several ongoing issues [164, 165, 166]. Moreover, LIGO-Virgo-KAGRA detections of BHs of potentially primordial origin have also been studied in detail, including the QCD impact [11, 12]. We have shown that, if a lognormal \mathcal{P}_ζ doesn't

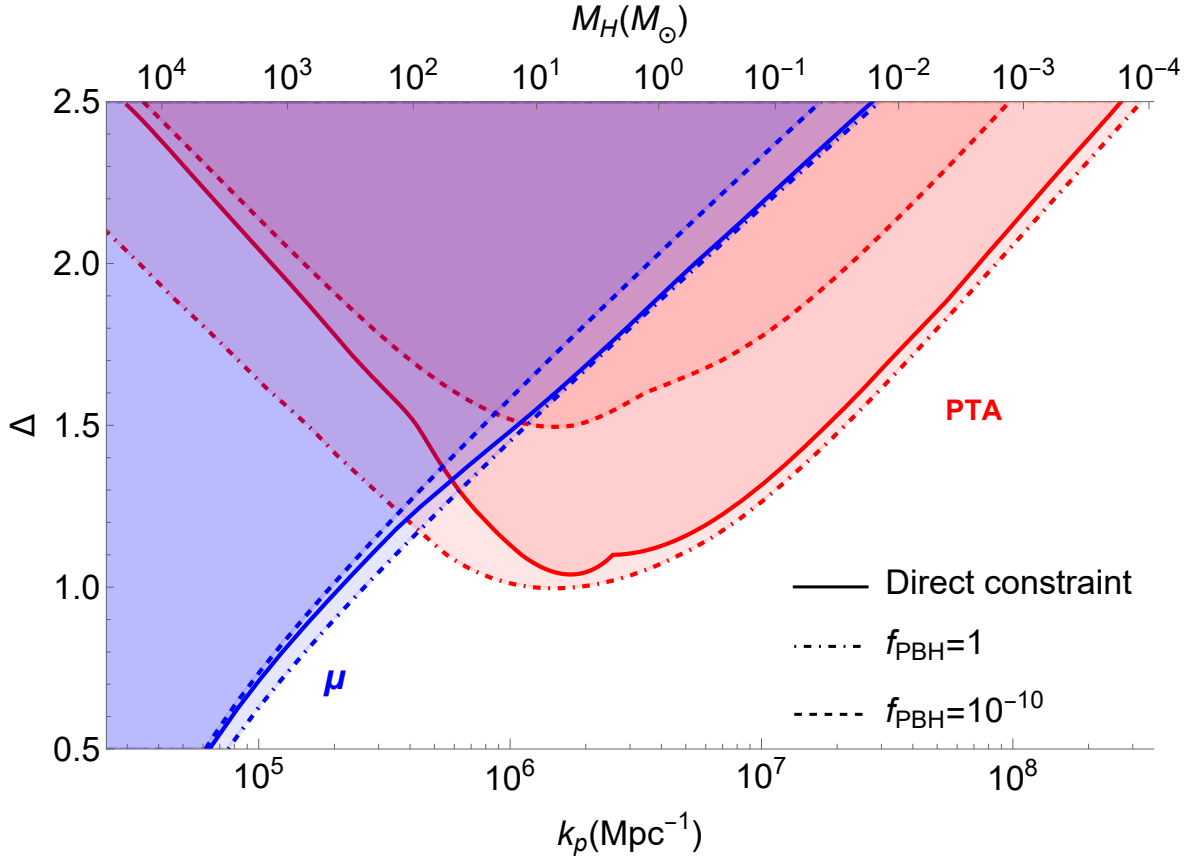


Figure 8: We show the constraints on the lognormal power spectrum from μ -distortions (blue line) and PTA (red line) for different scenarios. The parameter points above these lines cannot produce PBH populations with f_{PBH} values above those shown in the caption.

peak around the QCD scale, then it must be broad for the PT to impact the overall abundance. We have also shown that this scenario is tightly constrained. We reiterate that this conclusion is drawn assuming the PTA signal is not due to scalar-induced GWs and hence we are not trying to fit PTA data.

4.4.2 Broken power law peak

The broken power law power spectrum could be said to have several advantages over the lognormal if we want to motivate PBHs from the drops in δ_c . Firstly, instead of falling logarithmically about the peak it has sharper cut-offs. This results in scales around the peak having less of an effect on a given constraint. Secondly, with two extra parameters used to describe the BPL, we will have more freedom to control the overall power spectrum shape.

To produce the parameter space constraint plots for the BPL equivalent to Fig. 8, we had to fix two of (α, τ, λ) . For example, in the $[k_p, \alpha]$ plot we fixed both τ and λ . The fixed values we chose were based on [167], who found $\alpha = 4$, $\tau = 3$, and $\lambda = 1$ to be a relatively conservative parameter combination. In other words, a small change in each respective fixed parameter won't affect our conclusions. The results are shown in Fig. 9.

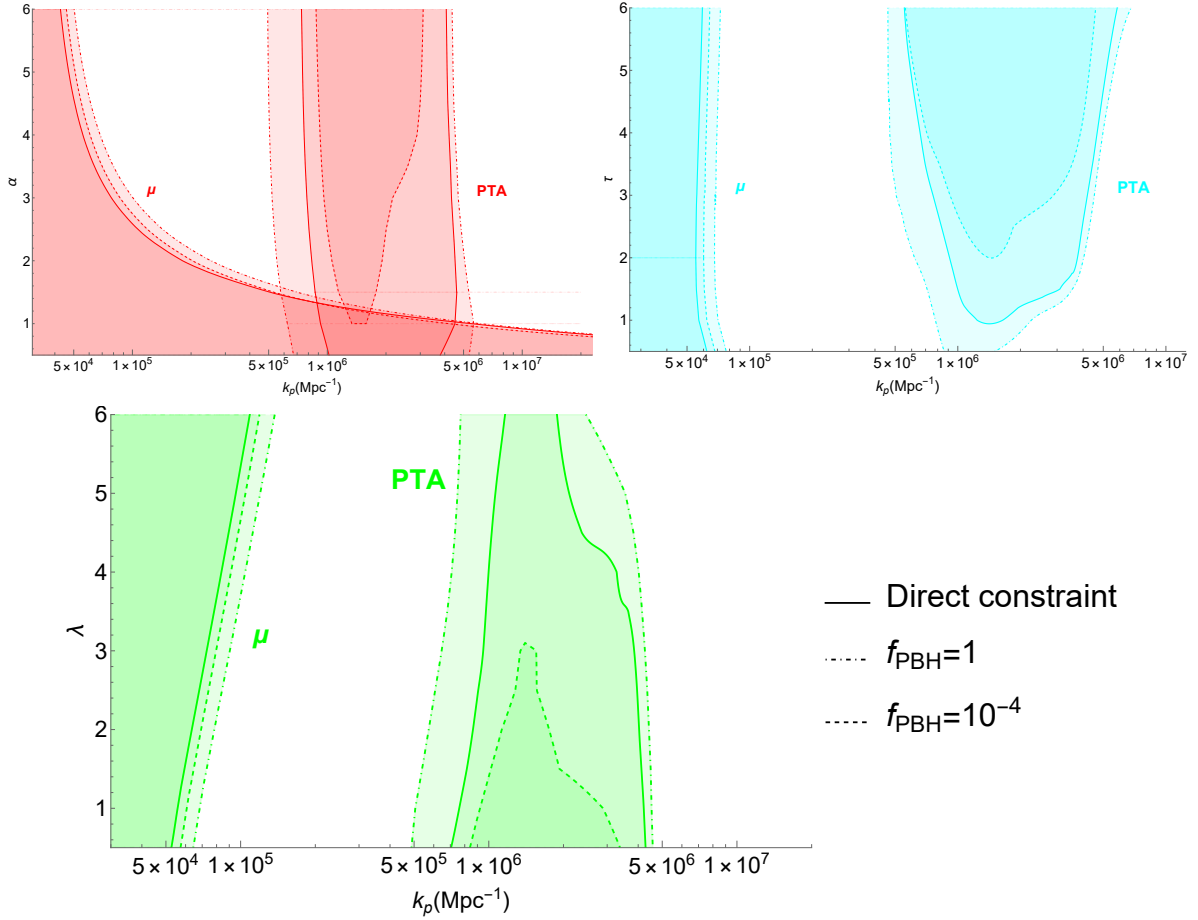


Figure 9: The constraints on BPL parameters (*Top left:* α , *Top right:* τ , *Bottom:* λ) and k_p coming from μ -distortions and PTA, where shaded regions are ruled out. We have also included $f_{\text{PBH}} = 1, 10^{-4}$ constraints. When varying each shape parameter respectively, we set the remaining two according to $\alpha = 4, \tau = 3$ and $\lambda = 1$.

We can see from Fig. 9, that for shape parameters τ and γ (describing the decay and width of the BPL power spectrum) the variation in constraining power of μ -distortion observations is not large. We note that this is particularly evident for the τ parameter, which is to be expected as this describes the tail of the distribution. For the growth parameter, α , we see that this is not the case. Decreasing α can be thought of as flattening out the power spectrum on scales $k < k_p$. Thus, it is also expected that decreasing α will lead to tighter μ -distortion constraints on power spectra peaked at smaller scales. This can be seen from the plot, which suggests a difficulty motivating BPL spectra with $\alpha \lesssim 1$.

Similar to the lognormal constraint plot, μ -distortion constraints appear to be insensitive to the value of f_{PBH} . On the other hand, we find that if we take $f_{\text{PBH}} = 10^{-10}$ (as was done in the lognormal case) then PTA null-detections rule out none of the parameter space. We thus compare constraints with the power spectrum amplitude leading to $f_{\text{PBH}} = 10^{-4}$. Using these constraints we consider the BPL parameter space permitting multiple PT imprints on PBH abundance in Appendix A. To make a more direct comparison between the lognormal we focus on the λ (width) parameter of the BPL for

the remainder of this subsection.

As mentioned in [Section 3.2](#), increasing the width parameter for both considered power spectra affects the variance of perturbations with respect to the density contrast differently. Direct PBH constraints depend on this quantity (as can be seen from rearranging [Eq. \(4.1\)](#)), making this an important distinction between the two spectra. Notably, increasing the width of the BPL (lognormal) results in more (less) tight direct constraints on the power spectrum amplitude. For the case of a BPL power spectrum with $\lambda \gtrsim 6$, we find that PTA constraints are no longer comparable to direct observational constraints. In other words, direct observations more tightly constrain the power spectrum amplitude than PTA constraints. If we had used log-uniform strain data there would be less unconstrained parameter space. However, we don't expect our conclusions regarding the BPL power spectrum to depend on this choice.

From [Fig. 9](#), we can see the other parameter space constraints don't share this property, with PTA constraints remaining relatively similar upon increasing α and τ . Looking at [Fig. 5](#), we see that a large portion of “interesting” (as defined in [Section 3.4](#)) parameter space is unconstrained by μ -distortion and PTA constraints. Thus, the shape of the power spectrum plays an important role if we wish to constrain the impact of the QCD PT on the PBH abundance using indirect observations. We have also shown that the constraining power of both direct and indirect observations can differ greatly based on the assumed peaked power spectrum shape. Upon variation of power spectrum parameters, the behaviour of the variance, σ_0^2 , plays an important role in this reasoning. We have shown that these differences in behaviour become more apparent when increasing the width of our respective power spectrum.

5 Conclusions

In this paper, we have calculated constraints on two popular parametrisations of peaked power spectra. Combining direct observational non-detections of primordial black holes, recent pulsar timing array data, and μ -distortions we have put constraints on the parameters of each power spectrum. We have also compared this to \mathcal{P}_ζ constraints assuming different values of f_{PBH} . We find the lognormal power spectrum parameter space to be more tightly constrained than that of the broken power law, offering less flexibility in describing populations of primordial black holes. We believe the additional freedom of the broken power law comes from having extra parameters and sharper cut-offs about the peak.

We have paid particular interest to standard model phase transitions throughout our analysis, investigating the impact that the corresponding drop in ω (and thus threshold for collapse) has on $f(M_{\text{PBH}})$. This was in part due to each phase transition scale corresponding to an interesting cosmological scale such that if a population of primordial black holes were to form around said scale, it could offer a solution to a cosmological unknown. In the context of the lognormal power spectrum, we find it difficult to motivate any of these scenarios.

For the broken power law we find that, upon increasing the width of the power spectrum, the variance of perturbations with respect to the density contrast decreases. This, in turn, leads to tighter direct PBH constraints on the power spectrum amplitude. We note that this also lowers the required amplitude needed to generate a given abundance of primordial black holes. We find that for width parameter $\lambda \gtrsim 6$ the pulsar timing array constraints are no longer competitive to the direct PBH constraints on the power spectrum. This results in a large region of parameter space in which the QCD phase transition has a large impact on primordial black hole abundances, whilst evading pulsar timing array constraints. Thus, different parameterisations of peaked power spectra can lead to vastly different conclusions as to whether the shape of our abundance curves can be impacted by the standard model-related drops in the equation of state.

Nonetheless, we found that for peaked power spectra it was difficult motivating primordial black holes with the drop in equation of state associated to the electroweak phase transition. We have also discussed the difficulties related to power spectra peaked at scales around e^-e^+ annihilation. Moreover, capturing the impact of more than one phase transition on primordial black hole abundances is not permitted for any of the parameter space values we considered.

Lastly, we show in the appendices that our results are insensitive to several extensions we could make to our calculations. Namely, non-linearities, collapse dynamic effects, and constraints including the full equation of state. This gives us more confidence in our conclusions above.

Acknowledgements

The authors thank A. Gow and S. Young for commenting on a draft of this paper and I. Aldecoa Tamayo, A. Aljazeera, G. Assant, R. Cereskaite, D. Gillies, A.J. Iovino, R. Munoz, K. Saikawa and S. Shirai for helpful conversations. XP is supported by an STFC studentship. CB is supported by STFC grants ST/X001040/1 and ST/X000796/1.

A A broad BPL example

As mentioned, the e^-e^+ annihilation scale coincides with tight μ -distortion constraints. Thus, when asking whether we can have a peaked power spectrum that captures features of two early universe phase transitions we are talking about the QCD and EW crossovers. The BPL offers a more interesting answer to this question than the lognormal, which requires an unreasonable width. As can be seen from Fig. 9 there is a large portion of unconstrained $[k_p, \tau]$ parameter space with small τ . We can thus realise a situation in which two PTs significantly impact our abundance calculations: k^4 growth in power [168] (or steeper [169, 170, 171, 172] to a peak at $10^5 \text{ Mpc}^{-1} \lesssim k_p \lesssim k_{QCD} \approx 3 \times 10^6 \text{ Mpc}^{-1}$ with $\tau \ll 1$).

In this scenario, we are able to capture the effects of the QCD PT on PBH abundances, due to the position of the peak. Combined with the steep growth we are also able to evade μ constraints. Lastly, the shape parameter $\tau \ll 1$ results in a long tail in our distribution, allowing us to also capture EW effects on our abundance. This seems interesting until we consider correlations between δ and ζ . The correlation coefficient, discussed in the appendix of [173], is defined as

$$\gamma_{\delta\zeta} = \frac{\sigma_{\delta\zeta}^2}{\sigma_\delta\sigma_\zeta}, \quad (\text{A.1})$$

with

$$\begin{aligned} \sigma_{\delta\zeta}^2 &= \frac{4}{9} \int_0^\infty \frac{dk}{k} (kR)^2 \tilde{W}(k, R) \mathcal{P}_\zeta(k), \\ \sigma_\delta^2 &= \frac{16}{81} \int_0^\infty \frac{dk}{k} (kR)^4 \tilde{W}^2(k, R) \mathcal{P}_\zeta(k), \\ \sigma_\zeta^2 &= \int_0^\infty \frac{dk}{k} \mathcal{P}_\zeta(k). \end{aligned} \quad (\text{A.2})$$

If $\gamma_{\delta\zeta}$ is close to one, then δ and ζ are highly correlated. In other words, a peak in δ corresponds to a peak in ζ . This validates the high-peak limit assumption, and thus spherical symmetry. On the contrary, if the correlation coefficient is close to zero then perturbation theory based on ζ doesn't work. In other words, whilst small values of δ could give $f_{\text{PBH}} \approx 1$, this could result in ζ greater than unity. This leads to our results being unreliable, so we would ideally be using power spectrum parameters such that $\gamma_{\delta\zeta} \approx 1$.

In Fig. 10 we plot the correlation coefficient for the τ parameter of the BPL \mathcal{P}_ζ . The figure shows that for $\tau \ll 1$ we obtain $\gamma_{\delta\zeta} \ll 1$. Thus, we are unable to draw any reliable conclusions from our method regarding $\tau \ll 1$. A log-likelihood analysis of EPTADR2 and NANOGrav15 data, however, has shown that this scenario is largely disfavoured [74].

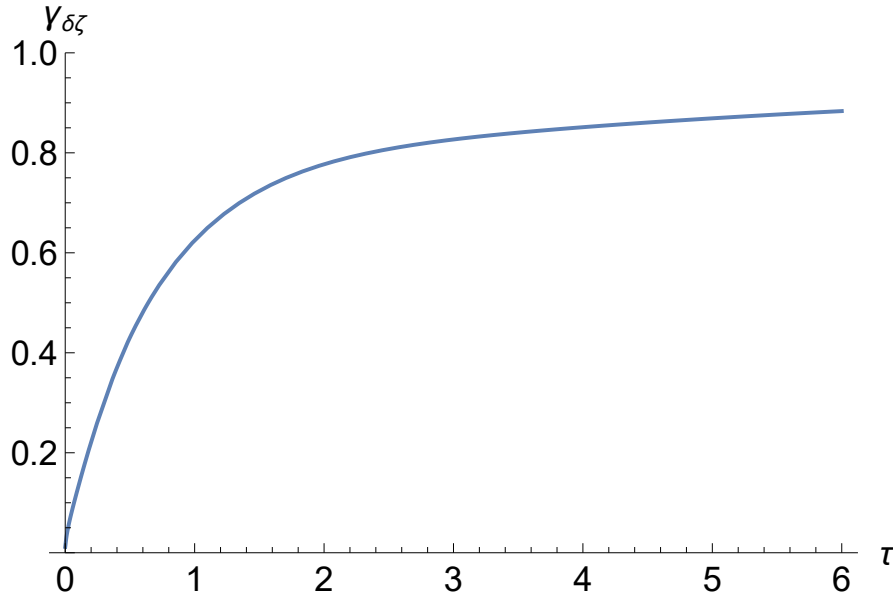


Figure 10: The correlation coefficient, $\gamma_{\delta\zeta}$ for the BPL shape parameter τ . This value quantifies the correlation between δ and ζ . As $\tau \ll 1$, these quantities are highly uncorrelated, which would lead our results to be unreliable.

We calculate $\gamma_{\delta\zeta}$ for the lognormal and BPL parameter values leading to the $f_{\text{QCD}}/f_{\text{peak}} \approx 9$, as discussed in Section 3.4. For the BPL, the width parameter $\lambda = 40$ leads to $\gamma_{\delta\zeta} \approx 0.39$. For the lognormal, the width parameter $\Delta = 2.5$ leads to $\gamma_{\delta\zeta} \approx 0.3$. This shows that our results leading to this large impact on abundance are more reliable if we assume the shape of the power spectrum is a BPL instead of a lognormal.

B Extensions of our work

B.1 Threshold calculations

As mentioned in the main text, when calculating the threshold of collapse for PBHs from the equation of state there are many extensions we can make. Our method, for example, neglects the effects of sound speed and doesn't compute the gravitational potential correctly. Calculating the threshold including these effects was done in [11]. The shape differs slightly from ours, however the total relative drop is similar. We argue that for our discussions involving the threshold the more important factor is the relative change and not the shape. Thus, we are not concerned by this discrepancy and believe our conclusions remain reliable despite being approximate. We compare these thresholds in Fig. 11.

The third alternative available to us is to rewrite our equation of state in terms of relativistic degrees of energy density, $g_{*\rho}$, and entropy density, g_{*s} . These are related to energy and entropy via

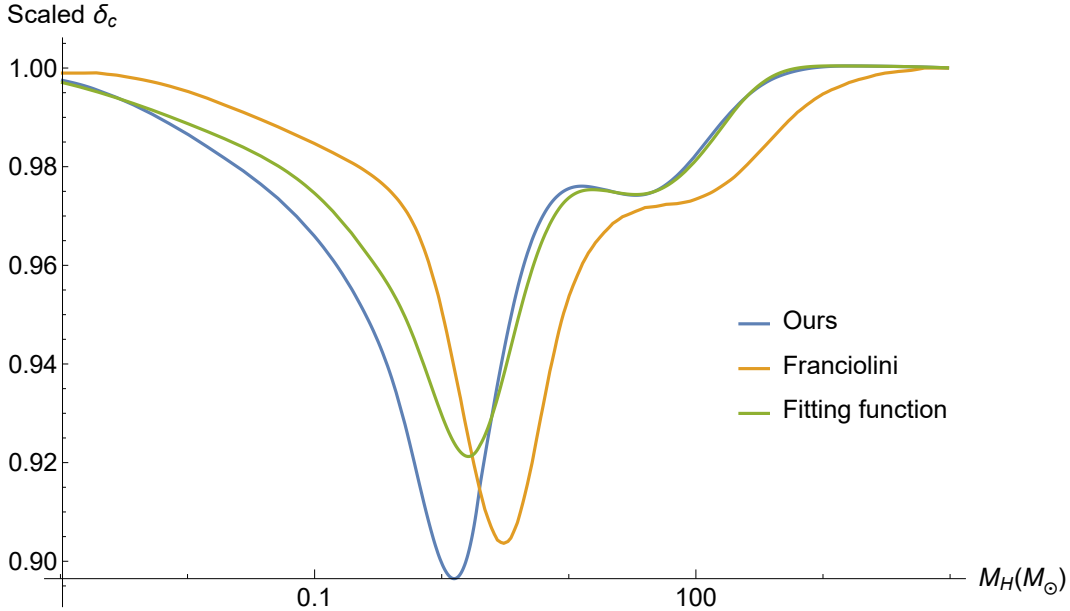


Figure 11: We plot three comparisons of the relative change in threshold for collapse during the QCD PT. We can see that our threshold calculation leads to a similar drop in threshold to [11]. We also plot results obtained from fitting functions of energy and entropy densities, which leads to a slightly reduced drop.

the following equations

$$g_{*\rho}(T) \equiv \frac{30\rho(T)}{\pi^2 T^4}, \quad g_{*s}(T) \equiv \frac{45s(T)}{2\pi^2 T^3}, \quad (\text{B.1})$$

where s is the entropy density.

We can retrieve the pressure p from the relationship between the energy density and entropy density via $p = sT - \rho$. Then we are able to recast $\omega(T)$ as

$$\omega(T) \equiv \frac{p(T)}{\rho(T)} = \frac{4g_{*s}(T)}{3g_{*\rho}(T)} - 1. \quad (\text{B.2})$$

Using fitting functions for these densities, provided by [174], we can plot the corresponding threshold for collapse. The lack of reduction in threshold is noticeable, which we expect would lead to different results to ones we found. In particular, to obtain the same impact from a given phase transition on PBH abundance at a fixed k_p , we would require a broader power spectrum which is more tightly constrained.

This is due to the authors specifically constructing smooth functions which reproduce the features of $g_{*s}(T)$ and $g_{*\rho}(T)$. This does not necessarily mean that fine features in some composite functions of these two quantities can be reproduced. If we wanted to construct composite functions such as $g_{*s}(T)/g_{*\rho}(T)$ we would require information on the correlations between the two functions, else we have very large errors. We conclude that, in the context of $\omega(T)$ and primordial black hole abundances, it is better to follow the method outlined in the main text.

B.2 $\kappa(M_H)$, $\gamma(M_H)$

Another extension of our work that could be made is regarding Eq. (3.14). As discussed in [11], in a full calculation the quantities κ and γ are nonconstant during a PT. These numerical factors depend

on the radial profile of the perturbations being considered as well as the characteristic scale of the horizon crossing of said perturbations. We plot the impact of the M_H dependence of these quantities on the PBH abundance in Fig. 12, assuming a nearly scale-invariant curvature power spectrum.

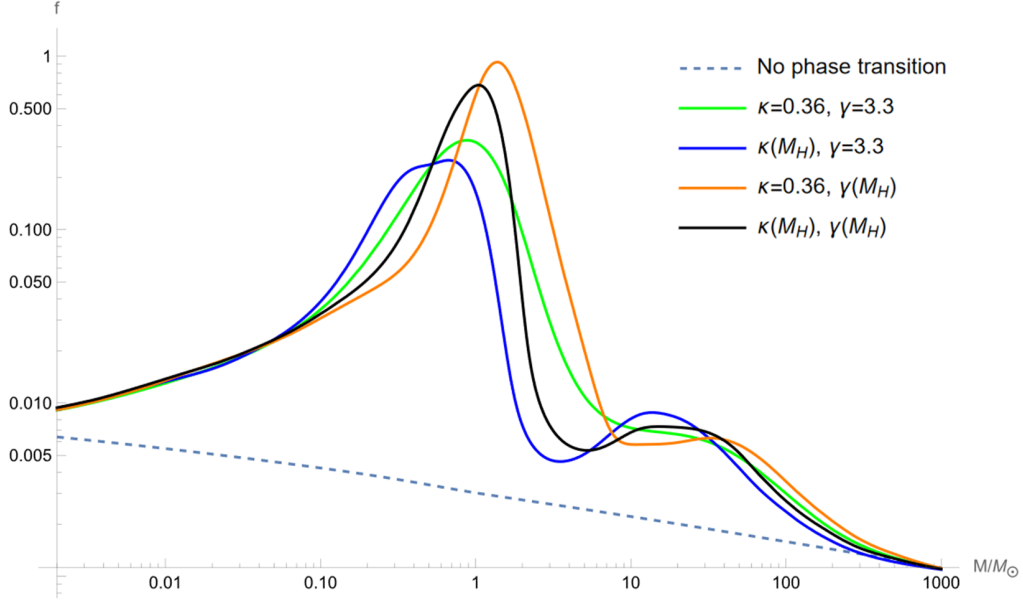


Figure 12: The PBH mass function $f(M_{\text{PBH}})$ calculated varying the M_H dependence of the quantities κ and γ . The dashed line shows the resulting abundance with no PTs. The green line follows our typical calculation.

As can be seen from the plot, the shape of each abundance curve remains similar. There are, however, some interesting distinctions. In particular, accounting for variation in γ boosts PBH abundance by a factor of 2. Secondly, varying κ seems to shift the peak to slightly lower masses. Once more, we believe our conclusions would not be altered by the inclusion of the variation of these parameters in our calculations.

B.3 Constraint dependence on M_H

Lastly, we comment on the impact of a varying equation of state on our constraints. For example, the scalar-induced GW spectrum we calculated assumes the constant radiation domination value of ω . As previously discussed, this is not the case in the early universe. We show the PTA constraints for different constant values of ω in Fig. 13. As can be seen, if ω decreases the constraints on \mathcal{P}_ζ are less severe. We can go further toward the complete picture by using $\omega(T)$, however, this makes the computation much more involved. From the figure we expect these changes to be relatively small. We note that this has been done for a cut power-law power spectrum [175].

As well as PTA constraints depending on the equation of state, direct PBH constraints also depend on this quantity. This can be seen from Eq. (3.7), where it is understood that the threshold depends on ω . Moreover, the overall factor we multiply our PBH constraint line in Appendix C in order to approximate non-linearities depends on both threshold and gravitational potential. In Fig. 13, we also show the impact of including these additional contributions to the PBH constraint line. Again, we see the impact of this inclusion is relatively small.

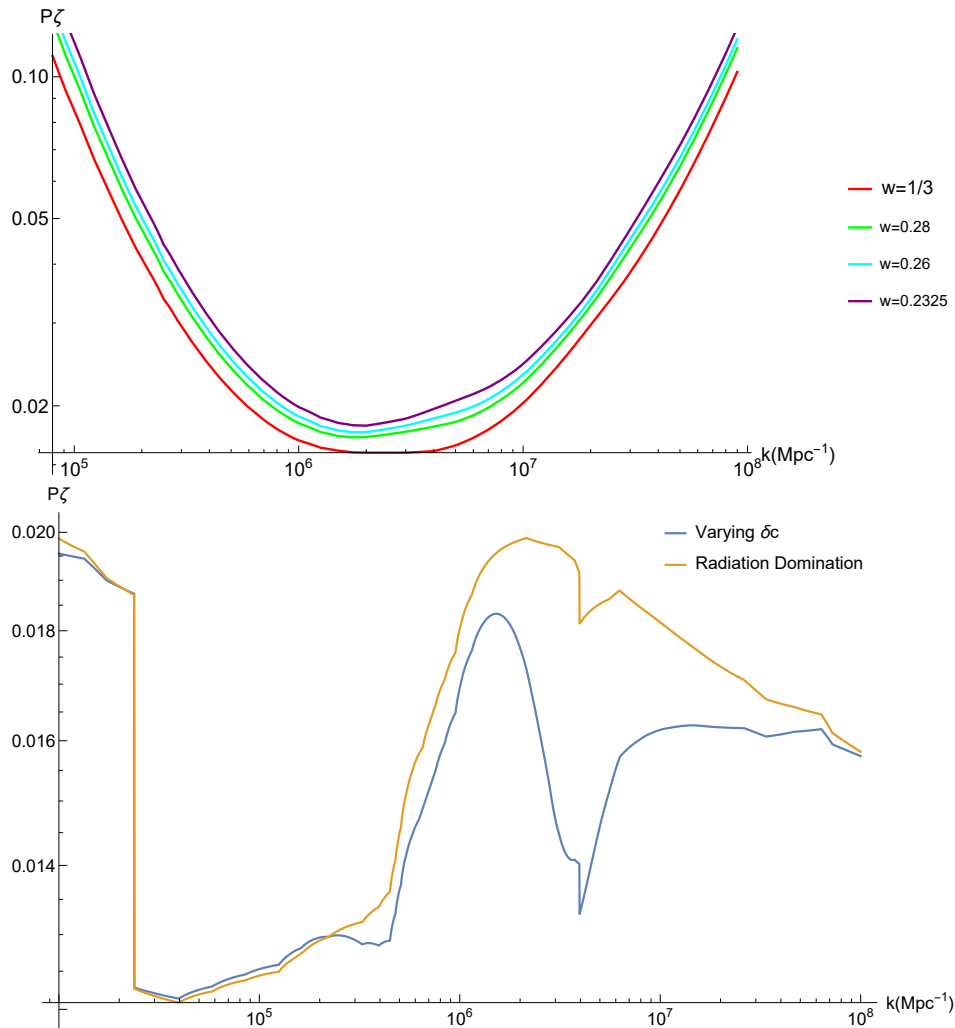


Figure 13: This plot shows the (*Top*: PTA, *Bottom*: PBH) constraints on the lognormal power spectrum, varying the equation of state parameter. As we can see, a reduction in the equation of state results in a weaker constraint on the power spectrum from PTA data, but tighter constraints from the null-detection of PBH. In both cases, the change is relatively small.

C Non-linearities

It has been known for some time that the density contrast and curvature perturbation have a non-linear relationship [89]. In the super-horizon regime, this can be expressed as [176]

$$\delta(\hat{r}) = -\frac{4(1+\omega)}{5+3\omega} \left(\frac{1}{aH}\right)^2 \exp\left(-\frac{5\zeta(r)}{2}\right) \nabla^2 \exp\left(\frac{\zeta(r)}{2}\right), \quad (\text{C.1})$$

where \hat{r} is the radial coordinate in the comoving synchronous gauge, and in spherical symmetry

$$\nabla^2 = \frac{\partial^2}{\partial r^2} + \frac{2}{r} \frac{\partial}{\partial r}. \quad (\text{C.2})$$

The result of this relationship is that we expect the density contrast to be non-Gaussian, regardless of whether ζ follows a Gaussian distribution. However, when calculating PBH abundances we are more interested in the smoothed density contrast. This can be written in terms of a linear, Gaussian component δ_l as follows

$$\delta_m = \delta_l - \frac{3}{8}\delta_l^2. \quad (\text{C.3})$$

The critical amplitude of this component can be calculated by inverting the above, giving

$$\delta_{c,l\pm} = \frac{4}{3} \left(1 \pm \sqrt{\frac{2-3\delta_c}{2}} \right). \quad (\text{C.4})$$

We can further note that the number density of sufficiently rare peaks in a comoving volume for a random Gaussian field is [67]

$$\mathcal{N} = \left(\frac{\sigma_1^3}{4\pi^2\sigma_0^3} \right) \nu^3 \exp\left(-\frac{\nu^2}{2}\right), \quad (\text{C.5})$$

where $\nu \equiv \delta_l/\sigma_0$. Following [177], peaks theory is then used to calculate β such that the non-linear relationship between δ and ζ is accounted for, given as

$$\beta(M_H) = \int_{\nu_{c-}}^{\frac{4}{3\sigma_0}} d\nu \frac{\kappa}{3\pi} (\nu\sigma_0 - \frac{3}{8}(\nu\sigma_0)^2 - \delta_c)^\gamma \left(\frac{\sigma_1}{aH\sigma_0} \right)^3 \nu^3 \exp\left(-\frac{\nu^2}{2}\right), \quad (\text{C.6})$$

where $\nu_{c-} \equiv \delta_{c,l-}/\sigma_0$.

To account for non-linearities when calculating our PBH constraints, we follow the arguments of [68]. They assume that each peak that collapses to form a PBH has an amplitude close to the critical value. Using the Fourier transform of the top-hat window function, which provides an analytic relation between δ and ζ , $\delta_c = 0.55$ [88] which leads to the critical amplitude of the Gaussian component $\delta_{c,l-} \approx 0.77$. Thus, they conclude that peaks should have an amplitude 1.41 times larger if we are to approximate non-linearities. The overall factor we times our PBH constraint line is then $1.41^2=1.98$, because $\mathcal{P}_\zeta \propto \delta_c^2$.

References

- [1] Ya. B. Zeldovich and I. D. Novikov. “The Hypothesis of Cores Retarded during Expansion and the Hot Cosmological Model”. In: *Soviet Astronomy* 10 (Feb. 1967), p. 602.
- [2] Stephen Hawking. “Gravitationally Collapsed Objects of Very Low Mass”. In: *Monthly Notices of the Royal Astronomical Society* 152.1 (Apr. 1971), pp. 75–78. ISSN: 0035-8711. DOI: [10.1093/mnras/152.1.75](https://doi.org/10.1093/mnras/152.1.75). eprint: <https://academic.oup.com/mnras/article-pdf/152/1/75/9360899/mnras152-0075.pdf>. URL: <https://doi.org/10.1093/mnras/152.1.75>.
- [3] B. J. Carr and S. W. Hawking. “Black Holes in the Early Universe”. In: *Monthly Notices of the Royal Astronomical Society* 168.2 (Aug. 1974), pp. 399–415. DOI: [10.1093/mnras/168.2.399](https://doi.org/10.1093/mnras/168.2.399). eprint: <https://academic.oup.com/mnras/article-pdf/168/2/399/8079885/mnras168-0399.pdf>. URL: <https://doi.org/10.1093/mnras/168.2.399>.
- [4] G. F. Chapline. “Cosmological effects of primordial black holes”. In: *Nature* 253.5489 (Jan. 1975), pp. 251–252. DOI: [10.1038/253251a0](https://doi.org/10.1038/253251a0).
- [5] Anne M Green and Bradley J Kavanagh. “Primordial black holes as a dark matter candidate”. In: *Journal of Physics G: Nuclear and Particle Physics* 48.4 (Feb. 2021), p. 043001. ISSN: 1361-6471. DOI: [10.1088/1361-6471/abc534](https://doi.org/10.1088/1361-6471/abc534). URL: <http://dx.doi.org/10.1088/1361-6471/abc534>.

- [6] Bernard Carr and Florian Kühnel. “Primordial black holes as dark matter candidates”. In: *Sci-Post Physics Lecture Notes* (May 2022). ISSN: 2590-1990. DOI: [10.21468/scipostphyslectnotes.48](https://doi.org/10.21468/scipostphyslectnotes.48). URL: <http://dx.doi.org/10.21468/SciPostPhysLectNotes.48>.
- [7] B. P. et al. Abbott. “Binary Black Hole Mergers in the First Advanced LIGO Observing Run”. In: *Physical Review X* 6.4 (Oct. 2016). ISSN: 2160-3308. DOI: [10.1103/physrevx.6.041015](https://doi.org/10.1103/physrevx.6.041015). URL: <http://dx.doi.org/10.1103/PhysRevX.6.041015>.
- [8] R. et al. Abbott. “GWTC-3: Compact Binary Coalescences Observed by LIGO and Virgo during the Second Part of the Third Observing Run”. In: *Physical Review X* 13.4 (Dec. 2023). ISSN: 2160-3308. DOI: [10.1103/physrevx.13.041039](https://doi.org/10.1103/physrevx.13.041039). URL: <http://dx.doi.org/10.1103/PhysRevX.13.041039>.
- [9] B. P. Abbott et al. “Prospects for observing and localizing gravitational-wave transients with Advanced LIGO, Advanced Virgo and KAGRA”. In: *Living Rev. Rel.* 19 (2016), p. 1. DOI: [10.1007/s41114-020-00026-9](https://doi.org/10.1007/s41114-020-00026-9). arXiv: [1304.0670](https://arxiv.org/abs/1304.0670) [gr-qc].
- [10] Simeon Bird et al. “Did LIGO Detect Dark Matter?” In: *Physical Review Letters* 116.20 (May 2016). ISSN: 1079-7114. DOI: [10.1103/physrevlett.116.201301](https://doi.org/10.1103/physrevlett.116.201301). URL: <http://dx.doi.org/10.1103/PhysRevLett.116.201301>.
- [11] Gabriele Franciolini et al. “From inflation to black hole mergers and back again: Gravitational-wave data-driven constraints on inflationary scenarios with a first-principle model of primordial black holes across the QCD epoch”. In: *Physical Review D* 106.12 (Dec. 2022). ISSN: 2470-0029. DOI: [10.1103/physrevd.106.123526](https://doi.org/10.1103/physrevd.106.123526). URL: <http://dx.doi.org/10.1103/PhysRevD.106.123526>.
- [12] Albert Escrivà, Eleni Bagui, and Sebastien Clesse. “Simulations of PBH formation at the QCD epoch and comparison with the GWTC-3 catalog”. In: *Journal of Cosmology and Astroparticle Physics* 2023.05 (May 2023), p. 004. ISSN: 1475-7516. DOI: [10.1088/1475-7516/2023/05/004](https://doi.org/10.1088/1475-7516/2023/05/004). URL: <http://dx.doi.org/10.1088/1475-7516/2023/05/004>.
- [13] Eleni Bagui et al. *Primordial black holes and their gravitational-wave signatures*. 2023. arXiv: [2310.19857](https://arxiv.org/abs/2310.19857) [astro-ph.CO]. URL: <https://arxiv.org/abs/2310.19857>.
- [14] Albert Escrivà, Florian Kühnel, and Yuichiro Tada. “Primordial black holes”. In: *Black Holes in the Era of Gravitational-Wave Astronomy*. Elsevier, 2024, pp. 261–377. ISBN: 9780323956369. DOI: [10.1016/b978-0-32-395636-9.00012-8](https://doi.org/10.1016/b978-0-32-395636-9.00012-8). URL: <http://dx.doi.org/10.1016/B978-0-32-395636-9.00012-8>.
- [15] Chul-Moon Yoo. *The basics of primordial black hole formation and abundance estimation*. 2024. arXiv: [2211.13512](https://arxiv.org/abs/2211.13512) [astro-ph.CO]. URL: <https://arxiv.org/abs/2211.13512>.
- [16] Vicente Atal and Cristiano Germani. “The role of non-gaussianities in Primordial Black Hole formation”. In: *Phys. Dark Univ.* 24 (2019), p. 100275. DOI: [10.1016/j.dark.2019.100275](https://doi.org/10.1016/j.dark.2019.100275). arXiv: [1811.07857](https://arxiv.org/abs/1811.07857) [astro-ph.CO].
- [17] Andrew D. Gow et al. “Non-perturbative non-Gaussianity and primordial black holes”. In: *EPL* 142.4 (2023), p. 49001. DOI: [10.1209/0295-5075/acd417](https://doi.org/10.1209/0295-5075/acd417). arXiv: [2211.08348](https://arxiv.org/abs/2211.08348) [astro-ph.CO].
- [18] Shi Pi. *Non-Gaussianities in primordial black hole formation and induced gravitational waves*. 2024. arXiv: [2404.06151](https://arxiv.org/abs/2404.06151) [astro-ph.CO]. URL: <https://arxiv.org/abs/2404.06151>.
- [19] Y. Akrami et al. “Planck 2018 results. X. Constraints on inflation”. In: *Astron. Astrophys.* 641 (2020), A10. DOI: [10.1051/0004-6361/201833887](https://doi.org/10.1051/0004-6361/201833887). arXiv: [1807.06211](https://arxiv.org/abs/1807.06211) [astro-ph.CO].
- [20] Hayato Motohashi and Wayne Hu. “Primordial black holes and slow-roll violation”. In: *Phys. Rev. D* 96 (6 Sept. 2017), p. 063503. DOI: [10.1103/PhysRevD.96.063503](https://doi.org/10.1103/PhysRevD.96.063503). URL: <https://link.aps.org/doi/10.1103/PhysRevD.96.063503>.

- [21] Juan Garcia-Bellido and Ester Ruiz Morales. “Primordial black holes from single field models of inflation”. In: *Physics of the Dark Universe* 18 (2017), pp. 47–54. ISSN: 2212-6864. DOI: <https://doi.org/10.1016/j.dark.2017.09.007>. URL: <https://www.sciencedirect.com/science/article/pii/S2212686417300493>.
- [22] Soma Heydari and Kayoomars Karami. “Primordial black holes in non-canonical scalar field inflation driven by quartic potential in the presence of bump”. In: *JCAP* 02 (2024), p. 047. DOI: [10.1088/1475-7516/2024/02/047](https://doi.org/10.1088/1475-7516/2024/02/047). arXiv: [2309.01239](https://arxiv.org/abs/2309.01239) [[astro-ph.CO](#)].
- [23] Philippa S. Cole et al. “Primordial black holes from single-field inflation: a fine-tuning audit”. In: *JCAP* 08 (2023), p. 031. DOI: [10.1088/1475-7516/2023/08/031](https://doi.org/10.1088/1475-7516/2023/08/031). arXiv: [2304.01997](https://arxiv.org/abs/2304.01997) [[astro-ph.CO](#)].
- [24] Wenzer Qin et al. “Planck constraints and gravitational wave forecasts for primordial black hole dark matter seeded by multifield inflation”. In: *Phys. Rev. D* 108.4 (2023), p. 043508. DOI: [10.1103/PhysRevD.108.043508](https://doi.org/10.1103/PhysRevD.108.043508). arXiv: [2303.02168](https://arxiv.org/abs/2303.02168) [[astro-ph.CO](#)].
- [25] Ioanna Stamou. “Mechanisms for producing Primordial Black Holes from Inflationary Models Beyond Fine-Tuning”. In: (Apr. 2024). arXiv: [2404.14321](https://arxiv.org/abs/2404.14321) [[astro-ph.CO](#)].
- [26] Tomohiro Harada et al. “PRIMORDIAL BLACK HOLE FORMATION IN THE MATTER-DOMINATED PHASE OF THE UNIVERSE”. In: *The Astrophysical Journal* 833.1 (Dec. 2016), p. 61. ISSN: 1538-4357. DOI: [10.3847/1538-4357/833/1/61](https://doi.org/10.3847/1538-4357/833/1/61). URL: <http://dx.doi.org/10.3847/1538-4357/833/1/61>.
- [27] Tomohiro Harada et al. “Spins of primordial black holes formed in the matter-dominated phase of the Universe”. In: *Physical Review D* 96.8 (Oct. 2017). ISSN: 2470-0029. DOI: [10.1103/PhysRevD.96.083517](https://doi.org/10.1103/PhysRevD.96.083517). URL: <http://dx.doi.org/10.1103/PhysRevD.96.083517>.
- [28] Valerio De Luca et al. “Primordial black holes in matter-dominated eras: The role of accretion”. In: *Physics Letters B* 832 (Sept. 2022), p. 137265. ISSN: 0370-2693. DOI: [10.1016/j.physletb.2022.137265](https://doi.org/10.1016/j.physletb.2022.137265). URL: <http://dx.doi.org/10.1016/j.physletb.2022.137265>.
- [29] Rouzbeh Allahverdi et al. “The First Three Seconds: a Review of Possible Expansion Histories of the Early Universe”. In: (June 2020). DOI: [10.21105/astro.2006.16182](https://doi.org/10.21105/astro.2006.16182). arXiv: [2006.16182](https://arxiv.org/abs/2006.16182) [[astro-ph.CO](#)].
- [30] Karsten Jedamzik. “Primordial black hole formation during the QCD epoch”. In: *Phys. Rev. D* 55 (10 May 1997), R5871–R5875. DOI: [10.1103/PhysRevD.55.R5871](https://doi.org/10.1103/PhysRevD.55.R5871). URL: <https://link.aps.org/doi/10.1103/PhysRevD.55.R5871>.
- [31] Christian Y. Cardall and George M. Fuller. “Semianalytic analysis of primordial black hole formation during a first order QCD phase transition”. In: (Jan. 1998). arXiv: [astro-ph/9801103](https://arxiv.org/abs/astro-ph/9801103).
- [32] K. Jedamzik and Jens C. Niemeyer. “Primordial black hole formation during first order phase transitions”. In: *Phys. Rev. D* 59 (1999), p. 124014. DOI: [10.1103/PhysRevD.59.124014](https://doi.org/10.1103/PhysRevD.59.124014). arXiv: [astro-ph/9901293](https://arxiv.org/abs/astro-ph/9901293).
- [33] Bernard Carr et al. “Cosmic Conundra Explained by Thermal History and Primordial Black Holes”. In: *arXiv e-prints*, arXiv:1906.08217 (June 2019), arXiv:1906.08217. DOI: [10.48550/arXiv.1906.08217](https://doi.org/10.48550/arXiv.1906.08217). arXiv: [1906.08217](https://arxiv.org/abs/1906.08217) [[astro-ph.CO](#)].
- [34] Joaquim Iguaz Juan, Pasquale D. Serpico, and Guillermo Franco Abellán. “The QCD phase transition behind a PBH origin of LIGO/Virgo events?” In: *JCAP* 07.07 (2022), p. 009. DOI: [10.1088/1475-7516/2022/07/009](https://doi.org/10.1088/1475-7516/2022/07/009). arXiv: [2204.07027](https://arxiv.org/abs/2204.07027) [[astro-ph.CO](#)].

- [35] Jens Chluba, Adrienne L. Erickcek, and Ido Ben-Dayan. “Probing the inflaton: Small-scale power spectrum constraints from measurements of the CMB energy spectrum”. In: *Astrophys. J.* 758 (2012), p. 76. DOI: [10.1088/0004-637X/758/2/76](https://doi.org/10.1088/0004-637X/758/2/76). arXiv: [1203.2681](https://arxiv.org/abs/1203.2681) [[astro-ph.CO](#)].
- [36] L. F. Abbott, Edward Farhi, and Mark B. Wise. “Particle production in the new inflationary cosmology”. In: *Physics Letters B* 117.1-2 (Nov. 1982), pp. 29–33. DOI: [10.1016/0370-2693\(82\)90867-X](https://doi.org/10.1016/0370-2693(82)90867-X).
- [37] Jennie H. Traschen and Robert H. Brandenberger. “Particle production during out-of-equilibrium phase transitions”. In: *Phys. Rev. D* 42 (8 Oct. 1990), pp. 2491–2504. DOI: [10.1103/PhysRevD.42.2491](https://doi.org/10.1103/PhysRevD.42.2491). URL: <https://link.aps.org/doi/10.1103/PhysRevD.42.2491>.
- [38] Bruce A. Bassett, Shinji Tsujikawa, and David Wands. “Inflation dynamics and reheating”. In: *Reviews of Modern Physics* 78.2 (May 2006), pp. 537–589. ISSN: 1539-0756. DOI: [10.1103/revmodphys.78.537](https://doi.org/10.1103/revmodphys.78.537). URL: <http://dx.doi.org/10.1103/RevModPhys.78.537>.
- [39] Rouzbeh Allahverdi et al. “Reheating in Inflationary Cosmology: Theory and Applications”. In: *Annual Review of Nuclear and Particle Science* 60.1 (Nov. 2010), pp. 27–51. ISSN: 1545-4134. DOI: [10.1146/annurev.nucl.012809.104511](https://doi.org/10.1146/annurev.nucl.012809.104511). URL: <http://dx.doi.org/10.1146/annurev.nucl.012809.104511>.
- [40] Karsten Jedamzik. “Primordial black hole formation during cosmic phase transitions”. In: (June 2024). arXiv: [2406.11417](https://arxiv.org/abs/2406.11417) [[astro-ph.CO](#)].
- [41] Lars Husdal. “On Effective Degrees of Freedom in the Early Universe”. In: *Galaxies* 4.4, 78 (Dec. 2016), p. 78. DOI: [10.3390/galaxies4040078](https://doi.org/10.3390/galaxies4040078). arXiv: [1609.04979](https://arxiv.org/abs/1609.04979) [[astro-ph.CO](#)].
- [42] Tomohiro Nakama, Joseph Silk, and Marc Kamionkowski. “Stochastic gravitational waves associated with the formation of primordial black holes”. In: *Physical Review D* 95.4 (Feb. 2017). ISSN: 2470-0029. DOI: [10.1103/physrevd.95.043511](https://doi.org/10.1103/physrevd.95.043511). URL: <http://dx.doi.org/10.1103/PhysRevD.95.043511>.
- [43] B. J. Carr et al. “New cosmological constraints on primordial black holes”. In: *Phys. Rev. D* 81 (2010), p. 104019. DOI: [10.1103/PhysRevD.81.104019](https://doi.org/10.1103/PhysRevD.81.104019). arXiv: [0912.5297](https://arxiv.org/abs/0912.5297) [[astro-ph.CO](#)].
- [44] Georges Aad et al. “Combined Measurement of the Higgs Boson Mass in pp Collisions at $\sqrt{s} = 7$ and 8 TeV with the ATLAS and CMS Experiments”. In: *Phys. Rev. Lett.* 114 (2015), p. 191803. DOI: [10.1103/PhysRevLett.114.191803](https://doi.org/10.1103/PhysRevLett.114.191803). arXiv: [1503.07589](https://arxiv.org/abs/1503.07589) [[hep-ex](#)].
- [45] K. Kajantie et al. “Is there a hot electroweak phase transition at $m_H \gtrsim m_W$?” In: *Phys. Rev. Lett.* 77 (1996), pp. 2887–2890. DOI: [10.1103/PhysRevLett.77.2887](https://doi.org/10.1103/PhysRevLett.77.2887). arXiv: [hep-ph/9605288](https://arxiv.org/abs/hep-ph/9605288).
- [46] Stephan J Huber and Thomas Konstandin. “Production of gravitational waves in the nMSSM”. In: *Journal of Cosmology and Astroparticle Physics* 2008.05 (May 2008), p. 017. ISSN: 1475-7516. DOI: [10.1088/1475-7516/2008/05/017](https://doi.org/10.1088/1475-7516/2008/05/017). URL: <http://dx.doi.org/10.1088/1475-7516/2008/05/017>.
- [47] Stephan J. Huber et al. “Detectable gravitational waves from very strong phase transitions in the general NMSSM”. In: *Journal of Cosmology and Astroparticle Physics* 2016.03 (Mar. 2016), pp. 036–036. ISSN: 1475-7516. DOI: [10.1088/1475-7516/2016/03/036](https://doi.org/10.1088/1475-7516/2016/03/036). URL: <http://dx.doi.org/10.1088/1475-7516/2016/03/036>.
- [48] S.V. Demidov, D.S. Gorbunov, and D.V. Kirpichnikov. “Gravitational waves from phase transition in split NMSSM”. In: *Physics Letters B* 779 (Apr. 2018), pp. 191–194. ISSN: 0370-2693. DOI: [10.1016/j.physletb.2018.02.007](https://doi.org/10.1016/j.physletb.2018.02.007). URL: <http://dx.doi.org/10.1016/j.physletb.2018.02.007>.

- [49] Sebastian Bruggisser et al. *Electroweak Phase Transition and Baryogenesis in Composite Higgs Models*. 2018. arXiv: [1804.07314](https://arxiv.org/abs/1804.07314) [hep-ph].
- [50] Ligong Bian, Yongcheng Wu, and Ke-Pan Xie. “Electroweak phase transition with composite Higgs models: calculability, gravitational waves and collider searches”. In: *Journal of High Energy Physics* 2019.12 (Dec. 2019). ISSN: 1029-8479. DOI: [10.1007/jhep12\(2019\)028](https://doi.org/10.1007/jhep12(2019)028). URL: [http://dx.doi.org/10.1007/JHEP12\(2019\)028](http://dx.doi.org/10.1007/JHEP12(2019)028).
- [51] Mark Hindmarsh et al. “Gravitational Waves from the Sound of a First Order Phase Transition”. In: *Physical Review Letters* 112.4 (Jan. 2014). ISSN: 1079-7114. DOI: [10.1103/physrevlett.112.041301](https://doi.org/10.1103/physrevlett.112.041301). URL: <http://dx.doi.org/10.1103/PhysRevLett.112.041301>.
- [52] A. Bazavov et al. “Equation of state in $(2+1)$ -flavor QCD”. In: *Phys. Rev. D* 90 (9 Nov. 2014), p. 094503. DOI: [10.1103/PhysRevD.90.094503](https://doi.org/10.1103/PhysRevD.90.094503). URL: <https://link.aps.org/doi/10.1103/PhysRevD.90.094503>.
- [53] Szabolcs Borsanyi et al. “Full result for the QCD equation of state with $2+1$ flavors”. In: *Phys. Lett. B* 730 (2014), pp. 99–104. DOI: [10.1016/j.physletb.2014.01.007](https://doi.org/10.1016/j.physletb.2014.01.007). arXiv: [1309.5258](https://arxiv.org/abs/1309.5258) [hep-lat].
- [54] Sz. Borsanyi et al. *Lattice QCD for Cosmology*. 2016. arXiv: [1606.07494](https://arxiv.org/abs/1606.07494) [hep-lat].
- [55] Ilija Musco, Karsten Jedamzik, and Sam Young. *Primordial black hole formation during the QCD phase transition: threshold, mass distribution and abundance*. 2023. arXiv: [2303.07980](https://arxiv.org/abs/2303.07980) [astro-ph.CO].
- [56] Ilija Musco. “Threshold for primordial black holes: Dependence on the shape of the cosmological perturbations”. In: *Physical Review D* 100.12 (Dec. 2019). ISSN: 2470-0029. DOI: [10.1103/PhysRevD.100.123524](https://doi.org/10.1103/PhysRevD.100.123524). URL: <http://dx.doi.org/10.1103/PhysRevD.100.123524>.
- [57] Albert Escrivà, Cristiano Germani, and Ravi K. Sheth. “Universal threshold for primordial black hole formation”. In: *Physical Review D* 101.4 (Feb. 2020). ISSN: 2470-0029. DOI: [10.1103/PhysRevD.101.044022](https://doi.org/10.1103/PhysRevD.101.044022). URL: <http://dx.doi.org/10.1103/PhysRevD.101.044022>.
- [58] Ilija Musco et al. “Threshold for primordial black holes. II. A simple analytic prescription”. In: *Physical Review D* 103.6 (Mar. 2021). ISSN: 2470-0029. DOI: [10.1103/PhysRevD.103.063538](https://doi.org/10.1103/PhysRevD.103.063538). URL: <http://dx.doi.org/10.1103/PhysRevD.103.063538>.
- [59] Ilija Musco and John C Miller. “Primordial black hole formation in the early universe: critical behaviour and self-similarity”. In: *Classical and Quantum Gravity* 30.14 (June 2013), p. 145009. ISSN: 1361-6382. DOI: [10.1088/0264-9381/30/14/145009](https://doi.org/10.1088/0264-9381/30/14/145009). URL: <http://dx.doi.org/10.1088/0264-9381/30/14/145009>.
- [60] Christian T. Byrnes et al. “Primordial black holes with an accurate QCD equation of state”. In: *Journal of Cosmology and Astrophysics* 2018.8, 041 (Aug. 2018), p. 041. DOI: [10.1088/1475-7516/2018/08/041](https://doi.org/10.1088/1475-7516/2018/08/041). arXiv: [1801.06138](https://arxiv.org/abs/1801.06138) [astro-ph.CO].
- [61] Kenta Ando, Keisuke Inomata, and Masahiro Kawasaki. “Primordial black holes and uncertainties in the choice of the window function”. In: *Phys. Rev. D* 97.10 (2018), p. 103528. DOI: [10.1103/PhysRevD.97.103528](https://doi.org/10.1103/PhysRevD.97.103528). arXiv: [1802.06393](https://arxiv.org/abs/1802.06393) [astro-ph.CO].
- [62] Alba Kalaja et al. “From Primordial Black Holes Abundance to Primordial Curvature Power Spectrum (and back)”. In: *JCAP* 10 (2019), p. 031. DOI: [10.1088/1475-7516/2019/10/031](https://doi.org/10.1088/1475-7516/2019/10/031). arXiv: [1908.03596](https://arxiv.org/abs/1908.03596) [astro-ph.CO].
- [63] Valerio De Luca, Alex Kehagias, and Antonio Riotto. “How well do we know the primordial black hole abundance: The crucial role of nonlinearities when approaching the horizon”. In: *Phys. Rev. D* 108.6 (2023), p. 063531. DOI: [10.1103/PhysRevD.108.063531](https://doi.org/10.1103/PhysRevD.108.063531). arXiv: [2307.13633](https://arxiv.org/abs/2307.13633) [astro-ph.CO].

- [64] Gabriele Franciolini et al. *Renormalized Primordial Black Holes*. 2023. arXiv: [2311.03239](https://arxiv.org/abs/2311.03239) [astro-ph.CO]. URL: <https://arxiv.org/abs/2311.03239>.
- [65] Sam Young. “The primordial black hole formation criterion re-examined: Parametrisation, timing and the choice of window function”. In: *International Journal of Modern Physics D* 29.02 (Nov. 2019), p. 2030002. ISSN: 1793-6594. DOI: [10.1142/S0218271820300025](https://doi.org/10.1142/S0218271820300025). URL: <http://dx.doi.org/10.1142/S0218271820300025>.
- [66] William H. Press and Paul Schechter. “Formation of Galaxies and Clusters of Galaxies by Self-Similar Gravitational Condensation”. In: *Astrophysical Journal* 187 (Feb. 1974), pp. 425–438. DOI: [10.1086/152650](https://doi.org/10.1086/152650).
- [67] J. M. Bardeen et al. “The Statistics of Peaks of Gaussian Random Fields”. In: *Astrophysical Journal* 304 (May 1986), p. 15. DOI: [10.1086/164143](https://doi.org/10.1086/164143).
- [68] Andrew D. Gow et al. “The power spectrum on small scales: robust constraints and comparing PBH methodologies”. In: *Journal of Cosmology and Astroparticle Physics* 2021.02 (Feb. 2021), pp. 002–002. ISSN: 1475-7516. DOI: [10.1088/1475-7516/2021/02/002](https://doi.org/10.1088/1475-7516/2021/02/002). URL: <http://dx.doi.org/10.1088/1475-7516/2021/02/002>.
- [69] N. et al. Aghanim. “Planck2018 results: VI. Cosmological parameters”. In: *Astronomy & Astrophysics* 641 (Sept. 2020), A6. ISSN: 1432-0746. DOI: [10.1051/0004-6361/201833910](https://doi.org/10.1051/0004-6361/201833910). URL: <http://dx.doi.org/10.1051/0004-6361/201833910>.
- [70] Jens C. Niemeyer and K. Jedamzik. “Near-critical gravitational collapse and the initial mass function of primordial black holes”. In: *Phys. Rev. Lett.* 80 (1998), pp. 5481–5484. DOI: [10.1103/PhysRevLett.80.5481](https://doi.org/10.1103/PhysRevLett.80.5481). arXiv: [astro-ph/9709072](https://arxiv.org/abs/astro-ph/9709072).
- [71] M. Andrés-Carcasona et al. *Constraints on primordial black holes from LIGO-Virgo-KAGRA O3 events*. 2024. arXiv: [2405.05732](https://arxiv.org/abs/2405.05732) [astro-ph.CO].
- [72] Hiroko Niikura et al. “Constraints on Earth-mass primordial black holes from OGLE 5-year microlensing events”. In: *Physical Review D* 99.8 (Apr. 2019). ISSN: 2470-0029. DOI: [10.1103/PhysRevD.99.083503](https://doi.org/10.1103/PhysRevD.99.083503). URL: <http://dx.doi.org/10.1103/PhysRevD.99.083503>.
- [73] Hiroko Niikura et al. “Microlensing constraints on primordial black holes with Subaru/HSC Andromeda observations”. In: *Nature Astronomy* 3 (Apr. 2019), pp. 524–534. DOI: [10.1038/s41550-019-0723-1](https://doi.org/10.1038/s41550-019-0723-1). arXiv: [1701.02151](https://arxiv.org/abs/1701.02151) [astro-ph.CO].
- [74] Gabriele Franciolini et al. “Recent Gravitational Wave Observation by Pulsar Timing Arrays and Primordial Black Holes: The Importance of Non-Gaussianities”. In: *Physical Review Letters* 131.20 (Nov. 2023). ISSN: 1079-7114. DOI: [10.1103/PhysRevLett.131.201401](https://doi.org/10.1103/PhysRevLett.131.201401). URL: <http://dx.doi.org/10.1103/PhysRevLett.131.201401>.
- [75] Bernard Carr et al. “Constraints on primordial black holes”. In: *Reports on Progress in Physics* 84.11 (Nov. 2021), p. 116902. ISSN: 1361-6633. DOI: [10.1088/1361-6633/ac1e31](https://doi.org/10.1088/1361-6633/ac1e31). URL: <http://dx.doi.org/10.1088/1361-6633/ac1e31>.
- [76] B.J. Carr et al. “Observational evidence for primordial black holes: A positivist perspective”. In: *Physics Reports* 1054 (Feb. 2024), pp. 1–68. ISSN: 0370-1573. DOI: [10.1016/j.physrep.2023.11.005](https://doi.org/10.1016/j.physrep.2023.11.005). URL: <http://dx.doi.org/10.1016/j.physrep.2023.11.005>.
- [77] S. W. Hawking. “Particle Creation by Black Holes”. In: *Commun. Math. Phys.* 43 (1975). Ed. by G. W. Gibbons and S. W. Hawking. [Erratum: *Commun.Math.Phys.* 46, 206 (1976)], pp. 199–220. DOI: [10.1007/BF02345020](https://doi.org/10.1007/BF02345020).
- [78] Ia. B. Zeldovich et al. “Primordial black holes and the deuterium problem”. In: *Soviet Astronomy Letters* 3 (June 1977), pp. 110–112.

- [79] Celeste Keith et al. “Constraints on Primordial Black Holes From Big Bang Nucleosynthesis Revisited”. In: *Phys. Rev. D* 102.10 (2020), p. 103512. DOI: [10.1103/PhysRevD.102.103512](https://doi.org/10.1103/PhysRevD.102.103512). arXiv: [2006.03608](https://arxiv.org/abs/2006.03608) [[astro-ph.CO](#)].
- [80] D. N. Page and S. W. Hawking. “Gamma rays from primordial black holes.” In: *Astrophysical Journal* 206 (May 1976), pp. 1–7. DOI: [10.1086/154350](https://doi.org/10.1086/154350).
- [81] B. J. Carr et al. “Constraints on primordial black holes from the Galactic gamma-ray background”. In: *Phys. Rev. D* 94.4 (2016), p. 044029. DOI: [10.1103/PhysRevD.94.044029](https://doi.org/10.1103/PhysRevD.94.044029). arXiv: [1604.05349](https://arxiv.org/abs/1604.05349) [[astro-ph.CO](#)].
- [82] Jane H. MacGibbon and B. J. Carr. “Cosmic Rays from Primordial Black Holes”. In: *Astrophysical Journal* 371 (Apr. 1991), p. 447. DOI: [10.1086/169909](https://doi.org/10.1086/169909).
- [83] F Ziparo et al. “Cosmic radiation backgrounds from primordial black holes”. In: *Monthly Notices of the Royal Astronomical Society* 517.1 (Sept. 2022), pp. 1086–1097. ISSN: 1365-2966. DOI: [10.1093/mnras/stac2705](https://doi.org/10.1093/mnras/stac2705). URL: <http://dx.doi.org/10.1093/mnras/stac2705>.
- [84] Matthew Gorton and Anne Green. “How open is the asteroid-mass primordial black hole window?” In: *SciPost Physics* 17.2 (Aug. 2024). ISSN: 2542-4653. DOI: [10.21468/scipostphys.17.2.032](https://doi.org/10.21468/scipostphys.17.2.032). URL: <http://dx.doi.org/10.21468/SciPostPhys.17.2.032>.
- [85] Raf Guedens, Dominic Clancy, and Andrew R Liddle. “Primordial black holes in braneworld cosmologies: Formation, cosmological evolution and evaporation”. In: *Phys. Rev. D* 66 (2002), p. 043513. DOI: [10.1103/PhysRevD.66.043513](https://doi.org/10.1103/PhysRevD.66.043513). arXiv: [astro-ph/0205149](https://arxiv.org/abs/astro-ph/0205149).
- [86] B. J. Carr and M. Sakellariadou. “Dynamical Constraints on Dark Matter in Compact Objects”. In: *Astrophysical Journal* 516.1 (May 1999), pp. 195–220. DOI: [10.1086/307071](https://doi.org/10.1086/307071).
- [87] Jonathan Kozaczuk, Tongyan Lin, and Ethan Villarama. “Signals of primordial black holes at gravitational wave interferometers”. In: *Physical Review D* 105.12 (June 2022). ISSN: 2470-0029. DOI: [10.1103/physrevd.105.123023](https://doi.org/10.1103/physrevd.105.123023). URL: <http://dx.doi.org/10.1103/PhysRevD.105.123023>.
- [88] Sam Young and Marcello Musso. “Application of peaks theory to the abundance of primordial black holes”. In: *Journal of Cosmology and Astroparticle Physics* 2020.11 (Nov. 2020), pp. 022–022. ISSN: 1475-7516. DOI: [10.1088/1475-7516/2020/11/022](https://doi.org/10.1088/1475-7516/2020/11/022). URL: <http://dx.doi.org/10.1088/1475-7516/2020/11/022>.
- [89] Tomohiro Harada et al. “Cosmological long-wavelength solutions and primordial black hole formation”. In: *Physical Review D* 91.8 (Apr. 2015). ISSN: 1550-2368. DOI: [10.1103/physrevd.91.084057](https://doi.org/10.1103/physrevd.91.084057). URL: <http://dx.doi.org/10.1103/PhysRevD.91.084057>.
- [90] Dominic Agius et al. “Feedback in the dark: a critical examination of CMB bounds on primordial black holes”. In: *JCAP* 07 (2024), p. 003. DOI: [10.1088/1475-7516/2024/07/003](https://doi.org/10.1088/1475-7516/2024/07/003). arXiv: [2403.18895](https://arxiv.org/abs/2403.18895) [[hep-ph](#)].
- [91] A. J. Iovino et al. “Curbing PBHs with PTAs”. In: (June 2024). arXiv: [2406.20089](https://arxiv.org/abs/2406.20089) [[astro-ph.CO](#)].
- [92] Sam Young, Christian T. Byrnes, and Misao Sasaki. “Calculating the mass fraction of primordial black holes”. In: *JCAP* 07 (2014), p. 045. DOI: [10.1088/1475-7516/2014/07/045](https://doi.org/10.1088/1475-7516/2014/07/045). arXiv: [1405.7023](https://arxiv.org/abs/1405.7023) [[gr-qc](#)].
- [93] Qing Wang et al. “Primordial black holes from the perturbations in the inflaton potential in peak theory”. In: *Phys. Rev. D* 104.8 (2021), p. 083546. DOI: [10.1103/PhysRevD.104.083546](https://doi.org/10.1103/PhysRevD.104.083546). arXiv: [2111.10028](https://arxiv.org/abs/2111.10028) [[astro-ph.CO](#)].

- [94] Jens Chluba, Jan Hamann, and Subodh P. Patil. “Features and New Physical Scales in Primordial Observables: Theory and Observation”. In: *Int. J. Mod. Phys. D* 24.10 (2015), p. 1530023. DOI: [10.1142/S0218271815300232](https://doi.org/10.1142/S0218271815300232). arXiv: [1505.01834](https://arxiv.org/abs/1505.01834) [astro-ph.CO].
- [95] Tomohiro Nakama, Bernard Carr, and Joseph Silk. “Limits on primordial black holes from μ distortions in cosmic microwave background”. In: *Phys. Rev. D* 97.4 (2018), p. 043525. DOI: [10.1103/PhysRevD.97.043525](https://doi.org/10.1103/PhysRevD.97.043525). arXiv: [1710.06945](https://arxiv.org/abs/1710.06945) [astro-ph.CO].
- [96] Dan Hooper et al. *Supermassive Primordial Black Holes From Inflation*. 2023. arXiv: [2308.00756](https://arxiv.org/abs/2308.00756) [astro-ph.CO].
- [97] Devanshu Sharma, Julien Lesgourgues, and Christian T. Byrnes. “Spectral distortions from acoustic dissipation with non-Gaussian (or not) perturbations”. In: (Apr. 2024). arXiv: [2404.18474](https://arxiv.org/abs/2404.18474) [astro-ph.CO].
- [98] Christian T. Byrnes, Julien Lesgourgues, and Devanshu Sharma. “Robust μ -distortion constraints on primordial supermassive black holes from non-Gaussian perturbations”. In: (Apr. 2024). arXiv: [2404.18475](https://arxiv.org/abs/2404.18475) [astro-ph.CO].
- [99] Federico Bianchini and Giulio Fabbian. “CMB spectral distortions revisited: A new take on μ distortions and primordial non-Gaussianities from FIRAS data”. In: *Phys. Rev. D* 106.6 (2022), p. 063527. DOI: [10.1103/PhysRevD.106.063527](https://doi.org/10.1103/PhysRevD.106.063527). arXiv: [2206.02762](https://arxiv.org/abs/2206.02762) [astro-ph.CO].
- [100] D. J. Fixsen et al. “The Cosmic Microwave Background Spectrum from the FullCOBEFIRAS Data Set”. In: *The Astrophysical Journal* 473.2 (Dec. 1996), pp. 576–587. ISSN: 1538-4357. DOI: [10.1086/178173](https://doi.org/10.1086/178173). URL: <http://dx.doi.org/10.1086/178173>.
- [101] Guillem Domènech. “Scalar Induced Gravitational Waves Review”. In: *Universe* 7.11 (2021), p. 398. DOI: [10.3390/universe7110398](https://doi.org/10.3390/universe7110398). arXiv: [2109.01398](https://arxiv.org/abs/2109.01398) [gr-qc].
- [102] Gabriella Agazie et al. “The NANOGrav 15 yr Data Set: Evidence for a Gravitational-wave Background”. In: *The Astrophysical Journal Letters* 951.1 (June 2023), p. L8. DOI: [10.3847/2041-8213/acdac6](https://doi.org/10.3847/2041-8213/acdac6). URL: <https://dx.doi.org/10.3847/2041-8213/acdac6>.
- [103] Gabriella Agazie et al. “The NANOGrav 15 yr Data Set: Observations and Timing of 68 Millisecond Pulsars”. In: *The Astrophysical Journal Letters* 951.1 (June 2023), p. L9. DOI: [10.3847/2041-8213/acda9a](https://doi.org/10.3847/2041-8213/acda9a). URL: <https://dx.doi.org/10.3847/2041-8213/acda9a>.
- [104] J. et al. Antoniadis. “The second data release from the European Pulsar Timing Array: III. Search for gravitational wave signals”. In: *Astronomy & Astrophysics* 678 (Oct. 2023), A50. ISSN: 1432-0746. DOI: [10.1051/0004-6361/202346844](https://doi.org/10.1051/0004-6361/202346844). URL: <http://dx.doi.org/10.1051/0004-6361/202346844>.
- [105] J. et al. Antoniadis. “The second data release from the European Pulsar Timing Array: I. The dataset and timing analysis”. In: *Astronomy & Astrophysics* 678 (Oct. 2023), A48. ISSN: 1432-0746. DOI: [10.1051/0004-6361/202346841](https://doi.org/10.1051/0004-6361/202346841). URL: <http://dx.doi.org/10.1051/0004-6361/202346841>.
- [106] J. Antoniadis et al. *The second data release from the European Pulsar Timing Array: V. Implications for massive black holes, dark matter and the early Universe*. 2023. arXiv: [2306.16227](https://arxiv.org/abs/2306.16227) [astro-ph.CO].
- [107] Daniel J. et al. Reardon. “Search for an Isotropic Gravitational-wave Background with the Parkes Pulsar Timing Array”. In: *The Astrophysical Journal Letters* 951.1 (June 2023), p. L6. ISSN: 2041-8213. DOI: [10.3847/2041-8213/acdd02](https://doi.org/10.3847/2041-8213/acdd02). URL: <http://dx.doi.org/10.3847/2041-8213/acdd02>.

- [108] Andrew Zic et al. *The Parkes Pulsar Timing Array Third Data Release*. 2023. arXiv: [2306.16230 \[astro-ph.HE\]](#).
- [109] Daniel J. et al. Reardon. “The Gravitational-wave Background Null Hypothesis: Characterizing Noise in Millisecond Pulsar Arrival Times with the Parkes Pulsar Timing Array”. In: *The Astrophysical Journal Letters* 951.1 (June 2023), p. L7. ISSN: 2041-8213. DOI: [10.3847/2041-8213/acdd03](#). URL: <http://dx.doi.org/10.3847/2041-8213/acdd03>.
- [110] Heng et al. Xu. “Searching for the Nano-Hertz Stochastic Gravitational Wave Background with the Chinese Pulsar Timing Array Data Release I”. In: *Research in Astronomy and Astrophysics* 23.7 (June 2023), p. 075024. ISSN: 1674-4527. DOI: [10.1088/1674-4527/acdfa5](#). URL: <http://dx.doi.org/10.1088/1674-4527/acdfa5>.
- [111] Zhi-Qiang You, Zhu Yi, and You Wu. “Constraints on primordial curvature power spectrum with pulsar timing arrays”. In: *Journal of Cosmology and Astroparticle Physics* 2023.11 (Nov. 2023), p. 065. ISSN: 1475-7516. DOI: [10.1088/1475-7516/2023/11/065](#). URL: <http://dx.doi.org/10.1088/1475-7516/2023/11/065>.
- [112] Qin Fei. *Constraints on the Primordial Curvature Power Spectrum by Pulsar Timing Array Data: A Polynomial Parameterization Approach*. 2024. arXiv: [2310.17199 \[gr-qc\]](#).
- [113] Yi-Fu Cai et al. “Limits on scalar-induced gravitational waves from the stochastic background by pulsar timing array observations”. In: *Science Bulletin* 68.23 (Dec. 2023), pp. 2929–2935. ISSN: 2095-9273. DOI: [10.1016/j.scib.2023.10.027](#). URL: <http://dx.doi.org/10.1016/j.scib.2023.10.027>.
- [114] Shyam Balaji, Guillem Domènech, and Gabriele Franciolini. *Scalar-induced gravitational wave interpretation of PTA data: the role of scalar fluctuation propagation speed*. 2023. arXiv: [2307.08552 \[gr-qc\]](#).
- [115] Qing-Hua Zhu et al. “Unraveling the early universe’s equation of state and primordial black hole production with PTA, BBN, and CMB observations”. In: (July 2023). arXiv: [2307.13574 \[astro-ph.CO\]](#).
- [116] Lang Liu, Zu-Cheng Chen, and Qing-Guo Huang. “Probing the equation of state of the early Universe with pulsar timing arrays”. In: *JCAP* 11 (2023), p. 071. DOI: [10.1088/1475-7516/2023/11/071](#). arXiv: [2307.14911 \[astro-ph.CO\]](#).
- [117] Zhu Yi et al. *Exploring the NANOGrav Signal and Planet-mass Primordial Black Holes through Higgs Inflation*. 2023. arXiv: [2308.14688 \[astro-ph.CO\]](#).
- [118] Mohammad Ali Gorji, Misao Sasaki, and Teruaki Suyama. *Extra-tensor-induced origin for the PTA signal: No primordial black hole production*. 2023. arXiv: [2307.13109 \[astro-ph.CO\]](#).
- [119] Sayantan Choudhury, Kritartha Dey, and Ahaskar Karde. *Untangling PBH overproduction in w -SIGWs generated by Pulsar Timing Arrays for MST-EFT of single field inflation*. 2023. arXiv: [2311.15065 \[astro-ph.CO\]](#).
- [120] Gourab Bhattacharya et al. *Evading no-go for PBH formation and production of SIGWs using Multiple Sharp Transitions in EFT of single field inflation*. 2023. arXiv: [2309.00973 \[astro-ph.CO\]](#).
- [121] Keisuke Inomata, Kazunori Kohri, and Takahiro Terada. *The Detected Stochastic Gravitational Waves and Subsolar-Mass Primordial Black Holes*. 2023. arXiv: [2306.17834 \[astro-ph.CO\]](#).
- [122] Paul Frederik Depta et al. *Do pulsar timing arrays observe merging primordial black holes?* 2023. arXiv: [2306.17836 \[astro-ph.CO\]](#).

- [123] Nilanjandev Bhaumik, Rajeev Kumar Jain, and Marek Lewicki. “Ultralow mass primordial black holes in the early Universe can explain the pulsar timing array signal”. In: *Physical Review D* 108.12 (Dec. 2023). ISSN: 2470-0029. DOI: [10.1103/physrevd.108.123532](https://doi.org/10.1103/physrevd.108.123532). URL: <http://dx.doi.org/10.1103/PhysRevD.108.123532>.
- [124] Sai Wang, Zhi-Chao Zhao, and Qing-Hua Zhu. “Constraints on scalar-induced gravitational waves up to third order from a joint analysis of BBN, CMB, and PTA data”. In: *Physical Review Research* 6.1 (Feb. 2024). ISSN: 2643-1564. DOI: [10.1103/physrevresearch.6.013207](https://doi.org/10.1103/physrevresearch.6.013207). URL: <http://dx.doi.org/10.1103/PhysRevResearch.6.013207>.
- [125] Hai-Long Huang and Yun-Song Piao. “Toward supermassive primordial black holes from inflationary bubbles”. In: *Phys. Rev. D* 110.2 (2024), p. 023501. DOI: [10.1103/PhysRevD.110.023501](https://doi.org/10.1103/PhysRevD.110.023501). arXiv: [2312.11982](https://arxiv.org/abs/2312.11982) [[astro-ph.CO](https://arxiv.org/archive/astro-ph)].
- [126] Adeela Afzal et. al. “The NANOGrav 15 yr Data Set: Search for Signals from New Physics”. In: *The Astrophysical Journal Letters* 951.1 (June 2023), p. L11. DOI: [10.3847/2041-8213/acdc91](https://doi.org/10.3847/2041-8213/acdc91). URL: <https://dx.doi.org/10.3847/2041-8213/acdc91>.
- [127] Gen Ye, Mian Zhu, and Yong Cai. “Null energy condition violation during inflation and pulsar timing array observations”. In: *JHEP* 02 (2024), p. 008. DOI: [10.1007/JHEP02\(2024\)008](https://doi.org/10.1007/JHEP02(2024)008). arXiv: [2312.10685](https://arxiv.org/abs/2312.10685) [[gr-qc](https://arxiv.org/archive/gr-qc)].
- [128] Haipeng An et al. *Phase transition during inflation and the gravitational wave signal at pulsar timing arrays*. 2023. arXiv: [2308.00070](https://arxiv.org/abs/2308.00070) [[astro-ph.CO](https://arxiv.org/archive/astro-ph)].
- [129] Gabriele Franciolini, Davide Racco, and Fabrizio Rompineve. *Footprints of the QCD Crossover on Cosmological Gravitational Waves at Pulsar Timing Arrays*. 2023. arXiv: [2306.17136](https://arxiv.org/abs/2306.17136) [[astro-ph.CO](https://arxiv.org/archive/astro-ph)].
- [130] Andrea Addazi et al. “Have pulsar timing array methods detected a cosmological phase transition?” In: *Physical Review D* 109.1 (Jan. 2024). ISSN: 2470-0029. DOI: [10.1103/physrevd.109.015028](https://doi.org/10.1103/physrevd.109.015028). URL: <http://dx.doi.org/10.1103/PhysRevD.109.015028>.
- [131] Kohei Fujikura et al. *NANOGrav Signal from a Dark Conformal Phase Transition*. 2023. arXiv: [2306.17086](https://arxiv.org/abs/2306.17086) [[hep-ph](https://arxiv.org/archive/hep-ph)].
- [132] Martin Wolfgang Winkler and Katherine Freese. *Origin of the Stochastic Gravitational Wave Background: First-Order Phase Transition vs. Black Hole Mergers*. 2024. arXiv: [2401.13729](https://arxiv.org/abs/2401.13729) [[astro-ph.CO](https://arxiv.org/archive/astro-ph)].
- [133] Lei Zu et al. “Mirror QCD phase transition as the origin of the nanohertz Stochastic Gravitational-Wave Background”. In: *Science Bulletin* (Jan. 2024). ISSN: 2095-9273. DOI: [10.1016/j.scib.2024.01.037](https://doi.org/10.1016/j.scib.2024.01.037). URL: <http://dx.doi.org/10.1016/j.scib.2024.01.037>.
- [134] Deng Wang. *Constraining Cosmological Phase Transitions with Chinese Pulsar Timing Array Data Release 1*. 2023. arXiv: [2307.15970](https://arxiv.org/abs/2307.15970) [[astro-ph.CO](https://arxiv.org/archive/astro-ph)].
- [135] Song He et al. “Constraints on holographic QCD phase transitions from PTA observations”. In: (Aug. 2023). arXiv: [2308.07257](https://arxiv.org/abs/2308.07257) [[hep-ph](https://arxiv.org/archive/hep-ph)].
- [136] Ricardo Z. Ferreira et al. *Collapsing Domain Wall Networks: Impact on Pulsar Timing Arrays and Primordial Black Holes*. 2024. arXiv: [2401.14331](https://arxiv.org/abs/2401.14331) [[astro-ph.CO](https://arxiv.org/archive/astro-ph)].
- [137] Yann Gouttenoire and Edoardo Vitagliano. “Domain wall interpretation of the PTA signal confronting black hole overproduction”. In: *arXiv e-prints*, arXiv:2306.17841 (June 2023), arXiv:2306.17841. DOI: [10.48550/arXiv.2306.17841](https://doi.org/10.48550/arXiv.2306.17841). arXiv: [2306.17841](https://arxiv.org/abs/2306.17841) [[gr-qc](https://arxiv.org/archive/gr-qc)].
- [138] John Ellis et al. *Cosmic Superstrings Revisited in Light of NANOGrav 15-Year Data*. 2023. arXiv: [2306.17147](https://arxiv.org/abs/2306.17147) [[astro-ph.CO](https://arxiv.org/archive/astro-ph)].

- [139] George Lazarides, Rinku Maji, and Qaisar Shafi. “Superheavy quasistable strings and walls bounded by strings in the light of NANOGrav 15 year data”. In: *Physical Review D* 108.9 (Nov. 2023). ISSN: 2470-0029. DOI: [10.1103/physrevd.108.095041](https://doi.org/10.1103/physrevd.108.095041). URL: <http://dx.doi.org/10.1103/PhysRevD.108.095041>.
- [140] Ziwei Wang et al. “The nanohertz stochastic gravitational wave background from cosmic string loops and the abundant high redshift massive galaxies”. In: *Science China Physics, Mechanics & Astronomy* 66.12 (Nov. 2023). ISSN: 1869-1927. DOI: [10.1007/s11433-023-2262-0](https://doi.org/10.1007/s11433-023-2262-0). URL: <http://dx.doi.org/10.1007/s11433-023-2262-0>.
- [141] Zhao Zhang et al. “Nano-Hertz gravitational waves from collapsing domain walls associated with freeze-in dark matter in light of pulsar timing array observations”. In: *Physical Review D* 108.9 (Nov. 2023). ISSN: 2470-0029. DOI: [10.1103/physrevd.108.095037](https://doi.org/10.1103/physrevd.108.095037). URL: <http://dx.doi.org/10.1103/PhysRevD.108.095037>.
- [142] John Ellis et al. “Gravitational waves from supermassive black hole binaries in light of the NANOGrav 15-year data”. In: *Physical Review D* 109.2 (Jan. 2024). ISSN: 2470-0029. DOI: [10.1103/physrevd.109.1021302](https://doi.org/10.1103/physrevd.109.1021302). URL: <http://dx.doi.org/10.1103/PhysRevD.109.L021302>.
- [143] Yan-Chen Bi et al. “Implications for the supermassive black hole binaries from the NANOGrav 15-year data set”. In: *Science China Physics, Mechanics & Astronomy* 66.12 (Nov. 2023). ISSN: 1869-1927. DOI: [10.1007/s11433-023-2252-4](https://doi.org/10.1007/s11433-023-2252-4). URL: <http://dx.doi.org/10.1007/s11433-023-2252-4>.
- [144] Emiko C. Gardiner et al. *Beyond the Background: Gravitational Wave Anisotropy and Continuous Waves from Supermassive Black Hole Binaries*. 2023. arXiv: [2309.07227](https://arxiv.org/abs/2309.07227) [[astro-ph.HE](#)].
- [145] Hao Ma et al. “Diffractive lensing of nano-Hertz gravitational waves emitted from supermassive binary black holes by intervening galaxies”. In: *Monthly Notices of the Royal Astronomical Society* 524.2 (July 2023), pp. 2954–2965. ISSN: 1365-2966. DOI: [10.1093/mnras/stad2040](https://doi.org/10.1093/mnras/stad2040). URL: <http://dx.doi.org/10.1093/mnras/stad2040>.
- [146] Seppe Staelens and Gijs Nelemans. “The Astrophysical Gravitational Wave Background in the mHz band is likely dominated by White Dwarf binaries”. In: (Oct. 2023). arXiv: [2310.19448](https://arxiv.org/abs/2310.19448) [[astro-ph.HE](#)].
- [147] Kishore N. Ananda, Chris Clarkson, and David Wands. “The Cosmological gravitational wave background from primordial density perturbations”. In: *Phys. Rev. D* 75 (2007), p. 123518. DOI: [10.1103/PhysRevD.75.123518](https://doi.org/10.1103/PhysRevD.75.123518). arXiv: [gr-qc/0612013](https://arxiv.org/abs/gr-qc/0612013).
- [148] Daniel Baumann et al. “Gravitational Wave Spectrum Induced by Primordial Scalar Perturbations”. In: *Phys. Rev. D* 76 (2007), p. 084019. DOI: [10.1103/PhysRevD.76.084019](https://doi.org/10.1103/PhysRevD.76.084019). arXiv: [hep-th/0703290](https://arxiv.org/abs/hep-th/0703290).
- [149] Kazunori Kohri and Takahiro Terada. “Semianalytic calculation of gravitational wave spectrum nonlinearly induced from primordial curvature perturbations”. In: *Phys. Rev. D* 97.12 (2018), p. 123532. DOI: [10.1103/PhysRevD.97.123532](https://doi.org/10.1103/PhysRevD.97.123532). arXiv: [1804.08577](https://arxiv.org/abs/1804.08577) [[gr-qc](#)].
- [150] Lukas T. Witkowski. “SIGWfast: a python package for the computation of scalar-induced gravitational wave spectra”. In: *arXiv e-prints*, arXiv:2209.05296 (Sept. 2022), arXiv:2209.05296. DOI: [10.48550/arXiv.2209.05296](https://doi.org/10.48550/arXiv.2209.05296). arXiv: [2209.05296](https://arxiv.org/abs/2209.05296) [[astro-ph.CO](#)].
- [151] Gabriella et al. Agazie. “The NANOGrav 15 yr Data Set: Bayesian Limits on Gravitational Waves from Individual Supermassive Black Hole Binaries”. In: *Astrophysical Journal, Letters* 951.2, L50 (July 2023), p. L50. DOI: [10.3847/2041-8213/ace18a](https://doi.org/10.3847/2041-8213/ace18a). arXiv: [2306.16222](https://arxiv.org/abs/2306.16222) [[astro-ph.HE](#)].

- [152] P. A. R. Ade et al. “Planck 2015 results. XIII. Cosmological parameters”. In: *Astron. Astrophys.* 594 (2016), A13. DOI: [10.1051/0004-6361/201525830](https://doi.org/10.1051/0004-6361/201525830). arXiv: [1502.01589](https://arxiv.org/abs/1502.01589) [[astro-ph.CO](#)].
- [153] James A. D. Diacoumis and Yvonne Y. Y. Wong. “On the prior dependence of cosmological constraints on some dark matter interactions”. In: *JCAP* 05 (2019), p. 025. DOI: [10.1088/1475-7516/2019/05/025](https://doi.org/10.1088/1475-7516/2019/05/025). arXiv: [1811.11408](https://arxiv.org/abs/1811.11408) [[astro-ph.CO](#)].
- [154] Perseas Christodoulidis, Diederik Roest, and Robert Rosati. “Many-field Inflation: Universality or Prior Dependence?” In: *JCAP* 04 (2020), p. 021. DOI: [10.1088/1475-7516/2020/04/021](https://doi.org/10.1088/1475-7516/2020/04/021). arXiv: [1907.08095](https://arxiv.org/abs/1907.08095) [[astro-ph.CO](#)].
- [155] Rebecca Briffa et al. “Impact of H_0 priors on $f(T)$ late time cosmology”. In: *Eur. Phys. J. Plus* 137.5 (2022), p. 532. DOI: [10.1140/epjp/s13360-022-02725-4](https://doi.org/10.1140/epjp/s13360-022-02725-4). arXiv: [2108.03853](https://arxiv.org/abs/2108.03853) [[astro-ph.CO](#)].
- [156] Vrund Patel and Luca Amendola. “Comments on the prior dependence of the DESI results”. In: (July 2024). arXiv: [2407.06586](https://arxiv.org/abs/2407.06586) [[astro-ph.CO](#)].
- [157] Brian C. Lacki and John F. Beacom. “Primordial Black Holes as Dark Matter: Almost All or Almost Nothing”. In: *Astrophys. J. Lett.* 720 (2010), pp. L67–L71. DOI: [10.1088/2041-8205/720/1/L67](https://doi.org/10.1088/2041-8205/720/1/L67). arXiv: [1003.3466](https://arxiv.org/abs/1003.3466) [[astro-ph.CO](#)].
- [158] Julian Adamek et al. “WIMPs and stellar-mass primordial black holes are incompatible”. In: *Phys. Rev. D* 100.2 (2019), p. 023506. DOI: [10.1103/PhysRevD.100.023506](https://doi.org/10.1103/PhysRevD.100.023506). arXiv: [1901.08528](https://arxiv.org/abs/1901.08528) [[astro-ph.CO](#)].
- [159] Bernard Carr, Florian Kuhnel, and Luca Visinelli. “Black holes and WIMPs: all or nothing or something else”. In: *Mon. Not. Roy. Astron. Soc.* 506.3 (2021), pp. 3648–3661. DOI: [10.1093/mnras/stab1930](https://doi.org/10.1093/mnras/stab1930). arXiv: [2011.01930](https://arxiv.org/abs/2011.01930) [[astro-ph.CO](#)].
- [160] Mathieu Boudaud et al. “In-depth analysis of the clustering of dark matter particles around primordial black holes. Part I. Density profiles”. In: *JCAP* 08 (2021), p. 053. DOI: [10.1088/1475-7516/2021/08/053](https://doi.org/10.1088/1475-7516/2021/08/053). arXiv: [2106.07480](https://arxiv.org/abs/2106.07480) [[astro-ph.CO](#)].
- [161] Kenji Kadota and Hiroyuki Tashiro. “Primordial black hole dark matter in the presence of p-wave WIMP annihilation”. In: *JCAP* 03.03 (2022), p. 045. DOI: [10.1088/1475-7516/2022/03/045](https://doi.org/10.1088/1475-7516/2022/03/045). arXiv: [2112.04179](https://arxiv.org/abs/2112.04179) [[astro-ph.CO](#)].
- [162] Estanis Utrilla Ginés, Olga Mena, and Samuel J. Witte. “Revisiting constraints on WIMPs around primordial black holes”. In: *Phys. Rev. D* 106.6 (2022), p. 063538. DOI: [10.1103/PhysRevD.106.063538](https://doi.org/10.1103/PhysRevD.106.063538). arXiv: [2207.09481](https://arxiv.org/abs/2207.09481) [[astro-ph.CO](#)].
- [163] Yury N. Eroshenko. “Evolution of the DM distribution function in the density spikes around PBHs”. In: (July 2024). arXiv: [2407.10225](https://arxiv.org/abs/2407.10225) [[astro-ph.CO](#)].
- [164] E. Mediavilla et al. “Limits on the Mass and Abundance of Primordial Black Holes from Quasar Gravitational Microlensing”. In: *The Astrophysical Journal Letters* 836.2 (Feb. 2017), p. L18. ISSN: 2041-8213. DOI: [10.3847/2041-8213/aa5dab](https://doi.org/10.3847/2041-8213/aa5dab). URL: <http://dx.doi.org/10.3847/2041-8213/aa5dab>.
- [165] Lukasz Wyrzykowski and Ilya Mandel. “Constraining the masses of microlensing black holes and the mass gap with Gaia DR2”. In: *Astronomy & Astrophysics* 636 (Apr. 2020), A20. ISSN: 1432-0746. DOI: [10.1051/0004-6361/201935842](https://doi.org/10.1051/0004-6361/201935842). URL: <http://dx.doi.org/10.1051/0004-6361/201935842>.
- [166] A. Kashlinsky et al. “Tracing the first stars with fluctuations of the cosmic infrared background”. In: *Nature* 438.7064 (Nov. 2005), pp. 45–50. ISSN: 1476-4687. DOI: [10.1038/nature04143](https://doi.org/10.1038/nature04143). URL: <http://dx.doi.org/10.1038/nature04143>.

- [167] Gabriele Franciolini et al. “Recent Gravitational Wave Observation by Pulsar Timing Arrays and Primordial Black Holes: The Importance of Non-Gaussianities”. In: *Physical Review Letters* 131.20 (Nov. 2023). ISSN: 1079-7114. DOI: [10.1103/physrevlett.131.201401](https://doi.org/10.1103/physrevlett.131.201401). URL: <http://dx.doi.org/10.1103/PhysRevLett.131.201401>.
- [168] Christian T. Byrnes, Philippa S. Cole, and Subodh P. Patil. “Steepest growth of the power spectrum and primordial black holes”. In: *Journal of Cosmology and Astroparticle Physics* 2019.06 (June 2019), p. 028. DOI: [10.1088/1475-7516/2019/06/028](https://doi.org/10.1088/1475-7516/2019/06/028). URL: <https://dx.doi.org/10.1088/1475-7516/2019/06/028>.
- [169] Rongrong Zhai, Hongwei Yu, and Puxun Wu. *Power spectrum with k^6 growth for primordial black holes*. 2024. arXiv: [2308.09286](https://arxiv.org/abs/2308.09286) [gr-qc].
- [170] Gianmassimo Tasinato. “An analytic approach to non-slow-roll inflation”. In: *Phys. Rev. D* 103.2 (2021), p. 023535. DOI: [10.1103/PhysRevD.103.023535](https://doi.org/10.1103/PhysRevD.103.023535). arXiv: [2012.02518](https://arxiv.org/abs/2012.02518) [hep-th].
- [171] Pedro Carrilho, Karim A. Malik, and David J. Mulryne. “Dissecting the growth of the power spectrum for primordial black holes”. In: *Phys. Rev. D* 100.10 (2019), p. 103529. DOI: [10.1103/PhysRevD.100.103529](https://doi.org/10.1103/PhysRevD.100.103529). arXiv: [1907.05237](https://arxiv.org/abs/1907.05237) [astro-ph.CO].
- [172] H. V. Ragavendra et al. “Primordial black holes and secondary gravitational waves from ultra-slow roll and punctuated inflation”. In: *Phys. Rev. D* 103.8 (2021), p. 083510. DOI: [10.1103/PhysRevD.103.083510](https://doi.org/10.1103/PhysRevD.103.083510). arXiv: [2008.12202](https://arxiv.org/abs/2008.12202) [astro-ph.CO].
- [173] Sam Young. “Peaks and primordial black holes: the effect of non-Gaussianity”. In: *Journal of Cosmology and Astroparticle Physics* 2022.05 (May 2022), p. 037. ISSN: 1475-7516. DOI: [10.1088/1475-7516/2022/05/037](https://doi.org/10.1088/1475-7516/2022/05/037). URL: <http://dx.doi.org/10.1088/1475-7516/2022/05/037>.
- [174] Ken’ichi Saikawa and Satoshi Shirai. “Primordial gravitational waves, precisely: the role of thermodynamics in the Standard Model”. In: *Journal of Cosmology and Astroparticle Physics* 2018.05 (May 2018), pp. 035–035. ISSN: 1475-7516. DOI: [10.1088/1475-7516/2018/05/035](https://doi.org/10.1088/1475-7516/2018/05/035). URL: <http://dx.doi.org/10.1088/1475-7516/2018/05/035>.
- [175] Katsuya T. Abe and Yuichiro Tada. “Translating nano-Hertz gravitational wave background into primordial perturbations taking account of the cosmological QCD phase transition”. In: *Phys. Rev. D* 108.10 (2023), p. L101304. DOI: [10.1103/PhysRevD.108.L101304](https://doi.org/10.1103/PhysRevD.108.L101304). arXiv: [2307.01653](https://arxiv.org/abs/2307.01653) [astro-ph.CO].
- [176] Sam Young. “Computing the abundance of primordial black holes”. In: (May 2024). arXiv: [2405.13259](https://arxiv.org/abs/2405.13259) [astro-ph.CO].
- [177] Sam Young, Ilia Musco, and Christian T. Byrnes. “Primordial black hole formation and abundance: contribution from the non-linear relation between the density and curvature perturbation”. In: *JCAP* 11 (2019), p. 012. DOI: [10.1088/1475-7516/2019/11/012](https://doi.org/10.1088/1475-7516/2019/11/012). arXiv: [1904.00984](https://arxiv.org/abs/1904.00984) [astro-ph.CO].