

Universal emergence of local Zipf's law

Davide Cugini,¹ André Timpanaro,² Giacomo Livan,^{1,3} and Giacomo Guarnieri¹

¹*Dipartimento di Fisica, Università di Pavia, via Bassi 6, 27100, Pavia, Italy*

²*Universidade Federal do ABC, 09210-580 Santo André, Brazil*

³*Department of Computer Science, University College London, 66-72 Gower Street, WC1A 6EA London, UK*

A plethora of natural and socio-economic phenomena share a striking statistical regularity, that is the magnitude of elements decreases with a power law as a function of their position in a ranking of magnitude. Such regularity is commonly known as Zipf's law, and plenty of problem-specific explanations for its emergence have been provided in different fields. Yet, an explanation for Zipf's law ubiquity is currently lacking. In this paper, we demonstrate from first principles that Zipf's behavior naturally emerges as a local approximation to the order statistics generated by any ranking process. We validate our results against several relevant examples.

Introduction. – Many natural and social phenomena, once ranked according to a certain feature x , e.g. their magnitude or frequency, are found to follow an empirical power law $x(r) \sim A/(B+r)^\alpha$ (with r being the rank). This is known as Zipf's law (or, equivalently, Pareto distribution) [1–3], and is observed rather ubiquitously, e.g. in magnitudes of earthquakes [4], cosmic structures [5], cities populations [6], financial returns [7], words usage in a language [8], choices of chess openings [9], visualizations of web pages [10], neural activity [11, 12], the number of citations of scientific papers [13] and genes expression [14], to cite but a few.

This universality has spurred an intense research aimed at understanding the underlying mechanisms that could lead to the emergence of Zipf's law in the organization of such extremely diverse complex phenomena. Apart from the above-mentioned scenarios where specific models were formulated to explain the observed occurrence on a case-by-case basis, there have recently been efforts to derive Zipf's law from less fine-tuned conditions, including hidden variable models [15], stochastic processes [16], dynamical constraint [17], least-effort principle [18], and criticality in multivariate data [19, 20]. Despite all these advancements, a single general derivation that would account for the ubiquitous emergence of Zipf's law is still missing. This is precisely what we provide in this work. Our result is achieved by making use of notions from the *order statistics*, a field of fundamental importance in understanding the distributional properties of sample data [21–23].

First of all, we derive a new general expression for all the cumulants of the order statistics obtained from data drawn from a given probability distribution and then, building on this result, we demonstrate that any such order statistics is always *at least locally* described by a Zipf's law. The implication of our main result is then a rigorous proof of the observed ubiquity of Zipf's law emergence in Nature. We finally showcase our findings on three paradigmatic examples, two of which representing important benchmarks in the field (i.e. Miller's typing monkey [24] and the Barabási-Albert model [25]) and finally arguably the most ubiquitous statistical model,

i.e. the one generated by a Gaussian distribution, showing also in this case how the associated order statistics locally gives rise to a Zipf's law.

Order Duality Relationships. – We start by considering N independently and identically distributed (i.i.d.) draws from a probability distribution $p(x)$, henceforth called *parent p.d.f.*, and rank them in non-increasing order, i.e., $X_r \geq X_{r+1}$, $\forall r < N$. The resulting sorted set is usually referred to as the 'order statistics' [23]. At this point, the goal can be properly framed as a so-called 'backward problem' [26], namely the identification of the parent p.d.f. giving rise to a given Zipf order statistics. A first crucial observation to make is that the sample size N can be very different and considering a given X_r can have a completely different meaning depending on such size. For example, given a sample size $N = 9$, X_5 would correspond to the median value, while for a larger sample size $N = 100$ it would belong to the top 5% elements, thus far above the median. In order to circumvent this, we introduce a new variable $\lambda = r/N$ which represents the *relative ranking*, and denote $X(\lambda) \equiv X_{r=N\lambda}$. In the limit $N \rightarrow \infty$, λ becomes a continuous variable in the interval $(0, 1]$. Our first main result is a closed analytic correspondence between all the statistical cumulants of $X(\lambda)$ and the cumulative distribution associated with the parent p.d.f. $F(x) = \int_{-\infty}^x dx' p(x')$; see Supplementary Material, Section A. We stress that $p(x)$ can be any analytic p.d.f. . These results, which incorporate the 'backward problem', are called 'Order duality relationships' (ODRs). Here in the main text we explicitly report the expression for the first two cumulants, i.e. average and variance, which read

$$\begin{aligned} \langle X(\lambda) \rangle &= F^{-1} \left[1 - \frac{N}{N+1} \lambda \right] + \mathcal{O}[1/N], \\ \text{Var}[X(\lambda)] &= \frac{N\lambda(N[1-\lambda]+1)}{p^2(\langle X(\lambda) \rangle)(N+2)(N+1)^2} + \mathcal{O}[1/N^2]. \end{aligned} \quad (1)$$

It can be noted that, for $N \rightarrow +\infty$, the average value of the order statistics tends to a constant, while the variance decreases as $\sim 1/N$.

An immediate consequence of the ODRs is that, for

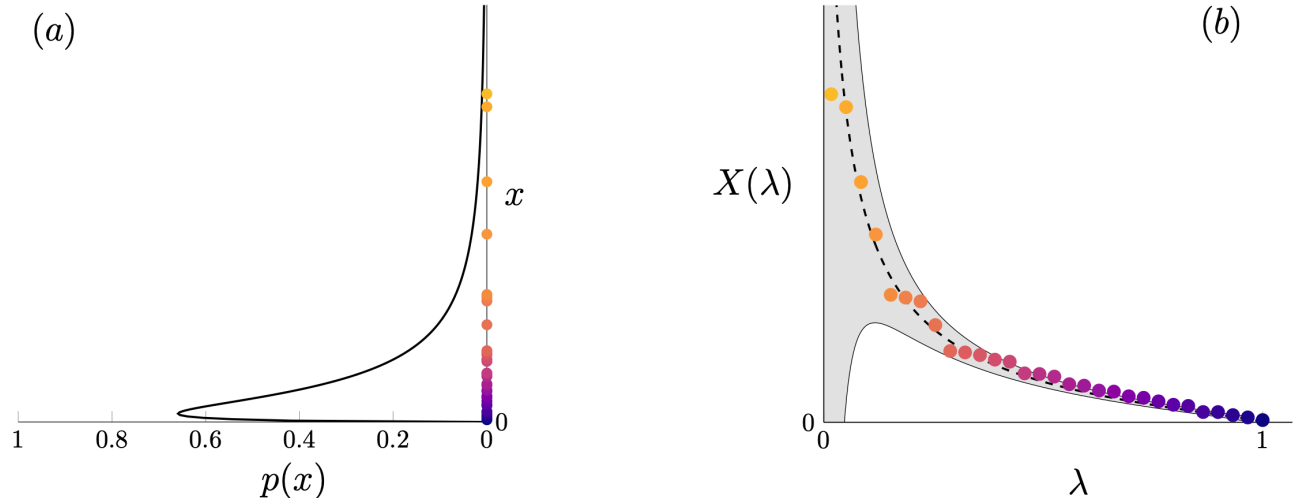


FIG. 1: Panel (a) represents a parent distribution used to extract $N = 30$ i.i.d. samples, depicted as dots. The same samples are ordered and reported in panel (b), together with the order statistics expectation value depicted as a dashed line. The filled area in panel (b) represents the region within the expected standard deviation from the dashed line.

any parent p.d.f. of the form $p(x) \propto x^{-\beta}$ ($\beta \neq 1$), the resulting order statistics follows a Zipf's law with $\alpha = (\beta - 1)^{-1}$, in agreement with the result obtained in [26]. It is worth remarking, however, that at the exceptional value $\beta = 1$, the order statistics manifests an exponential falloff. These considerations already provide new insights on several benchmarking models, e.g. the Barabási-Albert algorithm [25], as we will detail in the following Section.

It is worth mentioning that the generality of ODRs may seem in contrast with the occasional empirically observed deviations from Zipf's law at $\lambda \approx 0$ [26]. However, Eq. (1) do not only agree but provide a recovery of Zipf's law also in this regime. The key observation is that the variance of $X(\lambda \approx 0)$ in these instances can diverge as $\lambda/p^2(\langle X(\lambda) \rangle)$ for $\lambda \rightarrow 0$. Therefore such deviations become compatible with the ideal expected Zipf's behavior within the predicted statistical error.

Local Zipf emergence. – Notwithstanding, Eq. (1) alone still do not account for the apparent ubiquity of Zipf's law. To this aim, a first analysis of empirical evidence suggests that such behavior is expected to emerge *locally* when the very top fraction of relative ranking events are considered, which correspond to $\lambda \approx 0$. For example, in the case of earthquakes one typically focuses on the detection of very intense magnitude events while neglecting the huge amount of tiny ground vibrations (which could hardly be systematically detected anyway). Another example would be to consider only the top 100 players in a given sport, e.g. soccer or chess.

Our main result is not only to rigorously prove this

statement but also that the same conclusion applies in the vicinity of any generic λ_0 , i.e. for $\lambda \approx \lambda_0$. In particular, we prove that, for any fixed λ_0 , it is possible to find a value of $\alpha \equiv \alpha(\lambda_0)$ such that

$$\langle X(\lambda) \rangle = \frac{A}{(B + \lambda)^\alpha} + \mathcal{O}[(\lambda - \lambda_0)^3], \quad (2)$$

where A and B are constants (we provide their exact but rather cumbersome expressions in the Supplemental Material, Section B). This result demonstrates that the order statistics of any analytic parent p.d.f. is *locally indistinguishable*, up to third order in the relative ranking, from a Zipf's distribution (see Supplemental Material, Section B, for details).

Applications. – In the following, we showcase our results on three paradigmatic examples, chosen in light of their interdisciplinarity and wide applicability in several contexts. The first two, in particular, highlight the close relationship between the tail exponents of a power-law parent p.d.f. and the corresponding Zipf's law. The third example, instead, shows the aforementioned emergence of local Zipf behaviour for data drawn from an associated Gaussian parent p.d.f. .

1. Miller's Typing monkey. We begin by benchmarking our formalism to re-derive one of the classical results associated with Zipf's law, known as Miller's typing monkey [24]. Let m denote the number of letters of a given alphabet and q_s be the probability of hitting the spacebar, thus terminating a word. Each letter is assumed to have the same probability $(1 - q_s)/m$ to be typed and we remark that any possible string of letters will be

considered to be a valid word. In this gedankenexperiment, one imagines to have a 'dictionary', consisting of all the existing words, a number of which are typed by the monkey. One then records the frequency (relative number of times) each word is typed. At the end, one sorts the typed words from the most frequently typed to the least one, i.e. build the order statistics. Our goal now is to apply our results in order to predict the latter from Eq. (1). In this thought experiment, the ranking feature x is the words' frequency and thus the parent p.d.f. $p(x)$ expresses the distribution of the frequency values that have been recorded. We can obtain an expression for $p(x)$ by observing that the frequency x of a typed word is strictly connected to the word length y by

$$x(y) = q_s [1 - q_s]^y m^{-y} = q_s \exp \left[-\ln \left(\frac{m}{1 - q_s} \right) y \right]. \quad (3)$$

Since the probability for a word in the dictionary to have exactly y letters is $P(y) \propto m^y$, a straightforward change of variable leads to the desired result

$$p(x) = P(y) \frac{dy}{dx} \propto x^{-(1+b/a)}, \quad (4)$$

where $a \equiv \ln [m(1 - q_s)^{-1}]$ and $b \equiv \ln m$. Since the parent distribution is a power-law $p(x) \propto x^{-\beta}$ with exponent

$$\beta = 1 + \frac{b}{a}, \quad (5)$$

the theory we developed guarantees that the associated expectation value for the order statistics also approaches a Zipf's law $\langle X(\lambda) \rangle \propto \lambda^{-\alpha}$ with

$$\alpha = (\beta - 1)^{-1} = \frac{a}{b}. \quad (6)$$

This result agrees with and extends the result originally obtained by Miller [24], which only described the average behavior of groups of words with equal length.

2. Barabási-Albert model Several real world networks turn out to be scale-free [27, 28]. These include, e.g., the internet [29], cellular structures [30] and scientific coauthorship networks [31], among many others. This is equivalent to the statement that a randomly picked node of the network has a probability

$$p(x) \propto x^{-\beta}, \quad \beta > 0 \quad (7)$$

to have a number of edges x . The Barabási-Albert (BA) model provides an algorithm, based on the concepts of *growth* and *preferential attachment* [25, 28], that allows to construct a network with this feature. It is known that, independently from initial conditions, BA networks exhibit $\beta = 3$ as the number of nodes grows very large. More complex models have been proposed in order to produce networks with $\beta \neq 3$ [32]. We can now identify $p(x)$ as the parent distribution that assigns to each

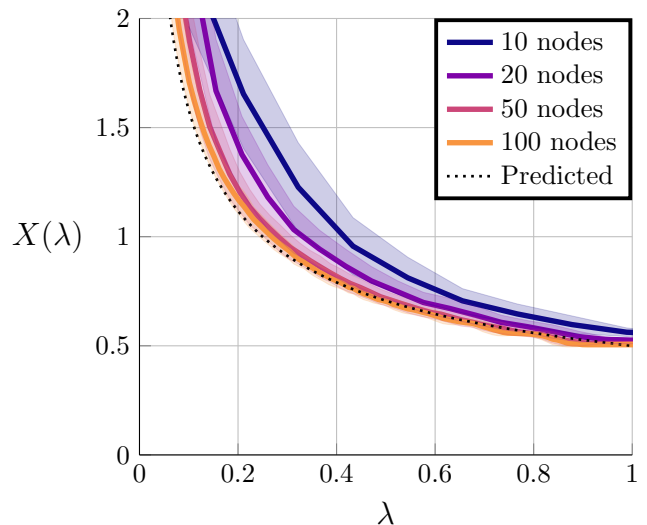


FIG. 2: Ranking of nodes of a network generated through Barabási-Albert algorithm, where nodes are ranked basing on their number of edges X . In the plot X has been normalized with the total number of edges in the network. Numerical results are reported for $N = \{10, 20, 50, 100\}$. The coloured shaded regions represent the associated standard deviations, obtained from Eq. (1), while the dotted line represents the theoretical prediction in the $N \rightarrow \infty$ limit.

node its number of edges. Using the ODRs Eq. (1), we can predict the behaviour $\langle X(\lambda) \rangle \propto \lambda^{-\frac{1}{\beta-1}}$ for the corresponding order statistics. In particular, for the BA model we obtain $\langle X(\lambda) \rangle \propto \lambda^{-1/2}$. We test such a result numerically by using the BA algorithm to independently generate 100 networks with a total number of nodes N , which are then sorted based on their number of edges. This allows us to calculate the mean and the standard deviation of the order statistics. We report the results for $N = \{10, 20, 50, 100\}$ in Fig. 2, where we correctly observe the convergence to the analytical result obtained from Eq. 1 in the $N \rightarrow \infty$ limit, with a standard deviation that decays as $\sim 1/\sqrt{N}$.

3. Normal distribution. We now turn our attention to showcasing the notion of local Zipf behaviour. Given its ubiquity — due to the Central Limit Theorem — the order statistics generated by a Gaussian distribution is of paramount importance, so in the following we shall focus on a Gaussian parent p.d.f.:

$$p(x) = \frac{1}{\sqrt{2\pi}} e^{-x^2/2}. \quad (8)$$

Using the ODRs together with Eq. (2) one obtains that the order statistics produced by ordering N i.i.d. random variables drawn from $p(x)$ manifests a local Zipf behaviour almost everywhere. The only exception is in fact the local behaviour around $\langle X(\lambda) \rangle = \pm 1$, i.e., at

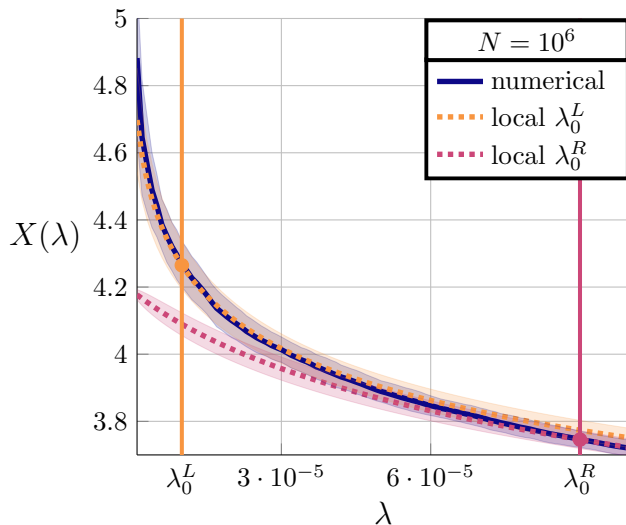


FIG. 3: Order statistics associated with a Gaussian parent distribution. Numerical results are reported together with shades representing their statistical error. The plot represents the top 10^2 ranked draws out of $N = 10^6$ total samples. The theoretically predicted local power-law behaviour around $\lambda_0^L = 10^{-5}$ and $\lambda_0^R = 9 \cdot 10^{-5}$ is reported as dashed lines together with the statistical fluctuations as obtained from Eq. (1).

one standard deviation from the mean, that is exponential (see Supplemental Material, Section C).

In Fig. 3 we report the order statistics' expectation value for the top 100 draws in samples of $N = 10^6$ draws from the above Gaussian p.d.f. (solid line), i.e., the order statistics in the top 0.01% of the ranking. Together with that, we show the corresponding order statistics obtained from Eq. (2) with two different values of λ_0 , namely $\lambda_0^L = 10^{-5}$ and $\lambda_0^R = 9 \cdot 10^{-5}$ (highlighted by vertical lines). As it can be seen, in both cases the empirical order statistics is very well approximated by the local Zipf behaviour predicted by Eq. (1) and Eq. (2). Let us remark that ‘zooming’ on the upper percentiles of a ranking — just like we did in this example — corresponds to most practical situations where one is dealing with very large samples, e.g., ranking the $\sim 10^9$ people on the planet based on their wealth.

Conclusions. – In our work we have obtained a novel analytical correspondence between a generic probability distribution and its associated order statistics. We then made use of this result, which we called Order Duality Relationships (ODRs), to rigorously show that any analytic distribution gives rise to a Zipf’s law at least locally, with an error that is suppressed as N^{-3} , with N being the sample size. This provides a demonstration of the universality of Zipf’s behavior in Nature, which we then proceeded to showcase in three paradigmatic examples.

The first model we considered is the Miller’s typing

monkey problem, that allowed us to compare our results with another analytical benchmark. The second is the Barabási-Albert model, for which we managed to predict the order statistics of the numerically generated samples. Finally, we moved our attention to the case of Gaussian parent p.d.f., that is of extreme interest for most real-world applications. In this case we further verified that the local power-like approximation of the parent p.d.f. leads to a satisfactory description of the order statistics, whenever a small fraction of the full ranking is taken into account.

-
- [1] M. E. Newman, *Contemporary physics* **46**, 323 (2005).
 - [2] A. I. Saichev, Y. Malevergne, and D. Sornette, *Theory of Zipf’s law and beyond*, Vol. 632 (Springer Science & Business Media, 2009).
 - [3] A. Clauset, C. R. Shalizi, and M. E. Newman, *SIAM review* **51**, 661 (2009).
 - [4] D. Sornette, L. Knopoff, Y. Kagan, and C. Vanneste, *Journal of Geophysical Research: Solid Earth* **101**, 13883 (1996).
 - [5] G. De Marzo, F. S. Labini, and L. Pietronero, *Astronomy & Astrophysics* **651**, A114 (2021).
 - [6] X. Gabaix, *American Economic Review* **89**, 129 (1999).
 - [7] X. Gabaix, *Annu. Rev. Econ.* **1**, 255 (2009).
 - [8] S. T. Piantadosi, *Psychonomic bulletin & review* **21**, 1112 (2014).
 - [9] B. Blasius and R. Tönjes, *Physical Review Letters* **103** (2009), 10.1103/physrevlett.103.218701.
 - [10] L. Adamic and B. A. Huberman, (1999).
 - [11] T. Mora and W. Bialek, *Journal of Statistical Physics* **144**, 268 (2011).
 - [12] J. Tyrcha, Y. Roudi, M. Marsili, and J. Hertz, *Journal of Statistical Mechanics: Theory and Experiment* **2013**, P03005 (2013).
 - [13] D. J. D. S. Price, *Science* **149**, 510 (1965).
 - [14] C. Furusawa and K. Kaneko, *Physical review letters* **90**, 088102 (2003).
 - [15] L. Aitchison, N. Corradi, and P. Latham, *PLoS Computational Biology* **12** (2016), 10.1371/journal.pcbi.1005110.
 - [16] C. James, S. Azaele, A. Maritan, and F. Simini, *Physical Review E* (2018), 10.1103/PhysRevE.98.032408.
 - [17] G. De Marzo, A. Gabrielli, A. Zaccaria, and L. Pietronero, *Physical Review Research* **3**, 013084 (2021).
 - [18] Q. Wang, *Chaos, Solitons and Fractals* (2020), 10.1016/j.chaos.2021.111489.
 - [19] D. J. Schwab, I. Nemenman, and P. Mehta, *Physical Review Letters* **113** (2014), 10.1103/physrevlett.113.068102.
 - [20] M. Marsili and Y. Roudi, *Physics Reports* **963**, 1 (2022).
 - [21] A. Rényi, *Acta Math. Acad. Sci. Hung* **4**, 48 (1953).
 - [22] B. C. Arnold, N. Balakrishnan, and H. N. Nagaraja, *A First Course in Order Statistics* (Society for Industrial and Applied Mathematics, 2008).
 - [23] H. A. David and H. N. Nagaraja, *Order statistics* (John Wiley & Sons, 2004).
 - [24] G. A. Miller, *The American journal of psychology* **70**,

- 311 (1957).
- [25] A.-L. Barabási and R. Albert, *science* **286**, 509 (1999).
- [26] M. Cristelli, M. Batty, and L. Pietronero, *Scientific reports* **2**, 812 (2012).
- [27] G. Caldarelli, *Scale-free networks: complex webs in nature and technology* (Oxford University Press, 2007).
- [28] R. Albert and A.-L. Barabási, *Reviews of modern physics* **74**, 47 (2002).
- [29] R. Pastor-Satorras and A. Vespignani, *Physical review letters* **86**, 3200 (2001).
- [30] R. Albert, *Journal of cell science* **118**, 4947 (2005).
- [31] M. E. Newman, *Proceedings of the national academy of sciences* **98**, 404 (2001).
- [32] P. L. Krapivsky, S. Redner, and F. Leyvraz, *Phys. Rev. Lett.* **85**, 4629 (2000).
-

Supplemental Material

In this Supplemental Material we provide the proofs and all additional details necessary to obtain the results presented in the main text. In particular, Section A is devoted to the analytical derivation of the Order Duality Relationships, viz. Eq. (1) of the main text; in Section B we demonstrate the local indistinguishability of a generic order statistics from a Zipf's law, viz. Eq. (2) of the main text; Section C finally contains additional details and considerations about the Zipf's behavior associated to a Gaussian parent p.d.f. .

Section A: Order Duality Relations

In this section we prove the Order Duality Relations in Eq. (1). At this scope, we first focus on the simple scenario of a uniformly distributed parent p.d.f., whose results are then extended to more generic parent distributions. Let $g(u)$ be the uniform distribution defined by

$$g(u) = \begin{cases} 1, & \text{if } u \in [0, 1] \\ 0, & \text{otherwise} \end{cases} \quad (\text{S1})$$

and let $\{u_r\}_{r \in \{1, 2, \dots, N\}}$ be a set of N independent random variables distributed according to $g(u)$. We denote with $\{U_r\}$ the order statistic obtained by sorting the $\{u_r\}$ in non-increasing order. The p.d.f. for the r -th order statistic U_r is

$$g_r(u) = \frac{N!}{(N-r)!(r-1)!} [1-u]^{r-1} u^{N-r}. \quad (\text{S2})$$

The expectation value for the k -th moment can be obtained by straightforward calculation and is given by

$$\langle U_r^k \rangle = \frac{N!}{(N+k)!} \frac{(N+k-r)!}{(N-r)!} \quad \forall k \in \mathbf{N}. \quad (\text{S3})$$

We hereby introduce the change of variable

$$\lambda \equiv \frac{r}{N} \in \left\{ \frac{1}{N}, \frac{2}{N}, \dots, 1 \right\} \quad (\text{S4})$$

and use the notation $U(\lambda) \equiv U_{\lambda N}$, in terms of which

$$\langle U^k(\lambda) \rangle = \frac{N!}{(N+k)!} \frac{(N[1-\lambda] + k)!}{(N[1-\lambda])!}. \quad (\text{S5})$$

This change of variable allows us to study the $N \rightarrow \infty$ limit while keeping the ratio $\lambda = r/N$ fixed. This has as a direct consequences

$$\langle U(\lambda) \rangle = 1 - \frac{N}{N+1} \lambda, \quad (\text{S6})$$

$$\left\langle (U(\lambda) - \langle U(\lambda) \rangle)^2 \right\rangle = \frac{\lambda N (N[1-\lambda] + 1)}{(N+1)^2 (N+2)} \quad (\text{S7})$$

and

$$\langle (U(\lambda) - \langle U(\lambda) \rangle)^p \rangle = o\left(\frac{1}{N}\right) \quad \forall p \in \mathbf{N}, p > 2, \quad (\text{S8})$$

that will be extensively used in what follows. In particular eq. (S7) implies that the variance of $U(\lambda)$ is suppressed as $1/N$ in the limit of $N \rightarrow \infty$. We now move our attention to the more generic framework of independent random variables $\{x_r\}_{r \in \{1, \dots, N\}}$ whose associated analytic p.d.f. is $p(x)$. Let $F(x) = \int_{-\infty}^x dx' p(x')$ be the correspondent

cumulative density function (c.d.f.) that can be inverted since $p(x)$ is analytic. Then, the random variables $u_r \equiv F(x_r)$ are uniformly distributed between 0 and 1 and therefore the results obtained above hold. The independent variables

$$X_r \equiv F^{-1}(U_r) \quad (\text{S9})$$

obtained from the order statistics $\{U_r\}$ are themselves order statistics, i.e.

$$X_r \geq X_{r+1}. \quad (\text{S10})$$

Using the same notation introduced for the uniform parent scenario, we write $X(\lambda) = X_{\lambda N}$. Starting from eq. (S9) and Taylor-expanding around $\langle U(\lambda) \rangle$ we obtain

$$\langle X^k(\lambda) \rangle = \langle [F^{-1}(U(\lambda))]^k \rangle = \left\langle \left(\sum_{j=0}^{\infty} \frac{1}{j!} \frac{d^j F^{-1}}{dU^j} \Big|_{\langle U(\lambda) \rangle} \cdot (U(\lambda) - \langle U(\lambda) \rangle)^j \right)^k \right\rangle \quad (\text{S11})$$

We can now use eq. (S8) to obtain

$$\boxed{\langle X(\lambda) \rangle = F^{-1}[\langle U(\lambda) \rangle] + o(1)}, \quad (\text{S12})$$

$$\boxed{\langle (X(\lambda) - \langle X(\lambda) \rangle)^2 \rangle = \frac{\langle (U(\lambda) - \langle U(\lambda) \rangle)^2 \rangle}{p^2(\langle X(\lambda) \rangle)} + o\left(\frac{1}{N}\right)} \quad (\text{S13})$$

that, together with eq. (S6) and eq. (S7), give the Order Duality Relations.

Section B: Local Zipf behaviour

We hereby start from Eq. (S12) to show that any order statistics can be locally described by a Zipf Law. In particular, once fixed $\lambda_0 \in [0, 1]$, one gets

$$\frac{N}{N+1} (\lambda_0 - \lambda) = \int_{\langle X(\lambda_0) \rangle}^{\langle X(\lambda) \rangle} p(x) dx. \quad (\text{S14})$$

In what follows we assume that both $\langle X(\lambda) \rangle$ and $\langle X(\lambda_0) \rangle$ are positive, analogous results can be obtained for negative values after the redefinition $x \mapsto -x$. We consider the change of variables

$$\begin{cases} x = e^\eta \\ p(x) = e^{z(\eta)} \end{cases} \quad (\text{S15})$$

From the assumption of $p(x)$ to be analytic it follows that also $z(\eta)$ is analytic. As a consequence $z(\eta)$ is smooth and its Taylor expansion around any point converges in an interval. Notice that the parent distribution $p(x)$ is a power-law iff the derivatives $z^{(i)}(H_0)$ vanish $\forall i \geq 2$. Indeed, let $p(x) \propto x^{-\beta}$, then

$$\frac{p(x)}{p(x_1)} = \left(\frac{x}{x_1} \right)^{-\beta} \quad (\text{S16})$$

After the change of variables defined in Eq. (S15), the previous equation becomes

$$z(\eta) = z(\eta_1) - \beta(\eta - \eta_1), \quad x_1 \equiv e^{\eta_1}, \quad (\text{S17})$$

that is a linear behaviour and therefore $z^{(i)}(H_0) = 0$, $\forall i \geq 2$. We now define $H(\lambda) = \ln(\langle X(\lambda) \rangle)$ and $H_0 = \ln(\langle X(\lambda_0) \rangle)$, obtaining

$$\begin{aligned} \frac{N}{N+1} (\lambda_0 - \lambda) &= \int_{H_0}^{H(\lambda)} d\eta \exp[z(\eta) + \eta] = \\ &= \exp[z(H_0) + H_0] \int_{H_0}^{H(\lambda)} d\eta \exp \left[(z^{(1)}(H_0) + 1)(\eta - H_0) + \sum_{i=2}^{\infty} \frac{z^{(i)}(H_0)}{i!} [\eta - H_0]^i \right]. \end{aligned} \quad (\text{S18})$$

The idea is now to Taylor-expand both sides around $\lambda = \lambda_0$ and compare them term by term. From the first order we obtain

$$\frac{dH}{d\lambda}\Big|_{\lambda_0} = -\frac{N}{N+1}\exp[-(z(H_0) + H_0)]. \quad (\text{S19})$$

Moving to the second order we get

$$\frac{d^2H}{d\lambda^2}\Big|_{\lambda_0} = -(z^{(1)}(H_0) + 1)\left(\frac{N}{N+1}\right)^2 \exp[-2(z(H_0) + H_0)]. \quad (\text{S20})$$

Finally, we repeat the calculation for the third order, obtaining

$$\frac{d^3H}{d\lambda^3}\Big|_{\lambda_0} = -\left[2(z^{(1)}(H_0) + 1)^2 - z^{(2)}(H_0)\right]\left(\frac{N}{N+1}\right)^3 \exp[-3(z(H_0) + H_0)]. \quad (\text{S21})$$

Observe that if we approximate $p(x)$ with a power law around $\langle X(\lambda_0) \rangle$, i.e. we set $z^{(i)}(H_0) = 0$ for all $i \geq 2$, the result obtained for $H(\lambda)$ from Eq. (S18) doesn't change, up to third order corrections. Since $\langle X(\lambda) \rangle = \exp[H(\lambda)]$, the same property holds for $\langle X(\lambda) \rangle$. Therefore, one can approximate the p.d.f. as

$$\begin{aligned} p(x) &\approx \exp\left[z(H_0) + z^{(1)}(H_0)(\eta - H_0)\right] \\ &= p(\langle X(\lambda_0) \rangle) \left[\frac{x}{\langle X(\lambda_0) \rangle}\right]^{z^{(1)}(H_0)} \end{aligned} \quad (\text{S22})$$

and use it to solve Eq. (S18), obtaining an expression for $\langle X(\lambda) \rangle$ that is known to be correct up to third order terms. Explicitly, one obtains

$$\langle X(\lambda) \rangle = \left[\langle X(\lambda_0) \rangle^{z^{(1)}(H_0)+1} - (z^{(1)}(H_0) + 1)(\lambda - \lambda_0)\right]^{1/(z^{(1)}(H_0)+1)} + \mathcal{O}[(\lambda - \lambda_0)^3] \quad (\text{S23})$$

that can be cast as in Eq. (2) $\langle X(\lambda) \rangle = / (B + \lambda)^\alpha + \mathcal{O}[(\lambda - \lambda_0)^3]$ upon the following identifications:

$$\alpha \equiv \alpha(\lambda_0) = -1/(z^{(1)}(H_0) + 1), \quad (\text{S24})$$

$$A \equiv \alpha^\alpha, \quad (\text{S25})$$

$$B \equiv \alpha \langle X(\lambda_0) \rangle^{-1/\alpha} - \lambda_0. \quad (\text{S26})$$

Section C: Gaussian parent p.d.f.

Here we focus on the order statistics associated to a Gaussian parent p.d.f.

$$p(x) = \frac{1}{\sqrt{2\pi}} e^{-x^2/2}. \quad (\text{S27})$$

In order to perform the change of variables in Eq. (S15) we restrict our study to either $x \geq 0$ or $x < 0$. In any case we define

$$\begin{cases} |x| = e^\eta \\ p(x) = e^z(\eta), \end{cases} \quad (\text{S28})$$

from where

$$z(\eta) = -\frac{1}{2} [e^{2\eta} + \ln 2\pi]. \quad (\text{S29})$$

The local approximation of $p(x)$ with a power law is equivalent to consider

$$z(\eta) \approx z(H_0) + z^{(1)}(H_0)(\eta - H_0). \quad (\text{S30})$$

We proved that the associated order statistics will locally follow a Zipf's law whenever $z^{(1)}(H_0) \neq -1$, i.e. iff

$$-e^{2H_0} \neq -1 \implies H_0 \neq 0 \implies |\langle X(\lambda_0) \rangle| \neq 1. \quad (\text{S31})$$

In other words, the only two points of the order statistics with an exponential local behaviour, instead of a Zipf's one, are those were $\langle X(\lambda_0) \rangle = \pm 1$, i.e. those corresponding to one standard deviation from the mean value of the Gaussian distribution.