

Investigation of resistive switching in Au/MoS₂/Au using Reactive Molecular Dynamics and ab-initio quantum transport calculations

Ashutosh Krishna Amaram¹, Saurabh Kharwar², Tarun Kumar Agarwal²

¹ Discipline of Materials Engineering Indian Institute of Technology Gandhinagar, Palaj, Gandhinagar, Gujarat 382355, India

² Discipline of Electrical Engineering Indian Institute of Technology Gandhinagar, Palaj, Gandhinagar, Gujarat 382355, India

Email: amaramashutosh@iitgn.ac.in

Abstract:

Investigating the underlying physical mechanism for electric-field induced resistive switching in Au/MoS₂/Au based memristive devices by combining computational techniques such as reactive molecular dynamics and first-principle quantum transport calculations. From reactive molecular dynamics study we clearly observe a formation of conductive filament of gold atoms from the top electrode on to the 2D MoS₂ layer. This state was described the onset of low-resistance state from the initial high-resistance state. To further understand the switching mechanism in the device we deploy first-principle calculations where we see an electron channel being formed during the filament formation leading to the low-resistance state of the device. MoS₂ with single defect gives rise to a conductance ratio of LRS to the initial structure is 63.1336 and that of the LRS to HRS is 1.66.

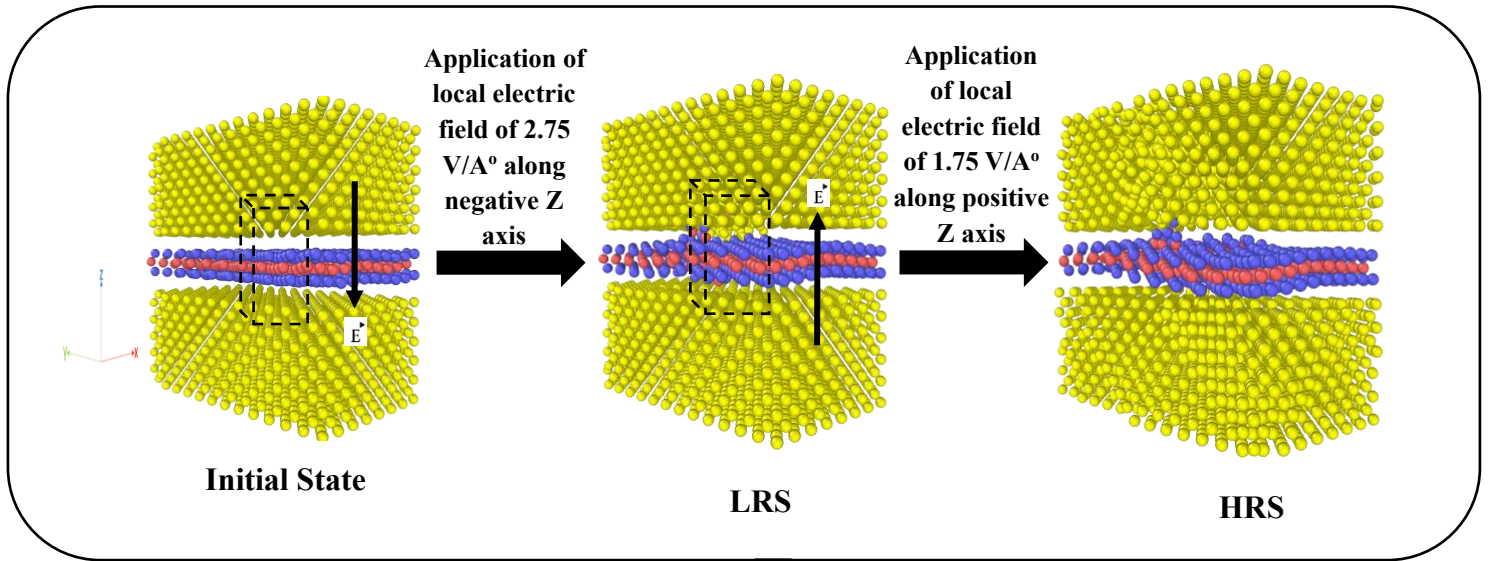
Introduction:

In recent years, Resistive Random Access Memory (RRAM) devices have gained significant attention for its application in Analog In-memory computing [1]. Ti/HfO₂/TiN stacks have been successfully integrated in the CMOS chips [2]. Device-to-Device and Cycle-to-Cycle variability remains a key problem in Transition Metal Oxides (HfO₂/TaO₂) based RRAM devices. Recently, atomically thin two-dimensional (2D) materials like MoS₂ based memristors have shown very low leakage currents compared to the traditional oxide based memristors along with large R_{on}/R_{off} ratios [3,4]. However, the underlying switching mechanism behind the resistive switching remains elusive. In the past researchers have tried to understand the resistive switching with the aid of different theoretical studies. Li et al [6] studied the resistive switching in Au/MoS₂/Au memristors with the help of Density Functional Theory, where they with the help of Nudged Elastic Band (NEB) theory predicted that the high resistance state to low resistance state transition was due to the adsorption of gold atom onto a sulphur vacancy leading to the formation of a conducting semi-filament. They also predicted that the possibility of the formation of a full conducting filament between the top and the bottom electrodes like hBn based memristors is not possible due to very high barrier energy.

Even though such results were conclusive with the experimental findings, but the dynamics associated with such phenomenon is still not explored and this can be established by Reactive Molecular Dynamics study coupled with first principle calculations. Mitra et al [5] did perform Reactive Molecular Dynamics simulations for Au/MoS₂/Au memristive device but instead of using explicit gold electrodes they used 12/6 Lennard Jones (LJ) walls to model their electrodes, in such simulations we lack the advantage of studying the effects taking place at the interface the electrode

and the 2D semiconductor. Hence In this study, we combine reactive molecular dynamics simulations with ab-initio quantum transport and first principle Calculations (DFT) to uncover the high-resistance (HRS) and low-resistance states (LRS) in Au-MoS₂-Au system. For this study we exploited the use of explicit gold electrodes in our Reactive Molecular Dynamics Simulations to study the effects at the interface. Through our extensive study we observed the formation of the semi-conductive filament of gold atoms on MoS₂.

Molecular Dynamics using Reaxff Potential



Density Functional Theory

Electron difference density distribution across the Au/MoS₂/Au structure of initial state, LRS and HRS

Ballistic Electron transport

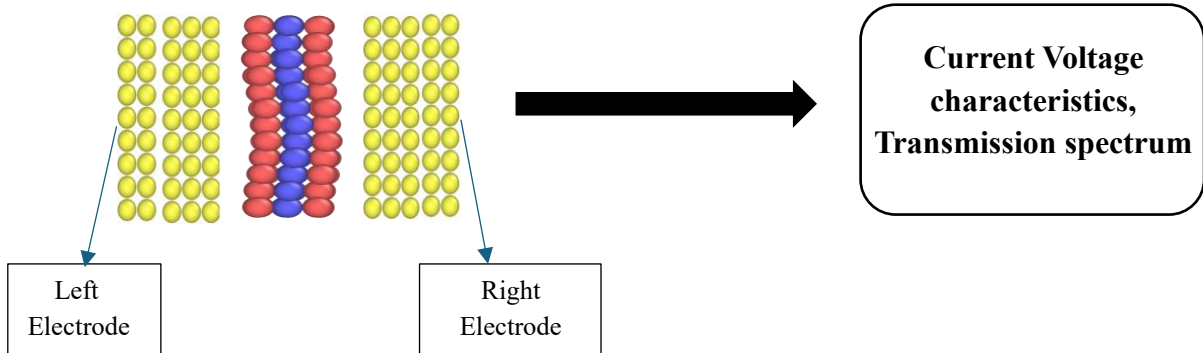


Fig.1 Simulation methodology to model the memristive behaviour of Au-MoS₂-Au systems, a) Molecular Dynamics (MD) with ReaxFF potential to obtain electric-field induced transistor states, b) Density-Functional-Theory (DFT) with LCAO basis set to obtain electron density distribution, c) Quantum Transport (QT) within NEGF framework in QuantumATK to obtain the electron current for all three states.

Computational Framework:

In this study, the memristors atomic structure consists of a 2H phase MoS₂ layer sandwiched between Au contacts. Molecular dynamics simulations are carried out utilizing LAMMPS to investigate the state transition, as shown in Fig.1. The interactions between MoS₂ and Au are modelled using a reactive force field parameter [6], known for its computational efficiency, closely approximating density functional theory calculations while being less computationally intensive than ab initio molecular dynamics. The initial Au-MoS₂-Au structure (Fig.2a) is brought in equilibrium under periodic boundary conditions along the x, y, and z axes, employing the NPT ensemble to attain the initial device structure. Subsequently, the periodic boundary conditions along the x and y axes were altered, and a non-periodic boundary condition along the z axis was introduced to apply electric field along the z-direction. Ambient pressures are set using a Nose-Hoover barostat, while temperature was gradually increased from 10K to 300K using a Berendsen thermostat. Additionally, a sulphur vacancy is introduced, to mimic the defect assisted state transitions as reported in experiments [4] local electric field is applied around the vacancy region to investigate the low-resistance state (LRS) and high-resistance state (HRS) structures of the system. Density functional theory (DFT) calculations within Quantum ATK package are used to compute electron difference density (EDD). For the exchange-correlation functional, the generalized gradient approximation (GGA) with the PBE basis set is employed, supplemented with DFT-D3 correction to account for dispersion interactions. The calculations are performed with a k-point density (ang) of 4x4x1, utilizing a density mesh cut-off of 60 Hartree. The two-terminal device is used to calculate transport properties within non-equilibrium green function (NEGF) formalism of Quantum ATK.

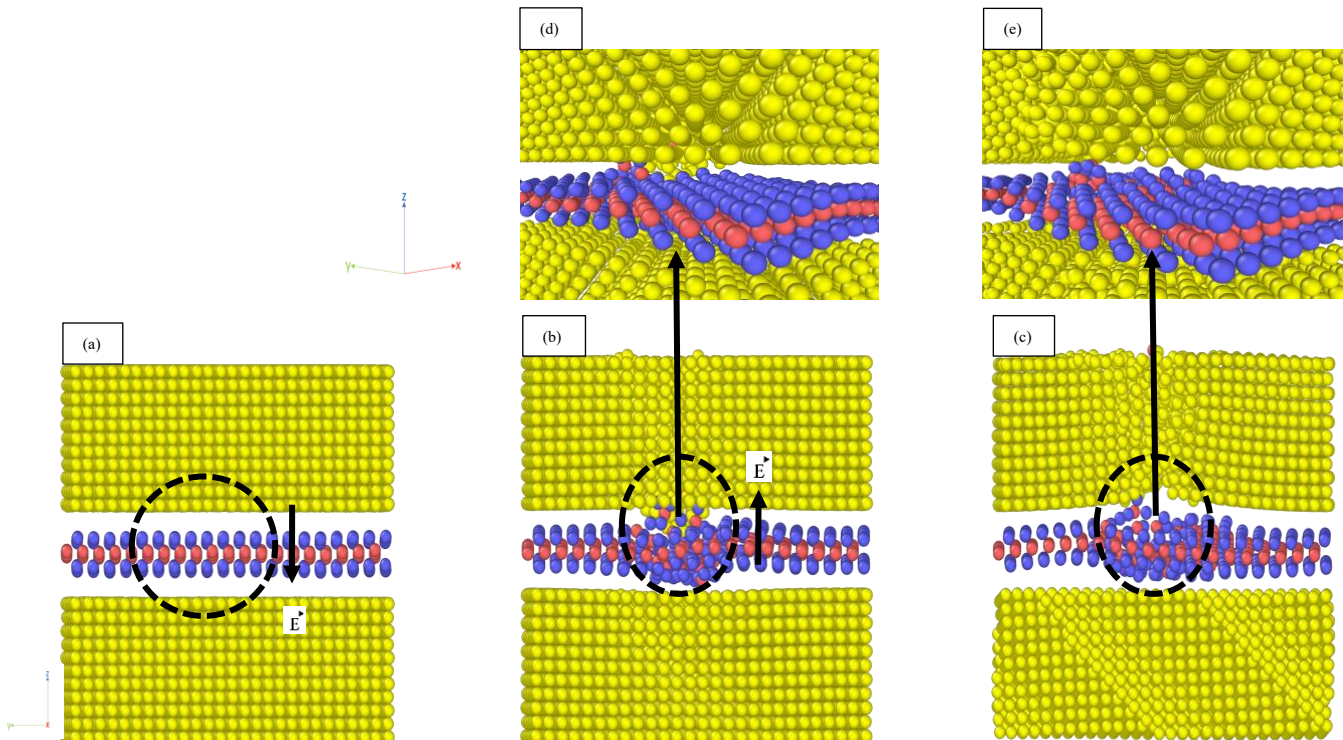


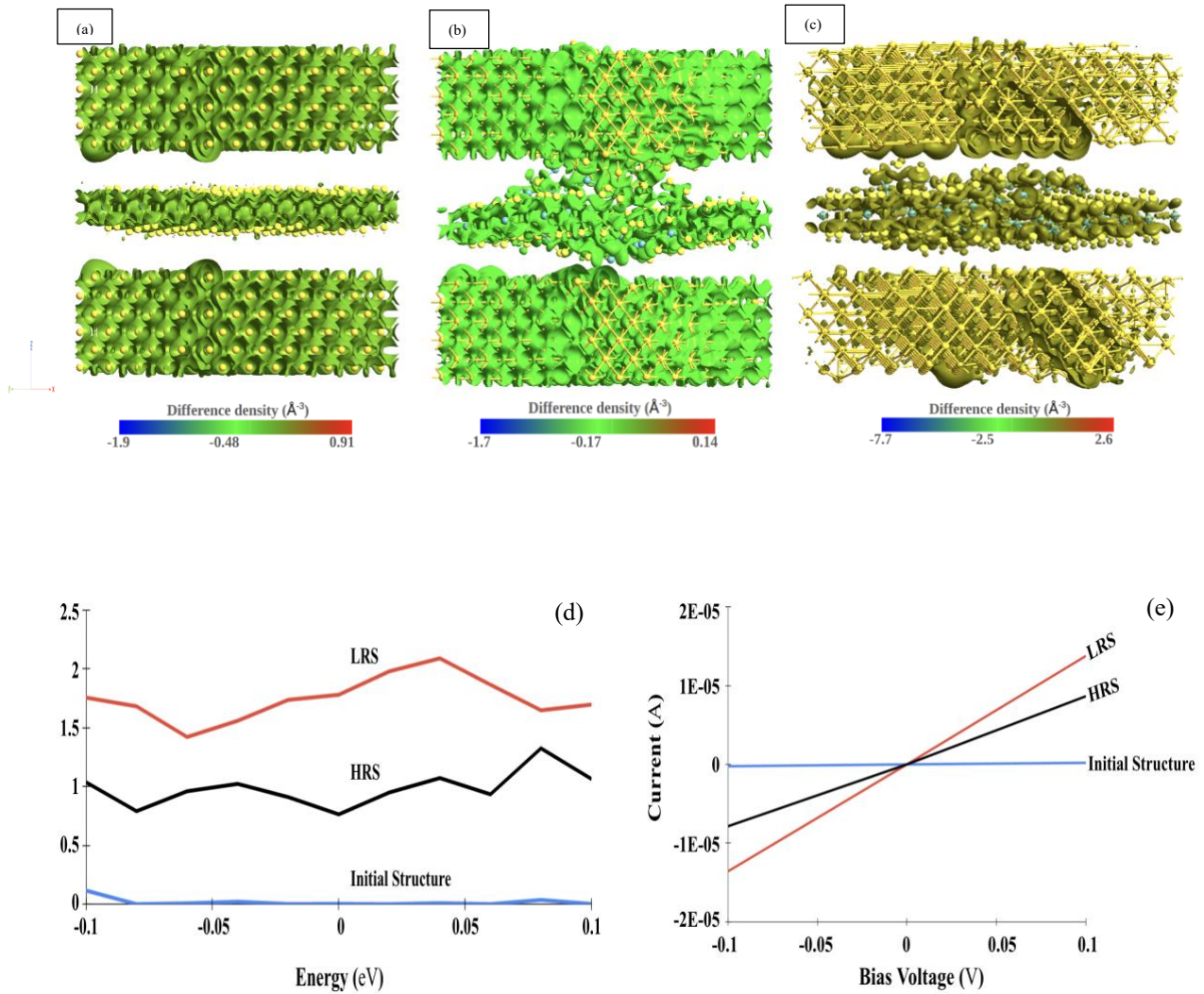
Fig.2 Electric-field Induced State Transitions in Au-monolayer MoS₂-Au system, 1) From initial state (a) to LRS state (b,d) after applying electric field of $-2.75 \text{ V/\text{Å}^\circ}$, where the inset (c,e) shows the semi-conductive filament of gold atoms on MoS₂, 2) From LRS to HRS after applying a reverse electric field of $1.75 \text{ V/\text{Å}^\circ}$, where the inset shows removal of Au atoms from the filament.

Results & Discussions:

We begin our study by performing reactive molecular dynamics simulations. For our study we apply an electric field around a specific region where the sulphur vacancy is present. The main motivation behind applying a local electric field around the vacancy is to study the effect of defect associated resistive switching mechanism in MoS₂ based memristive devices. We first directly applied an electric field of magnitude of $2.75 \text{ V/\text{Å}^\circ}$, along the negative z-axis but this didn't result in any changes in the structure. The main possibility behind this could be that we didn't give enough time for the gold atoms of the top electrode to gain enough positive charge so that they could migrate towards the monolayer of MoS₂. To positively charge the gold atoms of the top electrode, we slowly increased the magnitude of electric field from $0.5 \text{ V/\text{Å}^\circ}$ to $2.75 \text{ V/\text{Å}^\circ}$, this change allowed the gold atoms of the top electrode to gain sufficient positive charge and when the magnitude of the electric field magnitude attained the value of $2.75 \text{ V/\text{Å}^\circ}$ some of the gold atoms of the top electrode migrated through the van-der Waals gap and moved towards the monolayer of MoS₂ thus forming a semi-filament of gold atoms on top of MoS₂ as shown in Fig.2(b,d). We term this state as low-resistance state (LRS). One interesting observation from this case was that we couldn't observe the formation of a full filament where the gold atoms of the top electrode migrate through the MoS₂ layer and connect to the bottom electrode of gold. The reason behind the inability of MoS₂ based memristors to form a full filament of gold atoms was given by Xiao-Dong et al[7] where they performed NEB calculations using DFT where they found out that the energy barrier required for the gold atoms to penetrate through the MoS₂ layer and form a full filament of gold atoms was 6.991 eV which is very high and is not practically feasible. To understand the bipolar resistive switching mechanism of the device, we apply an electric field along the positive z-axis which is opposite to the direction of electric field applied which had led to formation of the semi-filament. We again slowly increased the magnitude of electric field slowly from $0.5 \text{ V/\text{Å}^\circ}$ to $1.75 \text{ V/\text{Å}^\circ}$, this slow increase in electric field magnitude allowed the gold atoms to remain positively charged and once the magnitude of the electric field reached $1.75 \text{ V/\text{Å}^\circ}$, the gold atoms migrated back towards the top electrode as shown in fig.2(c,e). We term this state as high-resistance state (HRS).

To understand the electronic difference density distribution (EDD) across the different states we perform DFT calculations. To perform DFT calculations we use smaller structures that are sliced from the structures obtained using reactive molecular dynamics simulations. When we map EDD on to our initial structure (fig.3(a)), we observe that there is no formation of an electron channel from the gold electrodes on to the monolayer of MoS₂ and most of the electrons are concentrated within the electrodes and the MoS₂ layer. This implies that the initial structure can be considered as HRS. When we map EDD on to our LRS structure (fig.3(b)), we can clearly observe a formation of a conducting channel of electrons between the top electrode and MoS₂. This shows that due to the formation of a semi-filament of gold atoms on top of MoS₂ a path for electrons is created to travel from the top gold electrode to MoS₂, this leads to the formation of a conducting channel of charge carriers and switches the state of the device from HRS to LRS. When we map

EDD on to our HRS structure, we can clearly observe from fig.3(c) that the conduction channel of the electrons broke, and the structure returns back to its HRS. We further compute the transmission spectra for our three structures, and observe from fig.3(d) that the transmission spectrum of LRS was the highest followed by that of HRS and initial structure, this means that the LRS structure must have the highest conductance values followed by that of HRS and then the initial structure. To verify this we perform the conductance measurements of these three structures using the NEGF framework. From fig.3(e) we can clearly observe that for a particular value of applied bias-voltage the current was maximum for the LRS followed by HRS and then the initial structure. Using the IV characteristic we measured the conductance values for the three states shown in fig.3(f). The value of conductance ratio of LRS to initial structure is 63.1336 and that of the LRS to HRS is 1.66. The reason behind the low value of the ratio is that we investigated the resistive switching mechanism for only one sulphur vacancy structure where the defect density is very low.



State	Conductance Value(in ^(f) Siemens)
Initial Structure	2.17E-06
LRS	1.37E-04
HRS	8.25E-05

Fig.3 (a),(b),(c) shows the electron difference density distribution map of the initial structure, LRS and HRS respectively, (d) shows the transmission spectra of the initial structure, LRS and HRS, (e,f) shows the IV characteristics and conductance values of the initial structure, LRS and HRS

Conclusion:

In this work we were able to investigate the resistive switching mechanism in Au/MoS₂/Au based memristive devices successfully using reactive molecular dynamics, first principle calculations and NEGF framework. With the help of reactive molecular dynamics, we were able to change the state of our initial structure to LRS by applying an external electric field. On applying an electric field in an opposite direction, the device switches back to its HRS. On further performing DFT calculations on a smaller structure of the states obtained from reactive molecular dynamics, we map the EDD on all the three states where in the LRS we observe a conducting channel of electrons being formed due to the formation of the semi-filament. This channel breaks when the device switches to its HRS. Using the NEGF framework the conductance ratio of LRS to initial structure is 63.1336 and LRS to HRS is approximately 1.66. This ratio value is expected to increase for higher defect densities as observed in lab fabricated devices. This work therefore gives a clear picture to the underlying mechanism behind the non-volatile resistive switching in MoS₂ based memristors and could be extended to other transition metal dichalcogenides based memristive devices.

References:

- [1] Zahoor, F., Hussin, F. A., Isyaku, U. B., Gupta, S., Khanday, F. A., Chattopadhyay, A., & Abbas, H. (2023). Resistive random access memory: introduction to device mechanism, materials and application to neuromorphic computing. *Discover Nano*, 18(1).
- [2] D. Walczyk , T. Bertaud , M. Sowinska , M. Lukosius , M.A. Schubert , A. Fox , D. Wolansky, A. Scheit , M. Fraschke , G. Schoof , C. Wolf , R. Kraemer , B. Tillack , R. Korolevych , V. Stikanov , C. Wenger, T. Schroeder , and C. Walczyk, Resistive switching behavior in TiN/HfO₂/Ti/TiN devices. *2012 International Semiconductor Conference Dresden-Grenoble (ISCDG)*, Grenoble, France, 2012, pp. 143-146.
- [3] Chaves, A., Azadani, J. G., Alsalman, H., Da Costa, D. R., Frisenda, R., Chaves, A. J., Song, S. H., Kim, Y. D., He, D., Zhou, J., Castellanos-Gomez, A., Peeters, F. M., Liu, Z., Hinkle, C. L., Oh, S. H., Ye, P. D., Koester, S. J., Lee, Y. H., Avouris, P., . . . Low, T. (2020). Bandgap engineering of two-dimensional semiconductor materials. *Npj 2D Materials and Applications*, 4(1).

[4] Ge, R., Wu, X., Kim, M., Shi, J., Sonde, S., Tao, L., Zhang, Y., Lee, J. C., & Akinwande, D. (2017b). Atomristor: Nonvolatile Resistance Switching in Atomic Sheets of Transition Metal Dichalcogenides. *Nano Letters*, *18*(1), 434–441

[5] Mitra, S., Kabiraj, A., & Mahapatra, S. (2021). Theory of nonvolatile resistive switching in monolayer molybdenum disulfide with passive electrodes. *Npj 2D Materials and Applications*, *5*(1).

[6] Mao, Q., Zhang, Y., Kowalik, M., Nayir, N., Chandross, M., & Van Duin, A. C. T. (2022). Oxidation and hydrogenation of monolayer MoS₂ with compositing agent under environmental exposure: The ReaxFF Mo/Ti/Au/O/S/H force field development and applications. *Frontiers in Nanotechnology*, *4*.

[7] Li, X. D., Wang, B. Q., Chen, N. K., & Li, X. B. (2023). Resistive switching mechanism of MoS₂ based atomristor. *Nanotechnology*.