

Published article available at <https://doi.org/10.1017/jfm.2024.1021>

# Velocity gradient partitioning in turbulent flows

Rahul Arun<sup>1</sup>† and Tim Colonius<sup>2</sup>

<sup>1</sup>Graduate Aerospace Laboratories, California Institute of Technology, Pasadena, CA 91125, USA

<sup>2</sup>Department of Mechanical and Civil Engineering, California Institute of Technology, Pasadena, CA 91125, USA

(Received 11 July 2024; revised 1 October 2024; accepted 20 October 2024)

The velocity gradient tensor can be decomposed into normal straining, pure shearing and rigid rotation tensors, each with distinct symmetry and normality properties. We partition the strength of turbulent velocity gradients based on the relative contributions of these constituents in several canonical flows. These flows include forced isotropic turbulence, turbulent channels and turbulent boundary layers. For forced isotropic turbulence, the partitioning is in excellent agreement with previous results. For wall-bounded turbulence, the partitioning collapses onto the isotropic partitioning far from the wall, where the mean shearing is relatively weak. By contrast, the near-wall partitioning is dominated by shearing. Between these two regimes, the partitioning collapses well at sufficiently high friction Reynolds numbers and its variations in the buffer layer and the log-law region can be reasonably modelled as a function of the mean shearing strength. Altogether, our results highlight the expressivity and broad applicability of the velocity gradient partitioning as advantages for turbulence modelling.

**Key words:** turbulence modelling, isotropic turbulence, turbulent boundary layers

## 1. Introduction

Identifying universal features of turbulent flows is a longstanding motif in turbulence modelling. Kolmogorov's local isotropy and similarity hypotheses (Kolmogorov 1941) and their refinements (Kolmogorov 1962; Oboukhov 1962) suggest that small-scale flow statistics are approximately isotropic at sufficiently high Reynolds numbers, irrespective of the flow structure at large scales. Velocity gradients provide a useful testbed for investigating these hypotheses since they describe fundamental statistical and structural features of small-scale turbulence (Meneveau 2011; Johnson & Wilczek 2024). For example, Johnson *et al.* (2017) found support for the local isotropy hypothesis sufficiently far from the wall in a turbulent channel using velocity gradient statistics related to vortex stretching. Aiming to inform turbulence modelling efforts, the present study evaluates velocity gradient statistics in various

† Email address for correspondence: [rarun@caltech.edu](mailto:rarun@caltech.edu)

wall-bounded flows relative to their isotropic values using a recently developed normality-based analysis.

Decomposing the velocity gradient tensor (VGT) based on its symmetry and normality properties distinguishes contributions from three distinct modes of deformation. These modes of deformation are normal straining, rigid rotation and pure shearing. Originally, these modes were determined by applying a ‘triple decomposition’ of the VGT in a ‘basic’ reference frame where the effects of pure shearing can be extracted as a purely asymmetric tensor (Kolář 2007). While identifying such a frame originally required solving challenging pointwise optimization problems, more computationally practical approaches based on the real Schur decomposition of the VGT have been developed recently (Liu *et al.* 2018; Gao & Liu 2018, 2019). We adopt this more recent normality-based triple decomposition, which identifies normal straining as symmetric and normal, rigid rotation as antisymmetric and normal, and pure shearing as strictly non-normal. A complex Schur decomposition has also been used (Keylock 2018), but its relationship to basic reference frames in physical space is less clear (Kronborg & Hoffman 2023).

Partitioning the strength of the VGT based on its triple decomposition provides an expressive description of flow features. For example, the contribution of rigid rotation has been used to identify vortices (Liu *et al.* 2018; Gao & Liu 2018; Haller 2021) and that of shearing has been found to leave a strong imprint on extreme velocity gradients associated with intermittency (Das & Girimaji 2020). The interplay between shearing and rigid rotation has been used to characterize the transition and turbulent decay of colliding vortex rings mediated by the elliptic instability (Arun & Colonius 2024). The original triple decomposition of the VGT (Kolář 2007) has also been used to analyse the statistical and structural imprint of turbulent shearing (Nagata *et al.* 2020; Watanabe *et al.* 2020; Enoki *et al.* 2023). A theme of these works is the association of shearing with sheet-like vorticity and rigid rotation with tube-like vorticity.

Das & Girimaji (2020) showed that the velocity gradients in forced isotropic turbulence converge to a specific partitioning at high Taylor-scale Reynolds numbers. More recently, Arun & Colonius (2024) found that the decaying turbulent cloud produced by a vortex ring collision follows a similar partitioning. However, the spatial development in flows such as wakes, axisymmetric jets, and mixing layers has been associated with enhanced contributions of non-normal velocity gradients (Beaumard *et al.* 2019).

Using the normality-based triple decomposition, we partition the strength of velocity gradients in forced isotropic turbulence, turbulent channels and turbulent boundary layers. The partitioning framework is presented in §2 and the turbulence datasets we analyse are reported in §3. We establish the isotropic partitioning in §4 and thereafter discuss how the partitioning is modified for wall-bounded turbulence in §5, emphasizing the role of the mean shearing and the friction Reynolds number.

## 2. Partitioning framework

The VGT,  $\mathbf{A} = \nabla \mathbf{u}$ , can be expressed in its principal reference frame, denoted by  $(\cdot)^*$ , as  $\mathbf{A}^* = \mathbf{Q}\mathbf{A}\mathbf{Q}^T$ , where  $\mathbf{Q}$  is unitary and  $(\cdot)^T$  represents the transpose. In this frame, the VGT is quasi-triangular and it can be decomposed as

$$\mathbf{A}^* = \underbrace{\begin{bmatrix} \dot{\epsilon}_1^* & 0 & 0 \\ 0 & \dot{\epsilon}_2^* & 0 \\ 0 & 0 & \dot{\epsilon}_3^* \end{bmatrix}}_{\mathbf{A}_\epsilon^*} + \underbrace{\begin{bmatrix} 0 & 0 & 0 \\ 0 & 0 & \dot{\varphi}_1^* \\ 0 & -\dot{\varphi}_1^* & 0 \end{bmatrix}}_{\mathbf{A}_\varphi^*} + \underbrace{\begin{bmatrix} 0 & \dot{\gamma}_3^* & \dot{\gamma}_2^* \\ 0 & 0 & \dot{\gamma}_1^* \\ 0 & 0 & 0 \end{bmatrix}}_{\mathbf{A}_\gamma^*}, \quad (2.1)$$

where  $\mathbf{A}_\epsilon^*$ ,  $\mathbf{A}_\varphi^*$  and  $\mathbf{A}_\gamma^*$  denote the normal straining, rigid rotation and pure shearing tensors, respectively. These tensors can be determined and transformed to the original coordinate system using the ordered real Schur decomposition of  $\mathbf{A}$  (Kronborg & Hoffman 2023).

Correspondingly, the strength of the velocity gradients can be expressed as

$$A^2 = \text{tr}(\mathbf{A}^T \mathbf{A}) = \underbrace{\text{tr}(\mathbf{A}_\epsilon^T \mathbf{A}_\epsilon)}_{A_\epsilon^2} + \underbrace{\text{tr}(\mathbf{A}_\varphi^T \mathbf{A}_\varphi)}_{A_\varphi^2} + \underbrace{\text{tr}(\mathbf{A}_\gamma^T \mathbf{A}_\gamma)}_{A_\gamma^2} + 2 \underbrace{\text{tr}(\mathbf{A}_\varphi^T \mathbf{A}_\gamma)}_{A_{\varphi\gamma}^2}, \quad (2.2)$$

where  $\text{tr}(\cdot)$  represents the trace. The first three terms represent the strengths of the constituents in (2.1) and the last term represents the interaction between shearing and rigid rotation. The velocity gradient partitioning is defined in terms of the relative contributions of these constituents to  $A^2$ . In normalized form, these contributions are bounded as  $A_\epsilon^2/A^2 \in [0, 1]$ ,  $A_\varphi^2/A^2 \in [0, 1]$ ,  $A_\gamma^2/A^2 \in [0, 1]$  and  $A_{\varphi\gamma}^2/A^2 \in [0, (\sqrt{2} + 1)^{-1}]$  (Das & Girimaji 2020).

Ensemble averaging can be used to characterize the statistical relevance of the contributions in this partitioning. We define the averaged partitioning as

$$\langle A_\zeta^2 \rangle_{A^2} = \langle A_\zeta^2 \rangle / \langle A^2 \rangle, \quad \zeta \in \{\epsilon, \varphi, \gamma, \varphi\gamma\}, \quad (2.3)$$

where  $\langle (\cdot) \rangle$  denotes averaging over homogeneous spatial directions and time. The present study focuses on this averaged partitioning, which can be used to characterize contributions to enstrophy and dissipation (Das & Girimaji 2020; Arun & Colonius 2024).

The practical relevance of the partitioning is tied, in part, to its ability to inform modelling efforts, including for non-canonical flows. Some modelling paradigms, such as large-eddy simulations (LES) and Lagrangian approaches, operate on the basis of the total velocity. Other paradigms, such as the Reynolds-averaged Navier–Stokes (RANS) equations and input-output analyses, operate on the basis of the velocity fluctuations. In these contexts, it is therefore important to distinguish the partitioning of the total velocity gradients from the partitioning of the velocity gradient fluctuations, which we denote as  $\langle A_\zeta^2 \rangle_{A^2}$  and  $\langle A_\zeta^2 \rangle'_{A^2}$ , respectively. This distinction is particularly relevant since the normality-based triple decomposition does not generally commute with filtering or averaging operations. Physically, the modes of deformation for the total partitioning reflect what a fluid parcel would actually experience. By contrast, the modes for the fluctuation partitioning reflect what it would experience if advected only by the velocity fluctuations. We consider both the total partitioning and the fluctuation partitioning for the wall-bounded flows in the present study.

### 3. Turbulence datasets

As summarized in table 1, we analyse the partitioning in several well-validated turbulence datasets obtained from direct numerical simulations. These datasets include forced isotropic turbulence (FIT315 and FIT610) and wall-bounded turbulence (Ch0186, Ch1000, BL0729 and BL1024) over a broad range of Reynolds numbers. Cases FIT610 and Ch1000 are obtained from the Johns Hopkins Turbulence Databases (Li *et al.* 2008) and Ch0186 represents a minimal flow unit for near-wall turbulence (Jiménez & Moin 1991). The references in table 1 provide further computational details and validation for each dataset.

We establish the isotropic partitioning using FIT610 and test its sensitivity to  $Re_\lambda$  using FIT315. The snapshots for FIT315 are spaced roughly one integral time unit apart and  $N_t$  is selected to produce a similar number of samples to FIT610. We use Ch1000 to characterize the partitioning in a turbulent channel at a moderate  $Re_\tau$ . Its snapshots are spaced roughly 0.65 eddy turnover time units apart and they span roughly one flow-through time unit (Graham

---

Case	Configuration	Reynolds number	Grid size	$N_t$	Reference
FIT315	Forced isotropic	$Re_\lambda \approx 315$	(1024, 1024, 1024)	67	Cardesa <i>et al.</i> (2017)
FIT610	Forced isotropic	$Re_\lambda \approx 610$	(4096, 4096, 4096)	1	Yeung <i>et al.</i> (2012)
Ch0186	Channel	$Re_\tau \approx 186$	(32, 129, 32)	55 925	Arun <i>et al.</i> (2023)
Ch1000	Channel	$Re_\tau \approx 1000$	(2048, 512, 1536)	40	Graham <i>et al.</i> (2016)
BL0729	Boundary layer	$Re_\tau \approx 292\text{--}729$	(2049, 90, 256)	10 000	Towne <i>et al.</i> (2023)
BL1024	Boundary layer	$Re_\tau \approx 481\text{--}1024$	(4097, 90, 512)	1500	Towne <i>et al.</i> (2023)

---

Table 1: Turbulence datasets considered in the present analyses. Taylor-scale and friction Reynolds numbers are denoted by  $Re_\lambda$  and  $Re_\tau$ , respectively, and  $N_t$  denotes the number of snapshots. The grid sizes correspond to the streamwise ( $x$ ), wall-normal ( $y$ ), and spanwise ( $z$ ) directions, respectively.

---

*et al.* 2016). Case Ch0186 allows us to investigate how the wall-bounded partitioning changes when  $Re_\tau$  is barely large enough to sustain turbulence. Its snapshots span roughly 160 eddy turnover time units. We use BL0729 and BL1024 to further characterize the partitioning for wall-bounded turbulence subject to mild spatial development. Their broad ranges of  $Re_\tau$  allow us to characterize how the partitioning evolves as the flows become increasingly turbulent. The snapshots for BL0729 and BL1024 span more than 20 and 7 eddy turnover time units, respectively (Towne *et al.* 2023).

When computing the VGT, we adopt the differentiation techniques employed in the original simulations where possible. We further require that all elements of the VGT be collocated prior to partitioning. For FIT315 and FIT610, we use a spectral method to compute all velocity gradients. For Ch0186, we use the second-order accurate staggered finite differences employed in the original simulation and subsequently shift staggered quantities to cell centres. This shifting is performed by adjusting the phases of the Fourier modes in  $x$  and  $z$  and by averaging adjacent values in  $y$  (Arun *et al.* 2023). For Ch1000, we use a spectral method in  $x$  and  $z$  and collocated finite differences with a stencil size of  $N_s = 7$  in  $y$ . The original BL0729 and BL1024 simulations employed second-order accurate staggered finite differences; however, the published datasets are collocated and subsampled by a factor of two in  $y$  and  $z$  (Towne *et al.* 2023). As a result, we employ collocated finite differences with  $N_s = 3$  in  $x$  and  $y$ . Since the  $z$  direction has periodic boundary conditions, we compute spanwise derivatives using a spectral method with the modified wavenumbers associated with the original staggered finite difference scheme.

#### 4. Partitioning in nearly isotropic turbulence

The isotropic velocity gradient partitioning characterizes the contributions of  $\mathbf{A}_\epsilon$ ,  $\mathbf{A}_\varphi$  and  $\mathbf{A}_\gamma$  in the idealized setting of forced isotropic turbulence. It has been established previously for  $Re_\lambda \approx 1\text{--}588$  (Das & Girimaji 2020) and is roughly invariant for  $Re_\lambda \gtrsim 200$ . Here, we use FIT610 to confirm this isotropic partitioning, which we denote by  $\langle A_\zeta^2 \rangle_{A^2}^{iso}$ . We characterize deviations from this partitioning using the following metric:

$$\Delta_{iso} = \frac{\sum_{\zeta \in \{\epsilon, \varphi, \gamma, \varphi\gamma\}} \left| \langle A_\zeta^2 \rangle_{A^2} - \langle A_\zeta^2 \rangle_{A^2}^{iso} \right|}{\sum_{\zeta \in \{\epsilon, \varphi, \gamma, \varphi\gamma\}} \left| \langle A_\zeta^2 \rangle_{A^2}^{iso} \right|}, \quad (4.1)$$

in which the denominator sums to unity. An analogous metric,  $\Delta'_{iso}$ , is defined for the fluctuation partitioning by replacing  $\langle A_\zeta^2 \rangle_{A^2}$  with  $\langle A_\zeta^2 \rangle'_{A^2}$  in (4.1). One advantage of these metrics is that they are not affected by further decomposing  $\mathbf{A}_\gamma$  into its symmetric and

Case	$\Delta_{iso} \Delta'_{iso}$	$\langle A_\epsilon^2 \rangle_{A^2}$	$\langle A_\varphi^2 \rangle_{A^2}$	$\langle A_\gamma^2 \rangle_{A^2}$	$\langle A_{\varphi\gamma}^2 \rangle_{A^2}$	$\langle A_\epsilon^2 \rangle'_{A^2}$	$\langle A_\varphi^2 \rangle'_{A^2}$	$\langle A_\gamma^2 \rangle'_{A^2}$	$\langle A_{\varphi\gamma}^2 \rangle'_{A^2}$
FIT315	0.2% 0.2%	0.239	0.106	0.521	0.134	0.239	0.106	0.521	0.134
FIT610	—   —	0.240	0.106	0.520	0.134	0.240	0.106	0.520	0.134
Ch0186	5.0% 5.0%	0.250	0.090	0.535	0.125	0.250	0.090	0.535	0.125
Ch1000	0.4% 0.4%	0.242	0.105	0.519	0.134	0.242	0.105	0.519	0.134
BL0729	1.2% 1.0%	0.242	0.101	0.524	0.133	0.245	0.104	0.517	0.134
BL1024	0.8% 0.6%	0.239	0.102	0.523	0.136	0.242	0.104	0.518	0.136

Table 2: Velocity gradient partitioning for each flow and the corresponding deviation metrics. The partitioning is reported at the channel centreline for Ch0186 and Ch1000 and at  $(Re_\tau, y^+) \approx (729, 159)$  and  $(1000, 155)$  for BL0729 and BL1024, respectively. The column shadings reflect our partitioning colour scheme.

antisymmetric parts. In the present study, they produce results similar to those produced by relative root-mean-square deviations, which are more commonplace.

Table 2 shows the partitioning alongside the deviation metrics for each dataset. Consistent with previous results (Das & Girimaji 2020), the FIT315 partitioning is nearly identical to the FIT610 partitioning. For the wall-bounded flows, the partitioning is taken from regions where the mean shearing is relatively weak. Further, for the boundary layers, it is taken sufficiently far from the boundary-layer thickness to mitigate the imprint of the exterior potential flow.

The partitioning in the selected regions of Ch1000, BL0729 and BL1024 is remarkably similar to the isotropic partitioning, with deviations of 1.2% or less. Since the mean flow has a minimal imprint on the velocity gradients in these regions, the total partitioning is quite similar to the fluctuation partitioning. These results highlight that the isotropic partitioning is broadly applicable in appropriate regions of inhomogeneous turbulent flows.

## 5. Partitioning in wall-bounded turbulence

### 5.1. Effect of mean shearing

The velocity gradient partitioning in wall-bounded turbulence is heavily influenced by the mean shearing imposed by the wall. Figure 1 shows the partitioning profiles as a function of both wall-normal location (in inner units) and mean shearing strength. Consistent with table 2, the partitioning approaches the isotropic values far from the wall, starting near the top of the log-law region. However, the boundary-layer partitioning begins to diverge from these values near the edge of the boundary layer, reflecting the transition to a potential flow. Beyond the boundary-layer thickness (not shown), this transition is associated with monotonic enhancement of normal straining and decay of the other constituents. As observed in table 2, the Ch0186 partitioning does not converge as well onto the isotropic values since it is barely turbulent. The partitioning throughout this minimal channel is generally associated with enhanced contributions from shearing.

For all wall-normal profiles in figure 1, the near-wall partitioning is dominated by shearing. This feature reflects the strong imprint of the mean shearing on the near-wall velocity gradients. The imprint of the mean shearing is also responsible for the enhanced contribution of shearing (at the expense of the other constituents) to the total partitioning relative to the fluctuation partitioning for  $y^+ \lesssim 20$ . Between the near-wall regime and the nearly isotropic regime far from the wall, the collapse of the partitioning profiles is particularly striking for BL0729, BL1024 and (to a lesser extent) Ch1000. The most significant differences between the channel and boundary-layer profiles occur in the buffer layer. For the channels, the

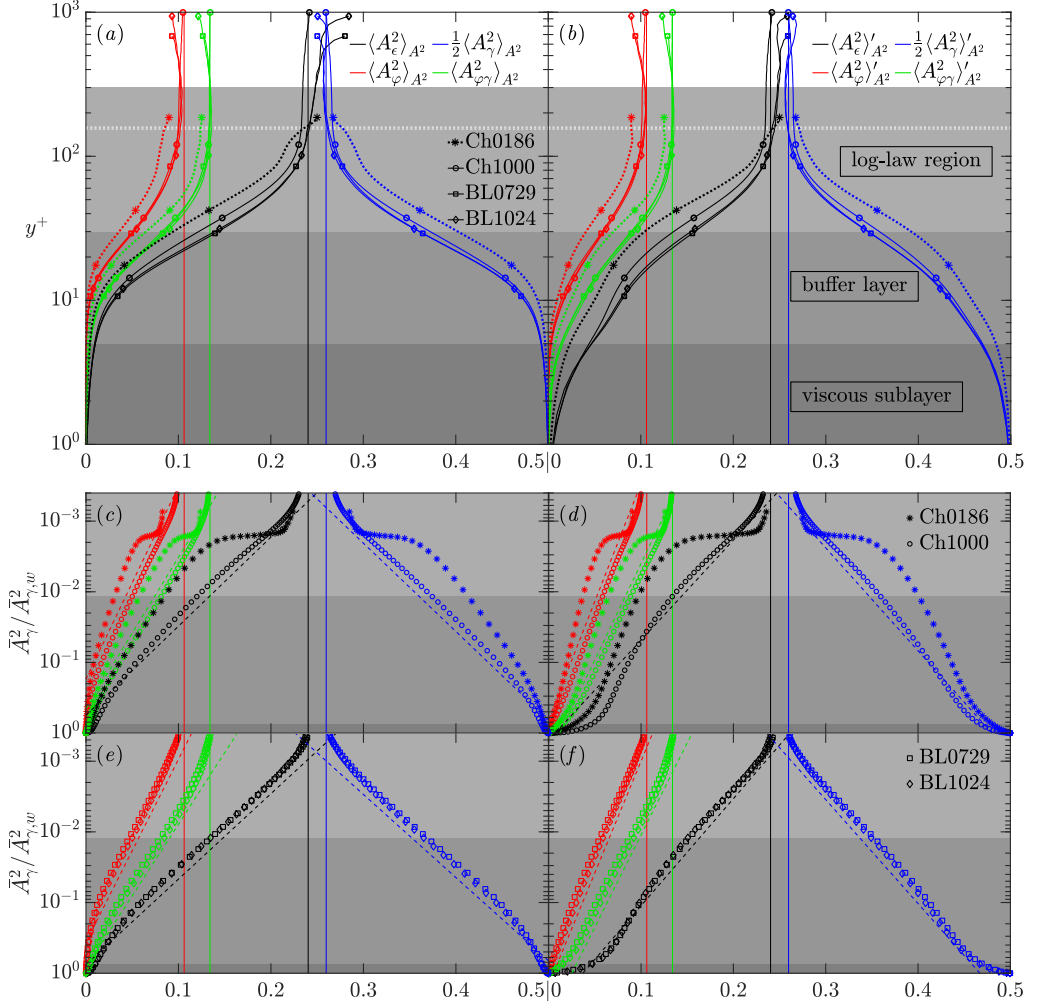


Figure 1: Total (a,c,e) and fluctuation (b,d,f) partitioning profiles for the channels and boundary layers in terms of wall-normal location in inner units (a,b) and mean shearing strength (c-f). The vertical lines represent the isotropic values. The BL0729 and BL1024 profiles are shown for  $Re_\tau \approx 729$  and 1000, respectively, and the top boundary of the log-law region represents Ch1000. The dashed white lines in (a,b) represent the locations of the partitioning values reported in table 2 for BL0729 and BL1024. In (a,b), the markers are used to distinguish between the profiles and, in (c-f), they represent actual data points.

In (c-f), the mean shearing axis is reversed and the dashed lines represent comparable linear-log trends for each dataset, with the partitioning as the dependent variable.

contributions of shearing and normal straining in this region are enhanced and reduced, respectively, relative to their contributions in the boundary layers. While beyond the scope of the present work, characterizing how the flow structures in the buffer layer reflect these differences (e.g. through the imprint of the exterior potential flow) would be interesting future work.

The mean shearing strength profiles in figure 1 provide a complementary view to the wall-normal profiles. The mean shearing strength parameter is normalized as  $\bar{A}_\gamma^2 / \bar{A}_{\gamma,w}^2$ , where  $\bar{A}_{\gamma,w}^2$  represents the (maximum) value at the wall. This parameter quantifies the effect of the wall in terms of velocity gradients and can be determined directly from the mean flow.



Further, for the channels and boundary layers we consider, it can be well-approximated using the wall-normal gradient of the mean streamwise velocity,  $\partial \bar{u} / \partial y$ . For these profiles, we focus primarily on the buffer layer and log-law region since they capture the majority of the evolution from the near-wall regime to the nearly isotropic regime. As observed for the wall-normal profiles, the partitioning in these regions collapses very well as a function of the mean shearing strength for BL0729, BL1024 and (to a lesser extent) Ch1000.

The partitioning in wall-bounded flows becomes similar to the isotropic partitioning when  $\bar{A}_\gamma^2 / \bar{A}_{\gamma,w}^2 \lesssim 10^{-3}$ . The dashed lines in [figure 1](#) illustrate the similarity of the partitioning profiles to log-linear variations with the mean shearing strength for  $10^{-3} \lesssim \bar{A}_\gamma^2 / \bar{A}_{\gamma,w}^2 \lesssim 10^{-1}$ . The slopes of these variations for the total partitioning are slightly steeper than those for the fluctuation partitioning due to the enhanced contribution from the mean shearing for  $\bar{A}_\gamma^2 / \bar{A}_{\gamma,w}^2 \gtrsim 10^{-1}$ . The slopes for shearing and normal straining tend to be similar in magnitude and steeper than those of rigid rotation and shear-rotation interactions. This feature mirrors the relative contributions in the isotropic partitioning, for which  $\langle A_\epsilon^2 \rangle_{A^2}^{iso} \sim \frac{1}{2} \langle A_\gamma^2 \rangle_{A^2}^{iso} \sim \langle A_\phi^2 \rangle_{A^2}^{iso} + \langle A_{\phi\gamma}^2 \rangle_{A^2}^{iso}$ .

More rigorous modelling approaches may help enable predictions of the partitioning profiles in terms of mean flow variables. While we do not propose an explicit model for these profiles in the present study, our analysis suggests that both  $y^+$  and the mean shearing are appropriate for modelling the partitioning and sufficiently high  $Re_\tau$ . Beyond mean flow variables, characterizing how the strength of the velocity gradient fluctuations relative to the mean shearing strength impacts these profiles may provide further insight.

The pronounced, roughly monotonic variations of the normality-based partitioning profiles strikingly capture the development from the near-wall regime to the nearly isotropic regime far from the wall. By contrast, as depicted and discussed in [Appendix A](#), the variations for the symmetry-based partitioning are non-monotonic and do not exceed  $\pm 0.02$  of their isotropic values in the regimes of interest. Supplemented by previous findings ([Arun & Colonius 2024](#)), these results highlight that the expressivity of the normality-based partitioning provides a key advantage over considering symmetry alone.

## 5.2. Effect of friction Reynolds number

Beyond wall-normal variations, the streamwise spatial development in the boundary layers is associated with increasing  $Re_\tau$ . [Figure 2](#) shows how the region where the isotropic partitioning is applicable evolves as a function of  $Re_\tau$ . For BL0729, this region grows appreciably in size as  $Re_\tau$  increases. The same is true to a lesser extent for BL1024, where the turbulence is more well-developed throughout the domain. The  $\Delta_{iso}$  and  $\Delta'_{iso}$  contours identify regions where the isotropic partitioning is most applicable. Throughout BL1024 and at the downstream end of BL0729, it is most applicable around  $y^+ \approx 170$  and  $y^+ \approx 140$  for the total and fluctuating velocity gradients, respectively. The domain of applicability of the isotropic partitioning is slightly larger for the velocity fluctuations than for the total velocity.

Except at the upstream end of BL0729,  $\Delta_{iso}$  and  $\Delta'_{iso}$  are less than roughly 5% for  $y^+ \gtrsim 100$ . Alongside [figure 1](#), these results complement the findings of [Johnson \*et al.\* \(2017\)](#), which suggest that velocity gradient statistics associated with vortex stretching approach their isotropic values for  $y^+ \gtrsim 100$ . Therefore, our results further support their conclusion that this collapse provides support for the local isotropy hypothesis sufficiently far from the wall.

The inner unit scaling of this collapse contrasts with the boundary-layer thickness, which scales in outer units and captures the divergence from the isotropic partitioning near the free stream. Our results therefore suggest that, while inner unit scalings can be used to determine when the partitioning approaches the isotropic values, outer unit scalings may more appropriately capture the divergence to a potential flow in the boundary layers. They

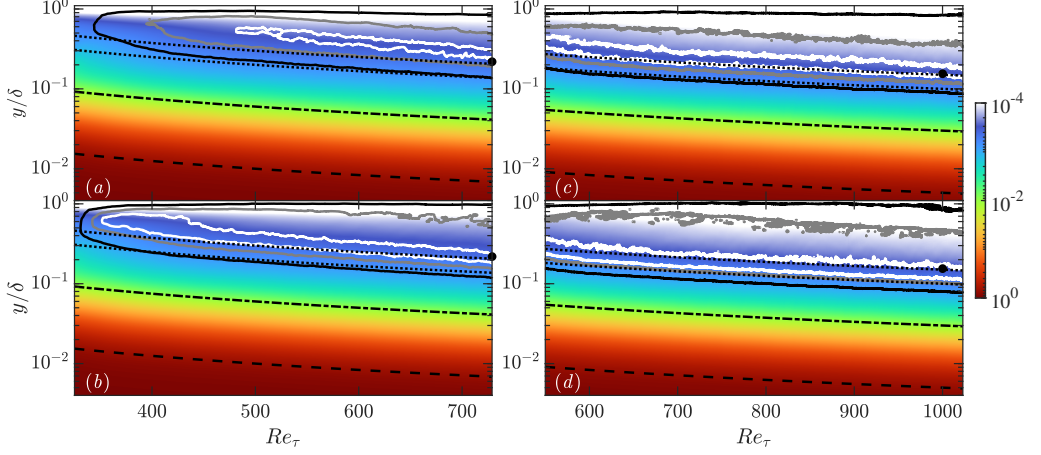


Figure 2: Streamwise development of BL0729 (a,b) and BL1024 (c,d) in terms of  $Re_\tau$ , where the colour axis represents  $\bar{A}_\gamma^2 / \bar{A}_{\gamma,w}^2$ . The white, grey, and black contours represent  $\Delta_{iso} = 1\%$ ,  $\Delta_{iso} = 2\%$  and  $\Delta_{iso} = 5\%$ , respectively, for the total partitioning (a,c) and  $\Delta'_{iso} = 1\%$ ,  $\Delta'_{iso} = 2\%$  and  $\Delta'_{iso} = 5\%$ , respectively, for the fluctuation partitioning (b,d). The dashed and dash-dotted black lines represent the top of the viscous sublayer ( $y^+ = 5$ ) and the top of the buffer layer ( $y^+ = 30$ ), respectively, and the dotted black lines represent  $y^+ = 100$  and  $y^+ = 150$ . The black circles represent the locations of the partitioning values reported in [table 2](#) and  $\delta$  represents the boundary-layer thickness.

further suggest that  $Re_\tau \gtrsim 700$  is a reasonable regime in which to expect a collapsed partitioning. This estimate is consistent with the collapse of the partitioning profiles for BL0729, BL1024 and (to a lesser extent) Ch1000 as well as the lack of collapse for Ch0186 in [figure 1](#).

## 6. Concluding remarks

We have analysed the normality-based partitioning of velocity gradients in several canonical turbulent flows. The partitioning we compute for forced isotropic turbulence agrees well with previous results ([Das & Girimaji 2020](#)). Moreover, we show that the isotropic partitioning also applies to velocity gradients near and beyond the top of the log-law region in wall-bounded flows over a broad range of  $Re_\tau$ . The broad applicability of the isotropic partitioning for  $y^+ \gtrsim 100$  complements previous results ([Johnson \*et al.\* 2017](#)), thereby providing further support for the local isotropy hypothesis for well-developed turbulence far from solid boundaries. Our results suggest that  $Re_\tau \gtrsim 700$  is sufficiently high to expect the partitioning profiles to collapse as they transition from the shearing-dominated near-wall regime to the nearly isotropic regime. Further, the mean shearing provides a reasonable mean flow parameter for modelling their variations in the buffer layer and the log-law region. Altogether, our results highlight expressivity as a key advantage of the normality-based partitioning over symmetry-based approaches.

Moving forward, analysing the partitioning profiles at higher  $Re_\tau$  would help further characterize their sensitivity and collapse for wall-bounded flows. Developing more rigorous models for the partitioning in terms of mean flow variables would also be useful, especially models that do not depend strongly on the flow configuration. The partitioning may aid turbulence modelling efforts in RANS, LES, Lagrangian or input-output settings, e.g. by directly informing closure models or by providing an evaluation metric for models of interest.



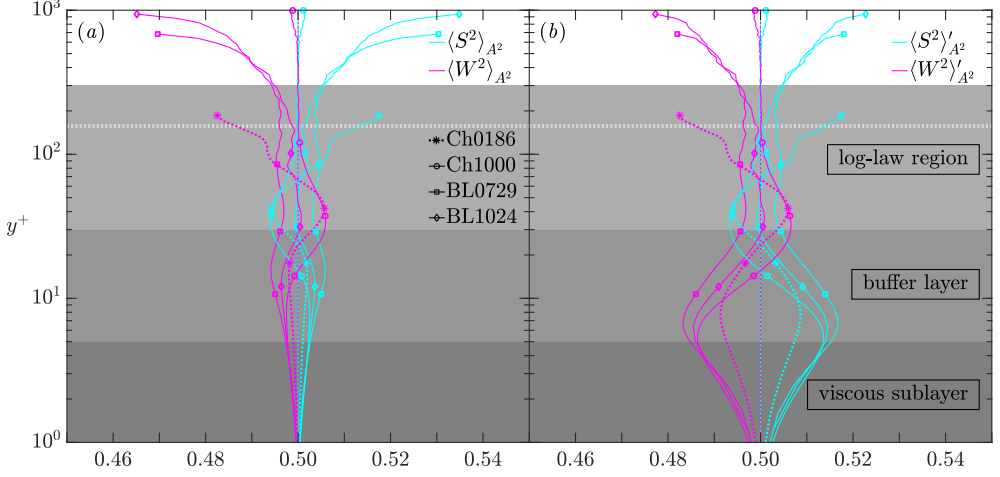


Figure 3: Symmetry-based total (a) and fluctuation (b) partitioning profiles for the channels and boundary layers in terms of wall-normal location in inner units. The plots are in the same style as those in figure 1.

Finally, connecting the statistical features we report to the turbulence structures that produce them would provide an enhanced view of the roles of the partitioning constituents.

**Acknowledgements.** The authors gratefully acknowledge the reviewers for helpful feedback, A. Nekkanti and M. Wadas for discussions and H.J. Bae for providing the Ch0186 dataset.

**Funding.** R.A. was supported by the Department of Defense (DoD) through the National Defense Science & Engineering Graduate (NDSEG) Fellowship Program.

**Declaration of interests.** The authors report no conflict of interest.

**Data availability statement.** Sample code for computing the velocity gradient partitioning is available at <https://doi.org/10.22002/17h15-gr910>.

**Author ORCIDs.**

🌐 Rahul Arun <https://orcid.org/0000-0002-5942-169X>

🌐 Tim Colonius <https://orcid.org/0000-0003-0326-3909>

## Appendix A. Symmetry-based partitioning profiles

The standard symmetry-based decomposition of the VGT identifies the strain-rate tensor as  $\mathbf{S} = \frac{1}{2}(\mathbf{A} + \mathbf{A}^T)$  and the vorticity tensor as  $\mathbf{W} = \frac{1}{2}(\mathbf{A} - \mathbf{A}^T)$ . These tensors can be expressed in terms of the normality-based triple decomposition of the VGT as  $\mathbf{S} = \mathbf{A}_\epsilon + \mathbf{S}_\gamma$  and  $\mathbf{W} = \mathbf{A}_\varphi + \mathbf{W}_\gamma$ , where  $\mathbf{S}_\gamma = \frac{1}{2}(\mathbf{A}_\gamma + \mathbf{A}_\gamma^T)$  and  $\mathbf{W}_\gamma = \frac{1}{2}(\mathbf{A}_\gamma - \mathbf{A}_\gamma^T)$ .

Using the definition in (2.3), the symmetry-based partitioning characterizes the relative contributions of the strain-rate and vorticity tensors to the velocity gradient strength. In isotropic turbulence, these contributions are equipartitioned as  $\langle S^2 \rangle_{A^2} = \langle W^2 \rangle_{A^2} = 0.500$ . Figure 3 shows the symmetry-based partitioning profiles for the wall-bounded flows we consider. Except near the potential flow regime of the boundary layers, these profiles do not deviate more than  $\pm 0.02$  from the isotropic values for both the total and fluctuating velocities. Further, unlike the normality-based partitioning profiles in figure 1, the symmetry-based profiles do not vary monotonically with  $y^+$ . These results show that the normality-based partitioning is significantly more expressive of the spatial variations in turbulence

characteristics from the near-wall regime to the nearly isotropic regime. This finding complements the results of Arun & Colonius (2024), which show that the normality-based partitioning is more expressive than the symmetry-based partitioning in capturing the temporal evolution of a vortex ring collision, including its transition and turbulent decay. Together, these results highlight the superior expressivity of the normality-based partitioning.

## REFERENCES

- ARUN, R., BAE, H.J. & MCKEON, B.J. 2023 Towards real-time reconstruction of velocity fluctuations in turbulent channel flow. *Phys. Rev. Fluids* **8** (6), 064612.
- ARUN, R. & COLONIUS, T. 2024 Velocity gradient analysis of a head-on vortex ring collision. *J. Fluid Mech.* **982**, A16.
- BEAUMARD, P., BUXTON, O.R.H. & KEYLOCK, C.J. 2019 The importance of non-normal contributions to velocity gradient tensor dynamics for spatially developing, inhomogeneous, turbulent flows. *J. Turbul.* **20** (9), 577–598.
- CARDESA, J.I., VELA-MARTÍN, A. & JIMÉNEZ, J. 2017 The turbulent cascade in five dimensions. *Science* **357** (6353), 782–784.
- DAS, R. & GIRIMAJI, S.S. 2020 Revisiting turbulence small-scale behavior using velocity gradient triple decomposition. *New J. Phys.* **22** (6), 063015.
- ENOKI, R., WATANABE, T. & NAGATA, K. 2023 Statistical properties of shear and nonshear velocity components in isotropic turbulence and turbulent jets. *Phys. Rev. Fluids* **8** (10), 104602.
- GAO, Y. & LIU, C. 2018 Rortex and comparison with eigenvalue-based vortex identification criteria. *Phys. Fluids* **30** (8), 085107.
- GAO, Y. & LIU, C. 2019 Rortex based velocity gradient tensor decomposition. *Phys. Fluids* **31** (1), 011704.
- GRAHAM, J., KANOV, K., YANG, X.I.A., LEE, M., MALAYA, N., LALESCU, C.C., BURNS, R., EYINK, G., SZALAY, A., R.D., MOSER & MENEVEAU, C. 2016 A Web services accessible database of turbulent channel flow and its use for testing a new integral wall model for LES. *J. Turbul.* **17** (2), 181–215.
- HALLER, G. 2021 Can vortex criteria be objectivized? *J. Fluid Mech.* **908**, A25.
- JIMÉNEZ, J. & MOIN, P. 1991 The minimal flow unit in near-wall turbulence. *J. Fluid Mech.* **225**, 213–240.
- JOHNSON, P.L., HAMILTON, S.S., BURNS, R. & MENEVEAU, C. 2017 Analysis of geometrical and statistical features of Lagrangian stretching in turbulent channel flow using a database task-parallel particle tracking algorithm. *Phys. Rev. Fluids* **2** (1), 014605.
- JOHNSON, P.L. & WILCZEK, M. 2024 Multiscale velocity gradients in turbulence. *Annu. Rev. Fluid Mech.* **56**, 463–490.
- KEYLOCK, C.J. 2018 The Schur decomposition of the velocity gradient tensor for turbulent flows. *J. Fluid Mech.* **848**, 876–905.
- KOLÁŘ, V. 2007 Vortex identification: new requirements and limitations. *Intl J. Heat Fluid Flow* **28** (4), 638–652.
- KOLMOGOROV, A.N. 1941 The local structure of turbulence in incompressible viscous fluid for very large Reynolds numbers. *Dokl. Akad. Nauk SSSR* **30** (4), 301–305; reprinted in *Proc. R. Soc. Lond. A* **434**, 9–13.
- KOLMOGOROV, A.N. 1962 A refinement of previous hypotheses concerning the local structure of turbulence in a viscous incompressible fluid at high Reynolds number. *J. Fluid Mech.* **13** (1), 82–85.
- KRONBORG, J. & HOFFMAN, J. 2023 The triple decomposition of the velocity gradient tensor as a standardized real Schur form. *Phys. Fluids* **35** (3), 031703.
- LI, Y., PERLMAN, E., WAN, M., YANG, Y., MENEVEAU, C., BURNS, R., CHEN, S., SZALAY, A. & EYINK, G. 2008 A public turbulence database cluster and applications to study Lagrangian evolution of velocity increments in turbulence. *J. Turbul.* **9**, N31.
- LIU, C., GAO, Y., TIAN, S. & DONG, X. 2018 Rortex—a new vortex vector definition and vorticity tensor and vector decompositions. *Phys. Fluids* **30** (3), 035103.
- MENEVEAU, C. 2011 Lagrangian dynamics and models of the velocity gradient tensor in turbulent flows. *Annu. Rev. Fluid Mech.* **43**, 219–245.
- NAGATA, R., WATANABE, T., NAGATA, K. & DA SILVA, C.B. 2020 Triple decomposition of velocity gradient tensor in homogeneous isotropic turbulence. *Comput. Fluids* **198**, 104389.
- OBOUKHOV, A.M. 1962 Some specific features of atmospheric turbulence. *J. Fluid Mech.* **13** (1), 77–81.

- TOWNE, A., DAWSON, S.T.M., BRÈS, G.A., LOZANO-DURÁN, A., SAXTON-FOX, T., PARTHASARATHY, A., JONES, A.R., BILER, H., YEH, C.-A., PATEL, H.D. & TAIRA, K. 2023 A database for reduced-complexity modeling of fluid flows. *AIAA J.* **61** (7), 2867–2892.
- WATANABE, T., TANAKA, K. & NAGATA, K. 2020 Characteristics of shearing motions in incompressible isotropic turbulence. *Phys. Rev. Fluids* **5** (7), 072601.
- YEUNG, P.K., DONZIS, D.A. & SREENIVASAN, K.R. 2012 Dissipation, enstrophy and pressure statistics in turbulence simulations at high Reynolds numbers. *J. Fluid Mech.* **700**, 5–15.