

Helicity-changing Decays of Cosmological Relic Neutrinos

Jihong Huang ^{*}, Shun Zhou [†]

Institute of High Energy Physics, Chinese Academy of Sciences, Beijing 100049, China
School of Physical Sciences, University of Chinese Academy of Sciences, Beijing 100049, China

Abstract

In this paper, we examine the possibility that massive neutrinos are unstable due to their invisible decays $\nu_i \rightarrow \nu_j + \phi$, where ν_i and ν_j (for $i, j = 1, 2, 3$) are any two of neutrino mass eigenstates with masses $m_i > m_j$ and ϕ is a massless Nambu-Goldstone boson, and explore the implications for the detection of cosmological relic neutrinos in the present Universe. First, we carry out a complete calculation of neutrino decay rates in the general case where the individual helicities of parent and daughter neutrinos are specified. Then, the invisible decays of cosmological relic neutrinos are studied and their impact on the capture rates on the beta-decaying nuclei (e.g., $\nu_e + {}^3\text{H} \rightarrow {}^3\text{He} + e^-$) is analyzed. The invisible decays of massive neutrinos could substantially change the capture rates in the PTOLEMY-like experiments when compared to the case of stable neutrinos. In particular, we find that the helicity-changing decays of Dirac neutrinos play an important role whereas those of Majorana neutrinos have no practical effects.

arXiv:2407.04932v1 [hep-ph] 6 Jul 2024

^{*}E-mail: huangjh@ihep.ac.cn

[†]E-mail: zhoush@ihep.ac.cn (corresponding author)

1 Introduction

Though neutrino oscillation experiments have provided us with robust evidence that neutrinos are massive, the intrinsic properties of massive neutrinos are largely unknown [1, 2]. It remains to be determined whether three neutrino masses m_i (for $i = 1, 2, 3$) take on the normal ordering (NO), i.e., $m_1 < m_2 < m_3$, or the inverted ordering (IO), i.e., $m_3 < m_1 < m_2$. In addition, the absolute scale of neutrino masses is not yet pinned down such that the lightest neutrino can in principle be massless. More importantly, massive neutrinos can be either Dirac or Majorana particles, and the lepton number conservation must be violated in the latter case. Now that at least two species of neutrinos are massive, it is also interesting to investigate whether a heavier neutrino can decay into a lighter one and other elementary particles within or beyond the Standard Model (SM).

In the minimal extension of the SM with a nonzero neutrino mass term, one can immediately realize that radiative neutrino decays $\nu_i \rightarrow \nu_j + \gamma$ with $m_i > m_j$ indeed take place at the one-loop level. However, the rates of such radiative decays are highly suppressed due to the small effective magnetic moment of massive neutrinos [3] so that the lifetimes of ordinary neutrinos are much longer than the age of the Universe. In a class of neutrino mass models [4–7], neutrinos turn out to interact with the Nambu-Goldstone boson [8, 9], i.e., the Majoron, arising from the spontaneous breakdown of the lepton number conservation. In order to make a meaningful comparison between Dirac and Majorana neutrino decays, we adopt the following phenomenological Lagrangian for Dirac neutrinos

$$\mathcal{L}_D = \sum_i (\bar{\nu}_i i \not{\partial} \nu_i - m_i \bar{\nu}_i \nu_i) + \frac{1}{2} \partial_\mu \phi \partial^\mu \phi - \left[i\phi \sum_{i,j} g_{ij} \bar{\nu}_i \gamma^5 \nu_j + \text{h.c.} \right] ; \quad (1.1)$$

and that for Majorana neutrinos

$$\mathcal{L}_M = \frac{1}{2} \sum_i (\bar{\nu}_i i \not{\partial} \nu_i - m_i \bar{\nu}_i \nu_i) + \frac{1}{2} \partial_\mu \phi \partial^\mu \phi - \left[i\phi \sum_{i,j} g_{ij} \bar{\nu}_i \gamma^5 \nu_j + \text{h.c.} \right] , \quad (1.2)$$

where ϕ stands for a massless pseudo-scalar boson and the coupling constants g_{ij} (for $i, j = 1, 2, 3$) are assumed to be real for simplicity. In the case of Dirac neutrinos, the interaction term and its Hermitian conjugate in the square brackets in Eq. (1.1) induce the decays of antineutrinos $\bar{\nu}_i \rightarrow \bar{\nu}_j + \phi$ and those of neutrinos $\nu_i \rightarrow \nu_j + \phi$, respectively. In the case of Majorana neutrinos, the interaction term and its Hermitian conjugate in the square brackets in Eq. (1.2) are identical, leading to the decay amplitude of $\nu_i \rightarrow \nu_j + \phi$ for Majorana neutrinos twice that for Dirac ones given the same coupling constants.

In this paper, we examine these invisible decays of massive Dirac or Majorana neutrinos, and explore the impact of helicity-changing decays on the capture rates of cosmological relic neutrinos on the beta-decaying nuclei. The motivation of such a study is two-fold. First, being a prominent prediction of the standard cosmology, the relic neutrinos from the Big Bang definitely exist in the present Universe as a cosmic neutrino background (C ν B). The experimental detection of the C ν B will not only offer unambiguous evidence for the correctness of the Big Bang theory, but also novel opportunities to probe the intrinsic properties of massive neutrinos, such as their mass ordering [10], flavor mixing [11], Majorana nature [12–16] and lifetimes [17]. Second, if

neutrinos decay gradually, their number density in the present Universe and the capture rate of $C\nu B$ on the beta-decaying nuclei [18], such as $\nu_e + {}^3\text{H} \rightarrow {}^3\text{He} + e^-$, will be quite different. For instance, the Princeton Tritium Observatory for Light, Early-Universe, Massive-Neutrino Yield (PTOLEMY) experiment aims to detect $C\nu B$ with 100 g tritium source deposited onto the graphene substrate [19], where the capture rate for Dirac neutrinos is $\Gamma_{C\nu B}^D \approx 4 \text{ yr}^{-1}$, while for Majorana neutrinos it is twice larger, i.e., $\Gamma_{C\nu B}^M \approx 8 \text{ yr}^{-1}$ [12]. However, after taking account of the momentum distribution of relic neutrinos in the Dirac case, the authors of Ref. [16] have found that the ratio $\Gamma_{C\nu B}^D/\Gamma_{C\nu B}^M$ increases from 0.5 to 0.84 when the lightest neutrino is nearly massless in the NO case. Therefore, it is intriguing to see how the invisible decays of massive neutrinos modify the capture rates.

The remaining part of this paper is organized as follows. In Sec. 2, we calculate the decay rates of massive neutrinos with specific helicities in the laboratory frame. Current observational constraints on neutrino lifetimes are summarized as well. Then, the evolution of decaying neutrinos in the Universe is discussed and the capture rates of $C\nu B$ are computed in Sec. 3, where both scenarios of Majorana and Dirac neutrinos in the cases of different mass orderings are considered. Finally, we summarize our main results and conclude in Sec. 4.

2 Invisible Decays of Massive Neutrinos

2.1 Helicity-changing Decays

A detailed calculation of the decay amplitudes for massive neutrinos interacting with either scalar or pseudo-scalar bosons can be found in Refs. [20,21]. In the subsequent discussions in this section, we closely follow the notations in the latter of these two references.

Given the Lagrangian for massive neutrinos in Eq. (1.1) or Eq. (1.2), one can immediately write down the decay amplitudes for $\nu_i(p_i, h_i) \rightarrow \nu_j(p_j, h_j) + \phi(k)$, where $p_i = (E_i, \mathbf{p}_i)$, $p_j = (E_j, \mathbf{p}_j)$ and $k = (\omega, \mathbf{k})$ refer to the four-momenta of parent and daughter particles and h_i (or h_j) denotes the helicity of ν_i (or ν_j). More explicitly, the decay amplitudes for Majorana neutrinos read

$$i\mathcal{M}_{h_i h_j, ij}^M = 2g_{ij} \bar{u}_j(p_j, h_j) \gamma^5 u_i(p_i, h_i), \quad (2.1)$$

and we have $\mathcal{M}_{h_i h_j, ij}^D = \mathcal{M}_{h_i h_j, ij}^M/2$ for Dirac neutrinos. In the Majorana case, neutrinos and antineutrinos are actually indistinguishable in the sense of $\nu_i = \nu_i^C$, where the charge-conjugate field $\nu_i^C \equiv \mathcal{C}\bar{\nu}_i^T$ is defined with $\mathcal{C} \equiv i\gamma^2\gamma^0$ being the charge-conjugation matrix.

2.1.1 Decay Amplitudes

We first recall the standard wave functions of free Dirac fermions. Taking the spin quantization to be along the positive direction of z -axis, we have the helicity operator defined as $\hat{h} \equiv \hat{\mathbf{p}} \cdot \boldsymbol{\sigma}$ with $\hat{\mathbf{p}} \equiv \mathbf{p}/|\mathbf{p}| = (\sin \theta \cos \phi, \sin \theta \sin \phi, \cos \theta)$ being the direction of three-momentum \mathbf{p} . In this case, the helicity spinors with $h = +1$ and -1 are given by [22]

$$\chi^{(+)}(\theta, \phi) = \begin{pmatrix} \cos \frac{\theta}{2} \\ e^{+i\phi} \sin \frac{\theta}{2} \end{pmatrix}, \quad \chi^{(-)}(\theta, \phi) = \begin{pmatrix} -\sin \frac{\theta}{2} \\ e^{+i\phi} \cos \frac{\theta}{2} \end{pmatrix}, \quad (2.2)$$

which satisfy the normalization condition $\chi^{(h)\dagger}\chi^{(h')} = \delta^{hh'}$. With these spinors and the conventions adopted in Ref. [23], the wave functions can be expressed as

$$u(p, h = +1) = \cos \frac{\theta}{2} \begin{pmatrix} \sqrt{E - |\mathbf{p}|} \\ 0 \\ \sqrt{E + |\mathbf{p}|} \\ 0 \end{pmatrix} + \sin \frac{\theta}{2} e^{i\phi} \begin{pmatrix} 0 \\ \sqrt{E + |\mathbf{p}|} \\ 0 \\ \sqrt{E - |\mathbf{p}|} \end{pmatrix}, \quad (2.3)$$

for the positive helicity, and

$$u(p, h = -1) = -\sin \frac{\theta}{2} \begin{pmatrix} \sqrt{E + |\mathbf{p}|} \\ 0 \\ \sqrt{E - |\mathbf{p}|} \\ 0 \end{pmatrix} + \cos \frac{\theta}{2} e^{i\phi} \begin{pmatrix} 0 \\ \sqrt{E - |\mathbf{p}|} \\ 0 \\ \sqrt{E + |\mathbf{p}|} \end{pmatrix}, \quad (2.4)$$

for the negative helicity. It is worth stressing that both positive- and negative-helical states of daughter neutrinos can be produced in the decays, regardless of the direction of the three-momentum \mathbf{p}_j . For example, if we set \mathbf{p}_i of the parent neutrino to be along the positive direction of z -axis, which is also the spin direction, then its wave function with $h_i = +1$ can be immediately read off from Eq. (2.3), i.e.,

$$u_i(p_i, h_i = +1) = \begin{pmatrix} \sqrt{E_i - |\mathbf{p}_i|} \\ 0 \\ \sqrt{E_i + |\mathbf{p}_i|} \\ 0 \end{pmatrix}. \quad (2.5)$$

Based on the orthogonality condition for the wave functions, one can observe that the terms proportional to $\cos(\theta_j/2)$ in Eq. (2.3) and $\sin(\theta_j/2)$ in Eq. (2.4), when applied to the final-state neutrino $\nu_j(p_j, h_j)$, contribute to the decay amplitudes for $h_j = +1$ and $h_j = -1$, respectively.

Then, we proceed with the amplitude squared, which can be easily found from Eq. (2.1)

$$|\mathcal{M}_{h_i h_j, ij}^{\text{M}}|^2 = 4g_{ij}^2 \text{Tr} \left[u_i(p_i, h_i) \overline{u_i(p_i, h_i)} \gamma^5 u_j(p_j, h_j) \overline{u_j(p_j, h_j)} \gamma^5 \right], \quad (2.6)$$

for Majorana neutrinos, while $|\mathcal{M}_{h_i h_j, ij}^{\text{D}}|^2 = |\mathcal{M}_{h_i h_j, ij}^{\text{M}}|^2/4$ for Dirac neutrinos. Introducing the polarization four-vector $s^\mu = (|\mathbf{p}|/m, E\widehat{\mathbf{p}}/m)$ for a massive fermion, one can in general obtain

$$u(p, h) \overline{u(p, h)} = \frac{1}{2} (\not{p} + m)(1 + h\gamma^5 \not{s}), \quad (2.7)$$

which together with Eq. (2.6) leads to

$$|\mathcal{M}_{h_i h_j, ij}^{\text{M}}|^2 = 4g_{ij}^2 [(1 + h_i h_j s_i \cdot s_j)(p_i \cdot p_j - m_i m_j) - h_i h_j (p_i \cdot s_j)(p_j \cdot s_i)]. \quad (2.8)$$

After specifying all the four-momenta, masses and polarization vectors of parent and daughter neutrinos, we have

$$|\mathcal{M}_{h_i h_j, ij}^{\text{M}}|^2 = 4g_{ij}^2 (E_i E_j - m_i m_j - h_i h_j |\mathbf{p}_i| |\mathbf{p}_j|) (1 + h_i h_j \cos \theta_j). \quad (2.9)$$

It is obvious from Eq. (2.9) that the squared amplitude for helicity-preserving decay with $h_i h_j = +1$ is proportional to $\cos^2(\theta_j/2)$, while that for helicity-changing decay with $h_i h_j = -1$ to $\sin^2(\theta_j/2)$. This observation is in accordance with the previous analysis below Eq. (2.5).

On the other hand, with the explicit expressions of the wave functions in Eqs. (2.3)-(2.5), we can also substitute them into Eq. (2.6) and derive the squared amplitudes

$$|\mathcal{M}_{++}^M|^2 = 8g_{ij}^2(E_i E_j - m_i m_j - |\mathbf{p}_i||\mathbf{p}_j|) \cos^2 \frac{\theta_j}{2}, \quad (2.10)$$

$$|\mathcal{M}_{+-}^M|^2 = 8g_{ij}^2(E_i E_j - m_i m_j + |\mathbf{p}_i||\mathbf{p}_j|) \sin^2 \frac{\theta_j}{2}, \quad (2.11)$$

which are the same as those in Eq. (2.9) for $h_i h_j = +1$ and $h_i h_j = -1$, respectively. For $h_i = -1$, where the parent neutrino is traveling along the negative direction of z -axis, the wave function turns out to be

$$u_i(p_i, h_i = -1) = - \begin{pmatrix} \sqrt{E_i + |\mathbf{p}_i|} \\ 0 \\ \sqrt{E_i - |\mathbf{p}_i|} \\ 0 \end{pmatrix}. \quad (2.12)$$

Since the momentum direction of \mathbf{p}_i is reversed in this case (namely, the polar angle $\theta_i = \pi$), one has to replace θ_j by $\pi - \theta_j$ in the wave functions of daughter neutrinos in the decay amplitudes. As a consequence, the decay amplitude for $h_i = -1$ and $h_j = +1$ becomes proportional to $\cos[(\pi - \theta_j)/2] = \sin(\theta_j/2)$, whereas that for $h_i = -1$ and $h_j = +1$ to $\sin[(\pi - \theta_j)/2] = \cos(\theta_j/2)$. Such a correspondence indicates the identities $|\mathcal{M}_{++}^M|^2 = |\mathcal{M}_{--}^M|^2$ and $|\mathcal{M}_{+-}^M|^2 = |\mathcal{M}_{-+}^M|^2$ for the squared amplitudes. Certainly these identities can also be obtained from Eq. (2.9).

2.1.2 Decay Rates

After integrating over the phase space of final-state particles, the differential rates for the helicity-preserving decays with $h_i = h_j = \pm 1$ in the Majorana case can be written as

$$\frac{d\Gamma_{\pm\pm}^M}{dE_j} = \frac{g_{ij}^2 m_i^2}{4\pi E_i} \left[+ \frac{E_i^2 r_{ji}^2 + E_j^2}{|\mathbf{p}_i|^2 |\mathbf{p}_j|} - \frac{(1 + r_{ji})^2}{2|\mathbf{p}_i|} \frac{E_i E_j}{|\mathbf{p}_i||\mathbf{p}_j|} + \frac{(1 - r_{ji})^2}{2|\mathbf{p}_i|} \left(1 + \frac{m_i^2 r_{ji}}{|\mathbf{p}_i||\mathbf{p}_j|} \right) \right], \quad (2.13)$$

with $0 \leq r_{ji} \equiv m_j/m_i < 1$ being the neutrino mass ratio; while those for the helicity-changing decays $\nu_i(p_i, h_i) \rightarrow \nu_j(p_j, h_j) + \phi(k)$ with $h_i = \pm 1$ and $h_j = \mp 1$ are given by

$$\frac{d\Gamma_{\pm\mp}^M}{dE_j} = \frac{g_{ij}^2 m_i^2}{4\pi E_i} \left[- \frac{E_i^2 r_{ji}^2 + E_j^2}{|\mathbf{p}_i|^2 |\mathbf{p}_j|} + \frac{(1 + r_{ji})^2}{2|\mathbf{p}_i|} \frac{E_i E_j}{|\mathbf{p}_i||\mathbf{p}_j|} + \frac{(1 - r_{ji})^2}{2|\mathbf{p}_i|} \left(1 - \frac{m_i^2 r_{ji}}{|\mathbf{p}_i||\mathbf{p}_j|} \right) \right]. \quad (2.14)$$

In the case of Dirac neutrinos, one can derive the differential decay rates via the following relations

$$\frac{d\Gamma_{\pm\pm}^D}{dE_j} = \frac{d\bar{\Gamma}_{\mp\mp}^D}{dE_j} = \frac{1}{4} \frac{d\Gamma_{\pm\pm}^M}{dE_j}, \quad \frac{d\Gamma_{\pm\mp}^D}{dE_j} = \frac{d\bar{\Gamma}_{\mp\pm}^D}{dE_j} = \frac{1}{4} \frac{d\Gamma_{\pm\mp}^M}{dE_j}, \quad (2.15)$$

where $\Gamma_{\pm\pm}^D$ and $\bar{\Gamma}_{\pm\pm}^D$ refer to the decay rates for neutrinos $\nu_i(p_i, h_i) \rightarrow \nu_j(p_j, h_j) + \phi(k)$ and those for antineutrinos $\bar{\nu}_i(p_i, h_i) \rightarrow \bar{\nu}_j(p_j, h_j) + \phi(k)$ with $h_i = h_j = \pm 1$, respectively, and likewise

for the helicity-changing decay rates $\Gamma_{\pm\mp,ij}^D$ and $\bar{\Gamma}_{\pm\mp,ij}^D$. Note that the relations between the decay rates of neutrinos and those of antineutrinos in the case of Dirac neutrinos can be verified by requiring either CP or CPT invariance.

By integrating the differential rates in Eqs. (2.13)-(2.15) over the final-state neutrino energy E_j , we can derive the most general formulae for the total decay rates for a given configuration of neutrino helicities. Before doing so, one should figure out the maximal and minimal values of E_j from the energy-momentum conservation for two-body decays in the laboratory frame (LF). More explicitly, we have

$$E_j^{\max} = \frac{E_i}{2} (1 + r_{ji}^2) + \frac{|\mathbf{p}_i|}{2} (1 - r_{ji}^2) , \quad (2.16)$$

$$E_j^{\min} = \frac{E_i}{2} (1 + r_{ji}^2) - \frac{|\mathbf{p}_i|}{2} (1 - r_{ji}^2) . \quad (2.17)$$

Then it is straightforward to obtain the total helicity-preserving and -changing decay rates in the LF for a specific four-momentum of the parent neutrino (E_i, \mathbf{p}_i) , namely,

$$\Gamma_{\pm\pm,ij}^M = \frac{g_{ij}^2 m_i}{4\pi} \sqrt{1 - \beta_i^2} \left\{ \frac{1}{2} (1 - r_{ji}^2) (1 - r_{ji})^2 - r_{ji} (1 - r_{ji}^2) - 2r_{ji}^2 \ln r_{ji} - (\beta_i^{-2} - 1) \left[(1 + r_{ji} + r_{ji}^2) r_{ji} \ln r_{ji} + \frac{1}{4} (1 - r_{ji}^2) (1 + 4r_{ji} + r_{ji}^2) \right] \right\} , \quad (2.18)$$

$$\Gamma_{\pm\mp,ij}^M = \frac{g_{ij}^2 m_i}{4\pi} \sqrt{1 - \beta_i^2} \left\{ \frac{1}{2} (1 - r_{ji}^2) (1 - r_{ji})^2 + r_{ji} (1 - r_{ji}^2) + 2r_{ji}^2 \ln r_{ji} + (\beta_i^{-2} - 1) \left[(1 + r_{ji} + r_{ji}^2) r_{ji} \ln r_{ji} + \frac{1}{4} (1 - r_{ji}^2) (1 + 4r_{ji} + r_{ji}^2) \right] \right\} , \quad (2.19)$$

for $\beta_i > \beta_{ji}^* \equiv (1 - r_{ji}^2)/(1 + r_{ji}^2)$; and

$$\Gamma_{\pm\pm,ij}^M = \frac{g_{ij}^2 m_i}{4\pi} \sqrt{1 - \beta_i^2} \left\{ \frac{1}{2} (1 - r_{ji}^2) (1 - r_{ji})^2 - (1 + r_{ji} + r_{ji}^2) r_{ji} \beta_i^{-1} + \left[r_{ji} + \frac{1}{2} (\beta_i^{-2} - 1) (1 + r_{ji} + r_{ji}^2) \right] r_{ji} \ln \left(\frac{1 + \beta_i}{1 - \beta_i} \right) \right\} , \quad (2.20)$$

$$\Gamma_{\pm\mp,ij}^M = \frac{g_{ij}^2 m_i}{4\pi} \sqrt{1 - \beta_i^2} \left\{ \frac{1}{2} (1 - r_{ji}^2) (1 - r_{ji})^2 + (1 + r_{ji} + r_{ji}^2) r_{ji} \beta_i^{-1} - \left[r_{ji} + \frac{1}{2} (\beta_i^{-2} - 1) (1 + r_{ji} + r_{ji}^2) \right] r_{ji} \ln \left(\frac{1 + \beta_i}{1 - \beta_i} \right) \right\} , \quad (2.21)$$

for $\beta_i \leq \beta_{ji}^* \equiv (1 - r_{ji}^2)/(1 + r_{ji}^2)$. Some helpful comments on the decay rates in Eqs. (2.18)-(2.21) are in order.

- First of all, we should note that $\beta_{ji}^* \equiv (1 - r_{ji}^2)/(1 + r_{ji}^2)$ is just the velocity of the daughter neutrino ν_j in the rest frame (RF) of the parent neutrino ν_i , where one can easily find the energy and momentum of ν_j as $E_j^* = m_i(1 + r_{ji}^2)/2$ and $|\mathbf{p}_j^*| = m_i(1 - r_{ji}^2)/2$. The kinematic quantities with the superscript “*” refer to those in the RF of the parent neutrino. In Fig. 1, we draw a sketch of the neutrino decay in the RF and the LF, on which the relevant kinematics quantities are marked. The decay in the LF can be treated as being obtained by

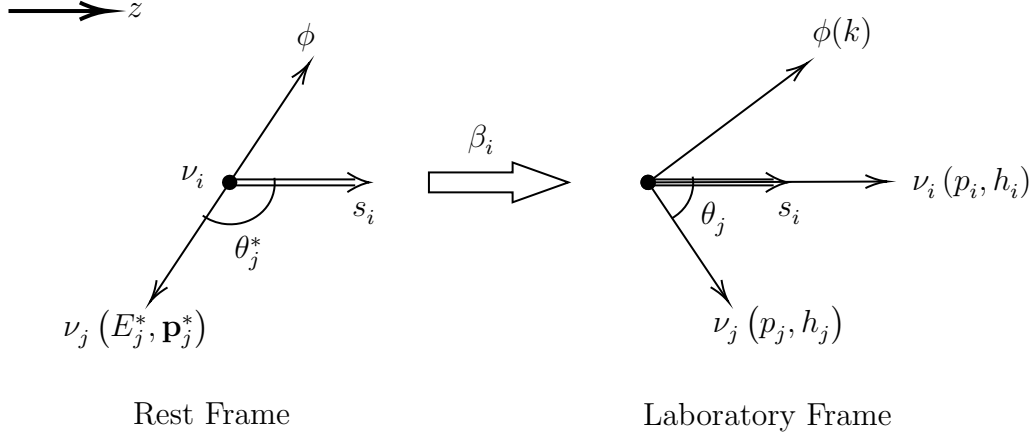


Figure 1: The sketch of the neutrino decay $\nu_i(p_i, h_i) \rightarrow \nu_j(p_j, h_j) + \phi(k)$ in the RF (left) and the LF (right), where the kinematic quantities are related by the Lorentz boost β_i on ν_i along the positive direction of z -axis.

performing a Lorentz boost on ν_i along the positive direction of the z -axis, which is also the spin direction. By taking the limit of $\beta_i \rightarrow 0$ in Eqs. (2.20) and (2.21), we can derive the decay rates in the RF, i.e.,

$$\Gamma_{\pm\pm,ij}^{\text{M}*} = \Gamma_{\pm\mp,ij}^{\text{M}*} = \frac{g_{ij}^2 m_i}{8\pi} (1 - r_{ji}^2) (1 - r_{ji})^2. \quad (2.22)$$

- It is worth mentioning that the total decay rates of $\nu_i(p_i, h_i) \rightarrow \nu_j(p_j, h_j) + \phi(k)$ summed over both helical states of ν_j in the LF can be read off from Eqs. (2.18)-(2.21), namely,

$$\Gamma_{\pm,ij}^{\text{M}} \equiv \Gamma_{\pm\pm,ij}^{\text{M}} + \Gamma_{\pm\mp,ij}^{\text{M}} = \frac{g_{ij}^2 m_i}{4\pi} \sqrt{1 - \beta_i^2} (1 - r_{ji}^2) (1 - r_{ji})^2, \quad (2.23)$$

which are related to their counterparts $\Gamma_{\pm,ij}^{\text{M}*} \equiv \Gamma_{\pm\pm,ij}^{\text{M}*} + \Gamma_{\pm\mp,ij}^{\text{M}*}$ in the RF expressed in Eq. (2.22) by the Lorentz factor. For later convenience, the total decay rate of $\nu_i(p_i, h_i)$ will be further defined as $\Gamma_{\pm,i}^{\text{M}} \equiv \sum_j \Gamma_{\pm,ij}^{\text{M}}$ by summing over all the possible decay channels with daughter neutrinos $\nu_j(p_j, h_j)$. Except for the Lorentz factor, the total decay rates $\Gamma_{\pm,ij}^{\text{M}}$ are independent of the velocity β_i of the parent neutrino ν_i . However, the rates of $\nu_i(p_i, h_i)$ decays into different helical states $\nu_j(p_j, h_j)$ indeed depend on the velocity β_i of the parent neutrino and on whether β_i is larger or smaller than the velocity β_{ji}^* .

- In the RF, the angular distribution of daughter neutrinos is isotropic, and their directions are described by the angle θ_j^* between the three-momentum \mathbf{p}_j^* and the z -axis. In the LF, the longitudinal momentum of ν_j parallel to z -axis, i.e., $p_{j,z}$, is related to the energy and three-momentum in the RF by

$$p_{j,z} \equiv |\mathbf{p}_j| \cos \theta_j = \gamma_i (\beta_i E_j^* + |\mathbf{p}_j^*| \cos \theta_j^*), \quad (2.24)$$

with the Lorentz factor $\gamma_i \equiv 1/\sqrt{1 - \beta_i^2}$. There exists a critical value $\beta_{ji}^* \equiv (1 - r_{ji}^2)/(1 + r_{ji}^2)$ for β_i , which is determined by whether the direction of the daughter neutrino momentum is perpendicular to the boost direction, i.e., $p_{j,z} = 0$ or equivalently $\theta_j = \pi/2$. Therefore,

the counterpart $\widehat{\theta}_j^*$ in the RF satisfies $\cos \widehat{\theta}_j^* = -\beta_i/\beta_{ji}^*$. In the case of $\beta_i < \beta_{ji}^*$, daughter neutrinos with $\theta_j^* < \widehat{\theta}_j^*$ in the RF are all boosted to the LF with $\theta_j < \pi/2$, while those with $\theta_j^* > \widehat{\theta}_j^*$ to the LF with $\theta_j > \pi/2$. On the other hand, for $\beta_i > \beta_{ji}^*$, all the daughter neutrinos are boosted to $\theta_j < \pi/2$, and there is no backward emission. The dependence on the velocity β_i reflects these two different configurations of angular distributions.

- With a small but nonzero velocity $\beta_i \ll 1$, the total decay rates in Eqs. (2.20) and (2.21) approximate to

$$\Gamma_{\pm\pm,ij}^M \approx \frac{g_{ij}^2 m_i}{4\pi} \left[\frac{1}{2}(1 - r_{ji}^2)(1 - r_{ji})^2 - \frac{2}{3}r_{ji}\beta_i(1 - r_{ji})^2 \right], \quad (2.25)$$

$$\Gamma_{\pm\mp,ij}^M \approx \frac{g_{ij}^2 m_i}{4\pi} \left[\frac{1}{2}(1 - r_{ji}^2)(1 - r_{ji})^2 + \frac{2}{3}r_{ji}\beta_i(1 - r_{ji})^2 \right], \quad (2.26)$$

where only the first-order corrections of $\mathcal{O}(\beta_i)$ are maintained. One can recognize that the rates of helicity-preserving and -changing decays are different for non-relativistic neutrinos, but the difference is proportional to the velocity β_i . On the other hand, for ultra-relativistic neutrinos with $|\mathbf{p}_i| \gg m_i$, we have $\beta_i \rightarrow 1$ and thus the formulae in Eqs. (2.18) and (2.19) should be used. In this limit, the decay rates will be generally suppressed by the inverse of the Lorentz factor γ_i^{-1} , so the contributions proportional to $(\beta_i^{-2} - 1)$ can be safely neglected. In this case, we obtain

$$\Gamma_{\pm\pm,ij}^M \approx \frac{g_{ij}^2 m_i}{4\pi} \sqrt{1 - \beta_i^2} \left[\frac{1}{2}(1 - r_{ji}^2)(1 - r_{ji})^2 - r_{ji}(1 - r_{ji}^2) - 2r_{ji}^2 \ln r_{ji} \right], \quad (2.27)$$

$$\Gamma_{\pm\mp,ij}^M \approx \frac{g_{ij}^2 m_i}{4\pi} \sqrt{1 - \beta_i^2} \left[\frac{1}{2}(1 - r_{ji}^2)(1 - r_{ji})^2 + r_{ji}(1 - r_{ji}^2) + 2r_{ji}^2 \ln r_{ji} \right], \quad (2.28)$$

which are exactly the same results previously derived, i.e., Eqs. (10a) and (10b) in Ref. [21]. Except for the overall factor $\sqrt{1 - \beta_i^2}$, the difference between the helicity-preserving and -changing decay rates is only determined by the neutrino mass ratio r_{ji} .

2.1.3 Rate Asymmetries

Thus far, we have not considered the neutrino mass spectrum, which is of crucial importance for the determination of the mass ratio r_{ji} or the velocity β_{ji}^* in the RF. According to the latest global analysis of neutrino oscillation data [24], one gets $\Delta m_{21}^2 \equiv m_2^2 - m_1^2 \approx 7.4 \times 10^{-5} \text{ eV}^2$ and $|\Delta m_{31}^2| \equiv |m_3^2 - m_1^2| \approx 2.5 \times 10^{-3} \text{ eV}^2$. For definiteness, we assume that the lightest neutrino is rather light, namely, $m_1 \ll m_2 < m_3$ in the case of NO and $m_3 \ll m_1 < m_2$ in the case of IO. For illustration, $m_1(m_3) = 0.1 \text{ meV}$ will be taken in the NO (IO) case. Therefore, it is straightforward to obtain

$$m_1 = 0.1 \text{ meV}, \quad m_2 \approx 8.6 \text{ meV}, \quad m_3 \approx 50 \text{ meV}, \quad (2.29)$$

for the NO case, and

$$m_3 = 0.1 \text{ meV}, \quad m_1 \approx 50 \text{ meV}, \quad m_2 \approx 50.7 \text{ meV}, \quad (2.30)$$

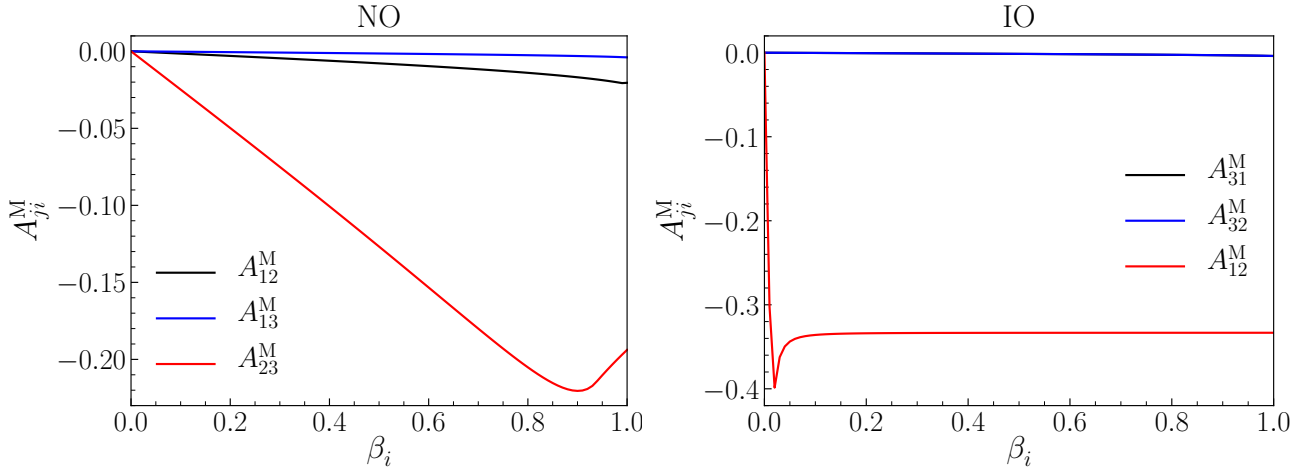


Figure 2: The asymmetry between the helicity-preserving and -changing decay rates A_{ji}^M for the channel $\nu_i \rightarrow \nu_j + \phi$ versus the velocity of the parent neutrino β_i . In the NO case (left panel), the decay-rate asymmetry is displayed as black, blue and red curves with $ji = 12, 13, 23$, respectively. In the IO case (right panel), the asymmetry is accordingly shown as black, blue and red curves with $ji = 31, 32, 12$.

for the IO case. In the NO case, neutrino decays proceed in three different channels $\nu_3 \rightarrow \nu_2 + \phi$, $\nu_3 \rightarrow \nu_1 + \phi$ and $\nu_2 \rightarrow \nu_1 + \phi$, so the relevant mass ratios are

$$r_{23} \approx 0.17, \quad r_{13} \approx 0.002, \quad r_{12} \approx 0.01. \quad (2.31)$$

In the IO case, we also have three decay channels $\nu_2 \rightarrow \nu_1 + \phi$, $\nu_2 \rightarrow \nu_3 + \phi$ and $\nu_1 \rightarrow \nu_3 + \phi$ with the mass ratios

$$r_{12} \approx 0.99, \quad r_{32} \approx r_{31} \approx 0.002. \quad (2.32)$$

Given these values of r_{ji} , the difference between the helicity-preserving decay rates $\Gamma_{\pm\pm,ij}^M$ and the helicity-changing ones $\Gamma_{\pm\mp,ij}^M$ is actually sensitive to the velocity β_i of the parent neutrino ν_i in the LF, as we have explained.

To have a more direct feeling about the difference between two decay channels, we introduce the asymmetry between the helicity-preserving and -changing decay rates as

$$A_{ji}^M \equiv \frac{\Gamma_{\pm\pm,ij}^M - \Gamma_{\pm\mp,ij}^M}{\Gamma_{\pm\pm,ij}^M + \Gamma_{\pm\mp,ij}^M} \approx (\beta_i^{-2} - 1)r_{ji} \ln \left(\frac{1 + \beta_i}{1 - \beta_i} \right) - 2r_{ji}\beta_i^{-1}, \quad (2.33)$$

which gives rise to $A_{ji}^M \rightarrow 0$ in the limit of $\beta_i \rightarrow 0$ and $A_{ji}^M \rightarrow -2r_{ji}$ in the limit of $\beta_i \rightarrow 1$. The asymmetry A_{ji}^M has been plotted as the function of β_i in Fig. 2 in the NO case (left panel) and the IO case (right panel). Some comments on the rate asymmetry can be found below.

- In the NO case, as $r_{13} \approx 0.002$ and $r_{12} \approx 0.01$ are extremely small, one can get $\beta_{13}^* \approx \beta_{12}^* \approx 1$. Therefore, for $\nu_2 \rightarrow \nu_1 + \phi$ and $\nu_3 \rightarrow \nu_1 + \phi$ decays, the final-state ν_1 is ultra-relativistic in the RF and the formulae in Eqs. (2.20) and (2.21) are valid for most values of β_i except for $\beta_i \rightarrow 1$. As the asymmetries A_{13}^M (blue curve) and A_{12}^M (black curve) are suppressed by the small values of r_{13} and r_{12} , respectively, there is no significant difference between

the rates of helicity-preserving and -changing decays. On the other hand, for the decay channel $\nu_3 \rightarrow \nu_2 + \phi$, we have $r_{23} \approx 0.17$ and $\beta_{23}^* \approx 0.944$. As the value of r_{23} is not that small, we should expect a more significant asymmetry A_{23}^M (red curve) between two decay rates. Especially, for the critical velocity $\beta_3 = \beta_{23}^*$, we have $A_{23}^M \approx -0.21$, which represents an asymmetry of around 20% between two decay rates. This difference indicates that for the decay $\nu_3 \rightarrow \nu_2 + \phi$, there are a significant number of daughter neutrinos with opposite helicities to those of high-velocity parent neutrinos.

- In the IO case, as $r_{31} \approx r_{32} \approx 0.002$, we have $\beta_{31}^* \approx \beta_{32}^* \approx 0.99$. Therefore, for $\nu_1 \rightarrow \nu_3 + \phi$ and $\nu_2 \rightarrow \nu_3 + \phi$, the final-state ν_3 is ultra-relativistic in the RF and the formulae in Eqs. (2.20) and (2.21) could perfectly describe the decay rates except for $\beta_i \rightarrow 1$. Furthermore, with small mass ratios, the asymmetries A_{31}^M (black curve) and A_{32}^M (blue curve) are also highly suppressed. On the other hand, for the decay channel $\nu_2 \rightarrow \nu_1 + \phi$ with $\beta_{12}^* \approx 0.02$, the decay rate is mostly described by expressions in Eqs. (2.18) and (2.19). The mass ratio $r_{12} \approx 0.99$ implies a large asymmetry A_{12}^M (red curve) of at most 40%, which further demonstrates the necessity of considering the helicity-changing decays.

Those rate asymmetries will strongly influence the helicity distribution of daughter particles, thereby changing the capture rates of C ν B. However, before the discussion of background neutrino decays, we pay particular attention to the observational constraints on neutrino lifetimes.

2.2 Observational Constraints

The visible and invisible decays of massive neutrinos have been studied extensively in the literature. For visible decays, in which a heavy neutrino decays into a lighter one and a photon $\nu_i \rightarrow \nu_j + \gamma$, the decay rate can be written as [25]

$$\Gamma(\nu_i \rightarrow \nu_j + \gamma) = 5.3 \text{ s}^{-1} (1 - r_{ji}^2)^3 \left(\frac{m_i}{1 \text{ eV}} \right)^3 \left(\frac{\mu_{\text{eff}}}{\mu_B} \right)^2, \quad (2.34)$$

where μ_{eff} is the effective magnetic dipole moment. In the minimal extension of the SM with a finite neutrino mass term, the magnetic dipole moment is as small as $\mu_{\text{eff}} \approx 10^{-23} \mu_B$ with the Bohr magneton $\mu_B = e/(2m_e) \approx 0.3 \text{ MeV}^{-1}$ in natural units [1]. Therefore, the lifetime of unstable neutrinos can be as long as $\tau_\nu \approx 10^{49} \text{ s}$, much longer than the age of our Universe $t_0 \approx 4 \times 10^{17} \text{ s}$. Such a long lifetime satisfies all observational constraints from the precise measurement on distortions of the cosmic microwave background (CMB) spectrum [26, 27], the redshifted 21 cm line of neutral hydrogen atoms [28], and the solar X- and gamma-rays [29].

In this work, we focus on the invisible decays of massive neutrinos, which also subject to various observational constraints [20, 21, 30–39]. To simplify the discussions, we further set all the couplings to be equal, i.e., $g_{ij} \equiv g$. Given the neutrino mass spectrum, the coupling constant g becomes the only free parameter in the scenarios under discussions. Among all the observational constraints, the cosmological one is the most restrictive. For an ultra-relativistic parent neutrino of mass m_ν decaying into a massless neutrino and an invisible scalar, the lower bound on the neutrino lifetime in the RF is [40]

$$\tau_0 \gtrsim 4 \times 10^{(5 \dots 6)} \text{ s} \left(\frac{m_\nu}{50 \text{ meV}} \right)^5. \quad (2.35)$$

When converting this bound to that on the coupling constant, we have

$$g \lesssim (1.6 \cdots 5.0) \times 10^{-10} \text{ (for } \nu_3 \text{)}, \quad g \lesssim (0.4 \cdots 1.3) \times 10^{-7} \text{ (for } \nu_2 \text{)}, \quad (2.36)$$

in the NO case. In the IO case, we get $g \lesssim (2 \cdots 6) \times 10^{-10}$ for both ν_1 and ν_2 , since they are almost degenerate in mass. If the masses of daughter neutrinos are taken into account, a phase-space factor comes into play and the constraint on the lifetime will be weakened [41]. The revised bound on the coupling constant reads

$$g \lesssim 3.2 \times 10^{-10} \text{ (for } \nu_3 \text{)}, \quad g \lesssim 5.0 \times 10^{-8} \text{ (for } \nu_2 \text{)} \quad (2.37)$$

in the NO case, while $g \lesssim 4 \times 10^{-10}$ in the IO case.

Other constraints on the invisible neutrino decays come from the terrestrial experiments and astrophysical observations. The interaction described in Eq. (1.2) gives rise to the neutrinoless double-beta decays with an extra scalar ϕ . The non-observation of such a signal in the EXO-200 experiment provides a constraint on the coupling constant $g \lesssim (0.4 \cdots 0.9) \times 10^{-5}$ [42]. On the other hand, astrophysical constraints on the coupling can also be derived from Big Bang Nucleosynthesis [15, 43–45], Supernova 1987A [46–55], solar neutrinos [56–67], atmospheric and long-baseline accelerator neutrinos [68–72], high-energy astrophysical neutrinos [73–78].

To avoid the existing constraint from cosmological observations, we take the coupling constant in the range $10^{-16} \lesssim g \lesssim 10^{-10}$ in this work, which is also allowed by other experimental tests. A benchmark value of $g = 10^{-12}$ will be chosen for illustration. Smaller couplings will make the effect of neutrino decays more insignificant, whereas much larger ones have been excluded. More discussions about the restrictions on neutrino lifetimes and the coupling constant can be found in Ref. [79] and the references therein.

3 Cosmic Neutrino Background

3.1 Invisible Decays of $C\nu B$

In the standard cosmology, the decoupling temperature of ordinary neutrinos due to the inefficiency of their weak interactions is around $T \approx 1$ MeV, corresponding to the redshift $z_d \approx 10^{10}$. After the decoupling, the three-momentum $\mathbf{p}(z)$ and the temperature $T_\nu(z)$ of neutrinos evolve with the redshift according to [80–82]

$$|\mathbf{p}(z)| = \frac{1+z}{1+z_d} |\mathbf{p}(z_d)|, \quad T_\nu(z) = \frac{1+z}{1+z_d} T_\nu(z_d). \quad (3.1)$$

Meanwhile, the neutrino spectrum obeys the modified Fermi-Dirac (FD) distribution

$$f_{\text{FD}} [|\mathbf{p}(z)|, T_\nu(z)] = \frac{1}{\exp [|\mathbf{p}(z)|/T_\nu(z)] + 1}, \quad (3.2)$$

where the neutrino mass can be neglected due to the suppression by a factor of $(1+z)/(1+z_d)$. The corresponding neutrino number density is given by $\bar{n}(T_\nu) = 3\zeta(3)T_\nu^3/(4\pi^2)$. At the present, the neutrino temperature is $T_\nu^0 \equiv T_\nu(z=0) \approx 1.95$ K ≈ 0.168 meV, and thus $\bar{n}(T_\nu^0) \approx 56$ cm $^{-3}$

for each flavor. For three flavors of neutrinos and antineutrinos, the total number density is about 336 cm^{-3} . Since one can always translate the dependence on the temperature into that on the redshift with the help of Eq. (3.1), we express the number density of ν_i at the redshift z as $\bar{n}_i(z)$.

For later convenience, we define the modified number density of ν_i as $n_i(z) \equiv \bar{n}_i(z)a(z)^3$ with the scale factor $a(z) \equiv 1/(1+z)$. For absolutely stable neutrinos, the modified number density of ν_i remains a constant, i.e., $n_0 \equiv n_i(0) = n_i(z_d) \approx 56 \text{ cm}^{-3}$, as the effect due to the expansion of the Universe on the number density has been absorbed into the scale factor. In consideration of the decays $\nu_i \rightarrow \nu_j + \phi$, the number densities of parent and daughter neutrinos with helicities $h = \pm 1$ will be redshift-dependent and denoted as $n_i^\pm(z)$ and $n_j^\pm(z)$, respectively.

Strictly speaking, one must numerically solve the complete set of Boltzmann equations for the number densities of ν_i , ν_j and ϕ in order to figure out their evolution behaviors. Here we adopt an intuitive and more efficient strategy, in which the number densities of parent and daughter neutrinos with the same helicity at the redshift z read

$$n_i^\pm(z) = n_0 e^{-\lambda_i(z)}, \quad n_j^\pm(z) = [n_0 - n_i^\pm(z)] \mathcal{B}_{ij}^{\text{M}\pm}, \quad (3.3)$$

where $\mathcal{B}_{ij}^{\text{M}\pm} \equiv \Gamma_{\pm\pm,ij}^{\text{M}}/\Gamma_{\pm,i}^{\text{M}}$ is the branching ratio of such a helicity-preserving decay channel. For the helicity-changing case, the branching ratio is $\mathcal{B}_{ij}^{\text{M}\pm} \equiv \Gamma_{\pm\mp,ij}^{\text{M}}/\Gamma_{\pm,i}^{\text{M}}$. The explicit expressions of those decay rates are given in Eqs. (2.18)-(2.21), and the total decay rate $\Gamma_{\pm,i}^{\text{M}}$ is defined below Eq. (2.23). Before explaining the suppression factor $\lambda_i(z)$ in Eq. (3.3), we need to first fix the characteristic redshift z_i^{decay} for ν_i decaying at the rate of $\Gamma_{\pm,i}^{\text{M}*}$ in the RF. To this end, we consider

$$\tilde{\lambda}_i(z_i^{\text{decay}}) \equiv \int_{z_i^{\text{decay}}}^{\infty} \frac{dz \Gamma_{\pm,i}^{\text{M}*}}{(1+z)H(z)\gamma_i(z)}, \quad (3.4)$$

with the Lorentz factor defined as

$$\gamma_i(z) \equiv E_i(z)/m_i = 1/\sqrt{1 - \beta_i^2(z)}. \quad (3.5)$$

Some explanations for the parameters z_i^{decay} and $\tilde{\lambda}_i(z_i^{\text{decay}})$ are necessary. First, the velocity $\beta_i(z)$ is related to the corresponding momentum $\mathbf{p}_i(z)$ by $|\mathbf{p}_i(z)| = m_i \beta_i(z)/\sqrt{1 - \beta_i^2(z)}$. One should notice the redshift-dependence of the velocity and momentum arises from the FD distribution at different temperatures. The Hubble parameter $H(z)$ is

$$H(z) \equiv H_0 \sqrt{\Omega_m(1+z)^3 + \Omega_r(1+z)^4 + \Omega_\Lambda}, \quad (3.6)$$

with the present-day value $H_0 \approx 67.4 \text{ km s}^{-1} \text{ Mpc}^{-1}$ [1]. The energy-density fractions of matter, radiation and dark energy are given by $\Omega_m \approx 0.315$, $\Omega_r \approx 5 \times 10^{-5}$ and $\Omega_\Lambda \approx 0.685$, respectively [1]. Then, one can estimate z_i^{decay} from the following equation

$$\frac{\int_0^\infty e^{-\tilde{\lambda}_i(z_i^{\text{decay}})} f_{\text{FD}} \left[|\mathbf{p}|, T_\nu(z_i^{\text{decay}}) \right] |\mathbf{p}|^2 d|\mathbf{p}|}{\int_0^\infty f_{\text{FD}} \left[|\mathbf{p}|, T_\nu(z_i^{\text{decay}}) \right] |\mathbf{p}|^2 d|\mathbf{p}|} = e^{-1}. \quad (3.7)$$

From the definition of z_i^{decay} in Eq. (3.7) and that of $\tilde{\lambda}_i(z_i^{\text{decay}})$ in Eq. (3.4), it is clear that z_i^{decay} characterizes the redshift when a substantial fraction of ν_i starts to decay for a given coupling

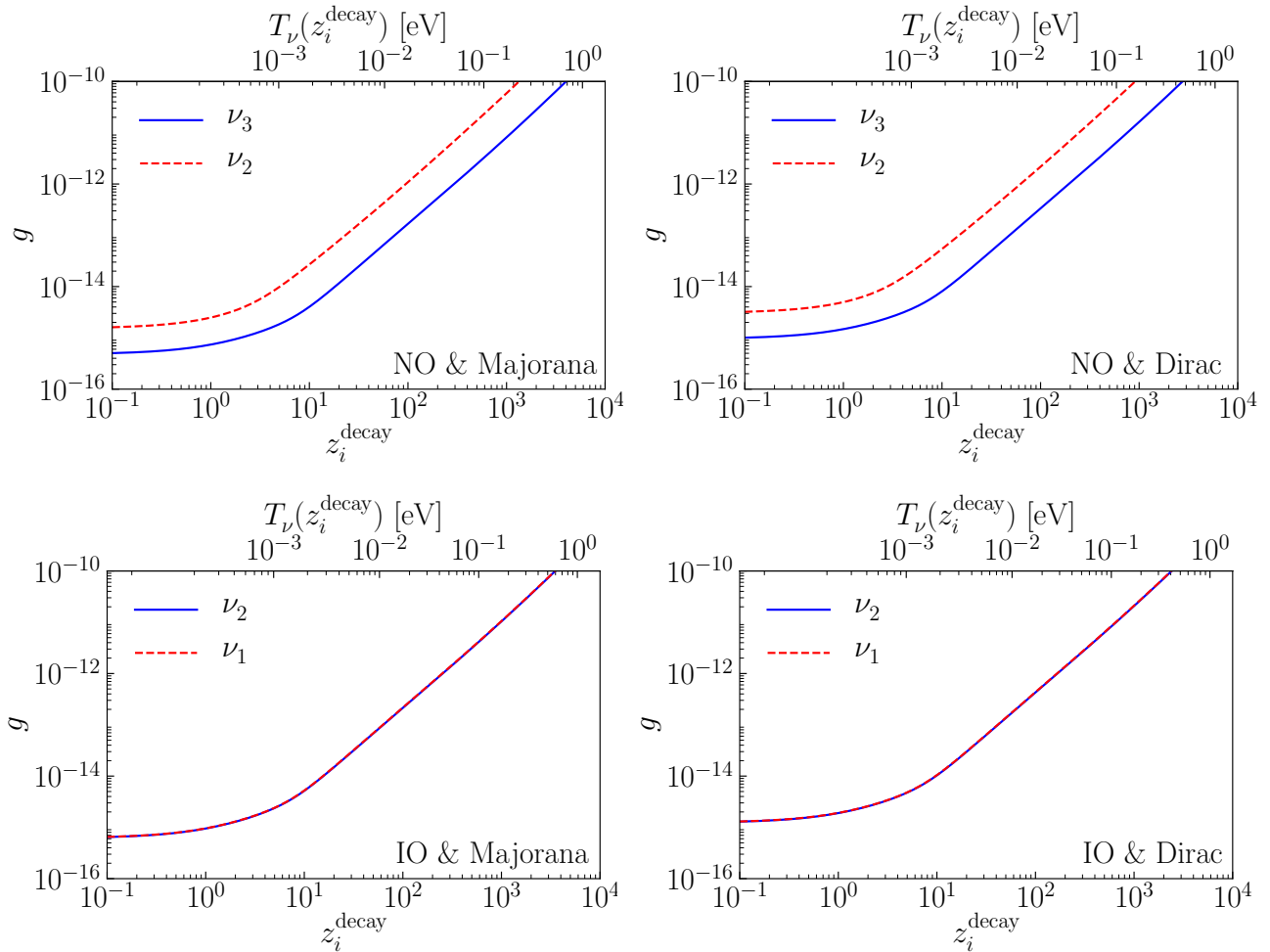


Figure 3: The relationship between the redshift of neutrino decays z_i^{decay} and the coupling constant g in the case of NO (upper row) and IO (lower row), where neutrinos are assumed to be Majorana (left column) or Dirac particles (right column). The relation for the heaviest neutrino (ν_3 for NO or ν_2 for IO) is plotted in blue solid curves, while for the second-heaviest (ν_2 for NO or ν_1 for IO) it is shown in red dashed curves. The corresponding temperature $T_\nu(z_i^{\text{decay}})$ at the redshift z_i^{decay} is shown along the upper axes.

constant g after taking account of its momentum distribution, whereas $e^{-\tilde{\lambda}(z_i^{\text{decay}})}$ stands for the suppression factor for the neutrino number density due to decays. The relationship between z_i^{decay} and the coupling constant g is depicted in Fig. 3. Generally speaking, we have z_i^{decay} growing with g . It is reasonable that a larger coupling constant leads to a shorter neutrino lifetime, implying that the decay happens at an earlier time with a larger redshift. Since the decay rate is proportional to the parent neutrino mass, as in Eqs. (2.18)-(2.21), we have $z_3^{\text{decay}} > z_2^{\text{decay}}$ in the case of NO (upper row) for the same coupling g , no matter whether neutrinos are Majorana (left panel) or Dirac (right panel) particles. However, as two unstable neutrinos in the IO case (lower row) are nearly degenerate in mass, the two curves for ν_2 and ν_1 almost overlap with each other. On the other hand, as the decay rate for Majorana neutrinos is four times larger than that in the Dirac case, the corresponding redshift is also relatively larger. Hence the physical meaning of z_i^{decay} is just a characteristic redshift when neutrinos decay.

Given the coupling constant in the range $10^{-14} \lesssim g \lesssim 10^{-10}$, one can notice from Fig. 3 that neutrinos decay around $T_\nu \in [10^{-3}, 10^{-1}]$ eV, which is far lower than the neutrino decoupling temperature. Therefore, it is reasonable to calculate the suppression factor for the neutrino number density by using [83]

$$\lambda_i(z) = \int_z^{z_i^{\text{decay}}} \frac{dz' \Gamma_{\pm,i}^{\text{M}*}}{(1+z')H(z')\gamma(z')}, \quad (3.8)$$

in terms of the redshift z_i^{decay} . We emphasize the redshift-dependence in Eqs. (3.3) and (3.8) is not the same as that in $\bar{n}_i(z)$. The latter one comes just from the expansion of the Universe, while the former takes account of neutrino decays as well.

The secondary decay from the second-heaviest neutrinos should also be taken into account, and the strategy is basically the same as before. We take the NO case as an example to explain the treatment of secondary decays of ν_2 , which is the second-heaviest neutrino. The characteristic redshift z_2^{decay} at which the secondary decay of ν_2 occurs can be similarly defined with the help of Eq. (3.7). However, there are two main differences. First, the upper limit of the integral in Eq. (3.4) to define $\tilde{\lambda}_2$ should be changed from infinity into z_3^{decay} , below which the secondary ν_2 is produced from ν_3 decays. Second, the FD distribution f_{FD} should not be adopted any more, but needs to be replaced by the distribution function of the produced ν_2 that will be discussed below. The suppression factor $\lambda_2'(z)$, describing the evolution of the number density for ν_2 , is similar to that in Eq. (3.8) but now in terms of z_2^{decay} .

Considering the helicity-changing decay of Majorana neutrinos $\nu_i(p_i, \pm) \rightarrow \nu_j(p_j, \mp) + \phi$, we can easily find the distribution function of the final-state ν_j [84]

$$f_j(E_j) = \int_{l(E_j)}^{\infty} dE_i f_i(E_i) \times \frac{1}{\Gamma_{\pm,i}^{\text{M}}} \frac{d\Gamma_{\pm\mp,ij}^{\text{M}}}{dE_j}. \quad (3.9)$$

Here $f_i(E_i)$ is the energy distribution function of parent neutrinos, and it is just the FD distribution function in Eq. (3.2) for the primordial ν_i . The lower limit of the integral in Eq. (3.9) is determined from E_j^{min} in Eq. (2.17), i.e.,

$$l(E_j) = \frac{E_j}{2} \left(1 + \frac{1}{r_{ji}^2} \right) + \frac{|\mathbf{p}_j|}{2} \left(1 - \frac{1}{r_{ji}^2} \right). \quad (3.10)$$

For secondary decays, such as $\nu_3 \rightarrow \nu_2 \rightarrow \nu_1$ in the NO case, the energy distribution function of ν_1 can be calculated similarly, after obtaining the energy spectrum of produced ν_2 . To be more explicit, we plot the distribution function of Majorana neutrinos ν_1 in the NO case from the decay $\nu_3 \rightarrow \nu_1 + \phi$ (upper left), $\nu_2 \rightarrow \nu_1 + \phi$ (upper right) and $\nu_3 \rightarrow \nu_2 \rightarrow \nu_1$ (lower row) in Fig. 4. The benchmark value of the coupling constant is $g = 10^{-12}$ and the corresponding $z_{3,2}^{\text{decay}}$ can be directly read off from the upper left panel of Fig. 3. We distinguish the spectra of produced ν_1 with the primordial FD distribution (black solid curves) at the same redshift. For the former two channels, the energy spectra from both helicity-preserving (blue solid curves) and -changing (red dashed curves) decays are plotted in order to illustrate their differences. On the other hand, there are four different channels to produce ν_1 with various helicities from the secondary decay of ν_2 , which can be divided into the case of $h_3 = h_1$ (lower left) and $h_3 = -h_1$ (lower right). It can

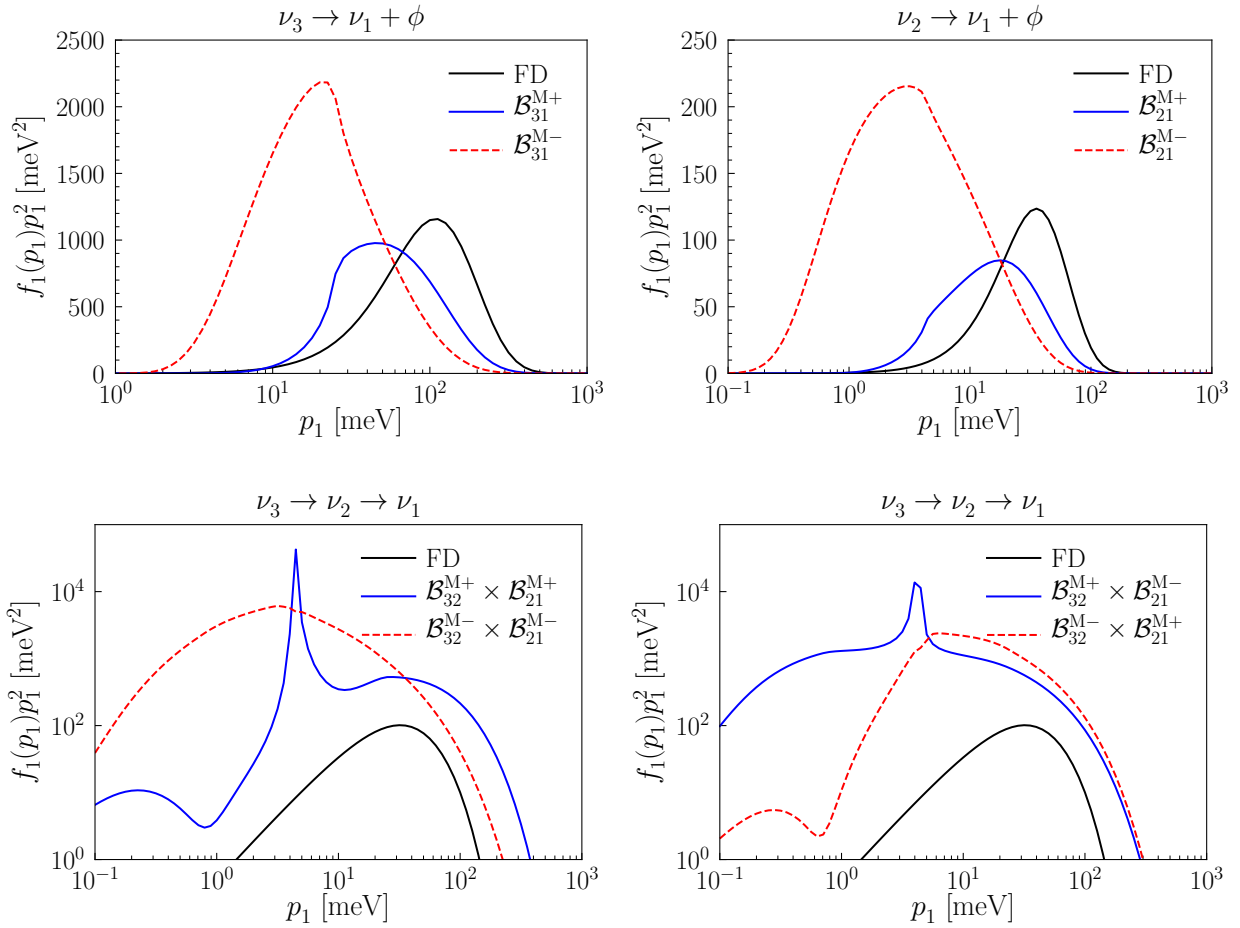


Figure 4: The distribution function $f_1(p_1)p_1^2$ of ν_1 from the decay $\nu_3 \rightarrow \nu_1 + \phi$ (upper left), $\nu_2 \rightarrow \nu_1 + \phi$ (upper right) and $\nu_3 \rightarrow \nu_2 \rightarrow \nu_1$ (lower row). We assume the Majorana neutrino case with NO and choose $g = 10^{-12}$ as the benchmark value. The FD distribution functions for primordial relic ν_1 when the decay happens are plotted in black curves. In the upper row, the distribution functions $f_1(p_1)p_1^2$ from helicity-preserving (\mathcal{B}_{ij}^{M+}) and -changing (\mathcal{B}_{ij}^{M-}) decays are plotted in blue solid curves and red dashed curves, respectively. In the lower row, we illustrate the energy spectra of daughter ν_1 from four different decay channels, including two helicity-preserving ones ($h_3 = h_1$, left) and two helicity-changing ones ($h_3 = -h_1$, right).

be observed that the energy spectrum can be regarded as a convolution of the FD distribution of primordial ν_3 , the decay spectrum of ν_2 from $\nu_3 \rightarrow \nu_2 + \phi$ and that of ν_1 from $\nu_2 \rightarrow \nu_1 + \phi$.

As shown in Fig. 2, the velocities of parent neutrinos play a crucial role in the difference between helicity-changing and -preserving decays. To fully take such effects into account, any physical quantities depending on the neutrino velocity or three-momentum should be modified accordingly by considering their own energy spectrum. For instance, the neutrino number densities $n_i^\pm(z)$ and $n_j^\pm(z)$ in Eq. (3.3) should be calculated as

$$n_i^\pm(z) = \frac{\int_0^\infty n_0 e^{-\lambda_i(z)} f_i[|\mathbf{p}_i|, T_\nu(z)] |\mathbf{p}_i|^2 d|\mathbf{p}_i|}{\int_0^\infty f_i[|\mathbf{p}_i|, T_\nu(z)] |\mathbf{p}_i|^2 d|\mathbf{p}_i|},$$

$$n_j^\pm(z) = \frac{\int_0^\infty n_0 [1 - e^{-\lambda_i(z)}] \mathcal{B}_{ij}^{\text{M}+} f_j [|\mathbf{p}_j|, T_\nu(z)] |\mathbf{p}_j|^2 d|\mathbf{p}_j|}{\int_0^\infty f_j [|\mathbf{p}_j|, T_\nu(z)] |\mathbf{p}_j|^2 d|\mathbf{p}_j|}. \quad (3.11)$$

Here $f_{i,j}$ refers to the energy spectrum of $\nu_{i,j}$, respectively. In the following discussions, we shall not explicitly indicate the integration over the distribution function, but just focus on physical quantities, which are in fact calculated numerically by considering the momentum distribution.

For illustration, we examine the decays of the Majorana neutrinos with the helicity $h = -1$ in the NO case. But our discussions can be easily extended to Dirac neutrinos or to the IO case. For a given three-momentum of the primordial neutrino ν_i with $h = -1$ (denoted as ν_i^-), the explicit expressions of neutrino number densities subject to invisible decays are as follows

$$n_3^-(z) = n_0 e^{-\lambda_3(z)}, \quad (3.12)$$

$$n_2^-(z) = n_0 e^{-\lambda_2(z)} + [n_0 - n_3^-(z)] e^{-\lambda'_2(z)} \mathcal{B}_{32}^{\text{M}+}, \quad (3.13)$$

$$n_2^+(z) = [n_0 - n_3^-(z)] e^{-\lambda'_2(z)} \mathcal{B}_{32}^{\text{M}-}, \quad (3.14)$$

$$\begin{aligned} n_1^-(z) = & n_0 + [n_0 - n_3^-(z)] \mathcal{B}_{31}^{\text{M}+} + n_0 [1 - e^{-\lambda_2(z)}] \mathcal{B}_{21}^{\text{M}+} \\ & + [n_0 - n_3^-(z)] \mathcal{B}_{32}^{\text{M}+} \times [1 - e^{-\lambda'_2(z)}] \mathcal{B}_{21}^{\text{M}+} \\ & + [n_0 - n_3^-(z)] \mathcal{B}_{32}^{\text{M}-} \times [1 - e^{-\lambda'_2(z)}] \mathcal{B}_{21}^{\text{M}-}, \end{aligned} \quad (3.15)$$

$$\begin{aligned} n_1^+(z) = & [n_0 - n_3^-(z)] \mathcal{B}_{31}^{\text{M}-} + n_0 [1 - e^{-\lambda_2(z)}] \mathcal{B}_{21}^{\text{M}-} \\ & + [n_0 - n_3^-(z)] \mathcal{B}_{32}^{\text{M}+} \times [1 - e^{-\lambda'_2(z)}] \mathcal{B}_{21}^{\text{M}-} \\ & + [n_0 - n_3^-(z)] \mathcal{B}_{32}^{\text{M}-} \times [1 - e^{-\lambda'_2(z)}] \mathcal{B}_{21}^{\text{M}+}. \end{aligned} \quad (3.16)$$

The primordial neutrino number density $n_0 \approx 56 \text{ cm}^{-3}$ at the neutrino decoupling is set as usual. Some comments on the number densities of two lighter neutrinos are in order.

- For $n_2^-(z)$ in Eq. (3.13), the first term on the right-hand side represents the number density of primordial ν_2^- surviving the decays $\nu_2^- \rightarrow \nu_1^\pm + \phi$, similar to that for ν_3^- in Eq. (3.12). The number density of newly produced ν_2^- from the helicity-preserving decay $\nu_3^- \rightarrow \nu_2^- + \phi$ is described by the second term with the branching ratio $\mathcal{B}_{32}^{\text{M}+}$. These produced ν_2^- will undergo the secondary decays into ν_1 of both helicities, so the net number density should be multiplied by a factor of $e^{-\lambda'_2(z)}$. As the initial number density of ν_2^+ is zero, they all come from the helicity-changing decays of ν_3^- with the branching ratio \mathcal{B}_{32}^- .
- For $n_1^-(z)$ in Eq. (3.15), the first three terms on the right-hand side account for the number density of the initial ν_1^- , those produced from the helicity-preserving decays of ν_3^- and ν_2^- , respectively. In addition, ν_1^- can also be generated from the secondary decays of ν_2 in two channels, namely, $\nu_3 \xrightarrow{\mathcal{B}_{32}^{\text{M}+}} \nu_2 \xrightarrow{\mathcal{B}_{21}^{\text{M}+}} \nu_1$ and $\nu_3 \xrightarrow{\mathcal{B}_{32}^{\text{M}-}} \nu_2 \xrightarrow{\mathcal{B}_{21}^{\text{M}-}} \nu_1$. The contributions from these two processes are given in the last two lines of Eq. (3.15). The result for $n_1^+(z)$ in Eq. (3.16) can be understood in a similar way.

Summing up all the number densities in Eqs. (3.12)-(3.16), one finds that the total number density of neutrinos is still $3n_0$. This is what we expect since the total number of neutrinos is

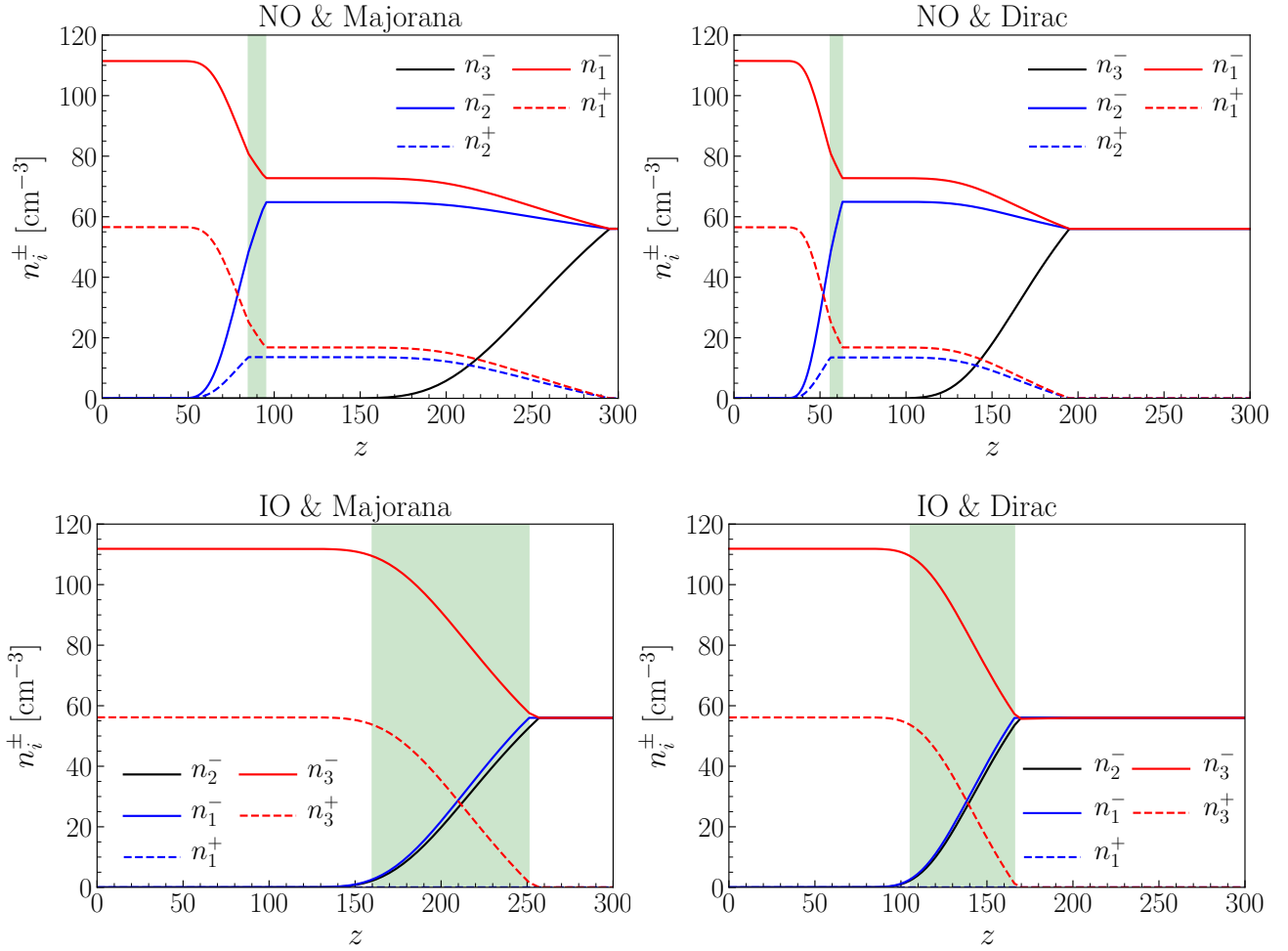


Figure 5: The evolution of neutrino number densities after invisible decays in the case of NO (upper row) and IO (lower row). To show the effects of the helicity-changing decays more intuitively, only decays from left-helical neutrinos are taken into consideration in the Majorana (left column) and Dirac case (right column). The benchmark value for the coupling constant is $g = 10^{-12}$. Number densities of the heaviest (ν_3 in NO or ν_2 in IO), second-heaviest (ν_2 in NO or ν_1 in IO) and the lightest (ν_1 in NO or ν_3 in IO) neutrinos are plotted in black, blue and red curves, respectively, where left-helical ones are plotted in solid curves and right-helical ones are displayed in dashed curves. The green shadow highlights the time between the primary decay of primordial second-heaviest neutrinos and the secondary decay. The superscript “ \pm ” represents the helicities $h = \pm 1$ of corresponding neutrinos.

conserved during the decay processes. For the decays of Majorana neutrinos with the opposite helicity, all the calculations can be performed in the same way. Therefore, the total number densities of left- and right-helical neutrinos for each mass eigenstate are equal.

The evolution of neutrino number densities with different helicities from the very beginning of decays till today is plotted in Fig. 5. The benchmark value of the coupling constant is chosen to be $g = 10^{-12}$. As mentioned before, the number densities of left- and right-helical Majorana neutrinos are equal. To highlight the impact of helicity-changing decays, we only plot the evolution of primordial left-helical neutrinos and the produced ones from their decays (left column). Similarly,

we also plot the evolution of left-helical neutrinos in the Dirac case (right column). The behavior of right-helical neutrinos in the Majorana case or the antineutrinos in the Dirac case can be described in the same way. The green shaded region denotes the period between the decay of the primordial second-heaviest neutrino and the subsequent decay of the produced ones. Some discussions on the evolutionary behavior in the Majorana case shown in Fig. 5 are helpful.

- In the NO case (left panel in the upper row), as the lifetimes of two unstable neutrinos (i.e., ν_3 and ν_2) differ significantly, there exists a production window for ν_2 (blue curves) during the decay of ν_3^- (black curve), creating both left-helical (solid curve) ν_2^- and right-helical ν_2^+ (dashed curve). When the redshift reaches $z = z_2^{\text{decay}} \approx 95$, corresponding to the lifetime of ν_2 , the primordial ν_2^- starts to decay, leading to the decrease of n_2^- and the further increase of n_1^\pm (red curves). Later on, the secondary decay happens when $z \approx 85$, which can be directly seen from the falling of n_2^\pm to almost zero and the increasing of n_1^\pm .
- In the IO case (left panel in the lower row), as two heavy neutrinos are almost degenerate in mass, the evolution behaviors (black and blue solid curves) are similar. In particular, the decay $\nu_2 \rightarrow \nu_1 + \phi$ is highly suppressed as its total rate $\Gamma_{\pm,21}^{\text{M}} \propto (1 - r_{12})^3 \approx 0$ given $r_{12} \approx 0.99$. Therefore, very few right-helical ν_1^+ could be produced, as indicated by the blue dashed curve for n_1^+ always staying close to zero. On the other hand, as the lifetime of ν_2 is now longer than that of ν_3 in the NO case, the green shaded region becomes much wider than that in the NO case.

It should be emphasized that the distribution function of the secondary neutrinos has been taken into account in our numerical calculations. Its impact on the number densities of neutrinos with different helicities can be remarkable.

3.2 Capture Rates of $\text{C}\nu\text{B}$

After calculating the number densities of different neutrino mass eigenstates with specific helicities in the present Universe, one can immediately derive the capture rates of $\text{C}\nu\text{B}$ on the tritium target via $\nu_e + {}^3\text{H} \rightarrow e^- + {}^3\text{He}$ [12]

$$\Gamma_{\text{C}\nu\text{B}} = N_{\text{T}} \bar{\sigma} \sum_{i=1}^3 \sum_{h_i=\pm 1} |U_{ei}|^2 n_i(h_i) \mathcal{A}(\beta_i, h_i), \quad (3.17)$$

where N_{T} is the number of tritium nuclei in the target. For the PTOLEMY-like experiment with a target mass of $m_{\text{T}} = 100$ g [19], we have $N_{\text{T}} = m_{\text{T}}/m_{3\text{H}} \approx 2 \times 10^{25}$ with the tritium nuclear mass $m_{3\text{H}} \approx 2808.92$ MeV [85]. In addition, the cross section of the ν_i capture is $|U_{ei}|^2 \bar{\sigma}$, where $\bar{\sigma} \approx 3.834 \times 10^{-45}$ cm² and U is the Pontecorvo-Maki-Nakagawa-Sakata (PMNS) matrix [86, 87] with the relevant matrix elements [24]

$$|U_{e1}|^2 \approx 0.677, \quad |U_{e2}|^2 \approx 0.298, \quad |U_{e3}|^2 \approx 0.023. \quad (3.18)$$

The helicity-dependent function reads $\mathcal{A}(\beta_i, h_i) \equiv 1 - h_i \beta_i$. In the non-relativistic limit $\beta_i \rightarrow 0$, the function $\mathcal{A}(\beta_i, h_i) \rightarrow 1$ is equal for both the left- and right-helical states. As a consequence,

there is no need to distinguish between two helical states in the non-relativistic limit. However, for relativistic neutrinos when $\beta_i \rightarrow 1$, different values of the helicity h_i will significantly change the value of $\mathcal{A}(\beta_i, h_i)$, which together with the helicity-dependent number density $n_i(h_i)$ ultimately affects the capture rates. As the lightest neutrino mass is chosen to be $m_1(m_3) = 0.1$ meV in the NO (IO) case, we can safely neglect the gravitational clustering effects on massive neutrinos in the local galaxy. More related discussions can be found in Refs. [88–90].

First, we briefly recall the difference in the capture rates for Dirac and Majorana neutrinos in the standard scenario of stable neutrinos.

- In the Dirac case, only left-handed neutrinos and right-handed antineutrinos were created in the early Universe, where the helicity and chirality coincide in the relativistic limit. After the neutrino decoupling, neutrinos gradually become non-relativistic but their helicities are still unchanged. However, only left-helical neutrinos could be captured on the tritium. With $n_i^\pm = n_0 = 56$ cm⁻³ the capture rate of C ν B in the PTOLEMY experiment is $\Gamma_{\text{C}\nu\text{B}}^{\text{D}} = n_0 N_{\text{T}} \bar{\sigma} \approx 4$ yr⁻¹ [12]. If we further take the momentum distribution into account, the capture rate becomes $\Gamma_{\text{C}\nu\text{B}}^{\text{D}} = n_0 N_{\text{T}} \bar{\sigma} (1 + \sum_{i=1}^3 |U_{ei}|^2 \langle \beta_i \rangle)$, where the average velocity of each neutrino mass eigenstate is given by

$$\langle \beta_i \rangle = \frac{\int_0^\infty \beta_i f_{\text{FD}}(|\mathbf{p}_i|, T_{\nu_i}^0) |\mathbf{p}_i|^2 d|\mathbf{p}_i|}{\int_0^\infty f_{\text{FD}}(|\mathbf{p}_i|, T_{\nu_i}^0) |\mathbf{p}_i|^2 d|\mathbf{p}_i|}. \quad (3.19)$$

Since the lightest neutrino ν_1 in the NO case can be ultra-relativistic today, it has been observed in Ref. [16] that the capture rate can increase to $\Gamma_{\text{C}\nu\text{B}}^{\text{D}} \approx 7$ yr⁻¹. In the IO case, as the PMNS matrix element associated with the lightest neutrino ν_3 is $|U_{e3}|^2$, the capture rate will not be noticeably affected.

- In the Majorana case, both left- and right-helical neutrinos were produced in the early Universe, and nowadays both of them can interact with the target. Therefore, the capture rate $\Gamma_{\text{C}\nu\text{B}}^{\text{M}} \approx 8$ yr⁻¹ is twice larger than that in the Dirac case [12]. Meanwhile, the summation over helicities on $\mathcal{A}(\beta_i, h_i)$ is independent of the velocity, i.e., $\mathcal{A}(\beta_i, +1) + \mathcal{A}(\beta_i, -1) = 2$, so the momentum distribution will not affect the total capture rate.

Then, we consider invisible decays of the C ν B. The number densities can be calculated with Eqs. (3.12)-(3.16) by setting the redshift $z = 0$, and consequently the capture rates will be different from those in the standard scenario. It is worthwhile to emphasize that the FD distribution f_{FD} in Eq. (3.19) should now be replaced by the distribution function f_i in Eq. (3.9) when calculating the average velocities of daughter neutrinos from invisible decays. Furthermore, the latter should also be evolved from the redshift when decays occur to the present time. Inserting the number densities with specific helicities into Eq. (3.17), one can obtain the total capture rate.

The numerical results of the total capture rate for various coupling constants g are presented in Fig. 6 (for Majorana neutrinos) and Fig. 7 (for Dirac neutrinos) as green dot-dashed curves. It is clear from these figures that neutrino lifetimes are extremely long for very small couplings, so the results in the standard scenario will be reproduced. However, the main features of the capture rates for larger couplings deserve more detailed discussions.

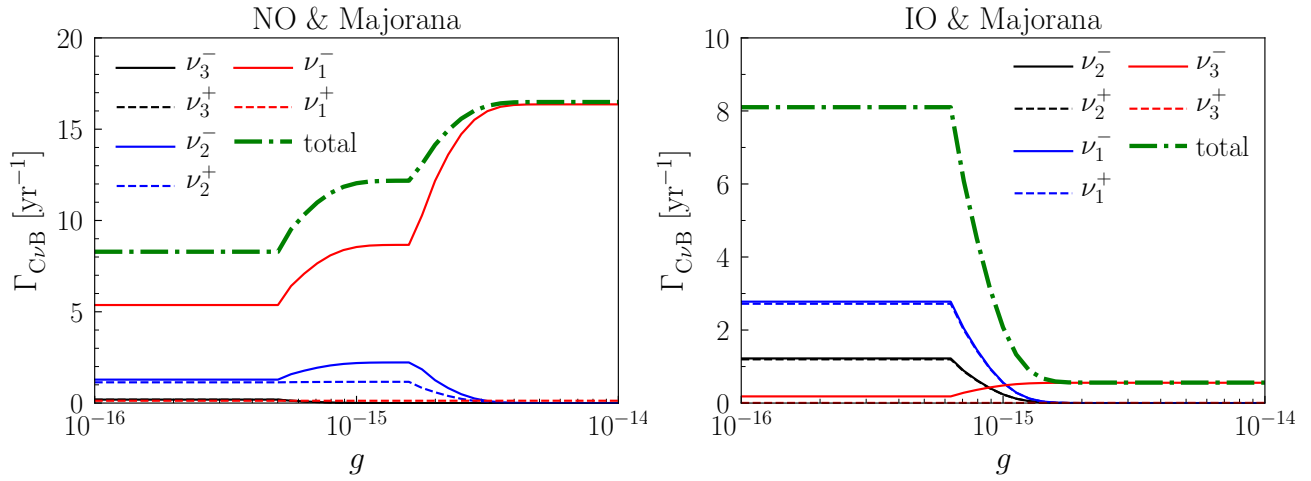


Figure 6: The capture rate for Majorana neutrinos in the case of NO (left) and IO (right). The green dot-dashed curves represent the total capture rates in each case, while the contributions from each mass eigenstate with a specific helicity are plotted separately. Their legends are the same as those in Fig. 5.

- For Majorana neutrinos, the capture rate could reach $\Gamma_{C\nu B}^M \approx 16 \text{ yr}^{-1}$ in the case of NO for larger coupling constants, for which all heavier neutrinos have already decayed into the lightest one ν_1 , while it returns to $\Gamma_{C\nu B}^M \approx 8 \text{ yr}^{-1}$ with smaller coupling constants as in the standard case. There are two conspicuous step-like increases. The first one comes from the contribution of ν_3 decays, accompanied by the increase of n_2 and n_1 , and the second one is attributed to ν_2 decays. The contributions to the capture rate from ν_3 (black curve) are suppressed by the matrix element $|U_{e3}|^2 \approx 0.023$, and those from ν_1^+ (red dashed curve) are also suppressed by the function $\mathcal{A}(\beta_1, +1) = 1 - \langle \beta_1 \rangle \rightarrow 0$ with $\langle \beta_1 \rangle \rightarrow 1$. Therefore, one can hardly observe those contributions from the plots. On the other hand, since the momentum distribution of ν_2 from decays no longer satisfies the FD distribution, the average velocity is not that small and causes certain differences on the capture rates for left- (blue solid curve) and right-helical (blue dashed curve) neutrinos as we mentioned before. In the IO case, as two heavy neutrinos are nearly degenerate in mass, there is no significant production of ν_1 from ν_2 decays. With larger coupling constants, since all heavier neutrinos have already decayed into ν_3 , the capture rate is suppressed heavily by the matrix element $|U_{e3}|^2$ and thus becomes as low as $\Gamma_{C\nu B}^M \approx 1 \text{ yr}^{-1}$.
- For Dirac neutrinos, the behavior of the capture rate as a function of the coupling constant is similar to that in the Majorana case. However, since only neutrinos can be captured, the total rates will be smaller than those for Majorana neutrinos. After considering the realistic distribution functions, we find that the total rate in the standard case is $\Gamma_{C\nu B}^D \approx 7 \text{ yr}^{-1}$ (4 yr^{-1}) in the NO (IO) case, which can be read off from Fig. 7 in the small-coupling limit. This is consistent with the results in Ref. [16]. In the case of neutrino decays, the capture rate can reach $\Gamma_{C\nu B}^D \approx 11 \text{ yr}^{-1}$ for NO, while less than 1 yr^{-1} for IO.

In order to demonstrate the impact of helicity-changing neutrino decays, we also calculate the capture rate by assuming that neutrino decays are helicity-preserving. Under this assumption,

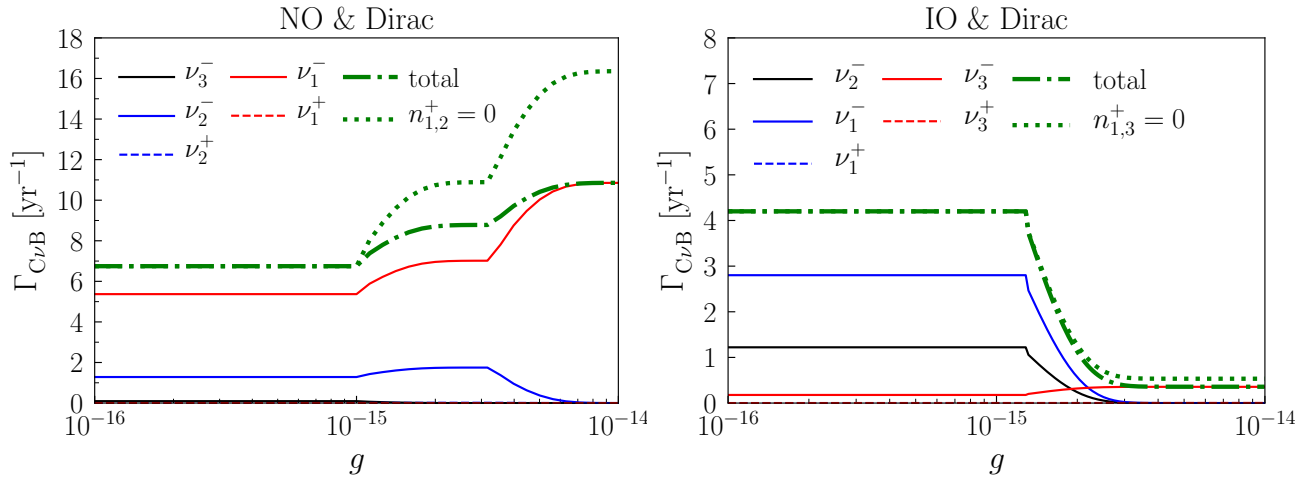


Figure 7: The capture rate for Dirac neutrinos in NO (left) and IO (right). To illustrate the effects of helicity-changing decays (green dot-dashed curves), we also plot the total capture rate in the green dotted curves, assuming all the neutrino decays to be helicity-preserving. Other legends are the same as those in Fig. 5 and Fig. 6.

there will be no change in the Majorana case, but the enhancement of the capture rate appears in the Dirac case. For comparison, the total capture rate without helicity-changing decays has been plotted in Fig. 7 as green dotted curves. In the large-coupling region (e.g., $g \sim 10^{-14}$), we have $\Gamma_{C\nu B}^D \approx 16 \text{ yr}^{-1}$ in the NO case (left panel). This observation can be understood by noticing that the number density of left-helical neutrino states will be much larger without helicity-changing decays. On the other hand, the difference becomes negligible in the IO case (right panel). The reason is simply that the decay rates of $\nu_2 \rightarrow \nu_1$ in this case are highly suppressed.

Finally, it is worth pointing out that the strategy adopted in this work may lead to some inaccuracy in the capture rate, compared to the approach of numerically solving the Boltzmann equations. In particular, when the coupling constant is around $g \sim \mathcal{O}(10^{-15})$, neutrinos may be still decaying nowadays. In this case, the inaccuracy arises from the fact that the characteristic redshift z_i^{decay} and the suppression factor $e^{-\lambda_i}$ are no longer valid to describe neutrino decays. The exact number densities of neutrinos can only be obtained by solving their evolution equations in the expanding Universe. A systematic study along this line will be left for future works.

4 Summary

In this paper, we have carried out a thorough study of the invisible decays of massive neutrinos and investigated their implications for the experimental detection of the $C\nu B$ neutrinos. First, the decay rates in the helicity-preserving and -changing decay channels are calculated and discussed in detail. The branching ratios of the helicity-changing decays can be significant, depending on the neutrino mass spectrum and the specific decay processes. Second, by taking the benchmark value $g = 10^{-12}$ of the coupling between massive neutrinos and the Nambu-Goldstone boson, we explain how to evaluate the neutrino number densities in an effective way. Furthermore, we have found that the distribution function of the secondary neutrinos from decays could remarkably deviate from the Fermi-Dirac one. Third, considering neutrino decays and the distribution function of the

lightest neutrino, we obtain the capture rates of $C\nu B$ in the PTOLEMY-like experiment. Quite different from the case of stable neutrinos, the capture rates in the PTOLEMY-like experiments increase to $\Gamma_{C\nu B}^M \approx 16 \text{ yr}^{-1}$ for Majorana neutrinos and $\Gamma_{C\nu B}^D \approx 11 \text{ yr}^{-1}$ for Dirac neutrinos in the NO case, whereas those in the IO case are about one event per year.

Although the detection of $C\nu B$ neutrinos is definitely one of the most challenging tasks in particle physics and cosmology, it is extremely important for us to probe the intrinsic properties of massive neutrinos, such as their Dirac or Majorana nature, absolute mass scale and lifetimes. In fact, the PTOLEMY-like experiments have been designed with the capability to measure the absolute neutrino mass and detect these relic neutrinos from the Big Bang. In this sense, we believe that our calculations in this work are not only beneficial to deeply understanding basic properties of massive neutrinos, but also serve as an instructive example for testing new-physics scenarios beyond the SM in future experiments.

Acknowledgments

The authors would like to thank Prof. Xiao-Gang He for helpful discussions on neutrino decays. This work was supported by the National Natural Science Foundation of China under grant No. 11835013 and the CAS Project for Young Scientists in Basic Research (YSBR-099).

References

- [1] R. L. Workman, et al., Review of Particle Physics, PTEP 2022 (2022) 083C01.
- [2] Z.-z. Xing, Flavor structures of charged fermions and massive neutrinos, Phys. Rept. 854 (2020) 1–147. [arXiv:1909.09610](https://arxiv.org/abs/1909.09610).
- [3] K. Fujikawa, R. Shrock, The Magnetic Moment of a Massive Neutrino and Neutrino Spin Rotation, Phys. Rev. Lett. 45 (1980) 963.
- [4] G. B. Gelmini, M. Roncadelli, Left-Handed Neutrino Mass Scale and Spontaneously Broken Lepton Number, Phys. Lett. B 99 (1981) 411–415.
- [5] V. D. Barger, W.-Y. Keung, S. Pakvasa, Majoron Emission by Neutrinos, Phys. Rev. D 25 (1982) 907.
- [6] J. W. F. Valle, Fast Neutrino Decay in Horizontal Majoron Models, Phys. Lett. B 131 (1983) 87.
- [7] M. C. Gonzalez-Garcia, J. W. F. Valle, Fast Decaying Neutrinos and Observable Flavor Violation in a New Class of Majoron Models, Phys. Lett. B 216 (1989) 360–366.
- [8] Y. Nambu, Axial vector current conservation in weak interactions, Phys. Rev. Lett. 4 (1960) 380–382.
- [9] J. Goldstone, Field Theories with Superconductor Solutions, Nuovo Cim. 19 (1961) 154–164.

- [10] M. Blennow, Prospects for cosmic neutrino detection in tritium experiments in the case of hierarchical neutrino masses, *Phys. Rev. D* 77 (2008) 113014. [arXiv:0803.3762](#).
- [11] Y. F. Li, Z.-z. Xing, A Possible Detection of the Cosmic Antineutrino Background in the Presence of Flavor Effects, *Phys. Lett. B* 698 (2011) 430–437. [arXiv:1102.2686](#).
- [12] A. J. Long, C. Lunardini, E. Sabancilar, Detecting non-relativistic cosmic neutrinos by capture on tritium: phenomenology and physics potential, *JCAP* 08 (2014) 038. [arXiv:1405.7654](#).
- [13] M.-C. Chen, M. Ratz, A. Trautner, Nonthermal cosmic neutrino background, *Phys. Rev. D* 92 (12) (2015) 123006. [arXiv:1509.00481](#).
- [14] J. Zhang, S. Zhou, Relic Right-handed Dirac Neutrinos and Implications for Detection of Cosmic Neutrino Background, *Nucl. Phys. B* 903 (2016) 211–225. [arXiv:1509.02274](#).
- [15] G.-y. Huang, S. Zhou, Discriminating between thermal and nonthermal cosmic relic neutrinos through an annual modulation at PTOLEMY, *Phys. Rev. D* 94 (11) (2016) 116009. [arXiv:1610.01347](#).
- [16] E. Roulet, F. Vissani, On the capture rates of big bang neutrinos by nuclei within the Dirac and Majorana hypotheses, *JCAP* 10 (2018) 049. [arXiv:1810.00505](#).
- [17] K. Akita, G. Lambiase, M. Yamaguchi, Unstable cosmic neutrino capture, *JHEP* 02 (2022) 132. [arXiv:2109.02900](#).
- [18] S. Weinberg, Universal Neutrino Degeneracy, *Phys. Rev.* 128 (1962) 1457–1473.
- [19] S. Betts, et al., Development of a Relic Neutrino Detection Experiment at PTOLEMY: Princeton Tritium Observatory for Light, Early-Universe, Massive-Neutrino Yield, in: *Snowmass 2013: Snowmass on the Mississippi*, 2013. [arXiv:1307.4738](#).
- [20] C. W. Kim, W. P. Lam, Some remarks on neutrino decay via a Nambu-Goldstone boson, *Mod. Phys. Lett. A* 5 (1990) 297–299.
- [21] L. Funcke, G. Raffelt, E. Vitagliano, Distinguishing Dirac and Majorana neutrinos by their decays via Nambu-Goldstone bosons in the gravitational-anomaly model of neutrino masses, *Phys. Rev. D* 101 (1) (2020) 015025. [arXiv:1905.01264](#).
- [22] H. K. Dreiner, H. E. Haber, S. P. Martin, Two-component spinor techniques and Feynman rules for quantum field theory and supersymmetry, *Phys. Rept.* 494 (2010) 1–196. [arXiv:0812.1594](#).
- [23] M. E. Peskin, D. V. Schroeder, *An Introduction to quantum field theory*, Addison-Wesley, Reading, USA, 1995.
- [24] M. C. Gonzalez-Garcia, M. Maltoni, T. Schwetz, NuFIT: Three-Flavour Global Analyses of Neutrino Oscillation Experiments, *Universe* 7 (12) (2021) 459. [arXiv:2111.03086](#).

- [25] Z.-z. Xing, S. Zhou, Neutrinos in particle physics, astronomy and cosmology, Springer Berlin, 2011.
- [26] A. Mirizzi, D. Montanino, P. D. Serpico, Revisiting cosmological bounds on radiative neutrino lifetime, *Phys. Rev. D* 76 (2007) 053007. [arXiv:0705.4667](#).
- [27] J. L. Aalberts, et al., Precision constraints on radiative neutrino decay with CMB spectral distortion, *Phys. Rev. D* 98 (2018) 023001. [arXiv:1803.00588](#).
- [28] M. Chianese, P. Di Bari, K. Farrag, R. Samanta, Probing relic neutrino radiative decays with 21 cm cosmology, *Phys. Lett. B* 790 (2019) 64–70. [arXiv:1805.11717](#).
- [29] G. G. Raffelt, Neutrino radiative-lifetime limits from the absence of solar gamma rays, *Phys. Rev. D* 31 (1985) 3002–3004.
- [30] S. Palomares-Ruiz, S. Pascoli, T. Schwetz, Explaining LSND by a decaying sterile neutrino, *JHEP* 09 (2005) 048. [arXiv:hep-ph/0505216](#).
- [31] S. Hannestad, G. Raffelt, Constraining invisible neutrino decays with the cosmic microwave background, *Phys. Rev. D* 72 (2005) 103514. [arXiv:hep-ph/0509278](#).
- [32] P. S. Pasquini, O. L. G. Peres, Bounds on Neutrino-Scalar Yukawa Coupling, *Phys. Rev. D* 93 (5) (2016) 053007, [Erratum: *Phys.Rev.D* 93, 079902 (2016)]. [arXiv:1511.01811](#).
- [33] A. B. Balantekin, B. Kayser, On the Properties of Neutrinos, *Ann. Rev. Nucl. Part. Sci.* 68 (2018) 313–338. [arXiv:1805.00922](#).
- [34] A. B. Balantekin, A. de Gouvêa, B. Kayser, Addressing the Majorana vs. Dirac Question with Neutrino Decays, *Phys. Lett. B* 789 (2019) 488–495. [arXiv:1808.10518](#).
- [35] A. de Gouvêa, O. L. G. Peres, S. Prakash, G. V. Stenico, On The Decaying-Sterile Neutrino Solution to the Electron (Anti)Neutrino Appearance Anomalies, *JHEP* 07 (2020) 141. [arXiv:1911.01447](#).
- [36] A. Abdullahi, P. B. Denton, Visible Decay of Astrophysical Neutrinos at IceCube, *Phys. Rev. D* 102 (2) (2020) 023018. [arXiv:2005.07200](#).
- [37] Y. Cheng, C.-W. Chiang, X.-G. He, J. Sun, Flavor-changing Majoron interactions with leptons, *Phys. Rev. D* 104 (1) (2021) 013001. [arXiv:2012.15287](#).
- [38] A. de Gouvêa, P. J. Fox, B. J. Kayser, K. J. Kelly, Three-body decays of heavy Dirac and Majorana fermions, *Phys. Rev. D* 104 (1) (2021) 015038. [arXiv:2104.05719](#).
- [39] J. Huang, Y. Wang, B. Yu, S. Zhou, Invisible neutrino decays as origin of TeV gamma rays from GRB221009A, *JCAP* 04 (2023) 056. [arXiv:2212.03477](#).
- [40] G. Barenboim, J. Z. Chen, S. Hannestad, I. M. Oldengott, T. Tram, Y. Y. Y. Wong, Invisible neutrino decay in precision cosmology, *JCAP* 03 (2021) 087. [arXiv:2011.01502](#).

- [41] J. Z. Chen, I. M. Oldengott, G. Pierobon, Y. Y. Y. Wong, Weaker yet again: mass spectrum-consistent cosmological constraints on the neutrino lifetime, *Eur. Phys. J. C* 82 (7) (2022) 640. [arXiv:2203.09075](#).
- [42] S. A. Kharusi, et al., Search for Majoron-emitting modes of ^{136}Xe double beta decay with the complete EXO-200 dataset, *Phys. Rev. D* 104 (11) (2021) 112002. [arXiv:2109.01327](#).
- [43] B. Ahlgren, T. Ohlsson, S. Zhou, Comment on “Is Dark Matter with Long-Range Interactions a Solution to All Small-Scale Problems of Λ Cold Dark Matter Cosmology?”, *Phys. Rev. Lett.* 111 (19) (2013) 199001. [arXiv:1309.0991](#).
- [44] M. Escudero, S. J. Witte, A CMB search for the neutrino mass mechanism and its relation to the Hubble tension, *Eur. Phys. J. C* 80 (4) (2020) 294. [arXiv:1909.04044](#).
- [45] J. Venzor, A. Pérez-Lorezana, J. De-Santiago, Bounds on neutrino-scalar nonstandard interactions from big bang nucleosynthesis, *Phys. Rev. D* 103 (4) (2021) 043534. [arXiv:2009.08104](#).
- [46] K. Hirata, et al., Observation of a Neutrino Burst from the Supernova SN 1987a, *Phys. Rev. Lett.* 58 (1987) 1490–1493.
- [47] R. M. Bionta, et al., Observation of a Neutrino Burst in Coincidence with Supernova SN 1987a in the Large Magellanic Cloud, *Phys. Rev. Lett.* 58 (1987) 1494.
- [48] E. W. Kolb, M. S. Turner, Supernova SN 1987a and the Secret Interactions of Neutrinos, *Phys. Rev. D* 36 (1987) 2895.
- [49] E. N. Alekseev, L. N. Alekseeva, I. V. Krivosheina, V. I. Volchenko, Detection of the Neutrino Signal From SN1987A in the LMC Using the Inr Baksan Underground Scintillation Telescope, *Phys. Lett. B* 205 (1988) 209–214.
- [50] Y. Farzan, Bounds on the coupling of the Majoron to light neutrinos from supernova cooling, *Phys. Rev. D* 67 (2003) 073015. [arXiv:hep-ph/0211375](#).
- [51] S. Zhou, Comment on astrophysical consequences of a neutrinophilic 2HDM, *Phys. Rev. D* 84 (2011) 038701. [arXiv:1106.3880](#).
- [52] S. Shalgar, I. Tamborra, M. Bustamante, Core-collapse supernovae stymie secret neutrino interactions, *Phys. Rev. D* 103 (12) (2021) 123008. [arXiv:1912.09115](#).
- [53] D. F. G. Fiorillo, G. G. Raffelt, E. Vitagliano, Strong Supernova 1987A Constraints on Bosons Decaying to Neutrinos, *Phys. Rev. Lett.* 131 (2) (2023) 021001. [arXiv:2209.11773](#).
- [54] D. F. G. Fiorillo, G. G. Raffelt, E. Vitagliano, Large Neutrino Secret Interactions Have a Small Impact on Supernovae, *Phys. Rev. Lett.* 132 (2) (2024) 021002. [arXiv:2307.15115](#).
- [55] P. Martínez-Miravé, I. Tamborra, M. Tórtola, The Sun and core-collapse supernovae are leading probes of the neutrino lifetime, *JCAP* 05 (2024) 002. [arXiv:2402.00116](#).

- [56] J. N. Bahcall, N. Cabibbo, A. Yahil, Are neutrinos stable particles?, *Phys. Rev. Lett.* 28 (1972) 316–318.
- [57] Z. G. Berezhiani, G. Fiorentini, M. Moretti, A. Rossi, Fast neutrino decay and solar neutrino detectors, *Z. Phys. C* 54 (1992) 581–586.
- [58] B. T. Cleveland, T. Daily, R. Davis, Jr., J. R. Distel, K. Lande, C. K. Lee, P. S. Wildenhain, J. Ullman, Measurement of the solar electron neutrino flux with the Homestake chlorine detector, *Astrophys. J.* 496 (1998) 505–526.
- [59] J. F. Beacom, N. F. Bell, Do Solar Neutrinos Decay?, *Phys. Rev. D* 65 (2002) 113009. [arXiv:hep-ph/0204111](#).
- [60] J. N. Abdurashitov, et al., Measurement of the solar neutrino capture rate with gallium metal. III: Results for the 2002–2007 data-taking period, *Phys. Rev. C* 80 (2009) 015807. [arXiv:0901.2200](#).
- [61] G. Bellini, et al., Precision measurement of the ${}^7\text{Be}$ solar neutrino interaction rate in Borexino, *Phys. Rev. Lett.* 107 (2011) 141302. [arXiv:1104.1816](#).
- [62] S. Abe, et al., Measurement of the ${}^8\text{B}$ Solar Neutrino Flux with the KamLAND Liquid Scintillator Detector, *Phys. Rev. C* 84 (2011) 035804. [arXiv:1106.0861](#).
- [63] A. Gando, et al., ${}^7\text{Be}$ Solar Neutrino Measurement with KamLAND, *Phys. Rev. C* 92 (5) (2015) 055808. [arXiv:1405.6190](#).
- [64] K. Abe, et al., Solar Neutrino Measurements in Super-Kamiokande-IV, *Phys. Rev. D* 94 (5) (2016) 052010. [arXiv:1606.07538](#).
- [65] M. Agostini, et al., Improved measurement of ${}^8\text{B}$ solar neutrinos with 1.5kt · y of Borexino exposure, *Phys. Rev. D* 101 (6) (2020) 062001. [arXiv:1709.00756](#).
- [66] B. Aharmim, et al., Constraints on Neutrino Lifetime from the Sudbury Neutrino Observatory, *Phys. Rev. D* 99 (3) (2019) 032013. [arXiv:1812.01088](#).
- [67] G.-Y. Huang, S. Zhou, Constraining Neutrino Lifetimes and Magnetic Moments via Solar Neutrinos in the Large Xenon Detectors, *JCAP* 02 (2019) 024. [arXiv:1810.03877](#).
- [68] P. Lipari, M. Lusignoli, On exotic solutions of the atmospheric neutrino problem, *Phys. Rev. D* 60 (1999) 013003. [arXiv:hep-ph/9901350](#).
- [69] G. L. Fogli, E. Lisi, A. Marrone, G. Scioscia, Super-Kamiokande data and atmospheric neutrino decay, *Phys. Rev. D* 59 (1999) 117303. [arXiv:hep-ph/9902267](#).
- [70] M. C. Gonzalez-Garcia, M. Maltoni, Status of Oscillation plus Decay of Atmospheric and Long-Baseline Neutrinos, *Phys. Lett. B* 663 (2008) 405–409. [arXiv:0802.3699](#).

- [71] R. A. Gomes, A. L. G. Gomes, O. L. G. Peres, Constraints on neutrino decay lifetime using long-baseline charged and neutral current data, *Phys. Lett. B* 740 (2015) 345–352. [arXiv:1407.5640](#).
- [72] S. Choubey, D. Dutta, D. Pramanik, Invisible neutrino decay in the light of NOvA and T2K data, *JHEP* 08 (2018) 141. [arXiv:1805.01848](#).
- [73] K. C. Y. Ng, J. F. Beacom, Cosmic neutrino cascades from secret neutrino interactions, *Phys. Rev. D* 90 (6) (2014) 065035, [Erratum: *Phys.Rev.D* 90, 089904 (2014)]. [arXiv:1404.2288](#).
- [74] I. M. Shoemaker, K. Murase, Probing BSM Neutrino Physics with Flavor and Spectral Distortions: Prospects for Future High-Energy Neutrino Telescopes, *Phys. Rev. D* 93 (8) (2016) 085004. [arXiv:1512.07228](#).
- [75] P. B. Denton, I. Tamborra, Invisible Neutrino Decay Could Resolve IceCube’s Track and Cascade Tension, *Phys. Rev. Lett.* 121 (12) (2018) 121802. [arXiv:1805.05950](#).
- [76] P. F. de Salas, S. Pastor, C. A. Ternes, T. Thakore, M. Tórtola, Constraining the invisible neutrino decay with KM3NeT-ORCA, *Phys. Lett. B* 789 (2019) 472–479. [arXiv:1810.10916](#).
- [77] N. Song, S. W. Li, C. A. Argüelles, M. Bustamante, A. C. Vincent, The Future of High-Energy Astrophysical Neutrino Flavor Measurements, *JCAP* 04 (2021) 054. [arXiv:2012.12893](#).
- [78] V. B. Valera, D. F. G. Fiorillo, I. Esteban, M. Bustamante, New limits on neutrino decay from high-energy astrophysical neutrinos (5 2024). [arXiv:2405.14826](#).
- [79] S. Sandner, M. Escudero, S. J. Witte, Precision CMB constraints on eV-scale bosons coupled to neutrinos, *Eur. Phys. J. C* 83 (8) (2023) 709. [arXiv:2305.01692](#).
- [80] P. Langacker, J. P. Leveille, J. Sheiman, On the Detection of Cosmological Neutrinos by Coherent Scattering, *Phys. Rev. D* 27 (1983) 1228.
- [81] S. Weinberg, *Cosmology*, Oxford University Press, 2008.
- [82] H.-b. Zhang, Note on the thermal history of decoupled massive particles, *Class. Quant. Grav.* 25 (2008) 208001. [arXiv:0808.1552](#).
- [83] P. Baerwald, M. Bustamante, W. Winter, Neutrino Decays over Cosmological Distances and the Implications for Neutrino Telescopes, *JCAP* 10 (2012) 020. [arXiv:1208.4600](#).
- [84] P. Lipari, M. Lusignoli, D. Meloni, Flavor Composition and Energy Spectrum of Astrophysical Neutrinos, *Phys. Rev. D* 75 (2007) 123005. [arXiv:0704.0718](#).
- [85] M. Wang, W. J. Huang, F. G. Kondev, G. Audi, S. Naimi, The AME 2020 atomic mass evaluation (II). Tables, graphs and references, *Chin. Phys. C* 45 (3) (2021) 030003.
- [86] B. Pontecorvo, Mesonium and anti-mesonium, *Sov. Phys. JETP* 6 (1957) 429.

- [87] Z. Maki, M. Nakagawa, S. Sakata, Remarks on the unified model of elementary particles, *Prog. Theor. Phys.* 28 (1962) 870–880.
- [88] A. Ringwald, Y. Y. Y. Wong, Gravitational clustering of relic neutrinos and implications for their detection, *JCAP* 12 (2004) 005. [arXiv:hep-ph/0408241](#).
- [89] J. Zhang, X. Zhang, Gravitational clustering of cosmic relic neutrinos in the Milky Way, *Nature Commun.* 9 (2018) 1833. [arXiv:1712.01153](#).
- [90] P. Mertsch, G. Parimbelli, P. F. de Salas, S. Gariazzo, J. Lesgourgues, S. Pastor, Neutrino clustering in the Milky Way and beyond, *JCAP* 01 (2020) 015. [arXiv:1910.13388](#).