

Estimating Time-Varying Parameters of Various Smoothness in Linear Models via Kernel Regression

Mikihito Nishi*

Graduate School of Economics, Hitotsubashi University

January 16, 2025

Abstract

We consider estimating nonparametric time-varying parameters in linear models using kernel regression. Our contributions are twofold. First, we consider a broad class of time-varying parameters including deterministic smooth functions, the rescaled random walk, structural breaks, the threshold model and their mixtures. We show that those time-varying parameters can be consistently estimated by kernel regression. Our analysis exploits the smoothness of the time-varying parameter quantified by a single parameter. The second contribution is to reveal that the bandwidth used in kernel regression determines the trade-off between the rate of convergence and the size of the class of time-varying parameters that can be estimated. We demonstrate that an improper choice of the bandwidth yields biased estimation, and argue that the bandwidth should be selected according to the smoothness of the time-varying parameters. An empirical application shows that the kernel-based estimator with a particular bandwidth choice can capture the random-walk dynamics in time-varying parameters.

Keywords: Bandwidth, kernel estimation, random walk, structural break, time-varying parameter

JEL Codes: C14, C22

*I am deeply grateful to Atsushi Inoue for his constructive comments on the earlier version of this article. I also thank the participants in a seminar at Hitotsubashi University. All errors are mine. Address correspondence to: Graduate School of Economics, Hitotsubashi University, 2-1 Naka, Kunitachi, Tokyo 186-8601, Japan; e-mail: ed225007@g.hit-u.ac.jp

1 Introduction

We consider the following linear model with time-varying coefficients:

$$y_t = x_t' \beta_{T,t} + \varepsilon_t, \quad t = 1, 2, \dots, T, \quad (1)$$

where T is the sample size, $p \times 1$ vector x_t is the regressor, $p \times 1$ triangular array $\beta_{T,t}$ is the time-varying coefficient, and ε_t is the disturbance. Unlike the usual constant-coefficient model where $\beta_{T,t} = \beta$ for all t and T , model (1) allows the coefficient to vary over time.

In the literature, time-varying parameters are often estimated via kernel regression where observations are weighted by some kernel function. Starting from Robinson (1989), researchers have developed estimation and inferential theory for the kernel-based estimation of time-varying parameters; Cai (2007), Chen and Hong (2012), Inoue, Jin and Rossi (2017), and Friedrich and Lin (2022) to name a few. In this article, we follow this strand of literature and consider estimating $\beta_{T,t}$ by using kernel regression.

Our contributions are twofold. First, the class of time-varying parameters we consider is broader than that considered in the literature. The most common assumption adopted in existing works is that $\beta_{T,t}$ is smooth enough that it is continuously differentiable (e.g., Cai, 2007; Inoue et al., 2017). However, smooth functions are not the only model for parameter instability popular in economics and statistics. The (rescaled) random walk model, in which $\beta_{T,t}$ is modeled as $\beta_{T,t} = (1/\sqrt{T}) \sum_{i=1}^t u_i$ with u_i being a transitory process, is a popular alternative (e.g., Nyblom, 1989; Cogley and Sargent, 2005). Another example is (abrupt) structural breaks in $\beta_{T,t}$ (Andrews, 1993; Bai and Perron, 1998). These two modeling schemes have received less attention in the literature on kernel-based estimation, and it is largely unknown what the consequence is if one applies kernel regression to these types of time-varying parameters.^{1,2} In this article, we develop kernel-based estimation theory accommodating a wide class of time-varying parameters, including smooth functions, the rescaled random walk, and structural breaks. Moreover, this class encompasses the threshold regression model proposed by Hansen (2000), which has rarely been considered in the context of kernel regression.

¹Giraitis, Kapetanios and Yates (2014) and Giraitis, Kapetanios and Marcellino (2021) are among few exceptions. They show that random-walk type parameters can be consistently estimated via the kernel-based method.

²Pesaran and Timmermann (2007) and Pesaran, Pick and Pranovich (2013) apply kernel-based approaches for random walk and structural break type parameter instabilities, but their focus is on optimal forecasting, rather than estimation of $\beta_{T,t}$.

Let us emphasize that the class of time-varying parameters considered in this article also includes the mixtures of the aforementioned models. The relationship between y_t and x_t , for example, can smoothly change over time but may experience discontinuous changes at some points because of global financial crises or pandemics. If this is the case, it is reasonable to model $\beta_{T,t}$ as a smooth function with discontinuous changes at some points. The literature has acknowledged the importance of taking into account several types of parameter instability. For instance, Müller and Petalas (2010) consider inference in models with time-varying parameters approximated by Gaussian processes and continuous functions possibly with finitely many jumps. Although their framework allows for nonlinear models and thus is more general than ours in this respect, they focus on small parameter instabilities (relative to those considered in this work). Therefore, large instabilities are not allowed in their model. Chen and Hong (2012) construct tests for smooth structural changes possibly with a finite number of discontinuous breaks. However, they do not develop theory for the estimation of time-varying parameters of this type. Kristensen (2012) proposes a nonparametric estimation method for time-varying coefficients by developing a framework that may possibly allow for smooth functions, structural breaks, and the rescaled random walk. However, his analysis is restricted to smooth functional parameters only, and do not directly apply to the other specifications. Giraitis et al. (2021) develop an IV estimation method for a class of time-varying parameters that includes smooth deterministic functions, the rescaled random walk, and their mixture. However, (large) structural breaks are not allowed in their model. Unlike these earlier works, we employ a general framework that accommodates all the aforementioned models and their mixtures.

This general framework is developed by exploiting the smoothness of nonparametric time-varying parameter $\beta_{T,t}$, which is quantified by a single parameter $\alpha > 0$ in the present work. Our definition of smoothness, roughly speaking, extends the Hölder condition for real-valued functions to the case where the function of interest (i.e., $\beta_{T,t}$) may be random. For example, we will show that continuously differentiable functions have smoothness of $\alpha = 1$, and that the random walk divided by \sqrt{T} has $\alpha = 1/2$. As with the Hölder condition, a smaller α (possibly) means more roughness of the path of the time-varying parameter. This implies that the random walk divided by \sqrt{T} is less smooth than continuously differentiable functions.

Our second contribution is to reveal the role of the bandwidth in the above general setting. Within a textbook framework, it is well-known that the bandwidth determines the bias-variance trade-off inherent in the kernel-based estimation. The result shown in this article goes beyond that: The bandwidth determines a trade-off between the rate of convergence and the size of the class of time-varying parameters that can be estimated. In other words,

if one wants to estimate $\beta_{T,t}$ at a fast rate of convergence, only a tiny class of $\beta_{T,t}$ can be estimated via kernel regression, while they have to accept a slower rate of convergence if they are to estimate a broader class of time-varying parameters. This indicates that there is a trade-off between efficiency and robustness in the kernel-based estimation. We will reveal that the bandwidth determines the balance between them.

Two implications are obtained from the above results. First, we will show that the conventional choice of a $T^{-1/5}$ -rate bandwidth, which is specialized to continuously differentiable time-varying parameters, is invalid if $\beta_{T,t}$ is less smooth (e.g. if $\beta_{T,t}$ is the random walk divided by \sqrt{T}). We will show that the bandwidth should be proportional to $T^{-1/2}$ if $\beta_{T,t}$ follows the rescaled random walk. Second, we will demonstrate that, if the time-varying parameter experiences both smooth and abrupt parameter changes, the abrupt breaks of certain magnitudes are absorbed in smooth parameter changes so that the kernel-based estimation delivers valid inference, while discontinuous changes of a larger magnitude cause bias. We show that the bandwidth determines the magnitudes of abrupt breaks that yield this bias. We also provide a guide on the selection of the bandwidth, taking into account the diversity of existing time-varying parameter models.

In an empirical application, we apply kernel regression to the capital asset pricing model with time-varying parameters. This empirical exercise illustrates that the kernel-based estimator with a particular choice of the bandwidth can capture random-walk type parameter instabilities.

The remainder of this paper is organized as follows. In Section 2, we provide assumptions under which we work and propose a definition of the smoothness of (possibly random) time-varying parameters. In Section 3, we establish the asymptotic properties of the kernel-based estimator. Section 4 discusses the consequence of an improper choice of the bandwidth and gives a guide on how to determine it. Section 5 conducts Monte Carlo experiments, and Section 6 gives an empirical application. Section 7 concludes the article. All mathematical proofs of the main results are relegated to Appendix A.

Notation: For any matrix A , $\|A\| = \text{tr}(A'A)^{1/2}$ denotes the Frobenius norm of A . For any positive number b , $[b]$ denotes the integer part of b . \xrightarrow{p} and \xrightarrow{d} signify convergence in probability and convergence in distribution as $T \rightarrow \infty$, respectively. \Rightarrow signifies weak convergence of the associated probability measures.

2 Assumptions and Smoothness of Time-Varying Parameters

2.1 Assumptions

Throughout the article, we impose the following assumption on model (1).³

Assumption 1.

- (a) $\{(x'_t, \varepsilon_t)\}_t$ is L_2 -NED of size $-(r-1)/(r-2)$ on an α -mixing sequence of size $-r/(r-2)$ for some $r > 2$, with respect to some positive constants d_t satisfying $\sup_t d_t < \infty$. Moreover, $\sup_t E[\|x_t\|^{2r}] + \sup_t E[|\varepsilon_t|^{2r}] < \infty$.
- (b) $\{x_t \varepsilon_t\}_t$ has mean zero and is serially uncorrelated.
- (c) For each $t = \lfloor Tr \rfloor$, $r \in (0, 1)$, and h such that $h \rightarrow 0$ and $Th \rightarrow \infty$ as $T \rightarrow \infty$, there exist nonrandom symmetric matrices $\Omega(r) > 0$ and $\Sigma(r) > 0$ such that $(1/Th) \sum_{i=1}^T K((t-i)/Th) E[x_i x'_i] \rightarrow \Omega(r)$ and $\text{Var}\left((1/\sqrt{Th}) \sum_{i=1}^T K((t-i)/Th) x_i \varepsilon_i\right) \rightarrow \Sigma(r)$, where $K: \mathbb{R} \rightarrow \mathbb{R}$ is a kernel function satisfying Assumption 2 given later.

Assumption 1(a) allows the regressor and disturbance to be weakly serially dependent. The NED assumption is more general than mixing conditions commonly assumed in the literature (Cai, 2007; Chen and Hong, 2012; Giraitis et al., 2021; Friedrich and Lin, 2022). Also note that we do not impose strict or covariance stationarity unlike earlier works (Cai, 2007; Chen and Hong, 2012; Friedrich and Lin, 2022), and thus our framework allows for heteroskedasticity in ε_t . Assumption 1(b) requires that the product of regressors and disturbance be serially uncorrelated, which is satisfied when, for example, ε_t is a martingale difference sequence (m.d.s.) with respect to $\mathcal{F}_{T,t} := \sigma(\{x_{t+1}, x_t, \varepsilon_t, x_{t-1}, \varepsilon_{t-1}, \dots\})$. The assumption of no serial correlation or m.d.s. is common in the literature (Chen and Hong, 2012; Kristensen, 2012; Giraitis et al., 2021). Assumption 1(c) holds under Assumptions 1(a)-(b) if x_t and $x_t \varepsilon_t$ are covariance-stationary (see Corollary 1).

We consider estimating $\beta_{T,t}$ by using the local constant (Nadaraya-Watson) estimator:

$$\hat{\beta}_t := \left(\sum_{i=1}^T K\left(\frac{t-i}{Th}\right) x_i x'_i \right)^{-1} \sum_{i=1}^T K\left(\frac{t-i}{Th}\right) x_i y_i,$$

where $K(\cdot)$ is a kernel function and h is the bandwidth parameter satisfying $h \rightarrow 0$ and $Th \rightarrow \infty$ as $T \rightarrow \infty$. We suppose $K(\cdot)$ satisfies the following condition:

³For the definition of near epoch dependence (NED), see, e.g., Davidson (1994).

Assumption 2.

(a) $K(x) \geq 0$, $x \in \mathbb{R}$, is Lipschitz continuous and has compact support $[-1, 1]$.

(b) $\int_{-1}^1 K(x)dx = 1$.

Commonly used kernels such as the uniform density on $[-1, 1]$ and the Epanechnikov kernel satisfy Assumption 2. Following the arguments of Giraitis et al. (2014, 2021), kernels with non-compact support such as the Gaussian kernel are permitted under some stronger condition. We focus on kernels with a compact support as specified in condition (a) to avoid unessential complications. Note that $2Th$ is the effective sample size of the kernel-based estimation, since $K((t-i)/Th) = 0$ for i such that $|t-i| > Th$.

2.2 Time-varying parameters with smoothness α

In discussing the consistency and asymptotic normality of $\hat{\beta}_t$, the smoothness of the path of $\beta_{T,t}$ has a decisive effect. In the following definition, we quantify the smoothness of $\beta_{T,t}$ by a single parameter α .

Definition 1. Triangular array $\beta_{T,t}$ such that $\beta_{T,t} = O_p(1)$ as $T \rightarrow \infty$ for all t is said to belong to the class type-a TVP(α) or type-b TVP(α), if the following condition (a) or (b) holds, respectively:

(a) There exists some real $\alpha > 0$ such that for any sequence $\{a_T\}$ of positive integers satisfying $a_T \leq T$ and $a_T \rightarrow \infty$ as $T \rightarrow \infty$, and for any t ,

$$\max_{j:|t-j|\leq a_T} \|\beta_{T,t} - \beta_{T,j}\| = O_p\left(\left(\frac{a_T}{T}\right)^\alpha\right) \text{ as } T \rightarrow \infty.$$

(b) There exists some real $\alpha > 0$ such that for any sequence $\{a_T\}$ of positive integers satisfying $a_T \leq T$ and $a_T \rightarrow \infty$ as $T \rightarrow \infty$, and for any t ,

$$\max_{j:|t-j|\leq a_T} \|\beta_{T,t} - \beta_{T,j}\| = O_p\left(\frac{1}{T^\alpha}\right) \text{ as } T \rightarrow \infty.$$

Definition 1 essentially controls by α the smoothness of the path of $\beta_{T,t}$ on any interval of any length (up to T). In typical applications, a_T will be set $a_T = \lfloor Th \rfloor$. Definition 1(a) allows the difference between the values of $\beta_{T,t}$ at distinct time points to grow as the time points gets further apart, while Definition 1(b) does not.⁴

⁴Therefore, $\beta_{T,t}$ belongs to the type-a TVP(α) if it belongs to the type-b TVP(α).

Because $a_T/T \leq 1$ and $\alpha > 0$, a smaller α permits larger differences $\|\beta_{T,t} - \beta_{T,j}\|$, resulting in $\beta_{T,t}$ possibly having a rougher path. Note that triangular arrays unbounded in probability are excluded from Definition 1. We emphasize that Definition 1 does not impose any parametric assumption on $\beta_{T,t}$, and that $\beta_{T,t}$ may be deterministic or stochastic under this definition. In addition, $\beta_{T,t}$ is allowed to have arbitrary correlation with x_t and ε_t . Definition 1 is quite general and accommodates many important time-varying parameters, as shown below.

Remark 1. *Giraitis et al. (2021) develop a kernel-based instrumental variable method to estimate time-varying parameters. The classes of time-varying parameters they consider are essentially type-a TVP(1) and TVP(1/2), albeit with slightly different definitions. They do not consider time-varying parameters belonging to type-a TVP(α) with $\alpha \neq 1/2, 1$ or type-b TVP(α).*

Example 1 (Continuously differentiable functions). A popular model for time-varying parameters is deterministic smooth functions, accompanied by the formulation $\beta_{T,t} = \beta(t/T)$ for some continuously differentiable function $\beta(\cdot)$ on $[0, 1]$ (e.g., Cai, 2007; Zhang and Wu, 2012; Chen and Hong, 2012). Under this formulation, the fact that $\sup_{0 \leq r \leq 1} \|\beta'(r)\| \leq C$ for some constant $C > 0$ implies that for any $s, t = 1, 2, \dots, T$, $\|\beta_{T,t} - \beta_{T,s}\| = \|\beta(t/T) - \beta(s/T)\| \leq C|t - s|/T$ by the mean value theorem. Therefore, we have $\max_{j:|t-j| \leq a_T} \|\beta_{T,t} - \beta_{T,j}\| \leq Ca_T/T = O(a_T/T)$, which implies $\beta_{T,t}$ belongs to the type-a TVP(1) class. More generally, $\beta_{T,t}$ belongs to the type-a TVP(α) class if it is Hölder continuous with exponent α .

Example 2 (The random walk). Researchers often assume that the parameters of interest follow the random walk (Cogley and Sargent, 2005; Giraitis et al., 2014; Georgiev, Harvey, Leybourne and Taylor, 2018). Suppose $\beta_{T,0} = \mu$ and $\beta_{T,t} = \mu + (1/\sqrt{T}) \sum_{i=1}^t u_i$, $t = 1, 2, \dots, T$, where μ is a constant and $\{u_i\}$ is a stationary sequence with $E[u_i] = 0$ and $V[u_i] = \Sigma_u > 0$. Also suppose that the functional central limit theorem (FCLT) applies to $\{u_i\}$, that is,

$$\beta_{T, \lfloor T \cdot \rfloor} = \mu + \frac{1}{\sqrt{T}} \sum_{i=1}^{\lfloor T \cdot \rfloor} u_i \Rightarrow \mu + \Sigma_u^{1/2} B_1(\cdot),$$

in the Skorokhod space $D_{[0,1]}^p$, where B_1 is a p -dimensional vector standard Brownian motion.

Then, the following result holds: for any $t > a_T$,

$$\begin{aligned}
\max_{j:|t-j|\leq a_T} \|\beta_{T,t} - \beta_{T,j}\| &\leq \max_{j:|t-j|\leq a_T} (\|\beta_{T,t} - \beta_{T,t-a_T}\| + \|\beta_{T,j} - \beta_{T,t-a_T}\|) \\
&\leq 2 \max_{1\leq j\leq 2a_T} \|\beta_{T,t-a_T+j} - \beta_{T,t-a_T}\| \\
&= 2 \max_{1\leq j\leq 2a_T} \left\| \frac{1}{\sqrt{T}} \sum_{i=t-a_T+1}^{t-a_T+j} u_i \right\| \\
&\stackrel{d}{=} 2 \max_{1\leq j\leq 2a_T} \left\| \frac{1}{\sqrt{T}} \sum_{i=1}^j u_i \right\| \\
&= \sqrt{\frac{2a_T}{T}} 2 \sup_{0\leq r\leq 1} \left\| \frac{1}{\sqrt{2a_T}} \sum_{i=1}^{\lfloor 2a_T r \rfloor} u_i \right\| = O_p\left(\sqrt{\frac{a_T}{T}}\right),
\end{aligned}$$

by the stationarity of $\{u_t\}$ and the continuous mapping theorem (CMT). The same bound holds for $t \leq a_T$. Hence, the random walk divided by \sqrt{T} belongs to the type-a TVP(1/2) class. More generally, the random walk divided by T^α belongs to the type-a TVP(α) class for $\alpha \geq 1/2$, while the random walk divided by T^α with $\alpha < 1/2$ is excluded from Definition 1 because it is unbounded in probability.

Because a smaller α implies a (possibly) rougher path, the random walk divided by \sqrt{T} is less smooth than continuously differentiable functions on $[0, 1]$. This is intuitively because the random walk divided by \sqrt{T} weakly converges to Brownian motion, which is nowhere differentiable almost surely.

Remark 2. Müller and Petalas (2010) study an inferential problem concerning time-varying parameters approximated by Gaussian processes and piece-wise continuous functions scaled by a factor of $T^{-1/2}$. Leading examples are $T^{-1/2}\beta(t/T)$ with $\beta(\cdot)$ continuous on $[0, 1]$ and $T^{-1/2}B_1(t/T)$, which is approximately equivalent (in distribution) to $T^{-1}\sum_{i=1}^t u_i = O_p(1/\sqrt{T})$. Therefore, non-vanishing smooth functions and random walks are not considered in their framework.

Example 3 (Structural breaks). Structural breaks in parameters have attracted attention (Casini and Perron, 2018, provide a recent survey on this topic). Suppose time-varying coefficient $\beta_{T,t}$ experiences one abrupt break during the sample period:

$$\beta_{T,t} = \begin{cases} \beta_1 & \text{for } t = 1, 2, \dots, T_B \\ \beta_2 & \text{for } t = T_B + 1, T_B + 2, \dots, T \end{cases}, \quad (2)$$

where $T_B = \lfloor \tau_B T \rfloor$, $\tau_B \in (0, 1)$, and $\|\beta_1 - \beta_2\| = \delta/T^\alpha$ for some $\delta > 0$ and $\alpha > 0$. Under this formulation, the break is of shrinking magnitude, as considered in Bai (1997). $\beta_{T,t}$ belongs to the type-b TVP(α) class. Specifically, we have, for any $t \in \{1, \dots, T_B - a_T\} \cup \{T_B + a_T + 1, \dots, T\}$, $\max_{j:|t-j|\leq a_T} \|\beta_{T,t} - \beta_{T,j}\| = 0$, and for any $t \in \{T_B - a_T + 1, \dots, T_B + a_T\}$, $\max_{j:|t-j|\leq a_T} \|\beta_{T,t} - \beta_{T,j}\| = \delta T^{-\alpha}$. Note that the asymptotically non-negligible discontinuity given by $\alpha = 0$ is excluded from Definition 1.

Example 4 (Threshold models). Hansen (2000) considers the threshold regression model obtained by letting $\beta_{T,t} = \theta_1 + \delta_T 1\{q_t > \eta\}$, where q_t is the threshold variable that determines the regime at time t , depending on whether it exceeds threshold parameter η . δ_T , which Hansen (2000) refers to as the threshold effect, expresses the magnitude of discontinuous changes in $\beta_{T,t}$. Hansen (2000) assumes $\delta_T = c/T^\alpha$.⁵ $\beta_{T,t}$ clearly satisfies $\|\beta_{T,t} - \beta_{T,j}\| \leq \|\delta_T\| = O_p(1/T^\alpha)$, for all t and j , which implies $\beta_{T,t}$ belongs to type-b TVP(α).

Example 5 (Mixed model). Suppose that $\beta_{T,t}$ is expressed as $\beta_{T,t} = \beta_{1,T,t} + \beta_{2,T,t}$, where $\beta_{1,T,t}$ is continuously differentiable and $\beta_{2,T,t} = \mu + (1/\sqrt{T}) \sum_{i=1}^t u_i$ with u_i defined as in Example 2. Then, it holds that

$$\begin{aligned} \max_{j:|t-j|\leq a_T} \|\beta_{T,t} - \beta_{T,j}\| &\leq \max_{j:|t-j|\leq a_T} \|\beta_{1,T,t} - \beta_{1,T,j}\| + \max_{j:|t-j|\leq a_T} \|\beta_{2,T,t} - \beta_{2,T,j}\| \\ &= O_p\left(\frac{a_t}{T}\right) + O_p\left(\sqrt{\frac{a_T}{T}}\right) = O_p\left(\sqrt{\frac{a_T}{T}}\right), \end{aligned}$$

since $a_T/T \leq 1$. Therefore, $\beta_{T,t}$ belongs to type-a TVP(1/2). More generally, for any finite positive integer S , if $\beta_{T,t}$ is expressed as the sum of S time-varying parameters each of which belongs to the type-a TVP(α_s) class ($s = 1, \dots, S$), then $\beta_{T,t}$ belongs to type-a TVP($\min\{\alpha_1, \dots, \alpha_S\}$).

3 Asymptotics

3.1 Asymptotic properties of $\hat{\beta}_t$

In the following theorem, we establish the consistency and asymptotic normality of the kernel-based estimator, $\hat{\beta}_t$.

⁵Hansen (2000) also imposes $0 < \alpha < 1/2$, but this restriction is not necessary in our framework.

Theorem 1. *Suppose Assumptions 1 and 2 hold. Then, for $t = \lfloor Tr \rfloor$, $r \in (0, 1)$, we have*

$$\sqrt{Th}(\hat{\beta}_t - \beta_{T,t} - R_{T,t}) \xrightarrow{d} N(0, \Omega(r)^{-1}\Sigma(r)\Omega(r)^{-1}), \quad (3)$$

where

$$R_{T,t} = \begin{cases} O_p(h^\alpha) & \text{if } \beta_{T,t} \text{ satisfies Definition 1(a)} \\ O_p(T^{-\alpha}) & \text{if } \beta_{T,t} \text{ satisfies Definition 1(b)} \end{cases}. \quad (4)$$

In particular, for $h = cT^\gamma$, $c > 0$, we have

$$\sqrt{cT^{1+\gamma}}(\hat{\beta}_t - \beta_{T,t}) \xrightarrow{d} N(0, \Omega(r)^{-1}\Sigma(r)\Omega(r)^{-1}), \quad (5)$$

for $\gamma \in \Gamma(\alpha)$, where

$$\Gamma(\alpha) = \begin{cases} (-1, -\frac{1}{2\alpha+1}) & \text{if } \beta_{T,t} \text{ satisfies Definition 1(a)} \\ (-1, 2\alpha - 1) \cap (-1, 0) & \text{if } \beta_{T,t} \text{ satisfies Definition 1(b)} \end{cases}. \quad (6)$$

Proof. See Appendix A. □

Remark 3. *We do not derive the asymptotic distribution of $\hat{\beta}_t$ at boundary points (near $t = 0$ and $t = T$), but the derivation will proceed along the lines of Cai (2007). As shown by Cai (2007), the local constant estimator suffers from a larger bias at boundary points than the local linear estimator if $\beta_{T,t}$ is continuously differentiable. However, as revealed soon later (in Example 1 below), the local linear estimator is available only when $\beta_{T,t}$ is (continuously) differentiable and is not applicable to nondifferentiable time-varying parameters such as the random walk. To develop a theory that accommodates differentiable and nondifferentiable time-varying parameters, we will continue to use the local constant estimator rather than the local linear one.*

Corollary 1. *Suppose Assumptions 1(a)-(b) and 2 hold. Suppose also that $\{x_t\}_t$ and $\{x_t\varepsilon_t\}_t$ are covariance-stationary. Then, (3)-(6) hold with $\Omega(r)$ and $\Sigma(r)$ replaced by $\Omega := E[x_1x_1']$ and $\Sigma := \int_{-1}^1 K(x)^2 dx E[\varepsilon_1^2 x_1 x_1']$, respectively.*

Proof. See Appendix A. □

In what follows, we will set $h = cT^\gamma$ and call γ (as well as h) the bandwidth parameter. The effect of smoothness parameter α is twofold. First, the asymptotic order of the bias

term, $R_{T,t}$, depends on α . The smaller α is, the larger the order of $R_{T,t}$ is, because the path of $\beta_{T,t}$ (possibly) becomes rougher. And it is through this bias term that $\Gamma(\alpha)$, the set of bandwidth parameter γ that yields \sqrt{Th} -consistency and asymptotic normality,⁶ depends on α , which in turn makes the rate of convergence $T^{(1+\gamma)/2}$ dependent on α . This is the second effect. Letting $\alpha \rightarrow 0$, the kernel-based estimation can accommodate time-varying parameters of arbitrary smoothness, but this is accompanied by $\Gamma(\alpha) \rightarrow -1$, resulting in the rate of convergence $T^{(1+\gamma)/2} \rightarrow 1$. In contrast, if we let $\alpha \rightarrow \infty$, then $\Gamma(\alpha)$ tends to $(-1, 0)$, and the choice $\gamma \approx 0$ yields a nearly \sqrt{T} -rate convergence, but only highly smooth parameters can be estimated. This observation reveals that there is a trade-off between efficiency (the rate of convergence) and robustness (the range of allowable smoothness α of the time-varying parameter) in the kernel-based estimation.

Because $\Gamma(\alpha)$ is the set of γ that yields \sqrt{Th} -consistency and asymptotic normality under given α , we can obtain the set of α that leads to \sqrt{Th} -consistency and asymptotic normality of $\hat{\beta}_t$ under given γ , by inverting the expression of $\Gamma(\alpha)$. Letting $A(\gamma)$ denote such a set, we can say that $\hat{\beta}_t$ calculated using given γ is \sqrt{Th} -consistent and asymptotically normal for time-varying parameters with smoothness $\alpha \in A(\gamma)$, where

$$A(\gamma) = \begin{cases} (-\frac{1+1/\gamma}{2}, \infty) & \text{if } \beta_{T,t} \text{ satisfies Definition 1(a)} \\ (\frac{1+\gamma}{2}, \infty) & \text{if } \beta_{T,t} \text{ satisfies Definition 1(b)} \end{cases}. \quad (7)$$

Letting $\gamma \rightarrow -1$, $A(\gamma)$ tends to $(0, \infty)$, which implies that time-varying parameters with any smoothness $\alpha > 0$ can be estimated, but the rate of convergence becomes $T^{(1+\gamma)/2} \rightarrow 1$. On the other hand, if we let $\gamma \uparrow 0$, then the rate of convergence is as fast as \sqrt{T} , but $A(\gamma) \rightarrow \infty$ (the smoothness of constant parameters) in the type-a case. Hence, the bandwidth determines the trade-off between efficiency and robustness.

Example 1 (Continued). Because continuously differentiable $\beta_{T,t}$ belongs to the type-a TVP(1) class, for any $\gamma \in \Gamma(1) = (-1, -1/3)$, we have $\sqrt{cT^{1+\gamma}}(\hat{\beta}_t - \beta_{T,t}) \xrightarrow{d} N(0, \Omega(r)^{-1}\Sigma(r)\Omega(r)^{-1})$. Setting $\gamma \approx -1/3$ gives the fastest rate of convergence of $T^{1/3}$. If we take advantage of the continuous differentiability of $\beta_{T,t}$, and the kernel is symmetric, then the set of the admissible bandwidths, $\Gamma(\alpha)$, widens to $(-1, -1/5)$, giving the faster rate of convergence of $T^{2/5}$ (see Cai, 2007). In general, we will be able to enlarge $\Gamma(\alpha)$ to $(-1, -1/(4\alpha + 1))$ in the type-a

⁶Note that $\Gamma(\alpha)$ is the set of bandwidths such that $\sqrt{Th}R_{T,t} = o_p(1)$ and therefore should be labeled the set of bandwidths that yield \sqrt{Th} -consistency (not mere consistency) and asymptotic normality. From (3), it holds that $\hat{\beta}_t - \beta_{T,t} = o_p(1)$ for any $\gamma < 0$ and $\alpha > 0$ because $R_{T,t} = O_p(\max\{T^{\gamma\alpha}, T^{-\alpha}\}) = o_p(1)$, but $\hat{\beta}_t$ is neither \sqrt{Th} -consistent nor asymptotically normal if $\gamma \notin \Gamma(\alpha)$ in general.

case if the following additional condition (mimicking the Taylor expansion) holds:

$$\max_{j:|t-j|\leq a_T} \left\| \beta_{T,t} - \beta_{T,j} - c_t \left(\frac{t}{T} - \frac{j}{T} \right) \right\| = O_p \left(\left(\frac{a_T}{T} \right)^{2\alpha} \right), \quad (8)$$

for some (possibly random) bounded vector c_t . This condition is satisfied by twice continuously differentiable functions. Condition (8), however, essentially requires the differentiability of $\beta_{T,t}$ with respect to time, which is not satisfied by, e.g., the random walk divided by \sqrt{T} , so that the enlarged version of $\Gamma(\alpha)$ is only available to a limited class of time-varying parameters. For the same reason, the local linear estimator, which is based on the Taylor expansion of $\beta_{T,t}$, is not applicable to nondifferentiable time-varying parameters.

Example 2 (Continued). If $\beta_{T,t}$ is the random walk divided by \sqrt{T} , then $\Gamma(1/2) = (-1, -1/2)$, and thus the fastest rate of convergence given by $\gamma \approx -1/2$ is $T^{1/4}$, slower than $T^{2/5}$ in the continuously differentiable case. The same set of admissible bandwidths is derived by Giraitis et al. (2014), who considers a random-walk type time-varying coefficient in the context of univariate AR(1) models.

Furthermore, we show in Appendix B that the bandwidth minimizing the MSE of $\hat{\beta}_t$ is proportional to $T^{-1/2}$ when $\beta_{T,t}$ is the random walk divided by \sqrt{T} . We prove this result under conditions that are stronger than Assumptions 1 and 2 but still retain generality. Therefore, the choice of $\gamma = -1/2$ may also be justified as the minimizer of the MSE of the kernel-based estimator.

Example 3 (Continued). Suppose $\beta_{T,t}$ is defined as in (2). Because $\beta_{T,t}$ belongs to the type-b TVP(α) class, arbitrary γ in $(-1, 0)$ yields the \sqrt{Th} -consistency and asymptotic normality of $\hat{\beta}_t$ as long as $\alpha \geq 1/2$. In particular, setting $\gamma \approx 0$ gives a near \sqrt{T} -consistency.⁷

For the case of $\alpha \in (0, 1/2)$, however, a smaller α leads to a larger discontinuity in $\beta_{T,t}$ and thus a slower rate of convergence (through a narrower $\Gamma(\alpha)$). Therefore, if $\beta_{T,t}$ experiences large structural breaks given by $\alpha < 1/2$, and if there is no other source of instability in the path of $\beta_{T,t}$, then a conventional structural-break approach (e.g., the sequential procedure proposed by Bai and Perron, 1998) will be more suitable than the kernel-based estimation.

Example 4 (Continued). The argument given in Example 3 also applies to the threshold model: When $\delta_T = O_p(1/T^\alpha)$ with $\alpha \geq 1/2$, the kernel-based method delivers a \sqrt{Th} -

⁷In fact, setting exactly $\gamma = 0$ yields \sqrt{T} -consistency and asymptotic normality if $\alpha > 1/2$. In this case, each $\beta_{T,t}$, $t = 1, \dots, T$ is estimated by using the full sample, but $\hat{\beta}_t$ and $\hat{\beta}_s$ ($t \neq s$) may take different values. This is because the weighting scheme (based on the kernel, $K(\cdot)$) is different for different time points. If $K(\cdot)$ is the uniform kernel, $\hat{\beta}_t$ equals the full-sample OLS estimator for all t .

consistent, asymptotically normal estimation of $\beta_{T,t}$, whereas Hansen's (2000) method should be used when $\alpha < 1/2$ and the threshold effect solely determines the parameter path.

3.2 Estimation of variance-covariance matrices

To conduct inference, one needs to consistently estimate the asymptotic variance of $\hat{\beta}_t$. Under Assumptions 1 and 2, $\Omega(r)$ can be consistently estimated by

$$\hat{\Omega}(r) := \frac{1}{Th} \sum_{i=1}^T K\left(\frac{\lfloor Tr \rfloor - i}{Th}\right) x_i x_i';$$

see Lemma A.1. A natural estimator of $\Sigma(r)$ is

$$\hat{\Sigma}(r) := \frac{1}{Th} \sum_{i=1}^T K\left(\frac{\lfloor Tr \rfloor - i}{Th}\right)^2 \hat{\varepsilon}_i^2 x_i x_i',$$

where $\hat{\varepsilon}_i = y_i - x_i' \hat{\beta}_i$.⁸ To prove the consistency of $\hat{\Sigma}(r)$, however, the current assumptions are not sufficient. This is because for each $t = \lfloor Tr \rfloor$, the estimation errors $\hat{\beta}_{t+j} - \beta_{T,t+j}$, where $j \in [-\lfloor Th \rfloor, \lfloor Th \rfloor]$, are required to be asymptotically negligible *uniformly* over $j \in [-\lfloor Th \rfloor, \lfloor Th \rfloor]$, on which $\hat{\Sigma}(r)$ is calculated. To ensure the uniform consistency of $\hat{\beta}_{t+j}$ over $j \in [-\lfloor Th \rfloor, \lfloor Th \rfloor]$, we need the following additional conditions.

Assumption 3. *Assumption 1 holds with part (a) replaced by the following condition:*

- (a') $\{(x_t', \varepsilon_t)\}_t$ is L_2 -NED of size $-2(r-1)/(r-2)$ on an α -mixing sequence of size $-2r/(r-2)$ for some $r > 2$, with respect to some positive constants d_t satisfying $\sup_t d_t < \infty$. Moreover, $\sup_t E[\|x_t\|^{2r}] + \sup_t E[|\varepsilon_t|^{2r}] < \infty$.

Assumption 3(a') strengthens Assumption 1(a) by increasing the decaying rates of the mixing and NED coefficients, essentially weakening the serial dependence of $\{(x_t', \varepsilon_t)\}_t$.

Assumption 4. *There exists some constant $\rho > 0$ such that $\inf_{t \geq 1} \lambda' E[x_t x_t'] \lambda \geq \rho \|\lambda\|^2$ for any $\lambda \neq 0$.*

Assumption 4 requires that there be enough variation in the data, as it implies that the minimum eigenvalue of $E[x_t x_t']$ is bounded away from zero uniformly in t .

⁸If $\{x_t \varepsilon_t\}$ is serially correlated, the expression of the asymptotic variance of $\hat{\beta}_t$ involves the long-run variance of $\{x_t \varepsilon_t\}$. In this case, an appropriate estimator of $\Sigma(r)$ would be a nonparametric kernel estimator such as the Newey-West one, as suggested by Cai (2007). We do not explore in this direction to save space.

Assumption 5. For each $t = \lfloor Tr \rfloor$, $r \in (0, 1)$, it holds that

$$\max_{-\lfloor Th \rfloor \leq j \leq \lfloor Th \rfloor} \left\| \frac{1}{Th} \sum_{i=1}^T K \left(\frac{t+j-i}{Th} \right) x_i x_i' (\beta_{T,i} - \beta_{T,t+j}) \right\| = o_p(1).$$

Assumption 5 is a high-level one that ensures the uniform consistency of $\hat{\beta}_{t+j}$ over $j \in [-\lfloor Th \rfloor, \lfloor Th \rfloor]$. In Appendix C, we show that Assumption 5 is satisfied in the time-varying models and under the implied bandwidths discussed in Examples 1-4.

Theorem 2. Suppose Assumptions 2-5 hold. Then, for each $t = \lfloor Tr \rfloor$, $r \in (0, 1)$, we have $\hat{\Sigma}(r) \xrightarrow{p} \Sigma(r)$.

Proof. See Appendix A. □

4 Consequence of an Improper Choice of the Bandwidth

In Theorem 1, we showed the set of admissible bandwidths depends on the smoothness α of $\beta_{T,t}$. This implies that an improper choice of the bandwidth (given by $\gamma \notin \Gamma(\alpha)$) leads to misleading inference. In this section, we illustrate this implication through some examples where the evolutionary mechanism of $\beta_{T,t}$ is misspecified. We also discuss how to choose bandwidth parameter in empirical studies.

4.1 When random-walk $\beta_{T,t}$ is assumed to be continuously differentiable

Suppose one assumes $\beta_{T,t}$ is a continuously differentiable function and sets $\gamma \approx -1/3$, but the fact is that $\beta_{T,t}$ follows the random walk divided by \sqrt{T} . Using the results given in Theorem 1, it is readily shown that the kernel-based estimator satisfies $\sqrt{cT^{1+\gamma}}(\hat{\beta}_t - \beta_{T,t}) = S_{T,t} + O_p(T^{1/2+\gamma})$, where $S_{T,t} \xrightarrow{d} N(0, \Omega(r)^{-1}\Sigma(r)\Omega(r)^{-1})$. Since the bias term is of order $O_p(T^{1/2+\gamma})$ and $\gamma \approx -1/3$, the difference $\hat{\beta}_t - \beta_{T,t}$ is dominated by the bias term. This is the case for any $\gamma > -1/2$. Because the bias term is not normal in general, confidence intervals based on a normal approximation will perform poorly.

In the literature on smooth (differentiable) time-varying parameters, researchers often use a rule-of-thumb bandwidth $h = \text{constant} \times T^{-1/5}$, or pick the bandwidth minimizing the cross-validation criterion over $h \in [c_1 T^{-1/5}, c_2 T^{-1/5}]$ for some $0 < c_1 < c_2$ (Chen and Hong, 2012; Sun, Hong, Wang and Zhang, 2023). Although these selection rules lead to an efficient

estimation of $\beta_{T,t}$ as long as it is correctly specified as a continuously differentiable function, they will yield a biased estimation if $\beta_{T,t}$ is a random walk, or more generally, if $\beta_{T,t}$ belongs to the type-a TVP(α) class with $\alpha < 1$ but does not belong to type-a TVP(1).

4.2 The effect of neglected breaks

Suppose $\beta_{T,t} = \mu_{T,t} + (1/\sqrt{T}) \sum_{i=1}^t u_i$, where u_t is defined as in Example 2, and $\mu_{T,t}$ satisfies

$$\mu_{T,t} = \begin{cases} \mu_1 & \text{for } t = 1, 2, \dots, T_B \\ \mu_2 & \text{for } t = T_B + 1, T_B + 2, \dots, T \end{cases}, \quad (9)$$

with $T_B = \lfloor \tau_B T \rfloor$ and $\mu_2 - \mu_1 = \delta/T^\alpha$. Then, we can show

$$R_{T,t} = \begin{cases} O_p(T^{\gamma/2}) & \text{for } t \in [1, T_B - \lfloor Th \rfloor] \cup [T_B + 1 + \lfloor Th \rfloor, T] \\ O_p(\max\{T^{\gamma/2}, T^{-\alpha}\}) & \text{for } t \in [T_B - \lfloor Th \rfloor + 1, T_B + \lfloor Th \rfloor] \end{cases},$$

where $R_{T,t}$ is defined in (3) and (4). The asymptotic order of the bias term, $R_{T,t}$, is $O_p(T^{\gamma/2})$ for t outside the $\lfloor Th \rfloor$ -neighborhood of break point T_B . On the $\lfloor Th \rfloor$ -neighborhood of T_B , it is $O_p(T^{\gamma/2})$ if $\alpha \geq -\gamma/2$, while it is $O_p(T^{-\alpha})$ if $0 < \alpha < -\gamma/2$.

Suppose we estimate $\beta_{T,t}$ by $\hat{\beta}_t$ assuming $\mu_{T,t} = \mu$, that is, the parameter instability is purely due to the zero-mean random walk. In this case, the (misleading) optimal rate of convergence is achieved by the choice of $\gamma = -1/2$, yielding $R_{T,t} = O_p(T^{-1/4})$ for $t \in [1, T_B - \lfloor Th \rfloor] \cup [T_B + 1 + \lfloor Th \rfloor, T]$, and

$$R_{T,t} = \begin{cases} O_p(T^{-1/4}) & \text{if } \alpha \geq 1/4 \\ O_p(T^{-\alpha}) & \text{if } 0 < \alpha < 1/4 \end{cases}$$

for $t \in [T_B - \lfloor Th \rfloor + 1, T_B + \lfloor Th \rfloor]$. When $\alpha \geq 1/4$, the asymptotic order of $R_{T,t}$ is $O_p(T^{-1/4})$ for all t , the same order as in the pure random walk case (see (4)), so that the choice $\gamma = -1/2$ is valid and leads to the fastest rate of convergence. In contrast, if $0 < \alpha < 1/4$, $R_{T,t} = O_p(T^{-\alpha})$ for $t = T_B \pm \lfloor rTh \rfloor$, $r \in [0, 1]$. Because the asymptotically normal component of the decomposition of $\hat{\beta}_t - \beta_{T,t}$ is $O_p(T^{-(1+\gamma)/2}) = O_p(T^{-1/4})$, the asymptotic behavior of $\hat{\beta}_t - \beta_{T,t}$ is dominated by the bias term. Therefore, the structural break induces a severe bias in the kernel-based estimation on the $\lfloor Th \rfloor$ -neighborhood of the discontinuity point $t = T_B$.

The above result tells us that, if we set $\gamma = -1/2$, abrupt breaks of size $1/T^\alpha$ are absorbed in random walk parameter instabilities if $\alpha \geq 1/4$, while the abrupt breaks “stick out” and cause bias when $\alpha < 1/4$.

A more general result can be derived if we invoke $\Gamma(\alpha)$ and $A(\gamma)$ defined in (6) and (7), respectively. Suppose that $\beta_{T,t}$ can be expressed as $\beta_{T,t}^1 + \mu_{T,t}$, where $\beta_{T,t}^1$ belongs to type-a TVP(α_1) with $\alpha_1 \in (0, \infty)$, and $\mu_{T,t}$ is defined as in (9) but the magnitude of the break is $\mu_2 - \mu_1 = \delta/T^{\alpha_2}$. Then, $\hat{\beta}_t$ is \sqrt{Th} -consistent and asymptotically normal under any $\gamma \in \Gamma(\alpha_1) = (-1, -1/(2\alpha_1 + 1))$ for $t \in [1, T_B - \lfloor Th \rfloor] \cup [T_B + 1 + \lfloor Th \rfloor, T]$. On $[T_B - \lfloor Th \rfloor + 1, T_B + \lfloor Th \rfloor]$, the abrupt break is absorbed in $\beta_{T,t}^1$, and the same γ leads to \sqrt{Th} -consistency and asymptotic normality if $\alpha_2 \in A(\gamma) = ((1 + \gamma)/2, \infty)$, while the bias term dominates the asymptotically normal term if $\alpha_2 < (1 + \gamma)/2$.

4.3 A guide on the choice of the bandwidth

In the previous subsections, we have observed that an improper choice of the bandwidth leads to misleading inference. Therefore, care must be taken in determining the bandwidth parameter. Because bandwidth parameter h takes the form of $h = cT^\gamma$ with $c > 0$ and $\gamma < 0$, we first discuss how to determine γ and then how to select c .

If one can identify the evolutionary mechanism of $\beta_{T,t}$ based on some prior information, they may select γ appropriately, referring to the theoretical results derived in Section 3. For instance, if the random walk coefficient model is plausible, $\gamma = -1/2$ is an appealing choice. Note that this choice accommodates not only the rescaled random walk but also continuously differentiable coefficients and small to moderate breaks and threshold effects (given by $\alpha \geq 1/4$; recall Section 4.2). Moreover, mixtures of these specifications can also be estimated under this choice of γ .

Remark 4. *Whatever $\gamma \in (-1, 0)$ may be selected, abrupt breaks and threshold effects of size $1/T^\alpha$ are not absorbed in smooth parameter changes and lead to biased estimation around the discontinuity points if $\alpha < (1 + \gamma)/2$. To avoid facing bias around the discontinuity points, one may be tempted to split the sample using some test for structural breaks (e.g., as proposed in Bai and Perron, 1998) or Hansen’s (2000) approach, and then apply kernel regression within each subsample. However, our simulation shows that these sample-splitting approaches may lead to a misleading conclusion if latent discontinuous changes are mixed with smooth parameter changes generated from, for example, continuously differentiable functions or the random walk. According to the results, conventional structural break tests can both underestimate and overestimate the number of discontinuous changes with a nonnegligible (or*

large in some cases) probability. The underestimation of the number of discontinuous breaks implies that some latent abrupt breaks are overlooked, and the overestimation implies that spurious abrupt breaks are detected. Therefore, conventional structural break tests probably are not suitable for detecting abrupt breaks if they are mixed with smooth parameter changes. See Appendix D for details.

Determining the value of γ is more delicate when there is no prior information that helps identify the evolutionary mechanism of $\beta_{T,t}$. In such a case, the choice of γ depends on the aim of each empirical analysis and the nature of the data used. For example, when a careful, robust investigation is required, it will be sensible to choose a γ such that the confidence interval of $\beta_{T,t}$ calculated using the γ attains a desired coverage rate $1 - q$ under all empirically relevant data generating processes (DGPs). The theory developed in this article will serve as a guiding principle in this selection procedure. The choice of γ may be based on a criterion other than the coverage rate, such as the MSE of $\hat{\beta}_t$ or the MSE of the prediction based on $\hat{\beta}_t$, as the case may be.

Once the value of γ is determined, one can choose the value of c by minimizing some criterion that is a function of c . Let $\gamma = \hat{\gamma}$ be the selected value for γ . For instance, the cross-validation criterion, $CV(c) := \sum_{t=1}^T (y_t - x_t' \hat{\beta}_{-t}(c, \hat{\gamma}))^2$, where $\hat{\beta}_{-t}(c, \hat{\gamma})$ are the leave-one-out kernel estimators calculated under $h = cT^{\hat{\gamma}}$, can be used as the criterion function. The minimizer \hat{c} of $CV(c)$ is picked, and the subsequent inference is based on the kernel estimator calculated under $h = \hat{c}T^{\hat{\gamma}}$. Some other criteria can be used such as the AIC as suggested in Cai (2007).

5 Monte Carlo Simulation

In this section, we conduct two Monte Carlo experiments to verify the implications provided in Section 4. We use the following DGP: $y_t = \beta_{T,t}x_t + \varepsilon_t$, $t = 1, \dots, T$, where $x_t = 0.5x_{t-1} + \varepsilon_{x,t}$ with $\varepsilon_{x,t} \sim \text{i.i.d. } N(0, 1)$, and $\beta_{T,t}$ is defined differently in different experiments. For the specification of ε_t , we consider two cases: $\varepsilon_t = u_t$, where $u_t \sim \text{i.i.d. } N(0, 1)$ (i.i.d. case) and $\varepsilon_t = \sigma_t u_t$ with $\sigma_t^2 = 0.1 + 0.3\varepsilon_{y,t-1}^2 + 0.6\sigma_{t-1}^2$ (GARCH case). To obtain $\hat{\beta}_t$, we use the Epanechnikov kernel $K(x) = 0.75(1 - x^2)I(|x| \leq 1)$.

5.1 Simulation for Section 4.1

The first experiment is related to Section 4.1, and $\beta_{T,t}$ is generated as the rescaled random walk: $\beta_{T,t} = T^{-1/2} \sum_{i=1}^t v_i$. We consider two DGPs for the driver process v_t : (i) $v_t \sim \text{i.i.d. } N(0, 1)$ and (ii) $v_t \sim \text{i.i.d. log normal with parameters } \mu = 0 \text{ and } \sigma = 1$.⁹ Four sample sizes are used: $T \in \{100, 200, 400, 800\}$. To evaluate the global performance of $\hat{\beta}_t$, we calculate $\text{MSE} = T^{-1} \sum_{t=1}^T (\hat{\beta}_t - \beta_{T,t})^2$ (the reported MSE is the mean MSE over 2000 replications). To evaluate the normal approximation given in Corollary 1, we construct the 95% confidence interval for $\beta_{T,0.5T}$ (the middle point of the sample). The variance estimators are $\hat{\Omega} := T^{-1} \sum_{i=1}^T x_i^2$ and $\hat{\Sigma} := \int_{-1}^1 K(x)^2 dx \times T^{-1} \sum_{i=1}^T \hat{\varepsilon}_i^2 x_i^2$, where $\hat{\varepsilon}_i = y_i - \hat{\beta}_i x_i$. We experiment with bandwidth parameter $h = T^\gamma$ and $\gamma \in \{-0.2, -0.33, -0.5, -0.55, -0.6, -0.7\}$, and evaluate the performance for each pair (γ, T) . The results are presented in Tables 1 and 2.

Because $\beta_{T,t}$ is the random walk divided by \sqrt{T} , our theoretical results predict that an appropriate bandwidth is $\gamma \approx -1/2$, while the kernel-based estimator leads to poor inference when $\gamma > -1/2$. Our simulation result corroborates this analysis. First, consider the case where $\varepsilon_t \sim \text{i.i.d. } N(0, 1)$ (Table 1). In case (i) (Gaussian random-walk $\beta_{T,t}$), when $\gamma = -0.2$, the coverage rate is far below the 95% confidence level. What is worse, it deviates from 0.95 as T increases. Note that the MSE is relatively large. When $\gamma = -1/3$, the MSE takes the smallest value for all T considered, but the coverage rate is still too small. This result warns researchers against using these bandwidths unless they are confident that $\beta_{T,t}$ can be well approximated by smooth functions with smoothness parameter $\alpha = 1$. For $\gamma \leq -1/2$, the interval estimation performs well with coverage rate being 85-90% and getting better as T increases. However, $\gamma = -0.7$ leads to undercoverage when T is small and the largest MSE for all T . $\gamma = -0.6$ also gives large MSEs. The choices $\gamma \approx -1/2$ lead to good coverage and small MSE, so that these choices are recommended for random-walk type parameters, or more generally, for time-varying parameters with $\alpha = 1/2$. The result for case (ii) (non-Gaussian random-walk $\beta_{T,t}$) is similar to that for case (i), so the same comment applies.

Results for the case where ε_t is GARCH (Table 2) are similar to those for the i.i.d case. Hence, we do not repeat the same analysis.

⁹Specifically, X follows a log normal distribution if $X = \exp(Z)$, where $Z \sim N(\mu, \sigma^2)$.

5.2 Simulation for Section 4.2

The second experiment is for verifying the implication provided in Section 4.2. In this simulation, we analyze the effect of (neglected) structural breaks. For this purpose, we generate $\beta_{T,t}$ according to $\beta_{T,t} = \mu_{T,t} + T^{-1/2} \sum_{i=1}^t v_i$, where $v_i \sim \text{i.i.d. } N(0, 1)$ and $\mu_{T,t}$ is an intercept term experiencing a break at $t = 0.5T$. Specifically, we let

$$\mu_{T,t} = \begin{cases} 0 & \text{for } t = 1, \dots, 0.5T \\ 2/T^\alpha & \text{for } t = 0.5T + 1, \dots, T \end{cases},$$

where $\alpha \in \{0.1, 0.2, 0.3, 0.4\}$. A smaller α yields a larger break. We consider estimating $\beta_{T,t}$ with the choice $h = T^{-1/2}$, reflecting the ignorance of the break. According to our theoretical analysis, the kernel-based estimator has a severe bias around $t = 0.5T$ when $\alpha < 0.25$, while breaks given by $\alpha > 0.25$ have no effect asymptotically. To confirm this implication, we calculate the MSE and coverage rate of $\hat{\beta}_t$ for $t = \tau T$ with $\tau = 0.4, 0.45, 0.5, 0.55, 0.6$. The MSE is calculated for each τ as the mean squared error over 2000 replications, that is, $\text{MSE}(\tau) = 2000^{-1} \sum_{i=1}^{2000} (\hat{\beta}_{\tau T}^{(i)} - \beta_{T,\tau T}^{(i)})^2$, where superscript i signifies $\hat{\beta}_{\tau T}^{(i)}$ and $\beta_{T,\tau T}^{(i)}$ are obtained in the i th replication. We consider four sample sizes; (i) $T = 100$, (ii) $T = 200$, (iii) $T = 400$, and (iv) $T = 800$. We use $\hat{\Omega}_t = (Th)^{-1} \sum_{i=1}^T K((t-i)/Th)x_i^2$ and $\hat{\Sigma}_t = (Th)^{-1} \sum_{i=1}^T K((t-i)/Th)^2 \hat{\varepsilon}_i^2 x_i^2$ as the variance estimators to evaluate the normal approximation given in Theorem 1. Results are reported in Tables 3 and 4.

First, let us see the case of ε_t being i.i.d. and $T = 100$ (Table 3, the row labeled (i)). The MSEs and coverage rates for $\tau = 0.4$ and 0.6 are stable across α . This is because the break only affects estimation around the discontinuity point, $t = 0.5T$. The break has a severe effect on $\hat{\beta}_{\tau T}$ with $\tau = 0.45, 0.5, 0.55$, both in terms of MSE and coverage. The smaller α is (i.e. the larger the break is), the worse the performance gets. Moreover, this effect is more profound for τ closer to 0.5. In terms of the coverage rate, smaller breaks given by $\alpha \geq 0.25$ have a nonnegligible effect. This indicates that, although breaks of these magnitudes asymptotically have no impact, they do have nontrivial effects in finite samples.

For case (ii) ($T = 200$), MSEs for $\tau = 0.5$ and $\alpha < 0.25$ are still large. Note that MSEs for $\tau = 0.45, 0.55$ are comparable with those for $\tau = 0.4, 0.6$. This is because the abrupt break affects $\hat{\beta}_t$ on the Th -neighborhood of the break date. Because $t = 0.45T$ and $t = 0.55T$ are outside the Th -neighborhood of $0.5T$, the performance of $\hat{\beta}_{\tau T}$ improves as T increases for $\tau = 0.45, 0.55$. $\hat{\beta}_{0.5T}$ also suffers from poor coverage for all α . For the cases with $T = 400, 800$ (cases (iii) and (iv)), a similar comment applies. In particular, the coverage rates for $\alpha < 0.25$

deteriorate as T increases.

Examining the case with ε_t being GARCH (see Table 4), the same conclusion is drawn, so the detail is omitted.

6 Empirical Application

In this section, we apply kernel regression to estimate the time-varying capital asset pricing model (CAPM).¹⁰ Parameter instabilities are widely observed in the CAPM literature (see Ghysels, 1998; Lewellen and Nagel, 2006; Fama and French, 2006; Ang and Chen, 2007; Ang and Kristensen, 2012; Guo, Wu and Yu, 2017, and refereces therein). We consider estimating the following factor model:

$$R_{j,t} = \alpha_{j,t} + \beta_{j,t}R_{M,t} + \varepsilon_t,$$

where $R_{j,t}$ denotes the excess return of portfolio j at time t , and $R_{M,t}$ is the market excess return. The coefficients alpha and beta are allowed to be time-varying.

6.1 Background

In the CAPM literature, a popular approach to modeling parameter instability is to assume that the parameters depend on observable instrumental variables. But results drawn from this approach tend to be sensitive to the choice of instruments (Ghysels, 1998). To overcome this problem, researchers have proposed time-varying parameter models that do not utilize exogenous information.

Some assume that parameters experience abrupt changes at some time points, and others model parameter instability via the (near) random walk or smooth functions of time. For example, Fama and French (2006) and Lewellen and Nagel (2006) split the sample assuming that changes in parameter value occur based on calendar time (e.g., monthly or yearly), and estimate parameters by the OLS within each subsample. However, estimates obtained in this fashion suffer from bias if the timing of structural breaks is misspecified. Ang and Chen (2007) estimate time-varying alpha and beta assuming that they are the (near) random walk and using Bayesian methods. Li and Yang (2011) and Ang and Kristensen (2012) estimate time-varying parameters assuming that they are deterministic smooth functions of time.

¹⁰The R code used for the empirical application is available on the author's website (<https://sites.google.com/view/mikihito-nishi/home>).

To accommodate as wide a class of time-varying parameters as possible, we apply kernel regression with bandwidth parameter $h = \hat{c}T^{-1/2}$. Here, \hat{c} is the minimizer of the cross-validation criterion $CV(c)$ over $c \in \{0.5, 0.55, \dots, 1.2\}$, where $CV(c)$ is computed using the leave-one-out kernel estimators with $h = cT^{-1/2}$. This choice enables us to estimate many important models of time-varying parameters, including those mentioned above and their mixtures.

6.2 Data

All data are extracted from Kenneth French's website (<https://mba.tuck.dartmouth.edu/pages/faculty/ken.french/>). Following Li, Su and Xu (2015), we form three portfolios denoted by G, V, and G-V, respectively, from the 25 size-B/M portfolios. G is the average of the five portfolios in the lowest B/M quintile, V is the average of the five portfolios in the highest B/M quintile, and V-G is simply their difference. All the data are monthly, spanning 1952:1-2019:12 ($T = 816$).

6.3 Results

We use the Epanechnikov kernel and $\hat{\Omega}_t = (Th)^{-1} \sum_{i=1}^T K((t-i)/Th)x_i x_i'$ and $\hat{\Sigma}_t = (Th)^{-1} \sum_{i=1}^T K((t-i)/Th)^2 \hat{\varepsilon}_i^2 x_i x_i'$ as the variance estimators, where $x_t = (1, R_{M,t})'$. To save space, we only discuss the result for portfolio V-G. The results for portfolios G and V are given in Appendix E.

6.3.1 Comparison with the Bayesian estimate

Recall that the kernel-based estimator calculated under $\gamma = -1/2$ can accommodate parameters following the (rescaled) random walk. Because random walk parameters are often estimated via Bayesian methods, it is interesting to compare the kernel-based estimates obtained from $h = \hat{c}T^{-1/2}$ with the estimates obtained from a Bayesian procedure in which parameters are assumed to be the random walk.

Let $\theta_t := (\alpha_t, \beta_t)'$. In the Bayesian method, we estimate the time-varying alpha and beta by using the Markov Chain Monte Carlo algorithm, assuming that $\theta_t = \theta_{t-1} + u_t$, where $u_t \sim N(0, D^2)$ with $D^2 = \text{diag}(D_1^2, D_2^2)$.¹¹ As the prior distributions for parameters θ_0 , D and $\text{Var}(\varepsilon_t) = \sigma_\varepsilon^2$, we suppose $\theta_0 \sim N(\mu \mathbf{1}_2, \sigma^2 \mathbf{I}_2)$, $D_i \sim \text{Gamma}(v_1, v_2)$, $i = 1, 2$, and $\sigma_\varepsilon \sim \text{Gamma}(\nu_1, \nu_2)$. We consider three configurations of hyperparameters. For each

¹¹For computation, we use the R package `walker` developed by Helske (2023).

configuration, $(\mu, \sigma, v_2, \nu_1, \nu_2)$ are set to $(\mu, \sigma, v_2, \nu_1, \nu_2) = (0, 32, 10^{-4}, 2, 10^{-4})$. The value of v_1 is varied, and we set $v_1 = 1, 2$, and 4 .¹² In Figure 1, we compare the estimates obtained from the Bayesian method with those from the kernel method with $h = \hat{c}T^{-1/2}$. For the estimated alpha (Figure 1a), the trajectory obtained from the kernel method is more volatile (with a larger amplitude) than that obtained from the Bayesian algorithm, but the trajectories seem to share the same frequency. More striking is the similarity between the estimates of the time-varying beta. The estimated trajectories obtained from the two distinct methods are almost indistinguishable throughout the sample period, irrespective of the value of v_1 .

Finally, we compare the quantitative performances of the kernel and Bayesian estimators in terms of the in-sample fit (SSR). Standardizing the SSR obtained from the kernel-based method to be 1, the relative SSR's for the Bayesian estimators with $v_1 = 1, 2$, and 4 are 1.019, 1.000, and 0.953, respectively. The kernel estimator with the cross-validation bandwidth yields a better or comparable in-sample fit relative to the Bayesian estimator.

6.3.2 Interval estimation

Based on the normal approximation given in Theorem 1, we calculate the confidence band for the kernel-based estimator.¹³

In Figure 2a, we plot the estimated time-varying alpha and its confidence band. The estimated alpha fluctuates around the value zero throughout the sample period, and the confidence band includes zero at almost all time points, showing evident troughs around $t = 330$ and $t = 460$ though. Figure 2b depicts the estimated time-varying beta. It starts with a positive value that is significantly different from zero and then fluctuates around zero up to $t = 300$. Then, it starts to decrease, and, from $t = 340$ to $t = 610$, it stays below zero, and the confidence band does not include the value zero. From $t = 580$, it starts to increase, and from $t = 630$, fluctuates around zero toward the end of the sample.

6.3.3 Estimates obtained from various values of the bandwidth

To demonstrate that the bandwidth choice has a crucial effect on the kernel-based estimator, we apply kernel regression using various values for bandwidth parameter $h = T^\gamma$, where $\gamma \in \{-0.2, -0.3, -0.4, -0.5\}$. See Figure 3. For both the time-varying alpha and beta,

¹²We also changed the values for $(\mu, \sigma, v_2, \nu_1, \nu_2)$, but the estimates were insensitive to the values of these parameters.

¹³This confidence band is obtained by sequentially calculating the pointwise 95% confidence intervals and is not a uniform 95% confidence band.

the closer to 0 the value of γ , the smoother the estimates. On the other hand, the estimated trajectory exhibits more evident peaks and troughs as γ approaches -1 . As γ approaches 0, the parameter value at each time point is estimated by using a wider range of observations. In particular, the number of observations used for the estimation at each time point is $\lfloor Th \rfloor = 213$ for the case of $h = T^{-1/5}$, while it is $\lfloor Th \rfloor = 28$ for the case of $h = T^{-1/2}$. This results in smoothing out short-term fluctuations in the parameter path and obtaining smoother estimates.

7 Conclusion

We considered the estimation in linear models with time-varying parameters, where the time-varying parameters are allowed to have a wide range of smoothness. To do this, we set up a general framework in which the smoothness of the nonparametric time-varying parameter is quantified by a single parameter α . We showed that the kernel-based estimator can consistently estimate many important time-varying parameter models, including continuously differentiable functions, the rescaled random walk, abrupt structural breaks, the threshold regression model, and their mixtures. Our analysis revealed that a trade-off between efficiency and robustness is inherent in the kernel-based estimation, and the choice of the bandwidth determines the balance between them. Within a textbook framework where the (infinite-dimensional) parameter of interest is continuously differentiable, the role of the bandwidth pertaining to the bias-variance trade-off has been repeatedly emphasized. When the parameter is possibly nondifferentiable, as often assumed in the time series setting, the bandwidth determines the rate of convergence and the size of the class of time-varying parameters that can be estimated, between which a trade-off does exist.

Using this result, we demonstrated through theoretical and numerical analyses that the kernel-based estimation delivers invalid inference if an improper bandwidth is selected. In particular, a conventional $T^{-1/5}$ -rate bandwidth yields misleading inference in the case of nondifferentiable time-varying parameters such as the random walk. Another important implication from our result is that abrupt breaks of certain magnitudes cause bias in the kernel-based estimation. We provided some guide on how to select the bandwidth in empirical studies. Our empirical application showed that the kernel-based estimator with a $T^{-1/2}$ -rate bandwidth can capture the random-walk type dynamics in time-varying parameters.

References

- Andrews, D. W. K. (1993) Tests for Parameter Instability and Structural Change With Unknown Change Point. *Econometrica*, 61 (4), 821–856.
- Ang, A. and J. Chen (2007) CAPM over the Long Run: 1926–2001. *Journal of Empirical Finance*, 14 (1), 1–40.
- Ang, A. and D. Kristensen (2012) Testing Conditional Factor Models. *Journal of Financial Economics*, 106 (1), 132–156.
- Bai, J. (1997) Estimation of a Change Point in Multiple Regression Models. *The Review of Economics and Statistics*, 79 (4), 551–563.
- Bai, J. and P. Perron (1998) Estimating and Testing Linear Models with Multiple Structural Changes. *Econometrica*, 66 (1), 47–78.
- Cai, Z. (2007) Trending Time-Varying Coefficient Time Series Models with Serially Correlated Errors. *Journal of Econometrics*, 136 (1), 163–188.
- Casini, A. and P. Perron (2018) Structural Breaks in Time Series. May.
- Chen, B. and Y. Hong (2012) Testing for Smooth Structural Changes in Time Series Models via Nonparametric Regression. *Econometrica*, 80 (3), 1157–1183.
- Cogley, T. and T. J. Sargent (2005) Drifts and Volatilities: Monetary Policies and Outcomes in the Post WWII US. *Review of Economic Dynamics*, 8 (2), 262–302.
- Davidson, J. (1994) *Stochastic Limit Theory: An Introduction for Econometricians* Oxford University Press.
- Fama, E. F. and K. R. French (2006) The Value Premium and the CAPM. *The Journal of Finance*, 61 (5), 2163–2185.
- Friedrich, M. and Y. Lin (2022) Sieve Bootstrap Inference for Linear Time-Varying Coefficient Models. *Journal of Econometrics*.
- Georgiev, I., D. I. Harvey, S. J. Leybourne, and A. M. R. Taylor (2018) Testing for Parameter Instability in Predictive Regression Models. *Journal of Econometrics*, 204 (1), 101–118.
- Ghysels, E. (1998) On Stable Factor Structures in the Pricing of Risk: Do Time-Varying Betas Help or Hurt? *The Journal of Finance*, 53 (2), 549–573.

- Giraitis, L., G. Kapetanios, and T. Yates (2014) Inference on Stochastic Time-Varying Coefficient Models. *Journal of Econometrics*, 179 (1), 46–65.
- Giraitis, L., G. Kapetanios, and M. Marcellino (2021) Time-Varying Instrumental Variable Estimation. *Journal of Econometrics*, 224 (2), 394–415.
- Guo, H., C. Wu, and Y. Yu (2017) Time-Varying Beta and the Value Premium. *The Journal of Financial and Quantitative Analysis*, 52 (4), 1551–1576.
- Hansen, B. E. (2000) Sample Splitting and Threshold Estimation. *Econometrica*, 68 (3), 575–603.
- Helske, J. (2023) Walker: Bayesian Generalized Linear Models with Time-Varying Coefficients.
- Inoue, A., L. Jin, and B. Rossi (2017) Rolling Window Selection for Out-of-Sample Forecasting with Time-Varying Parameters. *Journal of Econometrics*, 196 (1), 55–67.
- Kristensen, D. (2012) Non-Parametric Detection and Estimation of Structural Change. *The Econometrics Journal*, 15 (3), 420–461.
- Lewellen, J. and S. Nagel (2006) The Conditional CAPM Does Not Explain Asset-Pricing Anomalies. *Journal of Financial Economics*, 82 (2), 289–314.
- Li, Y., L. Su, and Y. Xu (2015) A Combined Approach to the Inference of Conditional Factor Models. *Journal of Business & Economic Statistics*, 33 (2), 203–220.
- Li, Y. and L. Yang (2011) Testing Conditional Factor Models: A Nonparametric Approach. *Journal of Empirical Finance*, 18 (5), 972–992.
- Müller, U. K. and P.-E. Petalas (2010) Efficient Estimation of the Parameter Path in Unstable Time Series Models. *The Review of Economic Studies*, 77 (4), 1508–1539.
- Nyblom, J. (1989) Testing for the Constancy of Parameters Over Time. *Journal of the American Statistical Association*, 84 (405), 223–230.
- Pesaran, M. H., A. Pick, and M. Pranovich (2013) Optimal Forecasts in the Presence of Structural Breaks. *Journal of Econometrics*, 177 (2), 134–152.
- Pesaran, M. H. and A. Timmermann (2007) Selection of Estimation Window in the Presence of Breaks. *Journal of Econometrics*, 137 (1), 134–161.

- Robinson, P. M. (1989) Nonparametric Estimation of Time-Varying Parameters. in Hackl, P. ed. *Statistical Analysis and Forecasting of Economic Structural Change*, 253–264, Berlin, Heidelberg Springer.
- Sun, Y., Y. Hong, S. Wang, and X. Zhang (2023) Penalized Time-Varying Model Averaging. *Journal of Econometrics*, 235 (2), 1355–1377.
- Zhang, T. and W. B. Wu (2012) Inference of Time-Varying Regression Models. *The Annals of Statistics*, 40 (3), 1376–1402.

Table 1: Mean MSE and coverage rate (CR) when ε_t is i.i.d.

γ	MSE				CR ($t = 0.5T$)				
	T				T				
	100	200	400	800	100	200	400	800	
(i)	-0.2	0.069	0.055	0.043	0.036	0.626	0.538	0.461	0.395
	-0.33	0.056	0.039	0.027	0.019	0.777	0.746	0.734	0.709
	-0.5	0.073	0.048	0.032	0.022	0.850	0.853	0.874	0.899
	-0.55	0.087	0.058	0.040	0.028	0.842	0.876	0.886	0.914
	-0.6	0.107	0.074	0.053	0.038	0.837	0.866	0.884	0.910
	-0.7	0.198	0.138	0.103	0.077	0.792	0.835	0.848	0.872
(ii)	-0.2	0.070	0.054	0.044	0.036	0.628	0.553	0.460	0.373
	-0.33	0.056	0.039	0.027	0.020	0.790	0.771	0.736	0.696
	-0.5	0.073	0.048	0.032	0.022	0.853	0.865	0.877	0.906
	-0.55	0.087	0.058	0.040	0.028	0.852	0.874	0.881	0.906
	-0.6	0.107	0.074	0.053	0.038	0.843	0.875	0.882	0.903
	-0.7	0.198	0.138	0.103	0.077	0.791	0.828	0.850	0.865

Note: $\beta_{T,t} = T^{-1/2} \sum_{i=1}^T v_i$, where $v_i \sim$ i.i.d. $N(0, 1)$ for case (i) and v_i is log-normally distributed with $\mu = 0$, $\sigma = 1$ for case (ii). $\hat{\beta}_t$ is calculated using bandwidth parameter $h = T^\gamma$.

Table 2: Mean MSE and coverage rate (CR) when ε_t is GARCH

γ	MSE				CR ($t = 0.5T$)				
	T				T				
	100	200	400	800	100	200	400	800	
(i)	-0.2	0.070	0.054	0.043	0.036	0.603	0.529	0.460	0.394
	-0.33	0.057	0.039	0.027	0.019	0.753	0.736	0.727	0.702
	-0.5	0.074	0.048	0.032	0.022	0.847	0.866	0.886	0.900
	-0.55	0.090	0.059	0.040	0.028	0.847	0.878	0.893	0.912
	-0.6	0.111	0.075	0.053	0.038	0.844	0.878	0.889	0.918
	-0.7	0.206	0.141	0.104	0.077	0.819	0.855	0.868	0.890
(ii)	-0.2	0.070	0.054	0.044	0.036	0.604	0.525	0.459	0.376
	-0.33	0.057	0.039	0.027	0.019	0.770	0.759	0.725	0.695
	-0.5	0.074	0.048	0.032	0.022	0.862	0.874	0.881	0.903
	-0.55	0.089	0.059	0.040	0.028	0.858	0.879	0.892	0.906
	-0.6	0.111	0.075	0.053	0.038	0.855	0.885	0.887	0.909
	-0.7	0.206	0.141	0.104	0.077	0.815	0.850	0.863	0.884

Note: $\beta_{T,t} = T^{-1/2} \sum_{i=1}^T v_i$, where $v_i \sim$ i.i.d. $N(0,1)$ for case (i) and v_i is log-normally distributed with $\mu = 0$, $\sigma = 1$ for case (ii). $\hat{\beta}_t$ is calculated using bandwidth parameter $h = T^\gamma$.

Table 3: MSE and coverage rate when ε_t is i.i.d

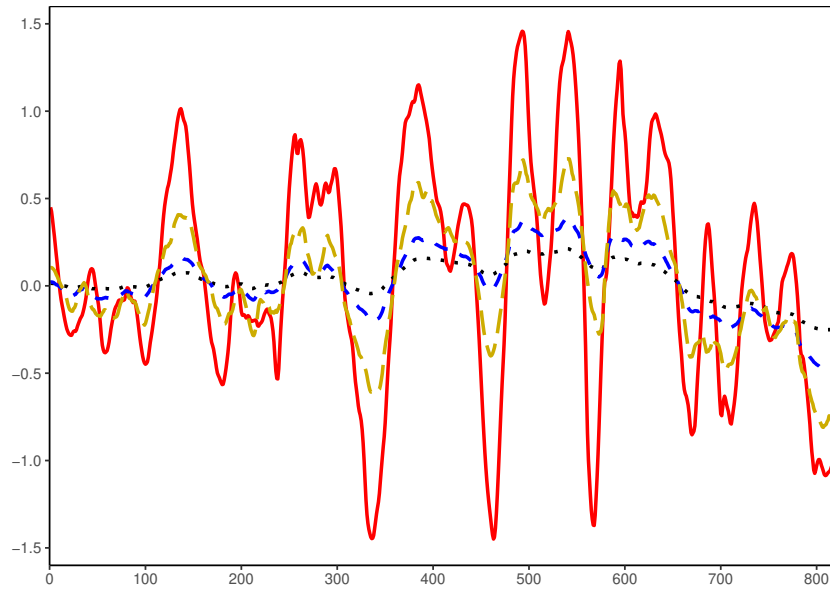
α	MSE					Coverage Rate						
	τ	0.4	0.45	0.5	0.55	0.6	τ	0.4	0.45	0.5	0.55	0.6
(i)	0.1	0.07	0.11	0.44	0.16	0.07	0.84	0.80	0.36	0.72	0.85	
	0.2	0.07	0.08	0.22	0.10	0.07	0.84	0.82	0.54	0.77	0.84	
	0.3	0.07	0.07	0.13	0.08	0.07	0.83	0.84	0.69	0.80	0.84	
	0.4	0.07	0.07	0.09	0.07	0.07	0.83	0.84	0.77	0.81	0.83	
(ii)	0.1	0.04	0.05	0.39	0.06	0.05	0.86	0.86	0.30	0.83	0.85	
	0.2	0.04	0.04	0.17	0.05	0.05	0.86	0.86	0.52	0.84	0.85	
	0.3	0.04	0.04	0.09	0.05	0.05	0.86	0.87	0.70	0.85	0.85	
	0.4	0.04	0.04	0.06	0.05	0.05	0.86	0.87	0.79	0.85	0.85	
(iii)	0.1	0.03	0.03	0.33	0.03	0.03	0.87	0.87	0.21	0.88	0.86	
	0.2	0.03	0.03	0.12	0.03	0.03	0.87	0.86	0.51	0.87	0.86	
	0.3	0.03	0.03	0.06	0.03	0.03	0.87	0.86	0.74	0.87	0.86	
	0.4	0.03	0.03	0.04	0.03	0.03	0.87	0.86	0.82	0.87	0.86	
(iv)	0.1	0.02	0.02	0.29	0.02	0.02	0.88	0.89	0.13	0.87	0.88	
	0.2	0.02	0.02	0.09	0.02	0.02	0.88	0.89	0.48	0.87	0.88	
	0.3	0.02	0.02	0.04	0.02	0.02	0.88	0.89	0.75	0.87	0.88	
	0.4	0.02	0.02	0.03	0.02	0.02	0.88	0.89	0.85	0.87	0.88	

Note: $\beta_{T,t} = \mu_{T,t} + T^{-1/2} \sum_{i=1}^t v_i$, where $\mu_{T,t} = 0$ for $t \leq 0.5T$ and $\mu_{T,t} = 2/T^\alpha$ for $t > 0.5T$, and $v_i \sim \text{i.i.d. } N(0, 1)$. $\beta_{T,t}$ with $t = \tau T$ is estimated using bandwidth $h = T^{-0.5}$. The sample size is $T = 100$ for case (i), $T = 200$ for case (ii), $T = 400$ for case (iii), and $T = 800$ for case (iv).

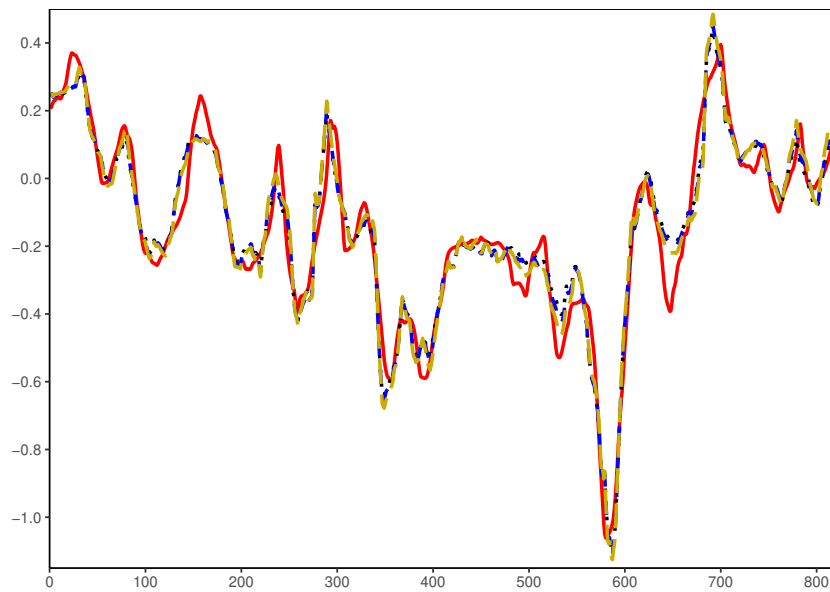
Table 4: MSE and coverage rate when ε_t is GARCH

α	MSE					Coverage Rate						
	τ	0.4	0.45	0.5	0.55	0.6	τ	0.4	0.45	0.5	0.55	0.6
(i)	0.1	0.07	0.11	0.44	0.15	0.06	0.82	0.77	0.32	0.68	0.84	
	0.2	0.07	0.09	0.22	0.10	0.06	0.81	0.79	0.48	0.74	0.82	
	0.3	0.07	0.08	0.13	0.08	0.06	0.80	0.80	0.63	0.79	0.82	
	0.4	0.07	0.07	0.09	0.07	0.06	0.80	0.81	0.73	0.79	0.82	
(ii)	0.1	0.05	0.05	0.40	0.06	0.04	0.84	0.85	0.26	0.82	0.84	
	0.2	0.05	0.04	0.17	0.05	0.04	0.84	0.84	0.46	0.83	0.84	
	0.3	0.05	0.04	0.09	0.05	0.04	0.84	0.84	0.65	0.83	0.84	
	0.4	0.05	0.04	0.07	0.05	0.04	0.84	0.85	0.75	0.83	0.84	
(iii)	0.1	0.03	0.03	0.34	0.03	0.03	0.84	0.86	0.18	0.87	0.85	
	0.2	0.03	0.03	0.13	0.03	0.03	0.84	0.85	0.44	0.86	0.85	
	0.3	0.03	0.03	0.06	0.03	0.03	0.84	0.85	0.68	0.86	0.85	
	0.4	0.03	0.03	0.04	0.03	0.03	0.84	0.85	0.79	0.86	0.85	
(iv)	0.1	0.02	0.02	0.29	0.02	0.02	0.86	0.88	0.12	0.86	0.86	
	0.2	0.02	0.02	0.09	0.02	0.02	0.86	0.88	0.41	0.86	0.86	
	0.3	0.02	0.02	0.04	0.02	0.02	0.86	0.88	0.69	0.86	0.86	
	0.4	0.02	0.02	0.02	0.02	0.02	0.86	0.88	0.82	0.86	0.86	

Note: $\beta_{T,t} = \mu_{T,t} + T^{-1/2} \sum_{i=1}^t v_i$, where $\mu_{T,t} = 0$ for $t \leq 0.5T$ and $\mu_{T,t} = 2/T^\alpha$ for $t > 0.5T$, and $v_i \sim$ i.i.d. $N(0, 1)$. $\beta_{T,t}$ with $t = \tau T$ is estimated using bandwidth $h = T^{-0.5}$. The sample size is $T = 100$ for case (i), $T = 200$ for case (ii), $T = 400$ for case (iii), and $T = 800$ for case (iv).



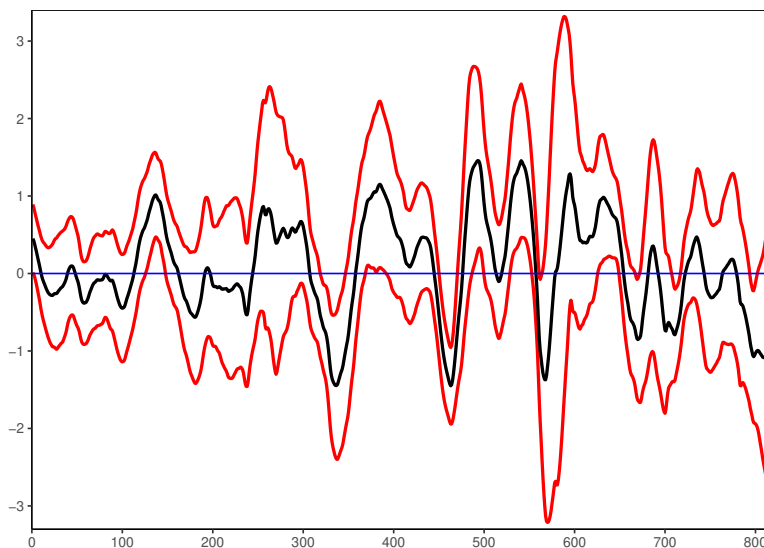
(a) Plot of the time-varying alpha



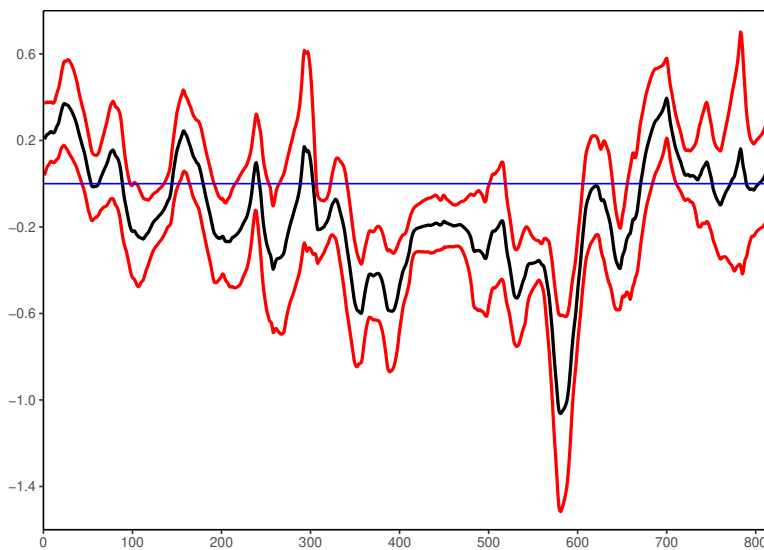
(b) Plot of the time-varying beta

Figure 1: Estimates from the kernel method with $h = \hat{c}T^{-1/2}$ and Bayesian method (posterior means) for V-G

—: Kernel, ····: Bayesian ($v_1 = 1$), - - -: Bayesian ($v_1 = 2$), - · - : Bayesian ($v_1 = 4$)



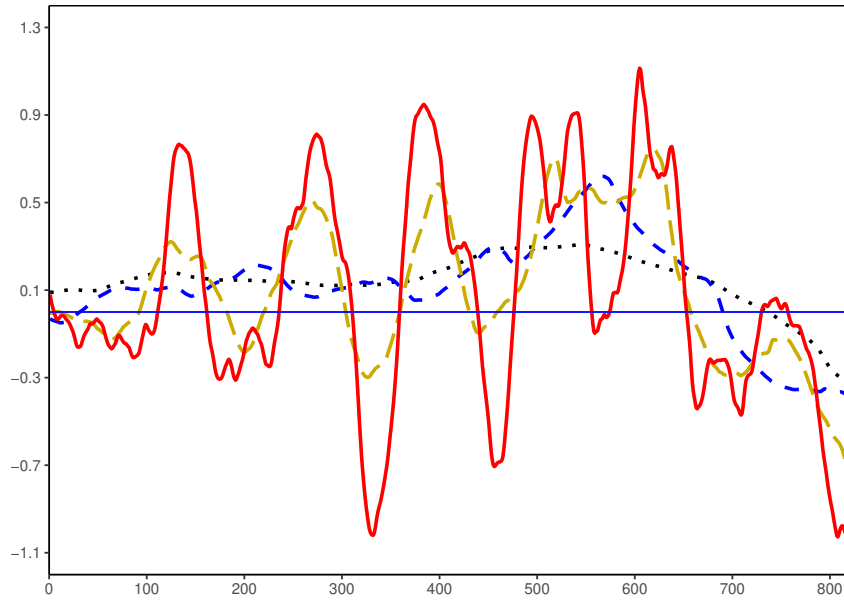
(a) Plot of the time-varying alpha



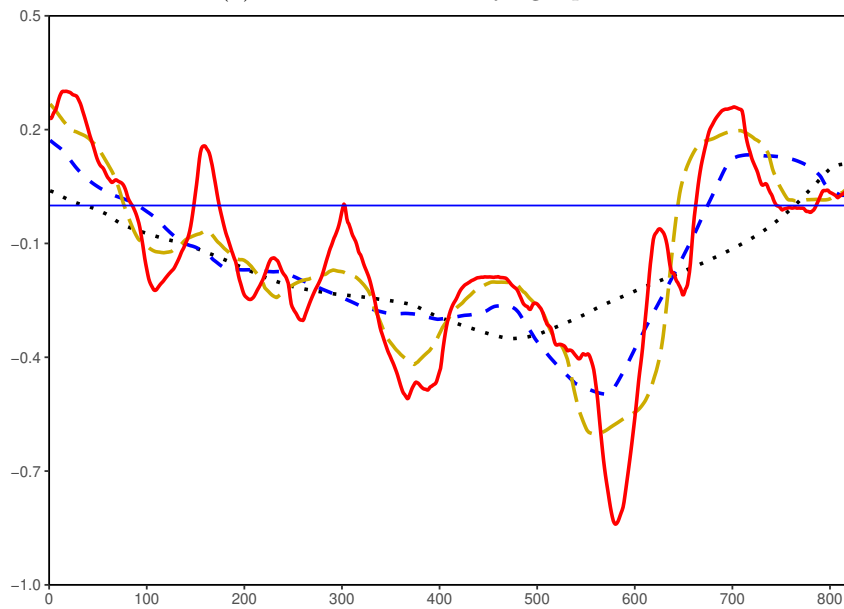
(b) Plot of the time-varying beta

Figure 2: Estimates and 95% confidence band from the kernel-based method ($h = \hat{c}T^{-1/2}$) for V-G

(Horizontal lines in (a) and (b) indicate the value zero.)



(a) Plot of the time-varying alpha



(b) Plot of the time-varying beta

Figure 3: Kernel-based estimates obtained from $h = T^\gamma$ for V-G
(Horizontal lines in (a) and (b) indicate the value zero.)

.....: $\gamma = -0.2$, - - -: $\gamma = -0.3$, - . - : $\gamma = -0.4$, - : $\gamma = -0.5$

Appendix to “Estimating Time-Varying Parameters of Various Smoothness in Linear Models via Kernel Regression” by M. Nishi

Throughout the Appendix, $C > 0$ is a generic constant that may vary across lines.

Appendix A: Proofs of the Main Results

Lemma A.1. Under Assumptions 1 and 2, for each $t = \lfloor Tr \rfloor$, $r \in (0, 1)$, we have $(1/Th) \sum_{i=1}^T K((t-i)/Th) x_i x'_i \xrightarrow{p} \Omega(r)$, where $\Omega(r) = \lim_{T \rightarrow \infty} (1/Th) \sum_{i=1}^T K((t-i)/Th) E[x_i x'_i]$.

Proof. Decompose $(1/Th) \sum_{i=1}^T K((t-i)/Th) x_i x'_i$ as

$$\begin{aligned} \frac{1}{Th} \sum_{i=1}^T K\left(\frac{t-i}{Th}\right) x_i x'_i &= \frac{1}{Th} \sum_{i=1}^T K\left(\frac{t-i}{Th}\right) E[x_i x'_i] + \frac{1}{Th} \sum_{i=1}^T K\left(\frac{t-i}{Th}\right) (x_i x'_i - E[x_i x'_i]) \\ &=: A_{T,1} + A_{T,2}. \end{aligned}$$

Because $A_{T,1} \rightarrow \Omega(r)$ by Assumption 1(c), it suffices to show $A_{T,2} = o_p(1)$. Following the argument of Example 17.17 of Davidson (1994), we can show that $\{K((t-i)/Th)(x_i x'_i - E[x_i x'_i])\}_i$ is an L_r -bounded ($r > 2$), mean-zero L_2 -NED triangular array under Assumptions 1(a) and 2, and thus it is a uniformly integrable L_2 -mixingale (see Andrews, 1988). This result allows us to apply the law of large numbers (see Andrews (1988), p.464) and obtain

$$\begin{aligned} A_{T,2} &= \frac{1}{Th} \sum_{i=0}^{\lfloor Th \rfloor} K\left(\frac{i}{Th}\right) (x_{t-i} x'_{t-i} - E[x_{t-i} x'_{t-i}]) + \frac{1}{Th} \sum_{i=1}^{\lfloor Th \rfloor} K\left(\frac{-i}{Th}\right) (x_{t+i} x'_{t+i} - E[x_{t+i} x'_{t+i}]) \\ &\xrightarrow{p} 0, \end{aligned}$$

which, together with $A_{T,1} \rightarrow \Omega(r)$, shows that $(1/Th) \sum_{i=1}^T K((t-i)/Th) x_i x'_i \xrightarrow{p} \Omega(r)$. \square

Lemma A.2. Under Assumptions 1 and 2, for each $t = \lfloor Tr \rfloor$, $r \in (0, 1)$, we have

$$\left\| \sum_{i=1}^T K\left(\frac{t-i}{Th}\right) x_i x'_i (\beta_{T,i} - \beta_{T,t}) \right\| = \begin{cases} O_p(Th^{1+\alpha}) & \text{if } \beta_{T,t} \text{ satisfies Definition 1(a)} \\ O_p(T^{1-\alpha}h) & \text{if } \beta_{T,t} \text{ satisfies Definition 1(b)} \end{cases}.$$

Proof. First, we have

$$\begin{aligned}
\left\| \sum_{i=1}^T K\left(\frac{t-i}{Th}\right) x_i x'_i (\beta_{T,i} - \beta_{T,t}) \right\| &= \left\| \sum_{i=t-[Th]}^{t+[Th]} K\left(\frac{t-i}{Th}\right) x_i x'_i (\beta_{T,i} - \beta_{T,t}) \right\| \\
&\leq \max_{t-[Th] \leq i \leq t+[Th]} \|\beta_{T,i} - \beta_{T,t}\| \\
&\quad \times \sum_{i=t-[Th]}^{t+[Th]} K\left(\frac{t-i}{Th}\right) \|x_i x'_i\|, \tag{A.1}
\end{aligned}$$

because the support of K is $[-1, 1]$ under Assumption 2. Note that

$$\sum_{i=t-[Th]}^{t+[Th]} K\left(\frac{t-i}{Th}\right) \|x_i x'_i\| = O_p(Th), \tag{A.2}$$

because

$$\begin{aligned}
E \left[\sum_{i=t-[Th]}^{t+[Th]} K\left(\frac{t-i}{Th}\right) \|x_i x'_i\| \right] &\leq \max_i E[\|x_i x'_i\|] \sum_{i=t-[Th]}^{t+[Th]} K\left(\frac{t-i}{Th}\right) \\
&\leq \sup_t E[\|x_t\|^2] \times Th \times \frac{1}{Th} \sum_{i=-[Th]}^{[Th]} K\left(\frac{i}{Th}\right) \\
&= O(1) \times Th \sum_{i=-[Th]}^{[Th]} \int_{(i-1)/Th}^{i/Th} K\left(\frac{i}{Th}\right) dr \\
&= O(1) \times Th \sum_{i=-[Th]}^{[Th]} \int_{(i-1)/Th}^{i/Th} \left\{ K\left(\frac{i}{Th}\right) - K(r) + K(r) \right\} dr \\
&= O(1) \times Th \left(\int_{-[Th]/Th}^{[Th]/Th} K(r) dr + O(1/Th) \right) = O(Th),
\end{aligned}$$

because $\sup_t E[\|x_t\|^2] < \infty$ under Assumption 1, K is Lipschitz continuous and $\int_{-1}^1 K(x) dx = 1$ under Assumption 2. We also have

$$\max_{t-[Th] \leq i \leq t+[Th]} \|\beta_{T,i} - \beta_{T,t}\| = \begin{cases} O_p(h^\alpha) & \text{if } \beta_{T,t} \text{ satisfies Definition 1(a)} \\ O_p(T^{-\alpha}) & \text{if } \beta_{T,t} \text{ satisfies Definition 1(b)} \end{cases}. \tag{A.3}$$

Substituting (A.2) and (A.3) into (A.1), we deduce

$$\left\| \sum_{i=1}^T K\left(\frac{t-i}{Th}\right) x_i x_i' (\beta_{T,i} - \beta_{T,t}) \right\| = \begin{cases} O_p(Th^{1+\alpha}) & \text{if } \beta_{T,t} \text{ satisfies Definition 1(a)} \\ O_p(T^{1-\alpha}h) & \text{if } \beta_{T,t} \text{ satisfies Definition 1(b)} \end{cases}.$$

□

Lemma A.3. Under Assumptions 1 and 2, for each $t = \lfloor Tr \rfloor$, $r \in (0, 1)$, we have

$$\frac{1}{\sqrt{Th}} \sum_{i=1}^T K\left(\frac{t-i}{Th}\right) x_i \varepsilon_i \xrightarrow{d} N(0, \Sigma(r)).$$

Proof. To prove this result, we use the Cramer-Wold device. Define $z_{T,i}^* := \lambda' K((t-i)/Th) x_i \varepsilon_i$, where $\lambda \neq 0$ is any nonzero $p \times 1$ vector, $\sigma_T^2 := \text{Var}(\sum_{i=1}^T z_{T,i}^*)$, and $z_{T,i} := z_{T,i}^*/\sigma_T$. Note that $\sigma_T^2/Th \rightarrow \lambda' \Sigma(r) \lambda > 0$ by Assumption 1(c). Moreover, define positive constant array $\{c_{T,i}\}$ as

$$c_{T,i} = \begin{cases} \max\left\{\sqrt{\text{Var}(z_{T,i}^*)}, 1\right\}/\sigma_T & \text{for } i \in [t - \lfloor Th \rfloor, t + \lfloor Th \rfloor] \\ 1/\sqrt{T} & \text{otherwise} \end{cases}.$$

To show Lemma A.3, we rely on Theorem 2 of de Jong (1997), which requires that the following conditions hold for $\{z_{T,i}, c_{T,i}\}$:

- (i) $z_{T,i}$ has mean zero, and $\text{Var}(\sum_{i=1}^T z_{T,i}) = 1$.
- (ii) $z_{T,i}/c_{T,i}$ is L_r -bounded for some $r > 2$ uniformly in i and T .
- (iii) $z_{T,i}$ is L_2 -NED of size $-1/2$ on an α -mixing array of size $-r/(r-2)$, with respect to some constants $d_{T,i}$. Moreover, $d_{T,i}/c_{T,i}$ is bounded uniformly in i and T .
- (iv) Let b_T be a positive non-decreasing integer-valued sequence such that $b_T \leq T$, $b_T \rightarrow \infty$, and $b_T/T \rightarrow 0$ as $T \rightarrow \infty$. Also let $r_T := \lfloor T/b_T \rfloor$. Define $M_{T,j} := \max_{(j-1)b_T+1 \leq i \leq j b_T} c_{T,i}$, $j = 1, \dots, r_T$, and $M_{T,r_T+1} := \max_{r_T b_T+1 \leq i \leq T} c_{T,i}$. Then, we have $\max_{1 \leq j \leq r_T+1} M_{T,j} = o(b_T^{-1/2})$ and $\sum_{j=1}^{r_T} M_{T,j}^2 = O(b_T^{-1})$.

Conditions (i)-(iv) imply that $\sum_{i=1}^T z_{T,i} \xrightarrow{d} N(0, 1)$. We show that the above four conditions hold.

(i) This condition trivially follows from Assumption 1(b) and the definition of $z_{T,i}$.

(ii) Noting that $z_{T,i}^* = 0$ for $i < t - \lfloor Th \rfloor$ and $i > t + \lfloor Th \rfloor$, we have

$$z_{T,i}/c_{T,i} = \begin{cases} z_{T,i}^*/\max\left\{\sqrt{\text{Var}(z_{T,i}^*)}, 1\right\} & \text{for } i \in [t - \lfloor Th \rfloor, t + \lfloor Th \rfloor] \\ 0 & \text{otherwise} \end{cases}. \quad (\text{A.4})$$

Because (x'_i, ε_i) is uniformly L_{2r} -bounded for $r > 2$ by Assumption 1(a), $z_{T,i}^*$ is L_r -bounded uniformly in i and T since kernel $K(\cdot)$ is bounded. This implies that $z_{T,i}/c_{T,i}$ is also L_r -bounded uniformly in i and T in view of (A.4).

(iii) Note that (x'_i, ε_i) is L_{2r} -bounded and L_2 -NED of size $-(r-1)/(r-2)$ on an α -mixing sequence of size $-r/(r-2)$. Thus, following the argument of Example 17.17 of Davidson (1994), we can show that $z_{T,i}$ is L_2 -NED of size $-1/2$ on the same α -mixing sequence, with respect to positive constant array $d_{T,i}$ satisfying

$$\sup_{t-\lfloor Th \rfloor \leq i \leq t+\lfloor Th \rfloor} d_{T,i} \leq \frac{C}{\sigma_T} = O\left(\frac{1}{\sqrt{Th}}\right),$$

for some positive constant $C < \infty$ independent of T , and $d_{T,i} = 0$ for $i \notin [t - \lfloor Th \rfloor, t + \lfloor Th \rfloor]$. This follows from the fact that $z_{T,i}^*$ is L_2 -NED of size $-1/2$ with respect to some positive constant array $d_{T,i}^*$ satisfying $\sup_{T,i} d_{T,i}^* < \infty$ under Assumption 1(a), $\sigma_T^2/Th \rightarrow \lambda' \Sigma(r) \lambda > 0$ as $T \rightarrow \infty$, and $K((t-i)/Th) = 0$ for $i < t - \lfloor Th \rfloor$ and $i > t + \lfloor Th \rfloor$. This implies that $d_{T,i}/c_{T,i}$ is bounded uniformly in i and T .

(iv) Let $b_T = \sqrt{Th}$. Then, by the definition of $c_{T,i}$ and the fact that $\sigma_T/\sqrt{Th} \geq C > 0$ for sufficiently large T and $\text{Var}(z_{T,i}^*) < \infty$ uniformly in i and T by Assumption 1(a), we get

$$\max_{1 \leq j \leq r_{T+1}} M_{T,j} = O((Th)^{-1/2}) = o(b_T^{-1/2}).$$

Furthermore, letting $j_1 := \lfloor (t - \lfloor Th \rfloor)/b_T \rfloor$ and $j_2 := \lfloor (t + \lfloor Th \rfloor)/b_T \rfloor$, we obtain

$$\begin{aligned} \sum_{j=1}^{r_T} M_{T,j}^2 &= \sum_{j=1}^{j_1} M_{T,j}^2 + \sum_{j=j_1+1}^{j_2} M_{T,j}^2 + \sum_{j=j_2+1}^{r_T} M_{T,j}^2 \\ &= \frac{j_1}{T} + O\left(\frac{j_2 - j_1}{Th}\right) + \frac{r_T - j_2}{T} = O(b_T^{-1}). \end{aligned}$$

Now that conditions (i)-(iv) are shown to hold, we obtain

$$\sum_{i=1}^T z_{T,i} = \lambda' \sum_{i=1}^T K\left(\frac{t-i}{Th}\right) x_i \varepsilon_i / \sigma_T \xrightarrow{d} N(0, 1).$$

Moreover, we have

$$\frac{1}{Th} \sigma_T^2 = \frac{1}{Th} \lambda' \text{Var} \left(\sum_{i=1}^T K\left(\frac{t-i}{Th}\right) x_i \varepsilon_i \right) \lambda \rightarrow \lambda' \Sigma(r) \lambda > 0,$$

by Assumption 1(c). This implies that

$$\lambda' \frac{1}{\sqrt{Th}} \sum_{i=1}^T K\left(\frac{t-i}{Th}\right) x_i \varepsilon_i \xrightarrow{d} N(0, \lambda' \Sigma(r) \lambda).$$

By the Cramer-Wold device, we deduce

$$\frac{1}{\sqrt{Th}} \sum_{i=1}^T K\left(\frac{t-i}{Th}\right) x_i \varepsilon_i \xrightarrow{d} N(0, \Sigma(r)).$$

□

Proof of Theorem 1. Since

$$\begin{aligned} \hat{\beta}_t &= \left(\frac{1}{Th} \sum_{i=1}^T K\left(\frac{t-i}{Th}\right) x_i x_i' \right)^{-1} \frac{1}{Th} \sum_{i=1}^T K\left(\frac{t-i}{Th}\right) x_i x_i' \beta_{T,i} \\ &\quad + \left(\frac{1}{Th} \sum_{i=1}^T K\left(\frac{t-i}{Th}\right) x_i x_i' \right)^{-1} \frac{1}{Th} \sum_{i=1}^T K\left(\frac{t-i}{Th}\right) x_i \varepsilon_i, \end{aligned}$$

we have

$$\sqrt{Th}(\hat{\beta}_t - \beta_{T,t} - R_{T,t}) = \left(\frac{1}{Th} \sum_{i=1}^T K\left(\frac{t-i}{Th}\right) x_i x_i' \right)^{-1} \frac{1}{\sqrt{Th}} \sum_{i=1}^T K\left(\frac{t-i}{Th}\right) x_i \varepsilon_i, \quad (\text{A.5})$$

where $R_{T,t} := \left(\frac{1}{Th} \sum_{i=1}^T K\left(\frac{t-i}{Th}\right) x_i x_i' \right)^{-1} \frac{1}{Th} \sum_{i=1}^T K\left(\frac{t-i}{Th}\right) x_i x_i' (\beta_{T,i} - \beta_{T,t})$. It follows from

Lemmas A.1 and A.3 that

$$\begin{aligned} \left(\frac{1}{Th} \sum_{i=1}^T K\left(\frac{t-i}{Th}\right) x_i x_i' \right)^{-1} \frac{1}{\sqrt{Th}} \sum_{i=1}^T K\left(\frac{t-i}{Th}\right) x_i \varepsilon_i &\xrightarrow{d} \Omega(r)^{-1} \times N(0, \Sigma(r)) \\ &= N(0, \Omega(r)^{-1} \Sigma(r) \Omega(r)^{-1}). \end{aligned}$$

The bias term, $R_{T,t}$, satisfies

$$R_{T,t} = \begin{cases} O_p(h^\alpha) & \text{if } \beta_{T,t} \text{ satisfies Definition 1(a)} \\ O_p(T^{-\alpha}) & \text{if } \beta_{T,t} \text{ satisfies Definition 1(b)} \end{cases},$$

by Lemmas A.1 and A.2.

Set $h = cT^\gamma$ for some $c > 0$ and $\gamma \in (-1, 0)$. Because $\sqrt{Th}R_{T,t} = O_p(T^{1/2+\gamma(1/2+\alpha)})$ for the type-a TVP(α) case and $\sqrt{Th}R_{T,t} = O_p(T^{1/2-\alpha+\gamma/2})$ for the type-b TVP(α) case, $\sqrt{Th}R_{T,t} = o_p(1)$ if

$$\gamma \in \begin{cases} (-1, -\frac{1}{2\alpha+1}) & \text{if } \beta_{T,t} \text{ satisfies Definition 1(a)} \\ (-1, 2\alpha - 1) \cap (-1, 0) & \text{if } \beta_{T,t} \text{ satisfies Definition 1(b)} \end{cases},$$

under which choice we obtain

$$\begin{aligned} \sqrt{cT^{1+\gamma}}(\hat{\beta}_t - \beta_{T,t}) &= \left(\frac{1}{Th} \sum_{i=1}^T K\left(\frac{t-i}{Th}\right) x_i x_i' \right)^{-1} \frac{1}{\sqrt{Th}} \sum_{i=1}^T K\left(\frac{t-i}{Th}\right) x_i \varepsilon_i + o_p(1) \\ &\xrightarrow{d} N(0, \Omega(r)^{-1} \Sigma(r) \Omega(r)^{-1}). \end{aligned}$$

□

Proof of Corollary 1. We show that Assumption 1(c) holds with $\Omega(r) = \Omega = E[x_1 x_1']$ and $\Sigma(r) = \Sigma = \int_{-1}^1 K(x)^2 dx E[\varepsilon_1^2 x_1 x_1']$ under Assumptions 1(a)-(b) and 2 and covariance-stationarity.

First, we show $(1/Th) \sum_{i=1}^T K((t-i)/Th) E[x_i x_i'] \rightarrow \Omega = E[x_1 x_1']$. By the covariance-

stationarity of x_i and Assumption 2, we have

$$\begin{aligned}
\frac{1}{Th} \sum_{i=1}^T K\left(\frac{t-i}{Th}\right) E[x_i x'_i] &= E[x_1 x'_1] \frac{1}{Th} \sum_{i=-\lfloor Th \rfloor}^{\lfloor Th \rfloor} K\left(\frac{i}{Th}\right) \\
&= E[x_1 x'_1] \int_{-\lfloor Th \rfloor/Th}^{\lfloor Th \rfloor/Th} K(r) dr + O(1/Th) \\
&\rightarrow E[x_1 x'_1] \int_{-1}^1 K(r) dr = E[x_1 x'_1].
\end{aligned}$$

Similarly, noting that $x_t \varepsilon_t$ is serially uncorrelated under Assumption 1(b), we have

$$\begin{aligned}
\text{Var}\left(\frac{1}{\sqrt{Th}} \sum_{i=1}^T K\left(\frac{t-i}{Th}\right) x_i \varepsilon_i\right) &= \frac{1}{Th} \sum_{i=1}^T K\left(\frac{t-i}{Th}\right)^2 E[\varepsilon_1^2 x_1 x'_1] \\
&\rightarrow \int_{-1}^1 K(x)^2 dx E[\varepsilon_1^2 x_1 x'_1],
\end{aligned}$$

since $x_t \varepsilon_t$ is covariance-stationary. □

Define $t_j := t + j$ and

$$\Delta_{t_j} := \frac{1}{Th} \sum_{i=t_j-\lfloor Th \rfloor}^{t_j+\lfloor Th \rfloor} K\left(\frac{t_j-i}{Th}\right) (x_i x'_i - E[x_i x'_i]).$$

Lemma A.4. Under Assumptions 2-4, for each $t = \lfloor Tr \rfloor$, $r \in (0, 1)$, the following results hold:

(i) There exists a constant $C > 0$ such that for sufficiently large T ,

$$\min_{-\lfloor Th \rfloor \leq j \leq \lfloor Th \rfloor} \lambda_{\min} \left(\frac{1}{Th} \sum_{i=t_j-\lfloor Th \rfloor}^{t_j+\lfloor Th \rfloor} K\left(\frac{t_j-i}{Th}\right) E[x_i x'_i] \right) \geq C > 0,$$

where $\lambda_{\min}(\cdot)$ denotes the minimum eigenvalue.

(ii) $\max_{-\lfloor Th \rfloor \leq j \leq \lfloor Th \rfloor} \|\Delta_{t_j}\| = o_p(1)$.

(iii)

$$\max_{-\lfloor Th \rfloor \leq j \leq \lfloor Th \rfloor} \left\| \frac{1}{Th} \sum_{i=t_j - \lfloor Th \rfloor}^{t_j + \lfloor Th \rfloor} K \left(\frac{t_j - i}{Th} \right) x_i \varepsilon_i \right\| = o_p(1).$$

Proof. (i) Note that under Assumptions 2 and 4, for any $\lambda \neq 0$, we have

$$\begin{aligned} \lambda' \left(\frac{1}{Th} \sum_{i=t_j - \lfloor Th \rfloor}^{t_j + \lfloor Th \rfloor} K \left(\frac{t_j - i}{Th} \right) E [x_i x_i'] \right) \lambda &\geq \frac{1}{Th} \sum_{i=t_j - \lfloor Th \rfloor}^{t_j + \lfloor Th \rfloor} K \left(\frac{t_j - i}{Th} \right) \rho \|\lambda\|^2 \\ &= \rho \|\lambda\|^2 (1 + O(1/Th)) \end{aligned}$$

uniformly in j . This implies that there exists some constant $\epsilon \in (0, 1)$ such that for T sufficiently large, uniformly in j ,

$$\lambda_{\min} \left(\frac{1}{Th} \sum_{i=t_j - \lfloor Th \rfloor}^{t_j + \lfloor Th \rfloor} K \left(\frac{t_j - i}{Th} \right) E [x_i x_i'] \right) \geq \rho(1 - \epsilon) > 0.$$

The proof is completed by taking $C = \rho(1 - \epsilon) > 0$.

(ii) It suffices to show

$$\begin{aligned} \max_{-\lfloor Th \rfloor \leq j \leq \lfloor Th \rfloor} \|\Delta_{t_j}\| &= \max_{-\lfloor Th \rfloor \leq j \leq \lfloor Th \rfloor} \left\| \frac{1}{Th} \sum_{i=t_j - \lfloor Th \rfloor}^{t_j + \lfloor Th \rfloor} K \left(\frac{t_j - i}{Th} \right) (x_i x_i' - E [x_i x_i']) \right\| \\ &\leq \max_{-\lfloor Th \rfloor \leq j \leq \lfloor Th \rfloor} \left\| \frac{1}{Th} \sum_{i=t-2\lfloor Th \rfloor}^{t+2\lfloor Th \rfloor} K \left(\frac{t_j - i}{Th} \right) (x_i x_i' - E [x_i x_i']) \right\| \\ &\quad + \max_{-\lfloor Th \rfloor \leq j \leq \lfloor Th \rfloor} \left\| \frac{1}{Th} \sum_{i=t-2\lfloor Th \rfloor}^{t_j - \lfloor Th \rfloor - 1} K \left(\frac{t_j - i}{Th} \right) (x_i x_i' - E [x_i x_i']) \right\| \\ &\quad + \max_{-\lfloor Th \rfloor \leq j \leq \lfloor Th \rfloor} \left\| \frac{1}{Th} \sum_{i=t_j + \lfloor Th \rfloor + 1}^{t+2\lfloor Th \rfloor} K \left(\frac{t_j - i}{Th} \right) (x_i x_i' - E [x_i x_i']) \right\| \\ &= o_p(1). \end{aligned} \tag{A.6}$$

Following the argument of Example 17.17 of Davidson (1994), under Assumption 3, $\{K((t_j - i)/Th)(x_i x_i' - E[x_i x_i'])/Th\}$ is an L_r -bounded ($r > 2$), zero-mean L_2 -NED triangu-

lar array of size -1 on an α -mixing sequence of size $-2r/(r-2)$. By Theorem 17.5 of Davidson (1994), this array is an L_2 -mixingale of size -1 with constants $c_i \leq C \max\{\sup_i E[\|x_i\|^{2r}]^{1/r}, \sup_i d_i\}/Th = O(1/Th)$ uniformly in i . Therefore, Lemma 2 of Hansen (1991) can be applied to obtain

$$\begin{aligned} & E \left[\max_{-[Th] \leq j \leq [Th]} \left\| \frac{1}{Th} \sum_{i=t-2[Th]}^{t+2[Th]} K \left(\frac{t_j - i}{Th} \right) (x_i x'_i - E[x_i x'_i]) \right\|^2 \right] \\ & \leq CE \left[\max_{-[Th] \leq j \leq [Th]} \left\| \frac{1}{Th} \sum_{i=t-2[Th]}^{t+2[Th]} (x_i x'_i - E[x_i x'_i]) \right\|^2 \right] = O\left(\frac{1}{Th}\right), \end{aligned}$$

$$E \left[\max_{-[Th] \leq j \leq [Th]} \left\| \frac{1}{Th} \sum_{i=t-2[Th]}^{t_j - [Th]} K \left(\frac{t_j - i}{Th} \right) (x_i x'_i - E[x_i x'_i]) \right\|^2 \right] = O\left(\frac{1}{Th}\right),$$

and

$$E \left[\max_{-[Th] \leq j \leq [Th]} \left\| \frac{1}{Th} \sum_{i=t_j + [Th]}^{t+2[Th]} K \left(\frac{t_j - i}{Th} \right) (x_i x'_i - E[x_i x'_i]) \right\|^2 \right] = O\left(\frac{1}{Th}\right),$$

which, in conjunction with the Markov inequality, proves (A.6).

(iii) Following the same argument used to prove (A.6), part (iii) follows since $\{x_i \varepsilon_i\}$ is a zero-mean process that shares the same NED properties with $\{x_i x'_i - E[x_i x'_i]\}$. \square

Lemma A.5. Under Assumptions 2-5, for each $t = [Tr]$, $r \in (0, 1)$, we have

$$\max_{-[Th] \leq j \leq [Th]} \left\| \hat{\beta}_{t_j} - \beta_{T, t_j} \right\| = o_p(1).$$

Proof. From the decomposition given in (A.5), we have

$$\begin{aligned}
& \max_{-[Th] \leq j \leq [Th]} \left\| \hat{\beta}_{t_j} - \beta_{T, t_j} \right\| \\
& \leq \max_{-[Th] \leq j \leq [Th]} \left\| \left(\frac{1}{Th} \sum_{i=t_j-[Th]}^{t_j+[Th]} K \left(\frac{t_j-i}{Th} \right) x_i x_i' \right)^{-1} \right\| \\
& \quad \times \left(\max_{-[Th] \leq j \leq [Th]} \left\| \frac{1}{Th} \sum_{i=t_j-[Th]}^{t_j+[Th]} K \left(\frac{t_j-i}{Th} \right) x_i \varepsilon_i \right\| \right. \\
& \quad \left. + \max_{-[Th] \leq j \leq [Th]} \left\| \frac{1}{Th} \sum_{i=t_j-[Th]}^{t_j+[Th]} K \left(\frac{t_j-i}{Th} \right) x_i x_i' (\beta_{T, i} - \beta_{T, t_j}) \right\| \right).
\end{aligned}$$

The first term in the parentheses is $o_p(1)$ by Lemma A.4(iii), and the second term is also $o_p(1)$ by Assumption 5. Therefore, it suffices to show

$$\max_{-[Th] \leq j \leq [Th]} \left\| \left(\frac{1}{Th} \sum_{i=t_j-[Th]}^{t_j+[Th]} K \left(\frac{t_j-i}{Th} \right) x_i x_i' \right)^{-1} \right\| = O_p(1). \quad (\text{A.7})$$

Letting $\lambda_{\max}(\cdot)$ denote the maximum eigenvalue, and using Lemma A.4 and the inequality $\lambda_{\max}(A) \leq \|A\| \leq \sqrt{p} \lambda_{\max}(A)$ for any $p \times p$ symmetric matrix $A \geq 0$, we have

$$\begin{aligned}
& \max_{-[Th] \leq j \leq [Th]} \left\| \left(\frac{1}{Th} \sum_{i=t_j-[Th]}^{t_j+[Th]} K \left(\frac{t_j-i}{Th} \right) x_i x_i' \right)^{-1} \right\| \\
& \leq \sqrt{p} \left\{ \min_{-[Th] \leq j \leq [Th]} \lambda_{\min} \left(\frac{1}{Th} \sum_{i=t_j-[Th]}^{t_j+[Th]} K \left(\frac{t_j-i}{Th} \right) x_i x_i' \right) \right\}^{-1} \\
& \leq \sqrt{p} \left\{ \min_{-[Th] \leq j \leq [Th]} \lambda_{\min} \left(\frac{1}{Th} \sum_{i=t_j-[Th]}^{t_j+[Th]} K \left(\frac{t_j-i}{Th} \right) E[x_i x_i'] \right) - \max_{-[Th] \leq j \leq [Th]} \lambda_{\max}(\Delta_{t_j}) \right\}^{-1} \\
& \leq \sqrt{p} \left\{ \min_{-[Th] \leq j \leq [Th]} \lambda_{\min} \left(\frac{1}{Th} \sum_{i=t_j-[Th]}^{t_j+[Th]} K \left(\frac{t_j-i}{Th} \right) E[x_i x_i'] \right) - \max_{-[Th] \leq j \leq [Th]} \|\Delta_{t_j}\| \right\}^{-1} \\
& \leq \frac{\sqrt{p}}{C - o_p(1)} = O_p(1).
\end{aligned}$$

This proves (A.7). □

Proof of Theorem 2. Using $\hat{\varepsilon}_i = y_i - x_i' \hat{\beta}_i = \varepsilon_i - x_i' (\hat{\beta}_i - \beta_{T,i})$, we have

$$\hat{\Sigma}(r) = B_{T,1} + B_{T,2} + B_{T,3},$$

where

$$\begin{aligned} B_{T,1} &:= \frac{1}{Th} \sum_{i=1}^T K \left(\frac{\lfloor Tr \rfloor - i}{Th} \right)^2 \varepsilon_i^2 x_i x_i', \\ B_{T,2} &:= -\frac{2}{Th} \sum_{i=1}^T K \left(\frac{\lfloor Tr \rfloor - i}{Th} \right)^2 \left\{ \varepsilon_i x_i' (\hat{\beta}_i - \beta_{T,i}) \right\} x_i x_i', \end{aligned}$$

and

$$B_{T,3} := \frac{1}{Th} \sum_{i=1}^T K \left(\frac{\lfloor Tr \rfloor - i}{Th} \right)^2 (\hat{\beta}_i - \beta_{T,i})' x_i x_i' (\hat{\beta}_i - \beta_{T,i}) x_i x_i'.$$

For $B_{T,2}$, by the fact that $K(\cdot)$ is bounded on compact support $[-1, 1]$ under Assumption 2, we obtain

$$\|B_{T,2}\| \leq C \max_{t-\lfloor Th \rfloor \leq i \leq t+\lfloor Th \rfloor} \|\hat{\beta}_i - \beta_{T,i}\| \frac{2}{Th} \sum_{i=t-\lfloor Th \rfloor}^{t+\lfloor Th \rfloor} |\varepsilon_i| \|x_i\|^3.$$

An application of the Hölder inequality and Assumption 3(a') yields

$$\frac{2}{Th} \sum_{i=t-\lfloor Th \rfloor}^{t+\lfloor Th \rfloor} E \left[|\varepsilon_i| \|x_i\|^3 \right] \leq \frac{2}{Th} \sum_{i=t-\lfloor Th \rfloor}^{t+\lfloor Th \rfloor} E \left[|\varepsilon_i|^4 \right]^{1/4} E \left[\|x_i\|^4 \right]^{3/4} = O(1).$$

This, in conjunction with the Markov inequality and Lemma A.5, shows $\|B_{T,2}\| = o_p(1)$. An analogous argument shows $\|B_{T,3}\| = o_p(1)$. Finally, decompose $B_{T,1}$ as

$$\begin{aligned} B_{T,1} &= \frac{1}{Th} \sum_{i=1}^T K \left(\frac{\lfloor Tr \rfloor - i}{Th} \right)^2 E \left[\varepsilon_i^2 x_i x_i' \right] + \frac{1}{Th} \sum_{i=1}^T K \left(\frac{\lfloor Tr \rfloor - i}{Th} \right)^2 (\varepsilon_i^2 x_i x_i' - E \left[\varepsilon_i^2 x_i x_i' \right]) \\ &=: B_{T,11} + B_{T,12}. \end{aligned}$$

By Assumptions 3(b) and (c), $B_{T,11} \rightarrow \Sigma(r)$. For $B_{T,12}$, note that $\{\varepsilon_i x_i\}$ is L_2 -NED (of size -1) with respect to uniformly bounded constants under Assumption 3, which is a direct

consequence of Example 17.17 of Davidson (1994). It follows from Theorem 17.9 of Davidson (1994) that $\{\varepsilon_i^2 x_i x_i'\}$ is L_1 -NED. Therefore, $\{K((\lfloor Tr \rfloor - i)/Th)^2(\varepsilon_i^2 x_i x_i' - E[\varepsilon_i^2 x_i x_i'])\}$ is an $L_{r'}$ -bounded ($r' = r/2 > 1$), L_1 -NED triangular array, and thus is a uniformly integrable L_1 -mixingale (Andrews, 1988). Applying the law of large numbers of Andrews (1988), we deduce $B_{T,12} \xrightarrow{P} 0$. Collecting above results gives

$$\hat{\Sigma}(r) = B_{T,11} + o_p(1) \xrightarrow{P} \Sigma(r),$$

which completes the proof. □

Appendix B: MSE-Minimizing Bandwidth in the Case of Rescaled Random Walk Coefficients

In this appendix, we show that the bandwidth that minimizes the MSE of the kernel-based estimator is proportional to $T^{-1/2}$. In what follows, we will assume that Th is an integer for simplicity.

B.1 A simple case

To gain some insight, we begin with the following local-level model:

$$y_t = \beta_{T,t} + \varepsilon_t, \tag{B.1}$$

where $\beta_{T,t} = T^{-1/2} \sum_{i=1}^t u_i$.

Assumption B.1. (ε_t, u_t) is an *i.i.d.* sequence with mean zero and variance $\Sigma = \text{diag}(\sigma_\varepsilon^2, \sigma_u^2)$. Moreover, ε_t and u_t are independent.

We estimate $\beta_{T,t}$ using $\hat{\beta}_t$ with $K(\cdot)$ being the uniform kernel, that is, $\hat{\beta}_t = (2Th + 1)^{-1} \sum_{i=t-Th}^{t+Th} y_i$. Let $\text{MSE}(h) := E[(\hat{\beta}_t - \beta_{T,t})^2]$ denote the MSE of $\hat{\beta}_t$ as a function of bandwidth parameter h .

From model (B.1), $\hat{\beta}_t - \beta_{T,t}$ admits the following decomposition:

$$\begin{aligned}\hat{\beta}_t - \beta_{T,t} &= \frac{1}{2Th+1} \sum_{i=t-Th}^{t+Th} (\beta_{T,i} - \beta_{T,t}) + \frac{1}{2Th+1} \sum_{i=t-Th}^{t+Th} \varepsilon_i \\ &= -\frac{1}{2Th+1} \sum_{i=t-Th}^{t-1} \left(\frac{1}{\sqrt{T}} \sum_{k=i+1}^t u_k \right) + \frac{1}{2Th+1} \sum_{i=t+1}^{t+Th} \left(\frac{1}{\sqrt{T}} \sum_{k=t+1}^i u_k \right) + \frac{1}{2Th+1} \sum_{i=t-Th}^{t+Th} \varepsilon_i.\end{aligned}$$

Given that (ε_t, u_t) and (ε_s, u_s) ($t \neq s$) are independent, and also ε_t and u_t are independent, we have

$$\begin{aligned}\text{MSE}(h) &= \left(\frac{1}{2Th+1} \right)^2 \left\{ E \left[\left(\sum_{i=t-Th}^{t-1} \frac{1}{\sqrt{T}} \sum_{k=i+1}^t u_k \right)^2 \right] + E \left[\left(\sum_{i=t+1}^{t+Th} \frac{1}{\sqrt{T}} \sum_{k=t+1}^i u_k \right)^2 \right] + (2Th+1)\sigma_\varepsilon^2 \right\} \\ &= \left(\frac{1}{2Th+1} \right)^2 \left\{ \frac{1}{T} E \left[\left(\sum_{i=1}^{Th} (Th-i+1) u_{t-i+1} \right)^2 \right] + \frac{1}{T} E \left[\left(\sum_{i=1}^{Th} (Th-i+1) u_{t+i} \right)^2 \right] \right\} + \frac{\sigma_\varepsilon^2}{2Th+1} \\ &= \frac{2\sigma_u^2}{(2Th+1)^2 T} \frac{Th(Th+1)(2Th+1)}{6} + \frac{\sigma_\varepsilon^2}{2Th+1} \\ &= \frac{\sigma_u^2 h(1+o(1))}{6(1+o(1))} + \frac{\sigma_\varepsilon^2}{2Th(1+o(1))}.\end{aligned}$$

Ignoring the $o(1)$ terms, the MSE of $\hat{\beta}_t$ is asymptotically

$$\text{MSE}(h) = \frac{\sigma_u^2}{6} h + \frac{\sigma_\varepsilon^2}{2T} h^{-1}. \quad (\text{B.2})$$

Letting h_{\min} denote the minimizer of (B.2), it can be easily shown that

$$h_{\min} = \left(\frac{3\sigma_\varepsilon^2}{\sigma_u^2} \right)^{1/2} T^{-1/2}.$$

Therefore, the MSE-minimizing bandwidth is proportional to $T^{-1/2}$.

B.2 A general case

The argument above can be extended to the multiple regression. Suppose we are interested in the following model:

$$y_t = x_t' \beta_{T,t} + \varepsilon_t, \quad (\text{B.3})$$

where $\beta_{T,t} = T^{-1/2} \sum_{i=1}^t u_i$ is a p -dimensional rescaled random walk driven by $u_t = (u_{t,1}, \dots, u_{t,p})'$. For model (B.3), we impose the following assumption.

Assumption B.2. (a) $\{x_t\}_t$ is a p -dimensional stationary sequence with $E[x_1 x_1'] > 0$.

(b) $\{(\varepsilon_t, u_t')\}_t$ is a $(p+1)$ -dimensional i.i.d. sequence that is independent of $\{x_t\}_t$ and has mean zero and variance Σ with

$$\Sigma = \begin{pmatrix} \sigma_\varepsilon^2 & 0' \\ 0 & \sigma_u^2 I_p \end{pmatrix}.$$

Moreover, ε_t and u_t are independent.

(c) There exist nonrandom matrices $\Omega > 0$, Λ , $\bar{\Lambda}$, and Ξ such that $\Lambda \bar{\Lambda} + \bar{\Lambda} \Lambda - 2\Xi > 0$, $(2Th)^{-1} \sum_{i=t-Th}^{t+Th} x_i x_i' \xrightarrow{L_1} \Omega$, $(Th)^{-1} \sum_{i=t-Th}^{t-1} x_i x_i' \xrightarrow{L_1} \Lambda$, $(Th)^{-1} \sum_{i=1}^{Th} \left(\frac{i}{Th}\right) x_{t-i} x_{t-i}' \xrightarrow{L_1} \bar{\Lambda}$, and $(Th)^{-1} \sum_{i=t-Th}^{t-1} x_i x_i' (Th)^{-1} \sum_{j=t-Th}^i \frac{i-j}{Th} x_j x_j' \xrightarrow{L_1} \Xi$ as $T \rightarrow \infty$.

Assumptions B.2(a)-(b) extend Assumption B.1 to the case of the multiple regression. Assumption B.2(c) will hold if $x_t x_t' - E[x_t x_t']$ satisfies the condition of the L_1 law of large numbers of Andrews (1988). In this case, we will have $\Omega = E[x_1 x_1']$, $\Lambda = E[x_1 x_1']$, $\bar{\Lambda} = E[x_1 x_1']/2$, and $\Xi = E[x_1 x_1']^2/6$ under Assumption B.2(a). The L_1 convergence assumed in (c) facilitates the derivation of the asymptotic expression of the MSE of $\hat{\beta}_t$.

The estimator of $\beta_{T,t}$ is $\hat{\beta}_t = (\sum_{i=t-Th}^{t+Th} x_i x_i')^{-1} \sum_{i=t-Th}^{t+Th} x_i y_i$.

Proposition B.1. Consider model (B.3). Under Assumption B.2, we have

$$\text{MSE}(h) = \frac{\sigma_u^2 h}{4} \text{tr}[\Omega^{-1}(\Lambda \bar{\Lambda} + \bar{\Lambda} \Lambda - 2\Xi)\Omega^{-1}](1 + o(1)) + \frac{\sigma_\varepsilon^2}{2Th} \text{tr}[\Omega^{-1}](1 + o(1)).$$

Checking the first and second order conditions, one can easily verify that the MSE-minimizing h is proportional to $T^{-1/2}$.

Proof. Note that $\hat{\beta}_t - \beta_{T,t} = \left(\sum_{i=t-Th}^{t+Th} x_i x_i' \right)^{-1} \left\{ \sum_{i=t-Th}^{t+Th} x_i x_i' (\beta_{T,i} - \beta_{T,t}) + \sum_{i=t-Th}^{t+Th} x_i \varepsilon_i \right\}$.

The conditional MSE given $X_T := \{x_t\}_{t=1}^T$ is

$$\begin{aligned}
& E[\|\hat{\beta}_t - \beta_{T,t}\|^2 | X_T] \\
&= E[\text{tr}[(\hat{\beta}_t - \beta_{T,t})(\hat{\beta}_t - \beta_{T,t})'] | X_T] \\
&= \text{tr} \left[\left(\sum_{i=t-Th}^{t+Th} x_i x_i' \right)^{-1} E \left[\left\{ - \sum_{i=t-Th}^{t-1} x_i x_i' \frac{1}{\sqrt{T}} \sum_{k=i+1}^t u_k + \sum_{i=t+1}^{t+Th} x_i x_i' \frac{1}{\sqrt{T}} \sum_{k=t+1}^i u_k + \sum_{i=t-Th}^{t+Th} x_i \varepsilon_i \right\} \right. \right. \\
&\quad \times \left. \left. \left\{ - \sum_{i=t-Th}^{t-1} x_i x_i' \frac{1}{\sqrt{T}} \sum_{k=i+1}^t u_k + \sum_{i=t+1}^{t+Th} x_i x_i' \frac{1}{\sqrt{T}} \sum_{k=t+1}^i u_k + \sum_{i=t-Th}^{t+Th} x_i \varepsilon_i \right\}' | X_T \right] \left(\sum_{i=t-Th}^{t+Th} x_i x_i' \right)^{-1} \right] \\
&= \text{tr} \left[\left(\sum_{i=t-Th}^{t+Th} x_i x_i' \right)^{-1} E \left[\frac{1}{T} \left(\sum_{i=t-Th}^{t-1} x_i x_i' \sum_{k=i+1}^t u_k \right) \left(\sum_{i=t-Th}^{t-1} x_i x_i' \sum_{k=i+1}^t u_k \right)' \right. \right. \\
&\quad + \frac{1}{T} \left(\sum_{i=t+1}^{t+th} x_i x_i' \sum_{k=t+1}^i u_k \right) \left(\sum_{i=t+1}^{t+th} x_i x_i' \sum_{k=t+1}^i u_k \right)' \\
&\quad \left. \left. + \left(\sum_{i=t-Th}^{t+Th} x_i \varepsilon_i \right) \left(\sum_{i=t-Th}^{t+Th} x_i \varepsilon_i \right)' | X_T \right] \left(\sum_{i=t-Th}^{t+Th} x_i x_i' \right)^{-1} \right], \tag{B.4}
\end{aligned}$$

where the last equality follows from Assumption B.2(b).

Consider each of the three terms in the conditional expectation in (B.4).

$$\begin{aligned}
& E \left[\frac{1}{T} \left(\sum_{i=t-Th}^{t-1} x_i x'_i \sum_{k=i+1}^t u_k \right) \left(\sum_{i=t-Th}^{t-1} x_i x'_i \sum_{k=i+1}^t u_k \right)' \middle| X_T \right] \\
&= \frac{1}{T} \sum_{i=t-Th}^{t-1} \sum_{j=t-Th}^{t-1} x_i x'_i E \left[\sum_{k=i+1}^t u_k \sum_{l=j+1}^t u'_l \right] x_j x'_j \\
&= \frac{1}{T} \sum_{i=t-Th}^{t-1} \sum_{j=t-Th}^i x_i x'_i \sum_{k=i+1}^t E[u_k u'_k] x_j x'_j + \frac{1}{T} \sum_{i=t-Th}^{t-1} \sum_{j=i+1}^{t-1} x_i x'_i \sum_{k=j+1}^t E[u_k u'_k] x_j x'_j \\
&= \frac{\sigma_u^2}{T} \sum_{i=t-Th}^{t-1} x_i x'_i \left(\sum_{j=t-Th}^i (t-j+j-i) x_j x'_j + \sum_{j=i+1}^{t-1} (t-j) x_j x'_j \right) \\
&= \frac{\sigma_u^2}{T} \left(\sum_{i=t-Th}^{t-1} x_i x'_i \sum_{j=t-Th}^{t-1} (t-j) x_j x'_j - \sum_{i=t-Th}^{t-1} x_i x'_i \sum_{j=t-Th}^i (i-j) x_j x'_j \right), \tag{B.5}
\end{aligned}$$

where we used the independence between $\{u_t\}$ and $\{x_t\}$, the serial independence of $\{u_t\}$, and $E[u_t u'_t] = \sigma_u^2 I_p$. Similarly, the second term becomes

$$\begin{aligned}
& E \left[\frac{1}{T} \left(\sum_{i=t+1}^{t+Th} x_i x'_i \sum_{k=t+1}^i u_k \right) \left(\sum_{i=t+1}^{t+Th} x_i x'_i \sum_{k=t+1}^i u_k \right)' \middle| X_T \right] \\
&= \frac{1}{T} \sum_{i=t+1}^{t+Th} \sum_{j=t+1}^{t+Th} x_i x'_i E \left[\sum_{k=t+1}^i u_k \sum_{l=t+1}^j u'_l \right] x_j x'_j \\
&= \frac{1}{T} \sum_{i=t+1}^{t+Th} \left(x_i x'_i \sum_{j=t+1}^i \sum_{k=t+1}^j E[u_k u'_k] x_j x'_j + x_i x'_i \sum_{j=i+1}^{t+Th} \sum_{k=t+1}^i E[u_k u'_k] x_j x'_j \right) \\
&= \frac{\sigma_u^2}{T} \sum_{i=t+1}^{t+Th} x_i x'_i \left(\sum_{j=t+1}^i (j-i+i-t) x_j x'_j + \sum_{j=i+1}^{t+Th} (i-t) x_j x'_j \right) \\
&= \frac{\sigma_u^2}{T} \left(\sum_{i=t+1}^{t+Th} (i-t) x_i x'_i \sum_{j=t+1}^{t+Th} x_j x'_j - \sum_{i=t+1}^{t+Th} x_i x'_i \sum_{j=t+1}^i (i-j) x_j x'_j \right). \tag{B.6}
\end{aligned}$$

The last term in the conditional expectation in (B.4) is

$$\begin{aligned} E\left[\left(\sum_{i=t-Th}^{t+Th} x_i \varepsilon_i\right)\left(\sum_{i=t-Th}^{t+Th} x_i \varepsilon_i\right)' \middle| X_T\right] &= \sum_{i=t-Th}^{t+Th} \sum_{j=t-Th}^{t+Th} x_i x_j' E[\varepsilon_i \varepsilon_j] \\ &= \sigma_\varepsilon^2 \sum_{i=t-Th}^{t+Th} x_i x_i'. \end{aligned} \quad (\text{B.7})$$

Substituting (B.5), (B.6), and (B.7) into (B.4) yields

$$\begin{aligned} &E[\|\hat{\beta}_t - \beta_{T,t}\|^2 | X_T] \\ &= \text{tr} \left[\left(\sum_{i=t-Th}^{t+Th} x_i x_i' \right)^{-1} \left\{ \frac{\sigma_u^2}{T} \left(\sum_{i=t-Th}^{t-1} x_i x_i' \sum_{j=t-Th}^{t-1} (t-j) x_j x_j' - \sum_{i=t-Th}^{t-1} x_i x_i' \sum_{j=t-Th}^i (i-j) x_j x_j' \right. \right. \right. \\ &\quad \left. \left. \left. + \sum_{i=t+1}^{t+Th} (i-t) x_i x_i' \sum_{j=t+1}^{t+Th} x_j x_j' - \sum_{i=t+1}^{t+Th} x_i x_i' \sum_{j=t+1}^i (i-j) x_j x_j' \right) + \sigma_\varepsilon^2 \sum_{i=t-Th}^{t+Th} x_i x_i' \right\} \left(\sum_{i=t-Th}^{t+Th} x_i x_i' \right)^{-1} \right] \\ &= \text{tr} \left[\left(\frac{1}{Th} \sum_{i=t-Th}^{t+Th} x_i x_i' \right)^{-1} \left\{ \sigma_u^2 h \left(\frac{1}{Th} \sum_{i=t-Th}^{t-1} x_i x_i' \frac{1}{Th} \sum_{j=t-Th}^{t-1} \frac{t-j}{Th} x_j x_j' \right. \right. \right. \\ &\quad \left. \left. - \frac{1}{Th} \sum_{i=t-Th}^{t-1} x_i x_i' \frac{1}{Th} \sum_{j=t-Th}^i \frac{i-j}{Th} x_j x_j' + \frac{1}{Th} \sum_{i=t+1}^{t+Th} \frac{i-t}{Th} x_i x_i' \frac{1}{Th} \sum_{j=t+1}^{t+Th} x_j x_j' \right. \right. \\ &\quad \left. \left. - \frac{1}{Th} \sum_{i=t+1}^{t+Th} x_i x_i' \frac{1}{Th} \sum_{j=t+1}^i \frac{i-j}{Th} x_j x_j' \right) + \frac{\sigma_\varepsilon^2}{Th} \frac{1}{Th} \sum_{i=t-Th}^{t+Th} x_i x_i' \right\} \left(\frac{1}{Th} \sum_{i=t-Th}^{t+Th} x_i x_i' \right)^{-1} \right] \\ &= \frac{\sigma_u^2 h}{4} \text{tr} \left[\Omega^{-1} (\Lambda \bar{\Lambda} + \bar{\Lambda} \Lambda - 2\Xi) \Omega^{-1} \right] (1 + o(1)) + \frac{\sigma_\varepsilon^2}{2Th} \text{tr} \left[\Omega^{-1} \right] (1 + o(1)) \end{aligned}$$

in the sense of L_1 convergence. Note that we used the stationarity of x_t to derive the final expression. Therefore, the MSE of $\hat{\beta}_t$ satisfies

$$\begin{aligned} \text{MSE}(h) &= E[E[\|\hat{\beta}_t - \beta_{T,t}\|^2 | X_T]] \\ &= \frac{\sigma_u^2 h}{4} \text{tr} \left[\Omega^{-1} (\Lambda \bar{\Lambda} + \bar{\Lambda} \Lambda - 2\Xi) \Omega^{-1} \right] (1 + o(1)) + \frac{\sigma_\varepsilon^2}{2Th} \text{tr} \left[\Omega^{-1} \right] (1 + o(1)), \end{aligned}$$

where we interchanged the order of expectation and L_1 limit operator. \square

Appendix C: Sufficient Conditions for Assumption 5

C.1 Hölder condition

Under Assumptions 1 and 2, the following condition is sufficient for Assumption 5 to hold.

Condition H. *There exist some constants $C > 0$ and $\alpha > 0$ such that for all $i, j = 1, \dots, T$,*

$$\|\beta_{T,i} - \beta_{T,j}\| \leq C \left(\frac{|i-j|}{T} \right)^\alpha.$$

Condition H is essentially the Hölder condition, and so it accommodates time-varying parameters $\beta_{T,t} = \beta(t/T)$ with $\beta(\cdot)$ continuously differentiable on $[0, 1]$. Moreover, it accommodates models where $\beta_{T,t}$ experiences abrupt structural breaks and/or threshold effects of size $1/T^\alpha$. To see that Condition H implies Assumption 5, bound the quantity that appears in Assumption 5 as follows:

$$\begin{aligned} & \max_{-\lfloor Th \rfloor \leq j \leq \lfloor Th \rfloor} \left\| \frac{1}{Th} \sum_{i=1}^T K \left(\frac{t_j - i}{Th} \right) x_i x_i' (\beta_{T,i} - \beta_{T,t_j}) \right\| \\ & \leq C \max_{-\lfloor Th \rfloor \leq j \leq \lfloor Th \rfloor} \max_{t_j - \lfloor Th \rfloor \leq i \leq t_j + \lfloor Th \rfloor} \|\beta_{T,i} - \beta_{T,t_j}\| \max_{-\lfloor Th \rfloor \leq j \leq \lfloor Th \rfloor} \frac{1}{Th} \sum_{i=t_j - \lfloor Th \rfloor}^{t_j + \lfloor Th \rfloor} \|x_i\|^2 \\ & \leq Ch^\alpha \frac{1}{Th} \sum_{i=t-2\lfloor Th \rfloor}^{t+2\lfloor Th \rfloor} \|x_i\|^2 = o_p(1), \end{aligned}$$

where $t_j = t + j$, the first inequality holds because $K(\cdot)$ is bounded on compact support $[-1, 1]$ under Assumption 2, the second inequality follows from Condition H, and the last equality follows from Assumption 1(a) and the assumed condition that $h \rightarrow 0$ and $\alpha > 0$.

C.2 Random walk condition

When $\beta_{T,t}$ follows the rescaled random walk as in Example 2, Assumption 5 holds under a set of conditions that are similar to Assumptions 1 and 4. The following condition, which is attributed to Giraitis et al. (2021), is sufficient for Assumption 5.

Condition RW. (a) $\{(x'_t, \varepsilon_t)\}_t$ is α -mixing (but not necessarily stationary) with mixing

coefficients b_k such that for some $c > 0$ and $0 < \phi < 1$,

$$b_k \leq c\phi^k, \quad k \geq 1.$$

Moreover, $\sup_t E[\|x_t\|^r] + \sup_t E[|\varepsilon_t|^r] < \infty$ for some $r > 8$.

(b) $\{x_t \varepsilon_t\}_t$ has mean zero.

(c) There exists some constant $\rho > 0$ such that for all $t \in \mathbb{N}$, $\lambda' E[x_t x_t'] \lambda \geq \rho \|\lambda\|^2$ for any $\lambda \neq 0$. Furthermore, $\inf_{t \geq 1} E[\varepsilon_t^2] > 0$.

(d) For any element $\beta_{T,t}^{(\ell)}$ in $\beta_{T,t}$, $\ell = 1, \dots, p$, it holds that

$$\left| \beta_{T,t}^{(\ell)} - \beta_{T,s}^{(\ell)} \right| \leq \left(\frac{|t-s|}{T} \right)^{1/2} r_{ts}^{(\ell)}$$

for some random variable $r_{ts}^{(\ell)}$, and the distribution of $X = \beta_{T,t}^{(\ell)}$, $r_{ts}^{(\ell)}$ has a thin tail:

$$P(|X| \geq \omega) \leq \exp(-c_0 |\omega|^a), \quad \omega > 0$$

for some $c_0 > 0$ and $a > 0$ that do not depend on ℓ, t, s and T .

Part (a) of Condition RW strengthens Assumption 1(a) in two ways. First, we require the variables to be α -mixing with mixing coefficients decaying exponentially fast. Second, x_t and ε_t have an r -th moment ($r > 8$) that is finite uniformly in t . Part (b) is weaker than Assumption 1(b) in that $x_t \varepsilon_t$ may be serially correlated. Part (c) strengthens Assumption 4 by bounding the variance of ε_t away from zero uniformly in t . Part (d) is satisfied if $\beta_{T,t} = T^{-1/2} \sum_{i=1}^t u_i$ with u_i being weakly serially dependent and having a thin tail. For example, part (d) holds if u_t is i.i.d. normal, or stationary mixing and has a thin tail distribution, as discussed in Giraitis et al. (2021). They show that, under Condition RW,

$$\max_{-[Th] \leq j \leq [Th]} \left\| \frac{1}{Th} \sum_{i=1}^T K \left(\frac{t_j - i}{Th} \right) x_i x_i' (\beta_{T,i} - \beta_{T,t_j}) \right\| = O_p(h^{1/2} \log^{1/a} T),$$

which is $o_p(1)$ if $h = cT^\gamma$ for some $\gamma < 0$ and $c > 0$. In particular, the choice of $\gamma = -1/2$ ensures that Assumption 5 holds, and hence this assumption is compatible with the optimal bandwidth $h = cT^{-1/2}$ in the case of rescaled random walk coefficients.

Appendix D: Performance of Structural Break Tests

In this appendix, we investigate the behavior of conventional structural break tests. Our focus is on whether the tests for structural breaks can correctly discover latent discontinuous breaks even when they are mixed with smooth parameter instabilities. We verify this via (limited) Monte Carlo experiments. The data is generated as $y_t = \beta_{T,t}x_t + \varepsilon_t$, $t = 1, \dots, T$, where $\varepsilon_t \sim \text{i.i.d. } N(0, 1)$, and $x_t = 0.5x_{t-1} + \varepsilon_{x,t}$ with $\varepsilon_{x,t} \sim \text{i.i.d. } N(0, 1)$. $\beta_{T,t}$ is defined as a smooth function or rescaled random walk with two abrupt breaks. Specifically, we let $\beta_{T,t} = \mu_{T,t} + h_{T,t}$, where $\mu_{T,t} = \sum_{i=1}^3 T^{-\alpha} \mu_i 1\{\lfloor \tau_{i-1}T \rfloor + 1 \leq t \leq \lfloor \tau_i T \rfloor\}$ with $\tau_0 = 0$, $\tau_1 = 0.3$, $\tau_2 = 0.7$, and $\tau_3 = 1$. $h_{T,t}$ is specified as either a deterministic smooth function $f(t/T)$ or rescaled random walk $g_{T,t}$. The function f is equal to $f(u) = 2u + \exp(-16(u - 0.5)^2)$ or $f(u) = \{\sin(\pi u) + \cos(2\pi u) + \sin(3\pi u) + \cos(4\pi u)\}/4$. $g_{T,t}$ is generated as $g_{T,t} = T^{-1/2} \sum_{i=1}^t v_i$, where $v_i \sim \text{i.i.d. } N(0, 1)$ or $v_i \sim \text{i.i.d. log normal with parameters } \mu = 0 \text{ and } \sigma = 1$.

When $h_{T,t} = f(t/T)$, $\beta_{T,t}$ evolves smoothly and deterministically over time but experiences two abrupt breaks at the 30% and 70% points of the sample period. The magnitude of the breaks is determined by μ_i and α . We let $\mu_1 = 0$, $\mu_2 = 4$, $\mu_3 = -2$, and $\alpha \in \{0.1, 0.2\}$. When $h_{T,t} = g_{T,t}$, $\beta_{T,t}$ follows a rescaled random walk with two discontinuous jumps.

To identify abrupt breaks, we rely on the comprehensive estimation procedure developed by Nguyen, Perron and Yamamoto (2023). In this procedure, the number of breaks and break dates are estimated by the sequential method (SEQ) proposed by Bai and Perron (1998), the BIC suggested by Yao (1988), the modified SIC (LWZ) of Liu, Wu and Zidek (1997) or the modified BIC (KT) of Kurozumi and Tuvaandorj (2011) (see Nguyen et al. (2023) for the detailed description of the procedure and the associated R package). We investigate the performance of these four methods through 2000 replications with the sample size being (i) $T = 100$, (ii) $T = 200$, (iii) $T = 400$ and (iv) $T = 800$.

We calculate the frequency of particular numbers of breaks (up to 5) being selected and the estimated break date fraction (\hat{T}_B/T) being in the $1/25$ -neighborhood of the true one.¹⁴

Let us start with the case of $h_{T,t} = f(t/T)$ with $f(u) = 2u + \exp(-16(u - 0.5)^2)$ (Table D.1). When $\alpha = 0.1$ and $T = 100$ (case (i)), the SEQ method estimates no break with a probability of 13%, while it overestimates the number of breaks in 26% of the 2000 replications. The estimate of the break date fraction falls in the $1/25$ -neighborhood of the true brake date fraction with a probability of 80%-85%. As T gets larger, the frequency of underestimating

¹⁴We check the behavior of the estimate for the break date fraction, T_B/T , rather than break date T_B itself. This is because T_B/T can be consistently estimated but T_B cannot; see Casini and Perron (2018).

the number of breaks decreases, and the true break points are detected more frequently, but the number of breaks is more likely to be overestimated. In particular, the estimated number of breaks is more than two in 93% of the 2000 replications when $T = 800$. The same tendency to overestimate the number of breaks is shared by the BIC and KT methods, although they can identify the true break points with a high probability even when $T = 100$. This implies that BIC and KT often detect spurious breaks in addition to the true ones. LWZ is the most successful in this case, identifying the true breaks in almost all replications for $T \geq 200$ without detecting an additional spurious break. However, LWZ is more likely to overestimate the number of breaks as T grows. When $\alpha = 0.2$, the tendency to overestimate the number of breaks is greater for all the four tests than in the case with $\alpha = 0.1$, and the probability of the true breaks being identified decreases. The LWZ method still performs well, estimating the number of breaks to be two with a probability of not less than 93%.

Next, we consider the case of $h_{T,t} = f(t/T)$ with $f(u) = \{\sin(\pi u) + \cos(2\pi u) + \sin(3\pi u) + \cos(4\pi u)\}/4$ (Table D.2). When $\alpha = 0.1$, the behaviors of the four methods are similar to those in the case of $f(u) = 2u + \exp(-16(u - 0.5)^2)$ with $\alpha = 0.1$, but the SEQ procedure estimates the number of breaks to be not less than two in almost all replications and detects the true breaks with a high probability even when $T = 100$. In this case, the LWZ procedure is the most successful one, identifying the true breaks without detecting a spurious one in all replications for $T = 400, 800$. When $\alpha = 0.2$, there are several differences. First, LWZ is more likely to underestimate the number of breaks than the other tests. For example, it estimates the number of breaks to be less than two with probabilities of 38% and 26% for $T = 100$ and $T = 200$, respectively. The probability of the underestimation is still nonnegligible even when $T = 400, 800$, under which sample size the other tests estimate the number of breaks to be not less than two in almost all replications. This causes the true breaks (in particular, the first one) to be overlooked by LWZ. For the other tests (SEQ, BIC, KT), the tendency to overestimate the number of breaks becomes stronger as T increases. These tests are the most successful procedures in terms of identifying the true breaks.

We turn to the case with $h_{T,t} = g_{T,t} = T^{-1/2} \sum_{i=1}^t v_i$ where $v_i \sim \text{i.i.d. } N(0, 1)$ (Table D.3). When $\alpha = 0.1$, the behaviors of the four procedures are similar to those in the preceding cases: SEQ, BIC and KT not only identify true breaks but also detect spurious ones, with this tendency being greater for larger T , while LWZ identifies true breaks without detecting spurious one with a large probability. However, the probability of overestimating the number of breaks is nonnegligible for LWZ, and this probability gets larger as T increases. When $\alpha = 0.2$, SEQ and LWZ are more likely to underestimate the number of breaks than the other two methods. In particular, LWZ underestimates the number of breaks with a nonnegligible

Table D.1: Results of structural break tests for $h_{T,t} = f(t/T)$ with $f(u) = 2u + \exp(-16(u - 0.5)^2)$

		# of estimated breaks						Frequency of $\hat{T}_B/T \in$	
		0	1	2	3	4	5	$[0.3 \pm 1/25]$	$[0.7 \pm 1/25]$
$\alpha = 0.1$									
(i)	SEQ	0.126	0	0.613	0.239	0.022	0	0.831	0.868
	BIC	0	0	0.870	0.126	0.005	0	0.966	0.995
	LWZ	0	0	0.996	0.004	0	0	0.979	0.995
	KT	0	0	0.802	0.184	0.015	0	0.964	0.994
(ii)	SEQ	0.004	0	0.618	0.351	0.027	0	0.977	0.996
	BIC	0	0	0.789	0.198	0.013	0	0.996	0.999
	LWZ	0	0	0.995	0.006	0	0	0.998	0.999
	KT	0	0	0.756	0.225	0.020	0	0.996	0.999
(iii)	SEQ	0	0	0.358	0.554	0.089	0	0.994	1
	BIC	0	0	0.518	0.411	0.072	0	1	1
	LWZ	0	0	0.995	0.006	0	0	1	1
	KT	0	0	0.515	0.430	0.056	0	1	1
(iv)	SEQ	0	0	0.069	0.620	0.311	0.001	0.999	1
	BIC	0	0	0.105	0.453	0.443	0	1	1
	LWZ	0	0	0.966	0.034	0	0	1	1
	KT	0	0	0.127	0.502	0.371	0	1	1
$\alpha = 0.2$									
(i)	SEQ	0.044	0	0.657	0.280	0.020	0	0.841	0.935
	BIC	0	0	0.847	0.149	0.005	0	0.883	0.981
	LWZ	0	0	0.993	0.007	0	0	0.920	0.981
	KT	0	0	0.775	0.211	0.015	0	0.876	0.980
(ii)	SEQ	0	0	0.588	0.392	0.021	0.001	0.923	0.995
	BIC	0	0	0.750	0.241	0.010	0	0.938	0.995
	LWZ	0	0	0.992	0.008	0	0	0.983	0.995
	KT	0	0	0.722	0.264	0.015	0	0.936	0.995
(iii)	SEQ	0	0	0.343	0.590	0.068	0	0.968	1
	BIC	0	0	0.463	0.481	0.056	0	0.949	1
	LWZ	0	0	0.987	0.014	0	0	0.996	1
	KT	0	0	0.473	0.481	0.047	0	0.950	1
(iv)	SEQ	0	0	0.067	0.682	0.251	0	0.992	1
	BIC	0	0	0.091	0.556	0.354	0	0.980	1
	LWZ	0	0	0.938	0.063	0	0	0.992	1
	KT	0	0	0.119	0.583	0.298	0	0.977	1

Note: $\beta_{T,t} = \mu_{T,t} + f(t/T)$, where $\mu_{T,t} = \sum_{i=1}^3 \mu_i T^{-\alpha} 1\{\lfloor \tau_{i-1} T \rfloor + 1 \leq t \leq \lfloor \tau_i T \rfloor\}$ and $f(u) = 2u + \exp(-16(u - 0.5)^2)$. The number of replications is 2000. The sample size is $T = 100$ for case (i), $T = 200$ for case (ii), $T = 400$ for case (iii), and $T = 800$ for case (iv).

Table D.2: Results of structural break tests for $h_{T,t} = f(t/T)$ with $f(u) = \{\sin(\pi u) + \cos(2\pi u) + \sin(3\pi u) + \cos(4\pi u)\}/4$

		# of estimated breaks						Frequency of $\hat{T}_B/T \in$	
		0	1	2	3	4	5	$[0.3 \pm 1/25]$	$[0.7 \pm 1/25]$
$\alpha = 0.1$									
(i)	SEQ	0.001	0	0.829	0.162	0.009	0	0.962	0.995
	BIC	0	0	0.972	0.028	0.001	0	0.962	0.995
	LWZ	0	0.002	0.999	0	0	0	0.961	0.995
	KT	0	0	0.924	0.073	0.004	0	0.962	0.995
(ii)	SEQ	0	0	0.845	0.151	0.005	0	0.997	0.999
	BIC	0	0	0.967	0.033	0	0	0.997	1
	LWZ	0	0	1	0	0	0	0.997	1
	KT	0	0	0.947	0.054	0	0	0.997	1
(iii)	SEQ	0	0	0.773	0.219	0.009	0	1	1
	BIC	0	0	0.929	0.070	0.001	0	1	1
	LWZ	0	0	1	0	0	0	1	1
	KT	0	0	0.921	0.077	0.003	0	1	1
(iv)	SEQ	0	0	0.522	0.425	0.053	0.001	1	1
	BIC	0	0	0.789	0.201	0.011	0	1	1
	LWZ	0	0	1	0	0	0	1	1
	KT	0	0	0.800	0.190	0.011	0	1	1
$\alpha = 0.2$									
(i)	SEQ	0.025	0.047	0.782	0.139	0.009	0	0.765	0.950
	BIC	0	0.044	0.924	0.032	0.001	0	0.798	0.970
	LWZ	0.078	0.303	0.620	0	0	0	0.529	0.898
	KT	0.001	0.047	0.877	0.073	0.004	0	0.793	0.971
(ii)	SEQ	0	0.006	0.845	0.145	0.005	0	0.912	0.994
	BIC	0	0.007	0.957	0.036	0	0	0.911	0.985
	LWZ	0.009	0.248	0.744	0	0	0	0.694	0.980
	KT	0	0.011	0.928	0.061	0.001	0	0.905	0.985
(iii)	SEQ	0	0.001	0.768	0.224	0.008	0	0.966	1
	BIC	0	0.001	0.923	0.076	0.001	0	0.968	0.997
	LWZ	0	0.134	0.866	0	0	0	0.842	0.997
	KT	0	0.001	0.917	0.079	0.004	0	0.967	0.997
(iv)	SEQ	0	0	0.528	0.413	0.059	0.001	0.979	1
	BIC	0	0	0.767	0.220	0.013	0	0.979	1
	LWZ	0	0.074	0.926	0	0	0	0.907	1
	KT	0	0.001	0.782	0.206	0.012	0	0.979	1

Note: $\beta_{T,t} = \mu_{T,t} + f(t/T)$, where $\mu_{T,t} = \sum_{i=1}^3 \mu_i T^{-\alpha} \mathbf{1}\{[\tau_{i-1}T] + 1 \leq t \leq [\tau_i T]\}$ and $f(u) = \{\sin(\pi u) + \cos(2\pi u) + \sin(3\pi u) + \cos(4\pi u)\}/4$. The number of replications is 2000. The sample size is $T = 100$ for case (i), $T = 200$ for case (ii), $T = 400$ for case (iii), and $T = 800$ for case (iv).

probability even when $T = 800$ and thus is more likely to overlook the latent breaks than the other tests. SEQ, BIC and KT can identify latent breaks with a high probability but tend to detect spurious breaks. This tendency is stronger for larger T , as in the preceding cases. The results for the case with $v_i \sim$ i.i.d. log normal are similar, so the same comment applies.

In general, the tests for structural breaks can identify latent breaks in the presence of another source of parameter instability but tend to detect additional spurious breaks. This tendency is more evident for larger T . Investigating the behavior of each test, LWZ identifies latent breaks without estimating spurious breaks in some situations, but it underestimates the number of breaks and overlooks latent breaks in other situations. SEQ is likely to both underestimate and overestimate the number of breaks. BIC and KT can identify true breaks irrespective of the DGP, but they tend to detect additional spurious breaks.

Appendix E: Additional Results for the Empirical Application

In this appendix, we discuss the estimation results for portfolios G and V (see Section 6 for details).

E.1 Estimates for G

First, we compare the estimates obtained from the kernel method ($h = \hat{c}T^{-1/2}$) with those obtained from the Bayesian method explained in Section 6.3.1. See Figure E.1. For the time-varying alpha, the kernel estimates are more volatile than the Bayesian estimates, but both estimates share the same frequency. For the time-varying beta, the estimates obtained from the two procedures are quite similar, irrespective of the value of the hyperparameter used in the Bayesian method. As for the relative in-sample fit, the Bayesian approaches with $v_1 = 1, 2$, and 4 lead to 1.013, 0.998, and 0.974 times as large an SSR as the kernel estimator, respectively.

In Figure E.2a, we plot the estimated time-varying alpha and its confidence band obtained from the kernel method with $h = \hat{c}T^{-1/2}$. The estimated alpha stays around zero as a whole, but there are troughs at $t = 400$ and $t = 550$, around which the confidence band does not include the value zero. Figure E.2b shows the estimates for the time-varying beta. It starts with the value of 0.8 and begins to increase soon later. From $t = 100$ till the end of the sample, it stays between 1.2 and 1.5. The confidence band does not include the value zero throughout the sample period.

Table D.3: Results of structural break tests for $h_{T,t} = g_{T,t} = T^{-1/2} \sum_{i=1}^t v_i$ with $v_i \sim$ i.i.d. $N(0,1)$

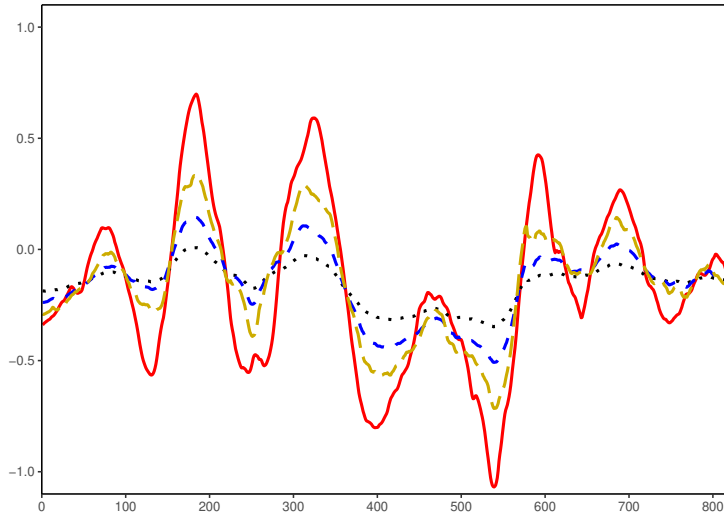
		# of estimated breaks						Frequency of $\hat{T}_B/T \in$	
		0	1	2	3	4	5	$[0.3 \pm 1/25]$	$[0.7 \pm 1/25]$
$\alpha = 0.1$									
(i)	SEQ	0.025	0.002	0.737	0.223	0.014	0	0.932	0.967
	BIC	0	0.001	0.897	0.100	0.003	0	0.957	0.994
	LWZ	0	0.007	0.984	0.010	0	0	0.953	0.994
	KT	0	0.001	0.838	0.152	0.010	0	0.957	0.994
(ii)	SEQ	0.001	0.001	0.718	0.262	0.019	0.001	0.990	0.998
	BIC	0	0	0.812	0.181	0.008	0	0.996	1
	LWZ	0	0.003	0.979	0.019	0	0	0.991	1
	KT	0	0	0.779	0.214	0.008	0	0.996	1
(iii)	SEQ	0	0	0.581	0.369	0.050	0.001	0.999	1
	BIC	0	0	0.682	0.289	0.029	0.001	0.999	1
	LWZ	0	0.001	0.959	0.040	0.001	0	0.998	1
	KT	0	0	0.677	0.294	0.029	0.002	0.999	1
(iv)	SEQ	0	0.001	0.378	0.501	0.116	0.006	0.999	1
	BIC	0	0	0.470	0.423	0.103	0.005	1	1
	LWZ	0	0.001	0.881	0.116	0.003	0	0.999	1
	KT	0	0	0.487	0.416	0.093	0.005	1	1
$\alpha = 0.2$									
(i)	SEQ	0.056	0.065	0.685	0.183	0.011	0	0.730	0.896
	BIC	0.001	0.059	0.849	0.089	0.002	0	0.792	0.969
	LWZ	0.025	0.187	0.784	0.004	0	0	0.680	0.938
	KT	0.001	0.064	0.790	0.136	0.010	0	0.789	0.967
(ii)	SEQ	0.006	0.050	0.718	0.214	0.012	0.001	0.845	0.969
	BIC	0	0.046	0.792	0.157	0.006	0	0.867	0.985
	LWZ	0.010	0.170	0.812	0.009	0	0	0.762	0.968
	KT	0	0.044	0.760	0.188	0.009	0	0.865	0.984
(iii)	SEQ	0	0.047	0.605	0.317	0.031	0	0.863	0.982
	BIC	0	0.041	0.671	0.265	0.024	0.001	0.895	0.996
	LWZ	0.003	0.169	0.804	0.025	0	0	0.777	0.982
	KT	0	0.045	0.671	0.259	0.025	0.001	0.888	0.995
(iv)	SEQ	0.001	0.027	0.431	0.464	0.076	0.003	0.870	0.979
	BIC	0	0.025	0.482	0.402	0.088	0.004	0.906	0.998
	LWZ	0.005	0.163	0.761	0.069	0.003	0	0.775	0.980
	KT	0	0.031	0.495	0.388	0.084	0.003	0.902	0.997

Note: $\beta_{T,t} = \mu_{T,t} + g_{T,t}$, where $\mu_{T,t} = \sum_{i=1}^3 \mu_i T^{-\alpha} 1\{[\tau_{i-1}T] + 1 \leq t \leq [\tau_i T]\}$ and $g_{T,t} = T^{-1/2} \sum_{i=1}^t v_i$ with $v_i \sim$ i.i.d. $N(0,1)$. The sample size is $T = 100$ for case (i), $T = 200$ for case (ii), $T = 400$ for case (iii), and $T = 800$ for case (iv).

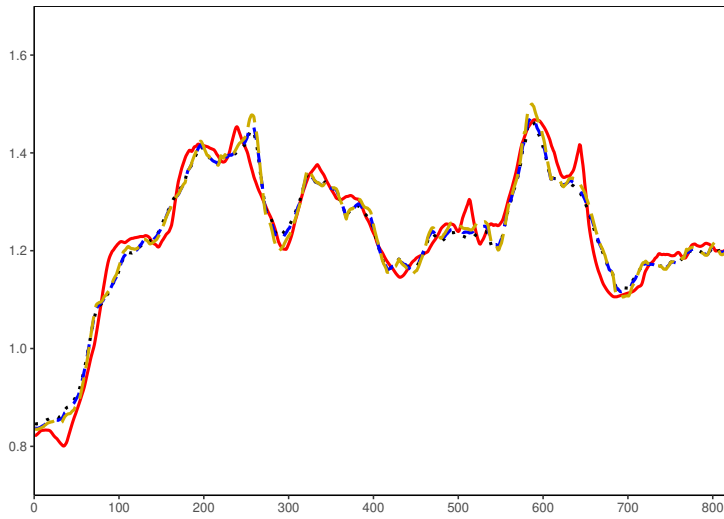
Table D.4: Results of structural break tests for $h_{T,t} = g_{T,t} = T^{-1/2} \sum_{i=1}^t v_i$ with $v_i \sim$ i.i.d. log normal

		# of estimated breaks					Frequency of $\hat{T}_B/T \in$		
		0	1	2	3	4	5	$[0.3 \pm 1/25]$	$[0.7 \pm 1/25]$
$\alpha = 0.1$									
(i)	SEQ	0.026	0.003	0.739	0.216	0.017	0.001	0.930	0.963
	BIC	0	0.002	0.899	0.095	0.005	0	0.958	0.994
	LWZ	0	0.008	0.986	0.007	0	0	0.954	0.995
	KT	0	0.002	0.864	0.126	0.009	0	0.956	0.994
(ii)	SEQ	0	0.001	0.728	0.259	0.014	0	0.992	0.997
	BIC	0	0	0.830	0.162	0.009	0	0.992	0.998
	LWZ	0	0.004	0.978	0.019	0	0	0.991	0.998
	KT	0	0	0.813	0.177	0.010	0	0.992	0.999
(iii)	SEQ	0	0	0.592	0.358	0.050	0.001	0.999	1
	BIC	0	0	0.703	0.266	0.031	0.001	1	1
	LWZ	0	0.002	0.954	0.044	0.001	0	0.998	1
	KT	0	0	0.705	0.261	0.033	0.001	1	1
(iv)	SEQ	0	0	0.378	0.495	0.124	0.003	0.999	1
	BIC	0	0	0.475	0.420	0.100	0.006	1	1
	LWZ	0	0.001	0.878	0.118	0.004	0	0.999	1
	KT	0	0	0.492	0.411	0.092	0.006	1	1
$\alpha = 0.2$									
(i)	SEQ	0.057	0.078	0.680	0.175	0.011	0	0.719	0.898
	BIC	0	0.067	0.843	0.088	0.003	0	0.780	0.968
	LWZ	0.026	0.198	0.772	0.004	0	0	0.665	0.935
	KT	0	0.070	0.800	0.122	0.009	0	0.775	0.966
(ii)	SEQ	0.004	0.059	0.710	0.219	0.010	0	0.846	0.966
	BIC	0	0.053	0.799	0.142	0.007	0	0.856	0.985
	LWZ	0.006	0.189	0.795	0.011	0	0	0.742	0.970
	KT	0	0.057	0.784	0.152	0.008	0	0.856	0.985
(iii)	SEQ	0.001	0.043	0.617	0.306	0.033	0.001	0.870	0.978
	BIC	0	0.042	0.688	0.247	0.023	0.001	0.892	0.994
	LWZ	0.004	0.170	0.803	0.023	0.001	0	0.776	0.978
	KT	0	0.045	0.688	0.240	0.027	0.001	0.889	0.993
(iv)	SEQ	0	0.034	0.428	0.448	0.089	0.002	0.872	0.986
	BIC	0	0.032	0.476	0.404	0.086	0.004	0.908	0.998
	LWZ	0.003	0.144	0.763	0.090	0.002	0	0.791	0.981
	KT	0	0.037	0.487	0.395	0.078	0.004	0.903	0.997

Note: $\beta_{T,t} = \mu_{T,t} + g_{T,t}$, where $\mu_{T,t} = \sum_{i=1}^3 \mu_i T^{-\alpha} 1\{\lfloor \tau_{i-1} T \rfloor + 1 \leq t \leq \lfloor \tau_i T \rfloor\}$ and $g_{T,t} = T^{-1/2} \sum_{i=1}^t v_i$ with $v_i \sim$ i.i.d. log normal with parameters $\mu = 0$ and $\sigma = 1$. The sample size is $T = 100$ for case (i), $T = 200$ for case (ii) $T = 400$ for case (iii), and $T = 800$ for case (iv).



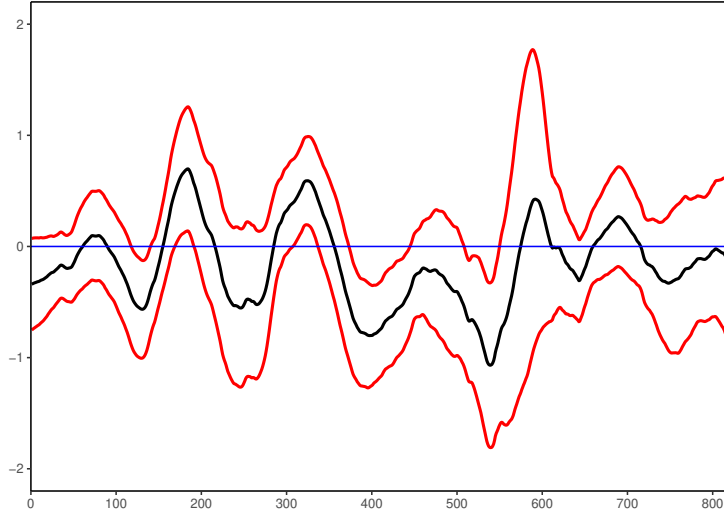
(a) Plot of the time-varying alpha



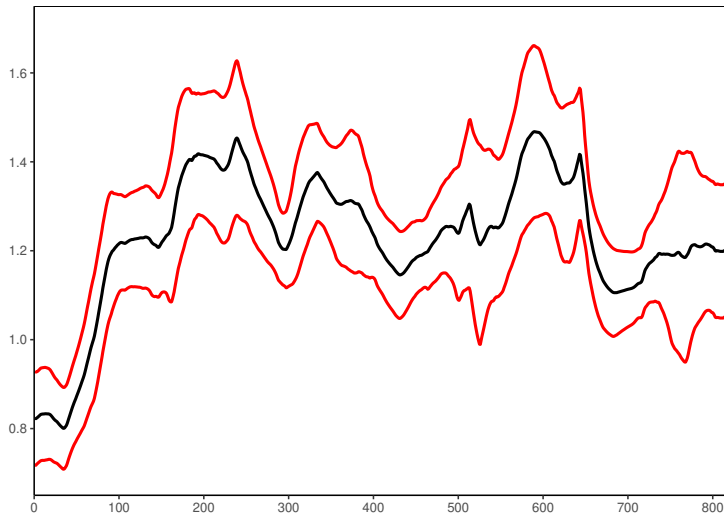
(b) Plot of the time-varying beta

Figure E.1: Estimates from the kernel method with $h = \hat{c}T^{-1/2}$ and Bayesian method (posterior means) for G

—: Kernel, ·····: Bayesian ($v_1 = 1$), - - - : Bayesian ($v_1 = 2$), - · - : Bayesian ($v_1 = 4$)



(a) Plot of the time-varying alpha



(b) Plot of the time-varying beta

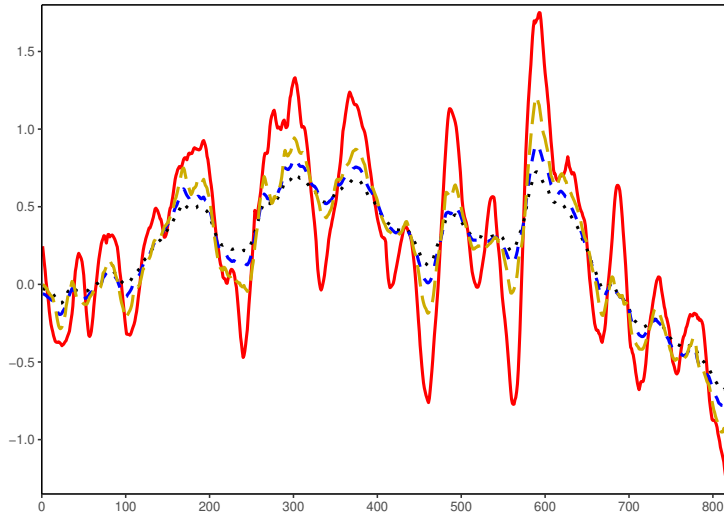
Figure E.2: Estimates and 95% confidence band from the kernel-based method ($h = \hat{c}T^{-1/2}$) for G

(The horizontal line in (a) indicates the value zero.)

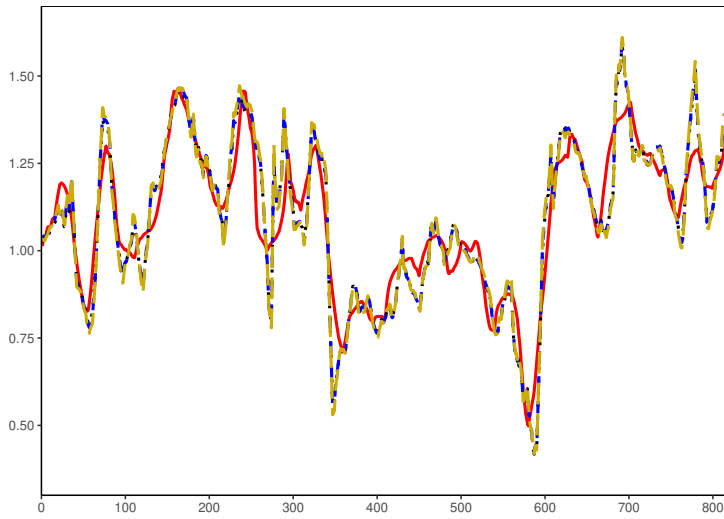
E.2 Estimates for V

In Figure E.3, we compare the estimates obtained from the kernel and Bayesian approaches. For the time-varying alpha, the kernel estimates are more volatile than the Bayesian estimates, but they share the same frequency. For the time-varying beta, both approaches produce quite similar paths, irrespective of the value of v_1 used in the Bayesian method. The relative in-sample fits are 1, 0.894, 0.876, and 0.840 for the kernel and Bayesian methods with $v_1 = 1, 2,$ and 4 .

Figure E.4a shows the estimated time-varying alpha and its confidence band obtained from the kernel method with $h = \hat{c}T^{-1/2}$. Although the confidence band for the estimated alpha includes zero as a whole, there are several periods when the value zero is excluded from the band. Figure E.4b depicts the estimated time-varying beta. From $t = 1$ to $t = 320$, it stays between 1 and 1.5, and then sharply drops to 0.7. It slowly increases from $t = 370$, but starts to drop sharply at $t = 510$ to reach the lowest level of 0.5 at $t = 580$. Then, the time-varying beta dramatically increases and re-enter the phase where it fluctuates around 1.2 from $t = 620$.



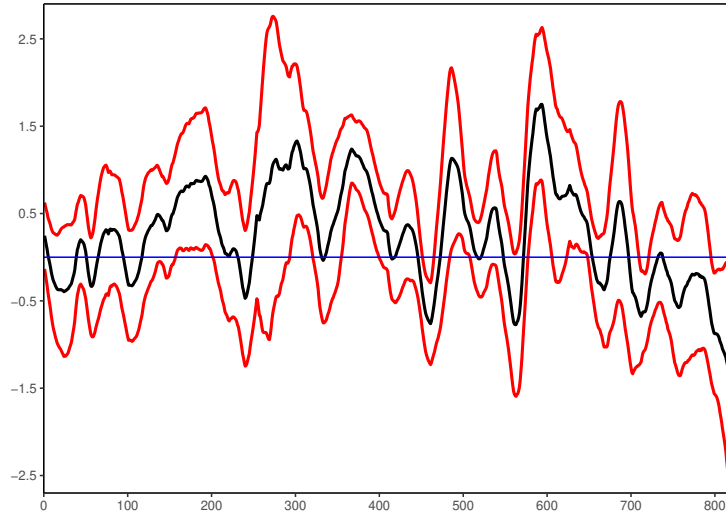
(a) Plot of the time-varying alpha



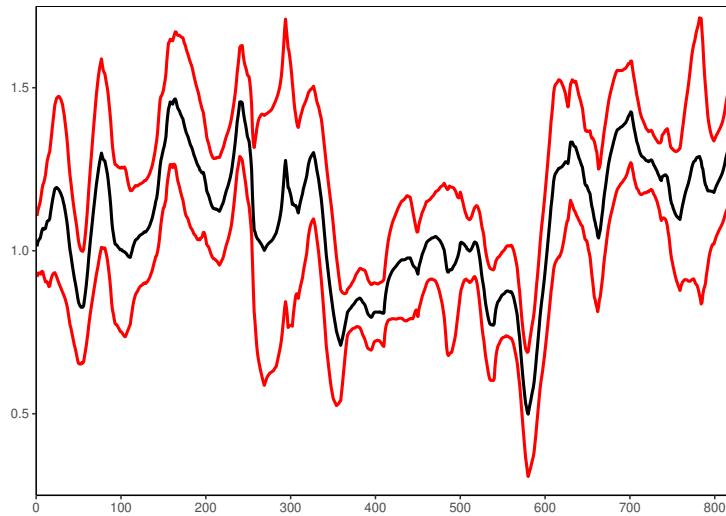
(b) Plot of the time-varying beta

Figure E.3: Estimates from the kernel method with $h = \hat{c}T^{-1/2}$ and Bayesian method (posterior means) for V

—: Kernel, ·····: Bayesian ($v_1 = 1$), - - - : Bayesian ($v_1 = 2$), - · - : Bayesian ($v_1 = 4$)



(a) Plot of the time-varying alpha



(b) Plot of the time-varying beta

Figure E.4: Estimates and 95% confidence band from the kernel-based method ($h = \hat{c}T^{-1/2}$) for V

(The horizontal line in (a) indicates the value zero.)

References to Appendices

- Andrews, D. W. K. (1988) Laws of Large Numbers for Dependent Non-Identically Distributed Random Variables. *Econometric Theory*, 4 (3), 458–467.
- Bai, J. and P. Perron (1998) Estimating and Testing Linear Models with Multiple Structural Changes. *Econometrica*, 66 (1), 47–78.
- Davidson, J. (1994) *Stochastic Limit Theory: An Introduction for Econometricians* Oxford University Press.
- de Jong, R. M. (1997) Central Limit Theorems for Dependent Heterogeneous Random Variables. *Econometric Theory*, 13 (3), 353–367.
- Giraitis, L., G. Kapetanios, and M. Marcellino (2021) Time-Varying Instrumental Variable Estimation. *Journal of Econometrics*, 224 (2), 394–415.
- Hansen, B. E. (1991) Strong Laws for Dependent Heterogeneous Processes. *Econometric Theory*, 7 (2), 213–221.
- Kurozumi, E. and P. Tuvaandorj (2011) Model Selection Criteria in Multivariate Models with Multiple Structural Changes. *Journal of Econometrics*, 164 (2), 218–238.
- Liu, J., S. Wu, and J. V. Zidek (1997) On Segmented Multivariate Regression. *Statistica Sinica*, 7 (2), 497–525.
- Nguyen, L., P. Perron, and Y. Yamamoto (2023) Mbreaks: Estimation and Inference for Structural Breaks in Linear Regression Models.
- Yao, Y.-C. (1988) Estimating the Number of Change-Points via Schwarz' Criterion. *Statistics & Probability Letters*, 6 (3), 181–189.