
Dual Thinking and Logical Processing - Are Multi-modal Large Language Models Closing the Gap with Human Vision ?

Kailas Dayanandan
Indian Institute of Technology
Delhi, 110016
kailasd@gmail.com

Nikhil Kumar
IIIT
Delhi, 110020
nikhil21174@iiitd.ac.in

Anand Sinha
Indian Institute of Technology
Delhi, 110016
anand.sinha85@gmail.com

Brejesh Lall
Indian Institute of Technology
Delhi, 110016
brejesh@ee.iitd.ac.in

Abstract

The dual thinking framework considers fast, intuitive processing and slower, logical processing. The perception of dual thinking in vision requires images where inferences from intuitive and logical processing differ. We introduce an adversarial dataset to provide evidence for the dual thinking framework in human vision, which also aids in studying the qualitative behavior of deep learning models. The evidence underscores the importance of shape in identifying instances in human vision. Our psychophysical studies show the presence of multiple inferences in rapid succession, and analysis of errors shows the early stopping of visual processing can result in missing relevant information. Our study shows that segmentation models lack an understanding of sub-structures, as indicated by errors related to the position and number of sub-components. Additionally, the similarity in errors made by models and intuitive human processing indicates that models only address intuitive thinking in human vision. In contrast, multi-modal LLMs, including open-source models, demonstrate tremendous progress on errors made in intuitive processing. The models have improved performance on images that require logical reasoning and show recognition of sub-components. However, they have not matched the performance improvements made on errors in intuitive processing.

1 Introduction

Dual thinking framework argues that humans have a fast intuitive system and a slow logical system, and has been widely mentioned in recent years [107, 105, 73, 21, 18]. A growing body of electrophysiological research suggests gist formation in initial 150 – 200ms using fast feed-forward processing, followed by slower iterative refinement [107, 39, 57, 101, 105, 99]. The dual thinking framework is not part of studies on visual perception due to the unavailability of methods to study them. Recent advancements in state-of-the-art performance have primarily been driven by scaling models and training on massive datasets using extensive computational resources. However, as the performance gains from scaling begin to saturate [54], the focus is shifting toward enhancing the reasoning abilities of foundation models and large language models.

Gestalt principles have been studied for over a century [109, 106] indicating its presence in human visual processing [83]. Gestalt theory proposes that humans perceive things as a whole rather than

as a sum of parts [115, 84], which was a deviation from structuralism that considered analyzing parts as a key to understanding the whole object [109, 110]. Gestalt principles and Structuralism are prominent theories about human visual perception [8, 55]; however, they are insufficient to describe class identification and complex logical processing in human vision. The theories are also independent of findings about initial gist formation in 200ms observed in many electrophysiological studies [107, 57, 73, 39]. There exists a research gap for a dataset that enables the analysis of initial gist formation and logical processing in human vision.

Marr’s three-level hypothesis [5, 68, 82] provides a framework for analyzing human visual processing. The analysis of computational aspects or the algorithmic component has been ignored in recent years as end-to-end deep learning models gained prominence [119, 80, 93]. The comparative studies have shown to help improve accuracy, robustness, and generalizability of models by incorporating strategies from human vision [76, 76, 34, 22, 65, 64, 29]. The computational models using deep learning helped enhance the understanding of human vision [108, 57, 90, 56, 58], though, they face criticism for using classification models unlike human vision that localizes objects [13, 92, 8]. Our main contributions in this paper include

(a) We observe that logical processing in the dual thinking framework is essential to define human visual processing completely. Our study shows that logical processing was nascent in segmentation models, and multi-modal LLMs in recent years have made tremendous progress in resolving many logical errors; however, they still face limitations that require reasoning using minor features like size differences.

(b) We show that instance segmentation models can serve as computational models of human vision and were able to observe common characteristics associated with human vision. The adversarial provides insights into intuitive processing and logical errors handled in later stage of human vision. The analysis indicates sub-component formation using Gestalt principles and the importance of shape to group components in intuitive processing.

(c) We introduce the Human Confusion Dataset, a diverse dataset to study dual thinking and strategies in human vision. We leverage the dataset to study the behavioral properties of deep learning models. the models.

2 Related Work

Deep learning models are not robust or generalizable despite attaining human-level performance on many tasks, leading to a comparison of strategies in deep learning models and human vision [7, 37, 46]. The comparisons are based on external behavior [35, 36, 33, 104] or by comparing internal representations [17, 51, 71, 86]. A significant finding in these studies is the texture bias in deep learning models [7, 37] and shape bias in human vision. The robust and accurate models had shape bias, which led to techniques to increase shape bias in deep learning models [37, 117, 62, 50, 97, 98]. However, models have shown good performance without shape information [14], and shape information can be extracted from later layers despite not being used for classification [46]. This indicates that shape may not be essential for discriminatory tasks. Subsequent work also shows that image stylization serves as a strong augmentation with shape bias emerging as a byproduct [74, 62]. This motivates the study of the importance of shape in instance segmentation tasks, which is similar to human vision that localizes objects. The computational analysis of segmentation task in cognitive science represents segmentation as interval graphs [2, 3, 32], which do not directly extend to image segmentation as instances can be composed of non-adjacent or disconnected segments (e.g., amodal closure in fig.2e), requiring separate analysis.

Deep learning models made many recent advances, helping them approach human-level performance on many tasks [12, 11, 52, 36, 79, 81, 44] including on benchmark datasets like ImageNet [89]. This led to the introduction of many datasets that expose different vulnerabilities of deep learning models [1, 4, 47, 25]; including adversarial datasets like Image Net-A, consisting of natural images that were tough for the ResNet-50 [45]. However, they are easier for humans and lack instance-level annotations. With deep learning models making progress on many of these adversarial datasets [60, 61], there is a need for datasets that are challenging for human vision to evaluate the progress and understand the behaviors and strategies in human vision and deep learning models. Stylized Image Net (SIN) enforces conflict between texture and shape by synthetically transferring texture from one class to object of another class [37]; however, it lacks diversity as it can study only texture

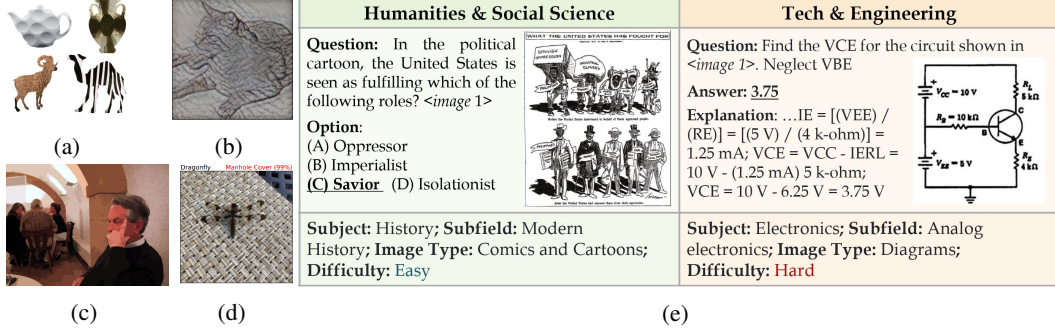


Figure 1: (a) Global Shape [7] (b) Shape vs Texture from SIN dataset [37] (c) Human vision require different sets of information [111, 53, 65], image shows perceptual abstraction or limited information necessary for human vision [24] (d) Images in ImageNet-A confuse deep learning models but not human vision [45] (e) An example from MMMU dataset for multi-modal LLMs [118].

shape bias and does not have a correct ground truth class. In contrast, images in our dataset have a ground truth class (e.g., fig. 2f in our dataset is a human hand and not a hand with cat texture, whereas fig. 1b from SIN is a cat shape with an elephant texture). The images in our datasets have a single stable state compared to bi-stable images. Similarly, another set of datasets focuses only on camouflaged or concealed objects (or figure-ground errors) [27, 59, 26, 69, 95]. These datasets cannot evaluate instance segmentation models trained on benchmark MS-COCO dataset [63] as the class of objects do not match. We do not constrain on any specific cue, which helps us address the gap in research about datasets that help cognitive scientists explore multiple aspects of human visual processing [53, 65, 111]. Our dataset has images with inherent cue conflicts, with the cue for the correct perception contradicting the cues used for intuitive processing. These images can enable the evaluation of the model qualitatively to understand its inductive biases, which can be helpful while designing systems for use in resource-constrained settings [6, 116, 23].

Visual question-answering datasets introduced earlier [48, 38, 70, 9, 100] are comparatively easy for current large language models. MMMU is a multi-discipline, multi-modal benchmark dataset for visual reasoning with questions on science, technology, and others [118] and requires specific knowledge of these fields. Similarly, the MATH-Vision dataset has 3,040 mathematical problems with visual contexts sourced from real math competitions [112]. While the images in these datasets have visual information that is simple to understand, answering the questions requires complex analysis and reasoning on the visual information gathered from these images (fig. 1e). In contrast, gathering visual information from images in our dataset requires reasoning to select the correct solution from different possible solutions. As deep learning models increasing applications find use in real-world settings (in the wild scenarios) like autonomous driving, there is a research gap for datasets that can help analyze and understand model limitations.

3 Dual Thinking Framework

In this section, we discuss the computational advantages of using a dual-thinking framework for visual processing and the significance of existing theories on human vision within this framework.

Theorem : *If we have multiple possible groupings involving a common region, with different prior probabilities, the lowest average number of iterations to reach correct grouping or segmentation is achieved by completely assigning the component to highest probabilities sequentially.*

Let $p_1, p_2, p_3 \dots p_n$ be the probability in the order of most probable grouping, such that $p_1 > p_2$ and $p_2 > p_3$ and so on and there are n possible groupings. The most probable grouping will be correct in the first iteration for p_1 fraction of the time, and the next highest probable grouping will take two iterations and be correct p_2 fraction of the time, and so on. The average length is given by

$$L_{avg} = 1p_1 + 2p_2 + 3p_3 \dots + np_n = \sum_{i=1}^n ip_i \quad (1)$$

We can prove the theorem by contradiction by showing that deviation from the condition in theorem increases the average length. Let us consider a case where a combination with probabilities p_x and p_y (such that $p_x > p_y$) are assigned position j and i , where $j > i$ to prove the theorem by contradiction. In this case the higher probability combination is tried out at a later stage. The difference in average length in this case compared to correct assignment would be $(jp_x + ip_y) - (ip_x + jp_y) = p_x(j - i) - p_y(j - i) = (p_x - p_y)(j - i)$. Since $p_x > p_y$ and $j > i$, this will result in a positive quantity. As deviating from the condition stated in the theorem causes an increase in the average length, the best possibility is the condition stated in the theorem.

We can also note that the $\sum_{i=1}^n p_i = 1$ and when $p_1 \rightarrow 1$ other p_i tends to 0 for $i \neq 1$.

$$\lim_{p_1 \rightarrow 1} L_{avg} \rightarrow 1 \quad (2)$$

The intuitive processing in human vision is quite accurate; hence, we usually do not perceive the first inference. However, multiple inferences are perceivable in images in our dataset as the first inference is wrong and differs from the final inference. For example, in fig.2a referenced later, interpreting the shadow as a skirt worn by the second lady is the human intuitive perception, and ignoring the shadow and considering only the second lady is the correct perception.

Sub-component Formation Let us consider a group of pixels $\mathbf{I} = \{p_{i,j}\}$ where $p_{i,j}$ represent pixel at (i, j) position. Instance segmentation creates disjoint and nonempty subsets of pixels (s_i) that correspond to object instances or the background and satisfy the conditions that each pixel can belong to only one instance, and the segments must collectively cover the entire image (eq. 3).

$$S = \{s_0, s_1, \dots, s_T\} \quad \text{where} \quad s_i \cap s_j = \emptyset \quad \text{and} \quad \bigcup_{i=0}^T s_i = I \quad (3)$$

$$c_i = \{p_{i,j}\} \quad \text{where} \quad \bigcup_i c_i \cup s_0 = I \quad \text{and} \quad c_i \cap c_j = \emptyset \quad (4)$$

In segmentation, the complexity or hardness is informally considered as the size of the search space [3, 2, 31], and the number of possible instances or the subsets possible for the set \mathbf{I} is $O(2^K)$, where K is the number of pixels in the image. A common approach is to reduce the number of elements [15, 32]. We can observe that figure-ground extraction can reduce a significant number of pixels by ignoring the background (s_0). The formation of sub-components (C) using Gestalt principles (e.g., proximity and similarity) or edges can reduce possible combinations from $O(2^K)$ to $O(2^{\text{card}(C)})$. This sub-component formation is also amenable for iterative processing as rectification of incorrect grouping in pixel-based processing can result in redundant intermediate steps observed in segmentation models that use iterative processing [113, 102], and prevent partial sub-component assignments (fig.4e in the results section) or different types of boundary errors [20].

Instance and Class Identification The shape can help evaluate the possibility of the groupings in this search space to form an instance (e.g. in fig.4c, with more probable shapes that correspond to common postures can be prioritized for faster computation in intuitive processing (similar to Theorem 1), and can be evaluated till $\bigcup_i c_i \cup s_0 = I$ is satisfied (e.g. fig.4c). The space of all possible groupings of components can be searched optimally to identify instances using shape as it prioritizes sub-groups that fit the different object shapes or postures.

Logical Processing

4 Methods

In the first part, we introduce Human confusion dataset consisting of images adversarial for human vision to study dual thinking framework and deep learning models. We then propose a method to automatically evaluate model correctness and similarity to intuitive processing in human vision.

4.1 Human confusion dataset

Grouping elements with similar properties, including brightness, color, contrast, texture, etc, is called similarity (e.g., fig.2c). Continuity is important in human vision and is concerned with grouping elements that form smooth contours (e.g fig.2c), and proximity refers to closer elements likely to be grouped [109] (e.g fig.2b). Human vision focuses only on salient regions of the image (or foreground) for analysis, and an example of a figure-ground error is shown in fig.2a and 2d. Amodal closure denotes the completion of occluded elements [77, 75], and errors mainly occur when we perceive parts of different instances as a single instance (e.g., fig.2e). The errors can also be due to a combination of many properties, for example, similarity, proximity, and continuity in fig.2c and similarity and proximity in fig.2b. A comprehensive review of Gestalt principles is provided in [109, 110]; and examples in supplementary data.




Figure 2: (a) Figure ground with a part of background grouped with the second lady (b) Proximity and similarity error where the legs are grouped with the child. (c) Similarity, continuity and proximity error occurring together, the shade on hand makes it similar to adjacent shirt and forms a continuous smooth curve. (d) Figure ground error where cover is wrongly identified as cat (e) Amodal Closure and Similarity error where components from two instances that are apart grouped together as a single instance. (f) An example of image that are not analyzed using segmentation models as the confusion is about class of identified instance

Data Collection We crowd-source the initial data using Amazon Turk, where participants collect 150 confusing images by searching for "confusing photos", "images that need to be looked twice to understand," and similar terms. The initial three participants collected generic images, and the following four participants collected confusing images related to common objects. To expand the dataset, we engaged three additional participants to collect confusing images that were not part of the crowd-sourced set, as there was significant overlap and many synthetic images among the collected data using Amazon Turk. In total, ten participants contributed to the image collection, including seven from Amazon Turk and three for dataset expansion.

Data Preparation We remove duplicate and synthetic images from the collected dataset and filter images where the instance segmentation task cannot identify the confusion or the confusion pertains to objects that do not belong to classes in the MS-COCO dataset. The final dataset consists of 1000 images without any NSFW content in correct perception with confusing instances belonging to classes in MS-COCO dataset [63]. Using open-clip embeddings, we identified over 350 images matching entries in the LAION-5B dataset [91] (NeurIPS-2022), making them available for research. Annotations include details about image presence in existing datasets and those available in the open domain. We have shared the URL's of all 1000 images in the dataset.

We annotate each image on (a) Gestalt principles (figure-ground, proximity, continuity, similarity, and amodal closure) except modal closure to analyze qualitative behavior, (b) logical errors (size and count difference) to evaluate vulnerabilities, (c) instances with global shape of one instance but containing instances of different class to evaluate shape bias, and (d) images in wild that can help understand out of distribution behavior. The annotation also includes the operations and masks to check the correctness and similarity to the intuitive perception.

4.2 Psychophysical Experiments

We conducted experiments with 100 participants, who were shown the images in batches of 100 or 200 images, and information was sought on the confusion in the images. The first two questions—whether participants "found anything confusing in the image"—helps us confirm that the images contained ambiguous regions, while the follow-up question—whether they "could immediately recognize the correct interpretation"—allowed us to assess for multiple inferences and dual thinking. The questions

in our study included: (a) Did you find anything confusing? (b) Did you immediately recognize it? (c) Would you have identified the confusion if the image had not been labeled as confusing? (d) For participants who initially found no confusion, we showed them the confusion masks and then asked if they found that confusing. These questions also allowed us to investigate early stopping in human visual processing.

4.3 Model Evaluation

Multi-modal LLM’s currently do not support instance segmentation and respond only in text. To evaluate LLM’s, we frame questions that allow us to assess whether the model’s response aligns with intuitive or correct perception. The questions had answers in Yes/No format or numeric format and prompts were used to instruct the LLM’s to respond accordingly (*Answer only Yes or No* or *Answer only in Numeric*). The model outputs were then compared against annotated correct answers and intuitive perceptions. Similarly, we evaluate the confusing region separately in segmentation models to prevent it from being overwhelmed by the overall error [20]. In our analysis of images in the dataset, we observe that the errors in human perception mainly fall into the following categories **(a)** an object is missed out completely, **(b)** a part of an instance or background is wrongly grouped with another instance **(c)** two instances group to form a single instance **(d)** a part of the background identifies as an object or **(e)** an instance is misclassified to be of a different class. We identify the confusing instance using the Intersection over Union (*IoU*) score with the instance mask and the model outputs to identify confusing objects. We use separate masks to identify human perception and correct perception to make evaluation independent of the size of the confusing region. The algorithm to evaluate the different errors is described in the supplementary data.

4.4 Experimental Setting

In our study, we consider three multi-modal LLM’s, GPT-4o mini [78] and GPT-4o [49] from OpenAI and open source model LLaMA 3.2 11B [72] from Meta. We use segmentation models from MMDetection framework [19], trained on the MS-COCO dataset [63], and consider model outputs above the confidence threshold of 0.7. We evaluate models on 983 images except for 17 images with confusion related to the labels (e.g., fig2f). We select the thresholds for the automatic evaluation by comparing human annotations on a randomly selected subset of 250 images from our dataset on seven models. The threshold for recognizing instance is 73%, 25% overlap of confusion region not part of an instance, and 70% for being part of an instance. The automatic detection algorithm matched the human annotation decisions in 94.94% of cases.

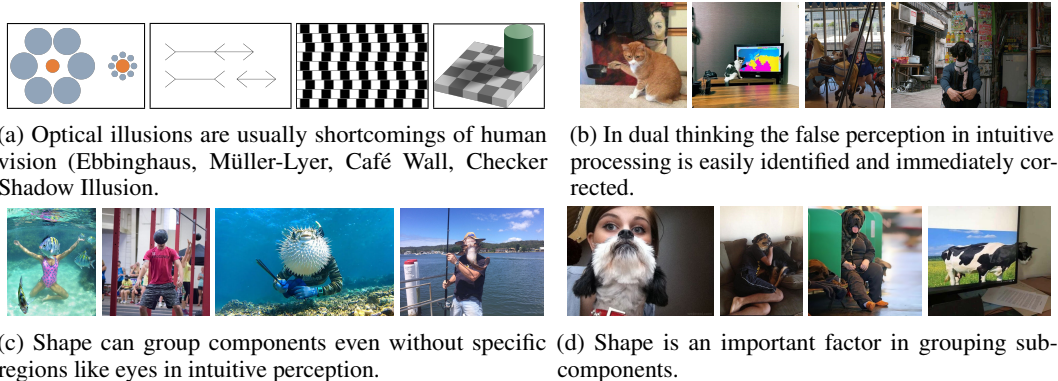
5 Results

In this section, we provide evidence for the dual thinking framework in human vision and discuss different strategies used in these stages. We then analyze deep learning models using the method described earlier.

5.1 Human Visual Processing

In this section, we first examine the evidence for dual thinking and aspects of intuitive and logical processing using our Human Confusion dataset. We then present the results of psychophysical experiments and demonstrate the usefulness of our dataset to study dual thinking in human vision.

Dual thinking framework We could perceive multiple inferences, including the wrong first inference followed by a correct inference in our dataset, indicating the presence of a dual-thinking framework. The initial inference is corrected almost immediately (e.g., fig.3d,3c), which is in contrast to optical illusions used to demonstrate the shortcomings of human vision, where the decision does not usually change (fig.3a). In some images, the logical processing does not identify the errors; however, the users can recognize them retrospectively, which validates a common assumption in computational models of human vision about processing till a confidence threshold is attained [103]. For example, the camouflaged bird in fig.4d is not easily identifiable, but as these are not limitations of human vision, the users can identify the bird when mentioning the location.



(a) Optical illusions are usually shortcomings of human vision (Ebbinghaus, Müller-Lyer, Café Wall, Checker Shadow Illusion).

(b) In dual thinking the false perception in intuitive processing is easily identified and immediately corrected.

(c) Shape can group components even without specific regions like eyes in intuitive perception.

(d) Shape is an important factor in grouping sub-components.

Figure 3: Multiple inferences indicates dual thinking framework.

Instance and Class Identification Shape as a method for grouping components to form instances is observable in grouping errors due to common posture (e.g. fig.4c), and the examples where two components from two instances with the shape of an instance (e.g., fig.3c). The priority for shape over color for grouping components in intuitive processing is observable in amodal closure errors, where sub-components of a single class with widely different colors are grouped as they have the shape of a single instance. The shape also had priority over length in grouping components that are widely separated. Our dataset provides evidence for the importance of shape in instance identification compared to existing studies that focus on shape for classification. We can observe the formation of sub-components, which is evident in errors that occur in groups of related pixels. Gestalt principles and edge-based processing can help in sub-component formation; however, the adversarial examples only indicate sub-component formation but cannot distinguish between these approaches.

Psychophysical Trials Our analysis of psychophysical trials showed that participants found on average, 96% of the images confusing. In 51.69% images the confusion was immediately recognizable, indicating the errors in intuitive processing that are corrected immediately and can be considered examples of dual thinking. Participants also noted that, for many images, they might not have noted the confusing regions without prior mention as confusing images before the experiment. This suggests early stopping in human vision, where processing stops after the perception deems the information sufficient.

Computational Model YOLACT model [10] designed for real-time operation with architecture that uses grouping by shape had a larger shape bias (as defined in [37]) of 17 on images with the global shape of one of class but comprised of two instances of different classes (e.g fig.3d) compared to next highest model GroIE [87] that had a shape bias of only 5.5. In these images, intuitive processing prioritizes shape, whereas correct perception requires focusing on texture. YOLACT also had a higher ratio of human intuitive reference to correct inference overall and on Gestalt properties except for amodal closure errors. Segmentation model’s ability to model human vision and its characteristics can enable their use as computational models of human vision and address a major criticism of using classification models that cannot localize objects.

5.2 Segmentation Models

Our study observes that human vision uses a top-down approach similar to Gestalt theory, focusing on overall structure and shape, compared to deep learning models that focus more on details, similar to the structuralist theory of human vision. In many cases, the models generate outputs with both correct perception and perception similar to intuitive processing, as they do not learn the constraints in eq.3, a trivial logic in human visual processing. In general, the texture bias in deep learning models helped them perform slightly better on figure-ground errors (24 – 40%) (e.g., fig.4a, 4b and 6a), and the smaller receptive field helps deep learning models avoid amodal closure errors in our adversarial dataset (23 – 66%) (fig.6a). The dataset and the proposed approach can help evaluate changes in the qualitative behavior of models with changes in model architecture, training procedure, or dataset and augmentation approaches. Despite better performance in categories like amodal closure and

figure-ground errors, all the segmentation models predicted wrongly on 47.81% of images, and swin-transformer was most accurate at 34%.




Figure 4: Top row has the input image, second row contains response of Instaboost with ResNet-101 backbone [28] and third row contain outputs of Swin-Transformer (a) Shape focus in human vision does not text for texture and identifies as cat which is a cover (b,c) Texture focus help models identify the camouflaged bird and the dog (d) The texture focus identifies the bird but assigns wrong class as sheep (e) Amodal closure and the second row shows absence of sub-component formation causing errors on boundaries.

Deep learning models have been criticized for shortcut learning by biasing on texture [34], while our dataset shows that human vision is also prone to errors due to shape bias; however, logical processing helps human vision recover from many of these errors. In general, models should be correct, robust, and generalizable and not limited by human performance or similarity in strategies to human vision. Deep learning models have outperformed human vision in many tasks that require the analysis of finer patterns [94, 41, 88, 96], and performance on these tasks can be improved with scaling [42] (for example, the biggest improvements have been made in figure ground, camouflage and similarity which require identifying finer patterns fig.6c). From an energy standpoint, the human brain is the most expensive organ [57]; hence, visual processing must operate within energy and size constraints. The coarse to fine processing and early stopping can enable efficient processing in human vision.



Figure 5: Input image, segmentation model (swin-t) output and response of multi-modal LLMs.

5.3 Logical Processing

The mistakes in intuitive processing in human vision are corrected during subsequent processing, whereas models face a significant limitation in their inability to identify and rectify logical errors. The models lack sub-component structure and depend on probabilistic grouping of components, leading to errors related to count mismatches, size differences, and failure to recognize impossible patterns.

Sub-component Differences : Human vision can distinguish instances where objects of different sizes appear together with the shape of a single object in the second stage of processing. Using overall shape to group components can make intuitive processing prone to these errors. Multi-modal LLMs have made progress but are still in the lower ranges (37 – 61%) (fig.5a, 6c). Segmentation models had lower accuracy (6 – 17%) and made errors similar to human intuitive processing (56 – 81%), as they are unable to recognize the relative size of components. Similarly, multi-modal LLMs also learn amodal closure as an emergent property and tend to merge disconnected components by shape, hence performing poorly on adversarial examples (fig.6c). They lack finer reasoning of sub-components as in human vision (e.g., wrongly merged components of different genders are identified from clothing and accessories), and such examples requiring finer analysis may be rare in the dataset, making it difficult to learn during training [30].

Count Mismatch : Segmentation models made the same mistake as intuitive processing in human vision in 56 – 62% of images (fig.6b). The components grouped using the most probable shape tend to group nearby components without sub-component structure, and most models had poor accuracy (3 – 10%). For example, in fig.5d, the common shape is used to form the first instance, and the remaining components form the next instance in human vision. In many cases, we also observe all the components to be grouped in intuitive processing (e.g., fig.5b). The models seem to rely on a probabilistic grouping of the components without substructures and identify them as a single instance. Multi-modal LLMs made progress at (62 – 79%), where the errors in count difference occur primarily with sub-components higher than possible for the class and are learnable [40].

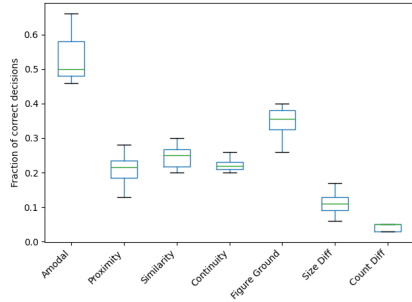
Impossible Patterns : Human vision can identify objects in poses that are not feasible (e.g., fig.5c,5d). In the case of segmentation models, this capability is missing as it relies on probabilistic grouping. They also split sub-components and partially assign them to two instances by splitting on proximity rather than assigning a sub-component entirely to one instance. The formation of sub-components in human vision can help avoid these errors.

Multi-modal LLMs have made progress and show their understanding of sub-structures and the relation between sub-components in response to queries when executed without prompts to force a Yes/No response. In contrast, segmentation models lack sub-component structure and rely on grouping sub-components without logical underpinnings. Their poor performance with errors similar to intuitive processing indicates the absence of the second stage of processing that helps detect and recover from these errors.

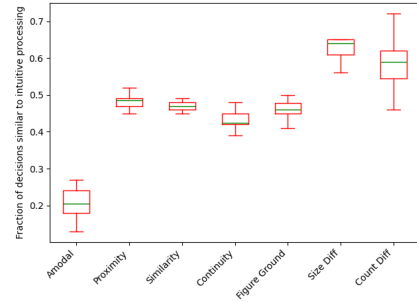
5.4 Discussion

Initial approaches to reasoning in LLM involve planning the solution approach and guiding the answer generation through multiple steps or 'thoughts' (e.g. chain of thought). This approach was further improved by generating many answers and choosing the final response by voting (e.g. Self-Consistency with Chain of Thought [114]). However, this method does not necessarily select the most suitable answer through reasoning and encounters performance saturation by scaling [16]. In contrast, human visual processing makes an initial inference and then verifies for logical errors. In case of error, the solution search is constrained to the region with error to select the appropriate solutions for that specific region, which can also be more efficient. This is conceptually similar to the tree of thought method of reasoning, which enables backtracking in case of error in a multi-step approach [67]. However, unlike the step-by-step evaluations of the tree of thought method, human visual processing appears to create a complete initial inference before checking for errors. Our dataset contains images that require the basic knowledge that human vision uses for processing visual information or knowledge that should be memorized by deep learning models, compared to specialized models that require domain-specific training or interface with external sources or tools.

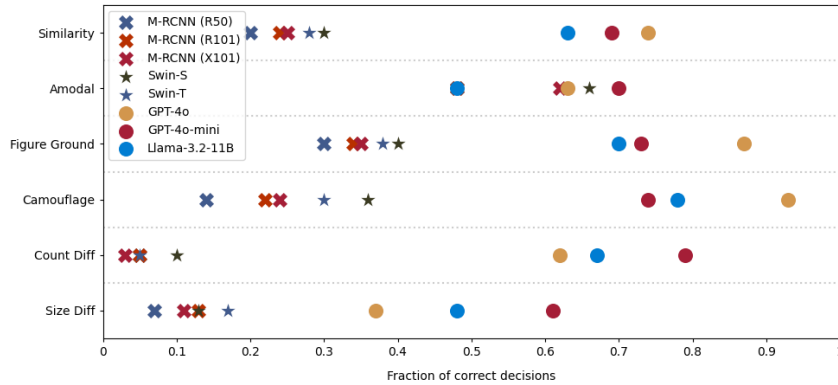
Ours is an adversarial dataset that requires biasing on cues that are not commonly occurring; hence, better performance on this dataset may not translate to better metrics on benchmark datasets, which is a limitation of our dataset.



(a) Fraction of correct inference for segmentation models (e.g. second row in fig.4a,4b are correct).



(b) Fraction of inferences similar to errors in human intuitive processing for segmentation models (e.g. third row in fig.4a,4b).



(c) Plots comparing model performance qualitatively

Figure 6: Multi-modal LLM’s have made tremendous progress compared to segmentation models.

6 Conclusion

Our adversarial dataset provides insights into the dual-thinking framework in human visual processing, and computational analysis shows the advantages of human visual processing. The analysis of model behavior shows the limitations of segmentation models in performing logical processing in the second stage of human vision and the tremendous progress made by multi-modal LLMs. However, LLMs still lack fine-grained reasoning abilities, including recognizing size differences. Our study shows that segmentation models can replicate characteristics of human vision, indicating their potential to serve as computational models for human vision. Additionally, our dataset can help cognitive scientists evaluate new theories on human vision and validate assumptions about human visual processing.

Appendix

Model Comparison

The comparison plot for different models is shown in fig.?? and fig.11. The quantitative data for overall comparison plots is shown in Table.1. The LLM model performance for amodal closure is shown in fig.10, examples that require finer analysis is shown in fig.9, examples where recognition of impossible patterns is shown in fig.8. The understanding of sub-structures in LLM is indicated by their responses as shown in fig7. These examples support the below statements in the main paper

Human vision can distinguish instances where objects of different sizes appear together with the shape of a single object in the second stage of processing. Using overall shape to group components can make intuitive processing prone to these

errors. Multi-modal LLMs have made progress but are still in the lower ranges (37 – 61%) (fig.??).

multi-modal LLMs also learn amodal closure as an emergent property and tend to merge disconnected components by shape, hence performing poorly on adversarial examples (fig.??). They lack finer reasoning of sub-components as in human vision (e.g., wrongly merged components of different genders are identified from clothing and accessories), and such examples requiring finer analysis may be rare in the dataset, making it difficult to learn during training [30].

Multi-modal LLMs made progress at (62 – 79%), where the errors in count difference occur primarily with sub-components higher than possible for the class and are learnable [40].

Multi-modal LLMs have made progress and show their understanding of sub-structures and the relation between sub-components in response to queries when executed without prompts to force a Yes/No response.



Is the truck carrying anything ?


llama-3.2-11B : The truck is transporting a large, cylindrical structure that appears to be made of metal. The structure has a unique design with a series of rectangular panels and a large circular opening on one side. It is not clear what the purpose of this structure is or what it is used for, but it could be a piece of industrial equipment or a decorative feature.



Is the truck carrying a cruise ship ?

llama-3.2-11B : The truck is not carrying a cruise ship. The image appears to be a joke or a prank, as the truck is not designed to carry a cruise ship and it would be impossible for it to do so. The image is likely meant to be humorous or satirical, rather than a realistic representation of a truck carrying a cruise ship.

Figure 7: LLMs show understanding of sub-components and their relation to each other.



How many cats are there in the picture ?

*gpt-4o : 1
gpt-4o-mini : 1
llama-3.2-11B : 1*



how many people are there in the picture ?

*gpt-4o : 1
gpt-4o-mini : 1
llama-3.2-11B : There is 1 person in the picture.*



Do you see the singer's legs ?

*gpt-4o : Yes.
gpt-4o-mini : Yes
llama-3.2-11B : Yes.*

Figure 8: Examples from errors made where llms cannot recognize impossible patterns

Model Evaluation

In both segmentation models as well as large language models, we only evaluate confusion region.



How many people are there in this picture ?

gpt-4o : 2
gpt-4o-mini : 2
llama-3.2-11B : 2




How many people are there in the picture?

gpt-4o : 1
gpt-4o-mini : 1
llama-3.2-11B : 1



Can you see a man wearing jean shorts?

gpt-4o : Yes.
gpt-4o-mini : Yes
llama-3.2-11B : Yes.



Does the boy have a ponytail ?

gpt-4o : Yes.
gpt-4o-mini : Yes
llama-3.2-11B : Yes.

Figure 9: Images requiring fine analysis of patterns



how many dogs are there in the picture ?

gpt-4o : 1
gpt-4o-mini : 1
llama-3.2-11B : 1



How many dogs are in this picture ?

gpt-4o : 1
gpt-4o-mini : 1
llama-3.2-11B : 1



How many people do you see in the picture

gpt-4o : 1
gpt-4o-mini : 1
llama-3.2-11B : 1



How many people are in the picture ?

gpt-4o : 2
gpt-4o-mini : 2
llama-3.2-11B : 2

Figure 10: Examples from amodal closure errors where all the large language models made mistake

Multi-modal LLM Evaluation

In case of large language models, there could be multiple answers and the evaluation of answers would need to be done using another large language model. We modified the questions to have an Yes No answer (fig.??) or a Numeric answer (fig.12). We then add prompts to the question to force the multi-modal LLM to give the answer accordingly.

We consider three multi-modal LLM’s, GPT-4o mini [78] and GPT-4o [49] from OpenAI and open source model LLAMA 3.2 11B [72] from Meta that was locally setup for our study. We conducted experiments on machine with NVIDIA A100 (80 GB GPU) running Ubuntu 20.04.6 LTS.

Segmentation Model Evaluation

In our analysis of images in the dataset, we observe that the errors in human perception mainly fall into the following categories (a) an object is missed out completely, (b) a part of an instance or background is wrongly grouped with another instance (c) two instances group to form a single instance (d) a part of the background identifies as an object or (e) an instance is misclassified to be of a different class. We evaluate the confusing region separately to prevent it from being overwhelmed by the overall error [20]. The basic algorithm that checks whether a part of the background is wrongly added to a confusing object instance is shown in alg.1 and an example in fig.13. We identify the confusing instance using the Intersection over Union (*IoU*) score with the instance mask and the model outputs. We use separate masks to identify human perception and correct perception to make evaluation independent of the size of the confusing region. The basic algorithm is modified to address the different types of errors described earlier. In case of errors, where the intuitive perception completely misses the confusing object instance (e.g., camouflaged animals), we skip the second part of the algorithm that evaluates the confusing region. In the case of errors, where two instances appear

Table 1: Overall model performance.

Property	Model	FG †	Proximity	Similarity	Continuity	Amodal	Global Mix	Size Diff	Count Diff	Camo ‡
Correct	DetectoRS-R50	0.38	0.25	0.27	0.22	0.46	0.17	0.17	0.05	0.32
	DetectoRS-R101	0.38	0.24	0.27	0.23	0.48	0.16	0.09	0.03	0.3
	M-RCNN-R50	0.3	0.17	0.2	0.2	0.48	0.08	0.07	0.05	0.14
	M-RCNN-R101	0.34	0.2	0.24	0.22	0.48	0.1	0.13	0.05	0.22
	M-RCNN-X101	0.35	0.2	0.25	0.21	0.62	0.11	0.11	0.03	0.24
	YOLACT-R50	0.26	0.13	0.14	0.13	0.23	0.04	0.06	0.03	0.15
	YOLACT-R101	0.24	0.13	0.14	0.13	0.25	0.02	0.07	0.03	0.1
	Swin-T	0.38	0.25	0.28	0.26	0.63	0.22	0.17	0.05	0.3
	Swin-S	0.4	0.28	0.3	0.27	0.66	0.29	0.13	0.1	0.36
	Instaboost-R50	0.32	0.18	0.21	0.21	0.48	0.08	0.09	0.05	0.17
	Instaboost-R101	0.37	0.22	0.26	0.22	0.52	0.08	0.09	0.05	0.28
	Instaboost-X101	0.36	0.22	0.25	0.22	0.58	0.14	0.11	0.03	0.25
	GROIE-R50	0.35	0.21	0.25	0.23	0.54	0.1	0.11	0.05	0.23
	GROIE-R101	0.38	0.22	0.26	0.23	0.58	0.07	0.15	0.05	0.25
	GPT-4o	0.87	0.77	0.74	0.68	0.63	0.9	0.37	0.62	0.93
	GPT-4o-mini	0.73	0.71	0.69	0.67	0.7	0.76	0.61	0.79	0.74
Llama-3.2-11B	0.7	0.66	0.63	0.59	0.48	0.84	0.48	0.67	0.78	
Human	DetectoRS-R50	0.45	0.49	0.49	0.48	0.25	0.31	0.72	0.72	0.56
	DetectoRS-R101	0.48	0.52	0.52	0.5	0.27	0.33	0.81	0.62	0.61
	M-RCNN-R50	0.47	0.47	0.46	0.39	0.18	0.23	0.59	0.54	0.71
	M-RCNN-R101	0.45	0.47	0.45	0.43	0.21	0.22	0.61	0.51	0.66
	M-RCNN-X101	0.45	0.49	0.47	0.44	0.18	0.27	0.65	0.62	0.63
	YOLACT-R50	0.5	0.48	0.47	0.39	0.14	0.37	0.59	0.46	0.78
	YOLACT-R101	0.54	0.5	0.49	0.41	0.13	0.34	0.61	0.49	0.82
	Swin-T	0.43	0.45	0.46	0.42	0.24	0.14	0.65	0.59	0.57
	Swin-S	0.41	0.45	0.46	0.45	0.27	0.16	0.74	0.62	0.51
	Instaboost-R50	0.48	0.49	0.48	0.42	0.15	0.29	0.56	0.56	0.71
	Instaboost-R101	0.44	0.47	0.45	0.42	0.18	0.27	0.65	0.62	0.6
	Instaboost-X101	0.47	0.5	0.48	0.45	0.21	0.23	0.65	0.56	0.65
	GROIE-R50	0.46	0.48	0.47	0.42	0.2	0.29	0.63	0.59	0.64
	GROIE-R101	0.46	0.49	0.48	0.46	0.24	0.39	0.63	0.59	0.63
	GPT-4o	0.12	0.22	0.25	0.31	0.37	0.1	0.61	0.38	0.05
	GPT-4o-mini	0.27	0.29	0.3	0.32	0.28	0.24	0.39	0.21	0.25
Llama-3.2-11B	0.29	0.33	0.36	0.4	0.51	0.16	0.5	0.31	0.21	

†Figure Ground.

‡Camouflage

as a single instance, we run the basic algorithm using two sets of instance masks for each object to evaluate for correct perception and a mask with these two instances together to verify intuitive perception.

We use models from the MMDetection framework [19] trained on the MS-COCO dataset [63] and consider model outputs above the confidence threshold of 0.7. We select the thresholds for the automatic evaluation by comparing human annotations on a randomly selected subset of 250 images from our dataset on seven models. The threshold for recognizing instance is 73%, 25% overlap of confusion region not part of an instance, and 70% for being part of an instance. We conducted experiments on a Dell machine with an Intel Xeon-E5-v4 CPU and NVIDIA Titan X (12 GB GPU) running Ubuntu 20.04.6 LTS.

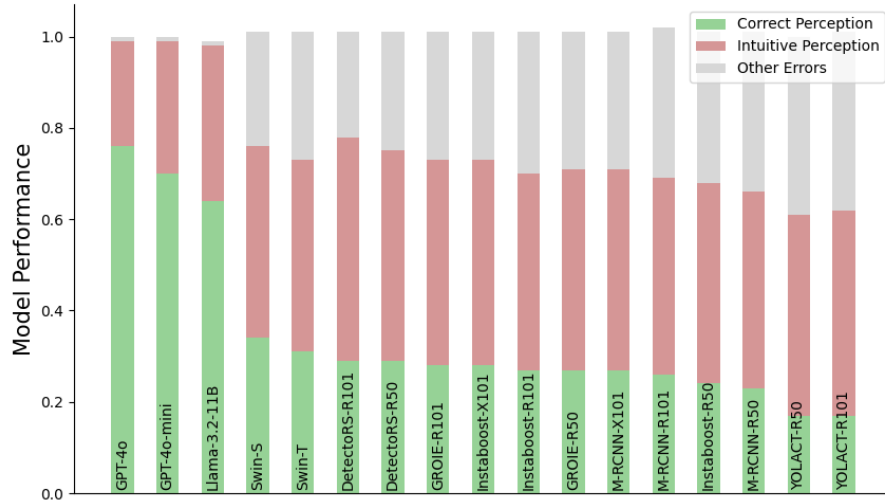


Figure 11: Overall model performance [87, 43, 10, 66, 85, 28]. In segmentation models, the model can predict both human and correct and hence they can add up to more than 1.

Algorithm 1 Basic automatic evaluation algorithm

Input: modelOutput, instanceMask, confusionMask, includeConfusion, cThreshold

Output: correctStatus

```

1: matches  $\leftarrow$  []
2: for each instance  $\in$  modelOutput do
3:   score  $\leftarrow$  IoU(instance, instanceMask)
4:   if (score > match_threshold) then
5:     matches.insert(instance, score)
6:   end if
7: end for
8: matches.sort(key=score, reverse=True)
9: result = False
10: for each match, score  $\in$  matches do
11:   overlap  $\leftarrow$  IoU(match*confusionMask, confusionMask)
12:   if (overlap > cThreshold) and includeConfusion then
13:     result = True
14:   end if
15:   if (overlap < cThreshold) and not includeConfusion then
16:     result = True
17:   end if
18: end for
19: return result

```




How many dogs did you see? Answer with a Numeric value

gpt-4o : 2

gpt-4o-mini : 2

llama-3.2-11B : 1



Can you see the legs of man in centre? Answer only Yes or No

gpt-4o : No.

gpt-4o-mini : No

llama-3.2-11B : Yes.




How many dogs do you see?

gpt-4o : This image creates an illusion! It looks like there's one dog at first glance, but if you look closely, you'll notice there are two dogs. One dog's body is behind the other, perfectly aligning to give the impression of just one. Fun visual trick!

gpt-4o-mini : The image shows one dog. It appears that the dog is standing on the ground, with its head slightly turned, which might create the illusion of multiple animals. However, there is only one dog in the image.

llama-3.2-11B : There is one dog visible in the photo



Can you see the legs of man in centre ?

gpt-4o : Yes, the image appears to be an optical illusion where the man in the center seems to have legs in high heels. However, this is caused by a woman standing on the other side of the bar, making it look like her legs belong to him. It's a humorous and clever visual trick!

gpt-4o-mini : Yes, I can see the image you're referring to. The man in the center appears to be wearing a formal outfit with a black vest and bowtie. However, the image has been cleverly staged or edited to make it seem like he has the legs of a woman, dressed in a blue skirt and high heels. This creates a humorous visual effect, where his upper body remains in formal attire while the legs appear to be that of someone else.

llama-3.2-11B : Yes, the bartender in the center appears to be wearing a short blue skirt and has a white-and-blue interior in a sleeveless design. The skirt is one of a minimalist style in length, usually above the knees. It can also be noted that the skirt closely resembles the blue dress of the person seen in the left side of the image. If the skirt is in fact being worn with the attire of a bartender, it may be a promotional element worn specifically for the photo-op depicted.

Figure 12: Prompts are added to questions to force an an Yes No answer or a Numeric response.




Figure 13: An example showing automatic evaluation of correctness and similarity to human vision. (a) Input image (b) Mask of confusing Instance (c) Identified correct instance using IoU (d) Extracted Instance (e) Confusion region mask (f) Confusion Region Overlap = 0.013 < threshold.

Acknowledgments and Disclosure of Funding

The authors thank Dr.Sumeet Agarwal for initial guidance and discussions, Shubham Jain and Abhilash Kankokaran for insightful discussions and contributions. The authors also acknowledge the contributions of Gayatri T, Nikhil VM, Shafi, Tanushka and others for their support in data collection and annotation.

References

- [1] Amro Abbas and Stéphane Deny. Progress and limitations of deep networks to recognize objects in unusual poses. In *Proceedings of the AAAI Conference on Artificial Intelligence*, volume 37, pages 160–168, 2023.
- [2] Federico Adolphi, Todd Wareham, and Iris van Rooij. Computational complexity of segmentation. In *Proceedings of the Annual Meeting of the Cognitive Science Society*, volume 44, 2022.
- [3] Federico Adolphi, Todd Wareham, and Iris van Rooij. A computational complexity perspective on segmentation as a cognitive subcomputation. *Topics in Cognitive Science*, 2022.
- [4] Michael A Alcorn, Qi Li, Zhitao Gong, Chengfei Wang, Long Mai, Wei-Shinn Ku, and Anh Nguyen. Strike (with) a pose: Neural networks are easily fooled by strange poses of familiar objects. In *Proceedings of the IEEE/CVF conference on computer vision and pattern recognition*, pages 4845–4854, 2019.
- [5] Barton L Anderson. Can computational goals inform theories of vision? *Topics in Cognitive Science*, 7(2):274–286, 2015.
- [6] Gregor Bachmann, Sotiris Anagnostidis, and Thomas Hofmann. Scaling mlps: A tale of inductive bias. *Advances in Neural Information Processing Systems*, 36, 2024.
- [7] Nicholas Baker, Hongjing Lu, Gennady Erlikhman, and Philip J Kellman. Deep convolutional networks do not classify based on global object shape. *PLoS computational biology*, 14(12):e1006613, 2018.
- [8] Valerio Biscione and Jeffrey S Bowers. Mixed evidence for gestalt grouping in deep neural networks. *Computational Brain & Behavior*, 6(3):438–456, 2023.
- [9] Ali Furkan Biten, Ruben Tito, Andres Mafra, Lluís Gomez, Marçal Rusinol, Ernest Valveny, CV Jawahar, and Dimosthenis Karatzas. Scene text visual question answering. In *Proceedings of the IEEE/CVF international conference on computer vision*, pages 4291–4301, 2019.
- [10] Daniel Bolya, Chong Zhou, Fanyi Xiao, and Yong Jae Lee. Yolact: Real-time instance segmentation. In *Proceedings of the IEEE/CVF International Conference on Computer Vision*, pages 9157–9166, 2019.
- [11] Victor Boutin, Lakshya Singhal, Xavier Thomas, and Thomas Serre. Diversity vs. recognizability: Human-like generalization in one-shot generative models. *Advances in Neural Information Processing Systems*, 35:20933–20946, 2022.
- [12] Victor Boutin and FEL Thomas. Diffusion models as artists: Are we closing the gap between humans and machines? In *International Conference on Machine Learning*, 2023.
- [13] Jeffrey S Bowers, Gaurav Malhotra, Marin Dujmović, Milton Llera Montero, Christian Tsvetkov, Valerio Biscione, Guillermo Puebla, Federico Adolphi, John E Hummel, Rachel F Heaton, et al. Deep problems with neural network models of human vision. *Behavioral and Brain Sciences*, pages 1–74, 2022.
- [14] Wieland Brendel and Matthias Bethge. Approximating cnns with bag-of-local-features models works surprisingly well on imagenet. In *International Conference on Learning Representations*, 2018.
- [15] Michael R Brent. Speech segmentation and word discovery: A computational perspective. *Trends in Cognitive Sciences*, 3(8):294–301, 1999.
- [16] Bradley Brown, Jordan Juravsky, Ryan Ehrlich, Ronald Clark, Quoc V Le, Christopher Ré, and Azalia Mirhoseini. Large language monkeys: Scaling inference compute with repeated sampling. *arXiv preprint arXiv:2407.21787*, 2024.
- [17] Charles F Cadieu, Ha Hong, Daniel LK Yamins, Nicolas Pinto, Diego Ardila, Ethan A Solomon, Najib J Majaj, and James J DiCarlo. Deep neural networks rival the representation of primate it cortex for core visual object recognition. *PLoS Comput Biol*, 10(12):e1003963, 2014.
- [18] Chen Chen, Kerstin Hammernik, Cheng Ouyang, Chen Qin, Wenjia Bai, and Daniel Rueckert. Cooperative training and latent space data augmentation for robust medical image segmentation. In *International Conference on Medical Image Computing and Computer-Assisted Intervention*, pages 149–159. Springer, 2021.

- [19] Kai Chen, Jiaqi Wang, Jiangmiao Pang, Yuhang Cao, Yu Xiong, Xiaoxiao Li, Shuyang Sun, Wansen Feng, Ziwei Liu, Jiarui Xu, et al. Mmdetection: Open mmlab detection toolbox and benchmark. *arXiv preprint arXiv:1906.07155*, 2019.
- [20] Bowen Cheng, Ross Girshick, Piotr Dollár, Alexander C Berg, and Alexander Kirillov. Boundary iou: Improving object-centric image segmentation evaluation. In *Proceedings of the IEEE/CVF conference on computer vision and pattern recognition*, pages 15334–15342, 2021.
- [21] Kahneman Daniel. Thinking, fast and slow, 2017.
- [22] Joel Dapello, Tiago Marques, Martin Schrimpf, Franziska Geiger, David Cox, and James J DiCarlo. Simulating a primary visual cortex at the front of cnns improves robustness to image perturbations. *Advances in Neural Information Processing Systems*, 33:13073–13087, 2020.
- [23] Kailas Dayanandan and Brejesh Lall. Enabling multi-modal conversational interface for clinical imaging. In *Extended abstracts of the 2020 CHI conference on human factors in computing systems*, 2024.
- [24] Doug DeCarlo and Anthony Santella. Stylization and abstraction of photographs. *ACM transactions on graphics (TOG)*, 21(3):769–776, 2002.
- [25] Yinpeng Dong, Qi-An Fu, Xiao Yang, Tianyu Pang, Hang Su, Zihao Xiao, and Jun Zhu. Benchmarking adversarial robustness on image classification. In *proceedings of the IEEE/CVF conference on computer vision and pattern recognition*, pages 321–331, 2020.
- [26] Deng-Ping Fan, Ge-Peng Ji, Ming-Ming Cheng, and Ling Shao. Concealed object detection. *IEEE transactions on pattern analysis and machine intelligence*, 44(10):6024–6042, 2021.
- [27] Deng-Ping Fan, Ge-Peng Ji, Guolei Sun, Ming-Ming Cheng, Jianbing Shen, and Ling Shao. Camouflaged object detection. In *Proceedings of the IEEE/CVF conference on computer vision and pattern recognition*, pages 2777–2787, 2020.
- [28] Hao-Shu Fang, Jianhua Sun, Runzhong Wang, Minghao Gou, Yong-Lu Li, and Cewu Lu. Instaboost: Boosting instance segmentation via probability map guided copy-pasting. In *Proceedings of the IEEE International Conference on Computer Vision*, pages 682–691, 2019.
- [29] Thomas Fel, Ivan F Rodriguez Rodriguez, Drew Linsley, and Thomas Serre. Harmonizing the object recognition strategies of deep neural networks with humans. *Advances in neural information processing systems*, 35:9432–9446, 2022.
- [30] Emanuele Francazi, Marco Baity-Jesi, and Aurelien Lucchi. A theoretical analysis of the learning dynamics under class imbalance. In *International Conference on Machine Learning*, pages 10285–10322. PMLR, 2023.
- [31] Nicholas T Franklin, Kenneth A Norman, Charan Ranganath, Jeffrey M Zacks, and Samuel J Gershman. Structured event memory: A neuro-symbolic model of event cognition. *Psychological Review*, 127(3):327, 2020.
- [32] Karl J Friston, Noor Sajid, David Ricardo Quiroga-Martinez, Thomas Parr, Cathy J Price, and Emma Holmes. Active listening. *Hearing research*, 399:107998, 2021.
- [33] R Geirhos, CR Medina Temme, J Rauber, HH Schütt, M Bethge, and FA Wichmann. Generalisation in humans and deep neural networks. In *Thirty-second Annual Conference on Neural Information Processing Systems 2018 (NeurIPS 2018)*, pages 7549–7561. Curran, 2019.
- [34] Robert Geirhos, Jörn-Henrik Jacobsen, Claudio Michaelis, Richard Zemel, Wieland Brendel, Matthias Bethge, and Felix A Wichmann. Shortcut learning in deep neural networks. *Nature Machine Intelligence*, 2(11):665–673, 2020.
- [35] Robert Geirhos, Kristof Meding, and Felix A Wichmann. Beyond accuracy: quantifying trial-by-trial behaviour of cnns and humans by measuring error consistency. *Advances in Neural Information Processing Systems*, 33:13890–13902, 2020.
- [36] Robert Geirhos, Kantharaju Narayanappa, Benjamin Mitzkus, Tizian Thieringer, Matthias Bethge, Felix A Wichmann, and Wieland Brendel. Partial success in closing the gap between human and machine vision. *Advances in Neural Information Processing Systems*, 34:23885–23899, 2021.
- [37] Robert Geirhos, Patricia Rubisch, Claudio Michaelis, Matthias Bethge, Felix A Wichmann, and Wieland Brendel. Imagenet-trained cnns are biased towards texture; increasing shape bias improves accuracy and robustness. In *International Conference on Learning Representations*, 2018.

- [38] Yash Goyal, Tejas Khot, Douglas Summers-Stay, Dhruv Batra, and Devi Parikh. Making the v in vqa matter: Elevating the role of image understanding in visual question answering. In *Proceedings of the IEEE conference on computer vision and pattern recognition*, pages 6904–6913, 2017.
- [39] Tijl Grootswagers, Amanda K Robinson, and Thomas A Carlson. The representational dynamics of visual objects in rapid serial visual processing streams. *NeuroImage*, 188:668–679, 2019.
- [40] Tanmay Gupta and Aniruddha Kembhavi. Visual programming: Compositional visual reasoning without training. In *Proceedings of the IEEE/CVF Conference on Computer Vision and Pattern Recognition*, pages 14953–14962, 2023.
- [41] Awni Y Hannun, Pranav Rajpurkar, Masoumeh Haghpanahi, Geoffrey H Tison, Codie Bourn, Mintu P Turakhia, and Andrew Y Ng. Cardiologist-level arrhythmia detection and classification in ambulatory electrocardiograms using a deep neural network. *Nature medicine*, 25(1):65–69, 2019.
- [42] Md Inzamam Ul Haque, Abhishek K Dubey, Ioana Danciu, Amy C Justice, Olga S Ovchinnikova, and Jacob D Hinkle. Effect of image resolution on automated classification of chest x-rays. *Journal of Medical Imaging*, 10(4):044503–044503, 2023.
- [43] Kaiming He, Georgia Gkioxari, Piotr Dollár, and Ross Girshick. Mask r-cnn. In *Proceedings of the IEEE international conference on computer vision*, pages 2961–2969, 2017.
- [44] Kaiming He, Xiangyu Zhang, Shaoqing Ren, and Jian Sun. Delving deep into rectifiers: Surpassing human-level performance on imagenet classification. In *Proceedings of the IEEE international conference on computer vision*, pages 1026–1034, 2015.
- [45] Dan Hendrycks, Kevin Zhao, Steven Basart, Jacob Steinhardt, and Dawn Song. Natural adversarial examples. In *Proceedings of the IEEE/CVF Conference on Computer Vision and Pattern Recognition*, pages 15262–15271, 2021.
- [46] Katherine L Hermann, Ting Chen, and Simon Kornblith. The origins and prevalence of texture bias in convolutional neural networks. *Advances in neural information processing systems*, 2020.
- [47] Hossein Hosseini and Radha Poovendran. Semantic adversarial examples. In *Proceedings of the IEEE Conference on Computer Vision and Pattern Recognition Workshops*, pages 1614–1619, 2018.
- [48] Drew A Hudson and Christopher D Manning. Gqa: A new dataset for real-world visual reasoning and compositional question answering. In *Proceedings of the IEEE/CVF conference on computer vision and pattern recognition*, pages 6700–6709, 2019.
- [49] Aaron Hurst, Adam Lerer, Adam P Goucher, Adam Perelman, Aditya Ramesh, Aidan Clark, AJ Ostrow, Akila Welihinda, Alan Hayes, Alec Radford, et al. Gpt-4o system card. *arXiv preprint arXiv:2410.21276*, 2024.
- [50] Andrew Ilyas, Shibani Santurkar, Dimitris Tsipras, Logan Engstrom, Brandon Tran, and Aleksander Madry. Adversarial examples are not bugs, they are features. *Advances in neural information processing systems*, 32, 2019.
- [51] Georgin Jacob, RT Pramod, Harish Katti, and SP Arun. Qualitative similarities and differences in visual object representations between brains and deep networks. *Nature communications*, 12(1):1–14, 2021.
- [52] Priyank Jaini, Kevin Clark, and Robert Geirhos. Intriguing properties of generative classifiers. 2024.
- [53] Tilke Judd, Krista Ehinger, Frédo Durand, and Antonio Torralba. Learning to predict where humans look. In *2009 IEEE 12th international conference on computer vision*, pages 2106–2113. IEEE, 2009.
- [54] Jared Kaplan, Sam McCandlish, Tom Henighan, Tom B Brown, Benjamin Chess, Rewon Child, Scott Gray, Alec Radford, Jeffrey Wu, and Dario Amodei. Scaling laws for neural language models. *arXiv preprint arXiv:2001.08361*, 2020.
- [55] Been Kim, Emily Reif, Martin Wattenberg, Samy Bengio, and Michael C Mozer. Neural networks trained on natural scenes exhibit gestalt closure. *Computational Brain & Behavior*, 4(3):251–263, 2021.

- [56] Junkyung Kim, Drew Linsley, Kalpit Thakkar, and Thomas Serre. Disentangling neural mechanisms for perceptual grouping. In *International Conference on Learning Representations*, 2019.
- [57] Gabriel Kreiman and Thomas Serre. Beyond the feedforward sweep: feedback computations in the visual cortex. *Annals of the New York Academy of Sciences*, 1464(1):222–241, 2020.
- [58] Brenden M Lake, Tomer D Ullman, Joshua B Tenenbaum, and Samuel J Gershman. Building machines that learn and think like people. *Behavioral and brain sciences*, 40:e253, 2017.
- [59] Trung-Nghia Le, Yubo Cao, Tan-Cong Nguyen, Minh-Quan Le, Khanh-Duy Nguyen, Thanh-Toan Do, Minh-Triet Tran, and Tam V Nguyen. Camouflaged instance segmentation in-the-wild: Dataset, method, and benchmark suite. *IEEE Transactions on Image Processing*, 31:287–300, 2021.
- [60] Minjong Lee and Dongwoo Kim. Robust evaluation of diffusion-based adversarial purification. In *Proceedings of the IEEE/CVF International Conference on Computer Vision*, pages 134–144, 2023.
- [61] Yanjie Li, Bin Xie, Songtao Guo, Yuanyuan Yang, and Bin Xiao. A survey of robustness and safety of 2d and 3d deep learning models against adversarial attacks. *ACM Computing Surveys*, 56(6):1–37, 2024.
- [62] Yingwei Li, Qihang Yu, Mingxing Tan, Jieru Mei, Peng Tang, Wei Shen, Alan Yuille, and Cihang Xie. Shape-texture debiased neural network training. In *International Conference on Learning Representations*, 2021.
- [63] Tsung-Yi Lin, Michael Maire, Serge Belongie, James Hays, Pietro Perona, Deva Ramanan, Piotr Dollár, and C Lawrence Zitnick. Microsoft coco: Common objects in context. In *European conference on computer vision*, pages 740–755. Springer, 2014.
- [64] Drew Linsley, Alekh K Ashok, Lakshmi N Govindarajan, Rex Liu, and Thomas Serre. Stable and expressive recurrent vision models. *Advances in neural information processing systems*, 2020.
- [65] Drew Linsley, Dan Shiebler, Sven Eberhardt, and Thomas Serre. Learning what and where to attend. In *International Conference on Learning Representations*, 2019.
- [66] Ze Liu, Yutong Lin, Yue Cao, Han Hu, Yixuan Wei, Zheng Zhang, Stephen Lin, and Baining Guo. Swin transformer: Hierarchical vision transformer using shifted windows. In *Proceedings of the IEEE/CVF International Conference on Computer Vision*, pages 10012–10022, 2021.
- [67] Jieyi Long. Large language model guided tree-of-thought. *arXiv preprint arXiv:2305.08291*, 2023.
- [68] Bradley C Love. The algorithmic level is the bridge between computation and brain. *Topics in cognitive science*, 7(2):230–242, 2015.
- [69] Yunqiu Lv, Jing Zhang, Yuchao Dai, Aixuan Li, Bowen Liu, Nick Barnes, and Deng-Ping Fan. Simultaneously localize, segment and rank the camouflaged objects. In *Proceedings of the IEEE/CVF Conference on Computer Vision and Pattern Recognition*, pages 11591–11601, 2021.
- [70] Kenneth Marino, Mohammad Rastegari, Ali Farhadi, and Roozbeh Mottaghi. Ok-vqa: A visual question answering benchmark requiring external knowledge. In *Proceedings of the IEEE/cvf conference on computer vision and pattern recognition*, pages 3195–3204, 2019.
- [71] Johannes Mehrer, Courtney J Spoerer, Nikolaus Kriegeskorte, and Tim C Kietzmann. Individual differences among deep neural network models. *Nature communications*, 11(1):5725, 2020.
- [72] Meta. Llama 3.2: Revolutionizing edge ai and vision with open, customizable models, 2024.
- [73] Yalda Mohsenzadeh, Sheng Qin, Radoslaw M Cichy, and Dimitrios Pantazis. Ultra-rapid serial visual presentation reveals dynamics of feedforward and feedback processes in the ventral visual pathway. *Elife*, 7:e36329, 2018.
- [74] Chaithanya Kumar Mummadi, Ranjitha Subramaniam, Robin Huttmacher, Julien Vitay, Volker Fischer, and Jan Hendrik Metzen. Does enhanced shape bias improve neural network robustness to common corruptions? 2021.

- [75] Micah M Murray, Deirdre M Foxe, Daniel C Javitt, and John J Foxe. Setting boundaries: brain dynamics of modal and amodal illusory shape completion in humans. *Journal of Neuroscience*, 24(31):6898–6903, 2004.
- [76] Lukas Muttenthaler, Lorenz Linhardt, Jonas Dippel, Robert A Vandermeulen, Katherine Hermann, Andrew Lampinen, and Simon Kornblith. Improving neural network representations using human similarity judgments. *Advances in Neural Information Processing Systems*, 36, 2024.
- [77] Bence Nanay. The importance of amodal completion in everyday perception. *i-Perception*, 9(4), 2018.
- [78] OpenAI. Gpt-4o mini: advancing cost-efficient intelligence, 2024.
- [79] Alice J O’Toole and Carlos D Castillo. Face recognition by humans and machines: three fundamental advances from deep learning. *Annual Review of Vision Science*, 7:543–570, 2021.
- [80] Giuseppe Papari and Nicolai Petkov. Adaptive pseudo dilation for gestalt edge grouping and contour detection. *IEEE transactions on image processing*, 17(10):1950–1962, 2008.
- [81] Connor J Parde, Virginia E Strehle, Vivekjyoti Banerjee, Ying Hu, Jacqueline G Cavazos, Carlos D Castillo, and Alice J O’Toole. Twin identification over viewpoint change: A deep convolutional neural network surpasses humans. *ACM Transactions on Applied Perception*, 20(3):1–15, 2023.
- [82] David Peebles and Richard P Cooper. Thirty years after marr’s vision: Levels of analysis in cognitive science, 2015.
- [83] James R Pomerantz and Mary C Portillo. Grouping and emergent features in vision: toward a theory of basic gestalts. *Journal of Experimental Psychology: Human Perception and Performance*, 37(5):1331, 2011.
- [84] James R Pomerantz, Lawrence C Sager, and Robert J Stoeber. Perception of wholes and of their component parts: some configural superiority effects. *Journal of Experimental Psychology: Human Perception and Performance*, 3(3):422, 1977.
- [85] Siyuan Qiao, Liang-Chieh Chen, and Alan Yuille. Detectors: Detecting objects with recursive feature pyramid and switchable atrous convolution. In *Proceedings of the IEEE/CVF Conference on Computer Vision and Pattern Recognition*, pages 10213–10224, 2021.
- [86] Maithra Raghu, Thomas Unterthiner, Simon Kornblith, Chiyuan Zhang, and Alexey Dosovitskiy. Do vision transformers see like convolutional neural networks? *Advances in Neural Information Processing Systems*, 34, 2021.
- [87] Leonardo Rossi, Akbar Karimi, and Andrea Prati. A novel region of interest extraction layer for instance segmentation. In *2020 25th international conference on pattern recognition (ICPR)*, pages 2203–2209. IEEE, 2021.
- [88] Paisan Ruamviboonsuk, Jonathan Krause, Peranut Chotcomwongse, Rory Sayres, Rajiv Raman, Kasumi Widner, Bilson JL Campana, Sonia Phene, Kornwipa Hemarat, Mongkol Tadarati, et al. Deep learning versus human graders for classifying diabetic retinopathy severity in a nationwide screening program. *NPJ digital medicine*, 2(1):25, 2019.
- [89] Olga Russakovsky, Jia Deng, Hao Su, Jonathan Krause, Sanjeev Satheesh, Sean Ma, Zhiheng Huang, Andrej Karpathy, Aditya Khosla, Michael Bernstein, et al. Imagenet large scale visual recognition challenge. *International journal of computer vision*, 115(3):211–252, 2015.
- [90] Andrew Saxe, Stephanie Nelli, and Christopher Summerfield. If deep learning is the answer, what is the question? *Nature Reviews Neuroscience*, 22(1):55–67, 2021.
- [91] Christoph Schuhmann, Romain Beaumont, Richard Vencu, Cade Gordon, Ross Wightman, Mehdi Cherti, Theo Coombes, Aarush Katta, Clayton Mullis, Mitchell Wortsman, et al. Laion-5b: An open large-scale dataset for training next generation image-text models. *Advances in Neural Information Processing Systems*, 35:25278–25294, 2022.
- [92] Thomas Serre. Deep learning: the good, the bad, and the ugly. *Annual review of vision science*, 5(1):399–426, 2019.
- [93] I-Chao Shen and Wen-Huang Cheng. Gestalt rule feature points. *IEEE Transactions on Multimedia*, 17(4):526–537, 2015.

- [94] Poonam Shourie, Vatsala Anand, and Sheifali Gupta. An efficient cnn framework for radiologist level pneumonia detection using chest x-ray images. In *2023 3rd International Conference on Intelligent Technologies (CONIT)*, pages 1–6. IEEE, 2023.
- [95] Przemysław Skurowski, Hassan Abdulameer, J Błaszczuk, Tomasz Depta, Adam Kornacki, and P Koziel. Animal camouflage analysis: Chameleon database. *Unpublished manuscript*, 2(6):7, 2018.
- [96] Jens B Stephansen, Alexander N Olesen, Mads Olsen, Aditya Ambati, Eileen B Leary, Hyatt E Moore, Oscar Carrillo, Ling Lin, Fang Han, Han Yan, et al. Neural network analysis of sleep stages enables efficient diagnosis of narcolepsy. *Nature communications*, 9(1):5229, 2018.
- [97] Ajay Subramanian, Elena Sizikova, Najib Majaj, and Denis Pelli. Spatial-frequency channels, shape bias, and adversarial robustness. *Advances in Neural Information Processing Systems*, 36, 2024.
- [98] Mingjie Sun, Zichao Li, Chaowei Xiao, Haonan Qiu, Bhavya Kailkhura, Mingyan Liu, and Bo Li. Can shape structure features improve model robustness under diverse adversarial settings? In *Proceedings of the IEEE/CVF International Conference on Computer Vision*, pages 7526–7535, 2021.
- [99] Hanlin Tang, Martin Schrimpf, William Lotter, Charlotte Moerman, Ana Paredes, Josue Ortega Caro, Walter Hardesty, David Cox, and Gabriel Kreiman. Recurrent computations for visual pattern completion. *Proceedings of the National Academy of Sciences*, 115(35):8835–8840, 2018.
- [100] Damien Teney, Ehsan Abbasnejad, and Anton van den Hengel. Unshuffling data for improved generalization in visual question answering. In *Proceedings of the IEEE/CVF international conference on computer vision*, pages 1417–1427, 2021.
- [101] Simon Thorpe, Denis Fize, and Catherine Marlot. Speed of processing in the human visual system. *nature*, 381(6582):520–522, 1996.
- [102] Nikhil Kumar Tomar, Debesh Jha, Michael A Riegler, Håvard D Johansen, Dag Johansen, Jens Rittscher, Pål Halvorsen, and Sharib Ali. Fanet: A feedback attention network for improved biomedical image segmentation. *IEEE Transactions on Neural Networks and Learning Systems*, 2022.
- [103] Alexander Tschantz, Beren Millidge, Anil K Seth, and Christopher L Buckley. Hybrid predictive coding: Inferring, fast and slow. *PLOS Computational Biology*, 19(8):e1011280, 2023.
- [104] Shikhar Tuli, Ishita Dasgupta, Erin Grant, and Tom Griffiths. Are convolutional neural networks or transformers more like human vision? In *Proceedings of the Annual Meeting of the Cognitive Science Society*, volume 43, 2021.
- [105] Ruben S van Bergen and Nikolaus Kriegeskorte. Going in circles is the way forward: the role of recurrence in visual inference. *Current Opinion in Neurobiology*, 65:176–193, 2020.
- [106] Eline Van Geert and Johan Wagemans. Prägnanz in visual perception. *Psychonomic Bulletin & Review*, pages 1–27, 2023.
- [107] Rufin VanRullen. The power of the feed-forward sweep. *Advances in Cognitive Psychology*, 3(1-2):167, 2007.
- [108] Lukas Vogelsang, Sharon Gilad-Gutnick, Evan Ehrenberg, Albert Yonas, Sidney Diamond, Richard Held, and Pawan Sinha. Potential downside of high initial visual acuity. *Proceedings of the National Academy of Sciences*, 115(44):11333–11338, 2018.
- [109] Johan Wagemans, James H Elder, Michael Kubovy, Stephen E Palmer, Mary A Peterson, Manish Singh, and Rüdiger von der Heydt. A century of gestalt psychology in visual perception: I. perceptual grouping and figure–ground organization. *Psychological bulletin*, 138(6):1172, 2012.
- [110] Johan Wagemans, Jacob Feldman, Sergei Gepshtein, Ruth Kimchi, James R Pomerantz, Peter A Van der Helm, and Cees Van Leeuwen. A century of gestalt psychology in visual perception: II. conceptual and theoretical foundations. *Psychological bulletin*, 138(6):1218, 2012.

- [111] Dirk B Walther, Barry Chai, Eamon Caddigan, Diane M Beck, and Li Fei-Fei. Simple line drawings suffice for functional mri decoding of natural scene categories. *Proceedings of the National Academy of Sciences*, 108(23):9661–9666, 2011.
- [112] Ke Wang, Juntaing Pan, Weikang Shi, Zimu Lu, Mingjie Zhan, and Hongsheng Li. Measuring multimodal mathematical reasoning with math-vision dataset. *arXiv preprint arXiv:2402.14804*, 2024.
- [113] Wei Wang, Kaicheng Yu, Joachim Hugonot, Pascal Fua, and Mathieu Salzmann. Recurrent u-net for resource-constrained segmentation. In *Proceedings of the IEEE/CVF international conference on computer vision*, pages 2142–2151, 2019.
- [114] Xuezhi Wang, Jason Wei, Dale Schuurmans, Quoc V Le, Ed H Chi, Sharan Narang, Aakanksha Chowdhery, and Denny Zhou. Self-consistency improves chain of thought reasoning in language models. In *The Eleventh International Conference on Learning Representations*, 2023.
- [115] Max Wertheimer. Experimentelle studien uber das sehen von bewegung. *Zeitschrift fur psychologie*, 61, 1912.
- [116] Yufei Xu, Qiming ZHANG, Jing Zhang, and Dacheng Tao. Vitae: Vision transformer advanced by exploring intrinsic inductive bias. In *Advances in Neural Information Processing Systems*, 2021.
- [117] Zhenlin Xu, Deyi Liu, Junlin Yang, Colin Raffel, and Marc Niethammer. Robust and generalizable visual representation learning via random convolutions. 2021.
- [118] Xiang Yue, Yuansheng Ni, Kai Zhang, Tianyu Zheng, Ruoqi Liu, Ge Zhang, Samuel Stevens, Dongfu Jiang, Weiming Ren, Yuxuan Sun, et al. Mmmu: A massive multi-discipline multimodal understanding and reasoning benchmark for expert agi. In *Proceedings of the IEEE/CVF Conference on Computer Vision and Pattern Recognition*, pages 9556–9567, 2024.
- [119] Charles T Zahn. Graph-theoretical methods for detecting and describing gestalt clusters. *IEEE Transactions on computers*, 100(1):68–86, 1971.