

An ODMA-Based Unsourced Random Access Scheme with a Multiple Antenna Receiver

Mert Ozates^{*}, Mohammad Kazemi^{**}, and Tolga M. Duman^{***}

^{*}IHP - Leibniz Institute for High Performance Microelectronics, 15236 Frankfurt (Oder), Germany
Email: oezates@ihp-microelectronics.com

^{**}Department of Electrical and Electronic Engineering, Imperial College London
Email: mohammad.kazemi@imperial.ac.uk

^{***}Dept. of Electrical and Electronics Engineering, Bilkent University, Bilkent 06800, Ankara, Turkey
Email: duman@ee.bilkent.edu.tr

Abstract—We investigate the unsourced random access scheme assuming that the base station is equipped with multiple antennas, and propose a high-performing solution utilizing on-off-division multiple access. We assume that each user spreads its pilot sequence and polar codeword to the pilot and data parts of the transmission frame, respectively, based on a transmission pattern. The iterative receiver operation consists of pilot and pattern detection followed by channel vector and symbol estimation, polar decoding, and successive interference cancellation. Numerical findings demonstrate that the proposed scheme has superior performance compared to the state-of-the-art in various antenna settings.

Index Terms—Unsourced random access, on-off division multiple access, massive MIMO.

I. INTRODUCTION

Next-generation wireless communication systems require high reliability, high connection density, and low latency. This makes massive machine-type communications (mMTC) [1] a key feature of 5G and beyond 5G (B5G) systems. In mMTC, a massive number of devices (e.g., millions of devices per km²) with low transmit power and short payloads sporadically communicate with a base station (BS) without any coordination, i.e., only a small fraction of them are active at any given time.

Conventional grant-based multiple access approaches where the BS assigns fixed resources (time, frequency, code, etc.) to each user become infeasible in mMTC applications such as the Internet-of-things (IoT) due to the excessive delay and signaling overhead of scheduling a massive number of users. To address this problem, a new grant-free random access paradigm called unsourced random access (URA) is introduced in [2]. In URA, the devices share the same codebook; hence, the user identities are removed, which allows for an arbitrarily large number of total users. The receiver aims to recover a list of the transmitted messages regardless of the user identities, and the per-user probability of error (PUPE) is adopted as the main error metric.

Mert Ozates' work is supported by the Federal Ministry of Education and Research of Germany in the programme of "Souverän. Digital. Vernetzt" joint Project 6G-RIC, project identification number: 16KISK026.

In [2], URA over a real-valued Gaussian multiple access channel (MAC) is studied, and a random coding achievability bound quantifying the required energy-per-bit for a given active user load is derived. Several practical transmission schemes are proposed to approach this bound based on dividing the transmission frame into slots [3], [4], coded compressed sensing [5], or spreading the channel-coded bits by random signatures [6], [7]. Furthermore, the on-off division multiple access (ODMA) [8] where a small fraction of the frame is utilized by each user is applied to the URA set-up in [9], [10], offering a promising performance with low complexity.

The fading MAC, which is a more practical model compared to the Gaussian MAC, is widely studied in URA, where a single-antenna receiver is considered either over flat [11], [12] or frequency-selective fading channels [13]. Besides, the spatial multiplexing gains of massive multiple-input multiple-output (MIMO) technology are utilized to cope with the high multiuser interference in URA. As a result, many recent works on URA examine the scenario with a massive MIMO receiver. Some typical methods in this framework are coded compressed sensing combined with non-Bayesian activity detection [14], tensor-based modulation [15], and the employment of pilots in a part of slot or frame for user separation [16]–[18].

In this paper, we tackle the problem of URA with multiple antennas at the BS and develop an energy-efficient solution based on ODMA. In our proposed scheme, we assume that the channel frame is divided into the pilot and data parts, and the transmission in both parts is performed in an ODMA manner. Namely, each user randomly and independently selects a pilot sequence from a common codebook to transmit in the active transmission indices of the pilot part determined by a pilot transmission pattern. In the data part, a polar encoded and quadrature phase shift keying (QPSK) modulated sequence is sent based on a data transmission pattern determining the locations of the codeword elements in the data part of the frame. The transmitted messages are recovered by first detecting the active pilot sequences and transmission patterns using the generalized orthogonal matching (gOMP) algorithm

and then employing linear minimum mean square (LMMSE) channel estimation, maximal ratio combining (MRC), single-user decoding, and successive interference cancellation (SIC) iteratively. We demonstrate the effectiveness of the proposed solution via numerical examples, showing that it outperforms the state-of-the-art for multiple antenna configurations, including massive MIMO. For instance, it can decrease the required energy-per-bit up to 2.5 dB for massive MIMO and 1.5 dB for the multiple antenna case compared to the state-of-the-art, and it can support up to 1400 active users in the massive MIMO scenario. Note that our proposed scheme is similar to that of [10]. However, we generalize the scheme in [10] by equipping the receiver side with multiple antennas (while [10] assumes a single antenna receiver) and employing ODMA in the pilot part of the frame as well, and modify the related algorithmic steps accordingly.

The rest of the paper is organized as follows. We introduce the system model in Section II, and give the details of the proposed solution in Section III. We present a numerical evaluation of our scheme in Section IV, and give some conclusions in Section V.

II. SYSTEM MODEL

We consider a massive random access scenario where K_T users sporadically communicate with a common BS, i.e., only K_a of them are active at a given time where $K_a \ll K_T$. The active users transmit B bits of information over a quasi-static fading channel to a BS with M antennas through a channel frame of length n . The received signal at the BS is

$$\mathbf{Y} = \sum_{i=1}^{K_a} \mathbf{x}_i \mathbf{h}_i + \mathbf{Z}, \quad (1)$$

where $\mathbf{x}_i \in \mathbb{C}^{n \times 1}$ is the transmitted signal of the i -th user, $\mathbf{h}_i \in \mathbb{C}^{1 \times M}$ is the channel vector of the i -th user consisting of independent and identically distributed (i.i.d.) elements that are constant throughout the transmission frame, $\mathbf{Y} \in \mathbb{C}^{n \times M}$ is the received signal, and $\mathbf{Z} \in \mathbb{C}^{n \times M}$ is the circularly symmetric complex additive white Gaussian noise (AWGN) with i.i.d. zero mean elements.

In our proposed model, each user transmits a pilot signal of length n_p in the first n'_p time instances, and utilizes n_d time instances out of the remaining $n - n'_p$ ones for the data transmission as depicted in Fig. 1, which illustrates the ODMA idea. The pilot and data signals have an average power constraint of P_p and P_d , respectively, hence, the required energy-per-bit is

$$\frac{E_b}{N_0} = \frac{n_p P_p + n_d P_d}{BN_0}, \quad (2)$$

where N_0 is the noise variance, i.e., the variance of each element of \mathbf{Z} . The purpose of the receiver is to generate a list of the decoded messages $\mathcal{L} = \{\hat{\mathbf{m}}_1, \dots, \hat{\mathbf{m}}_{K_a}\}$. The system PUPE P_e is evaluated in terms of the misdetection and false alarm probabilities P_{md} and P_{fa} , respectively, which can be calculated as

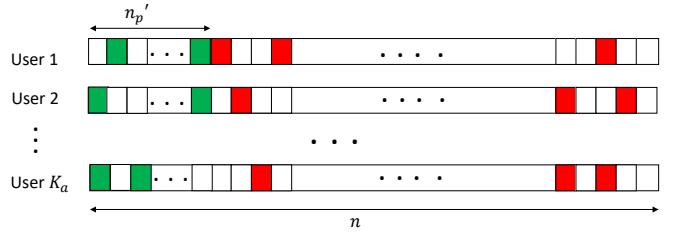


Fig. 1. The proposed transmit signal structure of multiple users. The utilized time instances in the pilot and data parts are shown by green and red boxes, respectively.

$$P_{\text{md}} = \frac{1}{K_a} \mathbb{E} \left[\sum_{i \in \mathcal{K}_a} \mathbb{1}_{\{\mathbf{m}_i \notin \mathcal{L}\}} \right], \quad (3)$$

$$P_{\text{fa}} = \mathbb{E} \left[\frac{|\mathcal{L} \setminus \{\mathbf{m}_i : i \in \mathcal{K}_a\}|}{|\mathcal{L}|} \right], \quad (4)$$

where \mathbf{m}_i is the message of the i -th user, \mathcal{K}_a is the set of active users, $\mathbb{1}_{\{\cdot\}}$ is the indicator function, $|\cdot|$ denotes the cardinality of a set, and the expectation is taken over the randomness of the fading and noise processes. The PUPE can be obtained by summation of these two probabilities, i.e., $P_e = P_{\text{md}} + P_{\text{fa}}$.

III. PROPOSED SCHEME

A. Encoding

We assume that each user divides its message bits into two parts, \mathbf{m}_p and \mathbf{m}_d , respectively. The first part \mathbf{m}_p determines the pilot and pattern indices of the users. For the transmission in the pilot part, a user picks the $\text{ind}(\mathbf{m}_p) = \text{dec}(\mathbf{m}_p) + 1$ -th column of the common non-orthogonal pilot matrix $\mathbf{A} \in \mathbb{C}^{n_p \times N}$ as its pilot sequence, where $N = 2^{B_p}$, B_p is the length of \mathbf{m}_p , and $\text{dec}(\cdot)$ denotes binary-to-decimal conversion. The columns of \mathbf{A} are normalized to have a Euclidean norm of $\sqrt{n_p P_p}$ to satisfy the power constraint. The selected pilot sequence is then transmitted in the first n'_p time instances of the transmission frame based on a pilot transmission pattern, that is the $\text{ind}(\mathbf{m}_p)$ -th column of the pilot transmission pattern matrix $\mathbf{P}_{\text{pilot}} \in \mathbb{R}^{n'_p \times N}$ with n_p non-zero elements (activity indices) in each column. The indices of non-zero elements show the time instances where the pilot symbols will be located, while the rest are the idle indices. Note that we have dropped the user index for ease of presentation. The pilot part of the received signal can be written as

$$\mathbf{Y}_p = \sum_{i=1}^{K_a} s_p(\mathbf{a}_i) \mathbf{h}_i + \mathbf{Z}_p, \quad (5)$$

where $\mathbf{Y}_p \in \mathbb{C}^{n'_p \times M}$, $\mathbf{a}_i \in \mathbb{C}^{n_p \times 1}$ is the pilot signal of the i -th user, $s_p(\mathbf{a}_i) \in \mathbb{C}^{n'_p \times 1}$ is the pilot part of the transmitted signal of the i -th user, $s_p(\cdot)$ is a mapper distributing the pilot signal to the pilot part of the frame, and $\mathbf{Z}_p \in \mathbb{C}^{n'_p \times M}$ is the sub-matrix consisting of the first n'_p rows of \mathbf{Z} .

The second part \mathbf{m}_d is encoded by a $(n_c, B - B_p + r)$ polar code and modulated by QPSK to be transmitted in the last $n - n_p$ instances, where n_c is the code length and r is the number

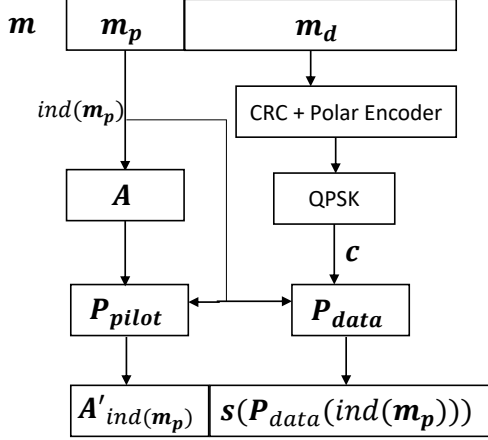


Fig. 2. Encoding process for a user in the proposed scheme.

of cyclic redundancy check (CRC) bits. CRC is used to ensure that the decoded sequence is a valid codeword to avoid error propagation in an iterative decoder. The encoded and modulated sequence is then distributed to the data part of the frame based on a data transmission pattern, that is the $ind(\mathbf{m}_p)$ -th column of the data pattern matrix $\mathbf{P}_{data} \in \mathbb{R}^{(n-n'_p) \times N}$ with n_d non-zero elements in each column, denoting the locations of the codeword elements. The received signal in the data part can be written as

$$\mathbf{Y}_d = \sum_{i=1}^{K_a} s_d(\mathbf{c}_i) \mathbf{h}_i + \mathbf{Z}_d, \quad (6)$$

where $\mathbf{Y}_d \in \mathbb{C}^{(n-n'_p) \times M}$, $s_d(\mathbf{c}_i) \in \mathbb{C}^{(n-n'_p) \times 1}$ is the transmitted data signal of the i -th user, $s_d(\cdot)$ is a mapper that distributes the modulated polar codeword of the i -th user \mathbf{c}_i with n_d non-zero elements in $\{\sqrt{P_d/2}(\pm 1 \pm j)\}$ to the data part, and \mathbf{Z}_d is the matrix of the last $n-n'_p$ rows of \mathbf{Z} . The encoding procedure is illustrated in Fig. 2.

B. Decoding Procedure

1) *Joint Active Pilot and Pattern Detection*: In order to decode the transmitted message sequences, the active pilot sequences should be detected first. Since $K_a \ll N$, this is essentially a compressed sensing problem, and we employ the gOMP algorithm [19] to detect the active pilots.

Since the pilot sequences are sent in the active indices of the pilot part, the pilot signal of any specific user occupies a fraction of the pilot part. Hence, the pilot codebook \mathbf{A} cannot be directly used for activity detection. To solve this issue, we extend the pilot codebook \mathbf{A} using the pilot transmission patterns. Namely, we define an extended pilot codebook $\mathbf{A}' \in \mathbb{C}^{n'_p \times N}$ and construct the i -th column of it by putting the elements of the i -th column of \mathbf{A} to the activity indices dictated by the i -th column of \mathbf{P}_{pilot} , while the rest of the column elements are zero. We then utilize \mathbf{A}' as an effective pilot codebook to

detect the active pilots and pilot patterns jointly, as \mathbf{A}' has the information of pilot transmission patterns as well.

In the first step of each gOMP iteration, the correlation of the effective pilots and the received signal is obtained as

$$\mathbf{C} = \mathbf{A}'^H \mathbf{Y}_p^{(k)}, \quad (7)$$

where $\mathbf{C} \in \mathbb{C}^{N \times M}$ and $\mathbf{Y}_p^{(k)}$ is the residual pilot signal at the k -th gOMP iteration initialized as $\mathbf{Y}_p^{(1)} = \mathbf{Y}_p$. The Euclidean norm of each row of \mathbf{C} gives the decision metric for the corresponding pilot. We then add the indices of the $\lceil \frac{K_a + \Delta}{n_{OMP}} \rceil$ elements having the maximum decision metric to the output list of gOMP, where n_{OMP} is the number of gOMP iterations and Δ is a small positive integer. In the second step, the effect of the detected pilots is subtracted as

$$\mathbf{Y}_p^{(k+1)} = \mathbf{Y}_p - \mathbf{A}'_{\hat{I}^{(k)}} (\mathbf{A}'_{\hat{I}^{(k)}}^H \mathbf{A}'_{\hat{I}^{(k)}} + N_0 \mathbf{I}_{|\hat{I}^{(k)}|})^{-1} \mathbf{A}'_{\hat{I}^{(k)}}^H \mathbf{Y}_p, \quad (8)$$

where $\mathbf{A}'_{\hat{I}^{(k)}}$ is the column set of \mathbf{A}' determined by $\hat{I}^{(k)}$, $\hat{I}^{(k)}$ is the set of detected pilot indices up to the k -th iteration, and \mathbf{I}_B is the $B \times B$ identity matrix. The iterations continue until n_{OMP} iterations are performed, and the output list of the detected pilots as well as pattern indices \hat{I} is obtained as they are the same for a specific user since both of them are determined by the first B_p bits, which are also decoded in this step.

2) *Channel Vector Estimation*: Given the set of effective active pilot sequence estimates $\hat{\mathbf{A}}'$, we estimate the channel vectors of the active users by employing an LMMSE solution as

$$\hat{\mathbf{H}} = (\hat{\mathbf{A}}'^H \hat{\mathbf{A}}' + N_0 \mathbf{I}_{K_a})^{-1} \hat{\mathbf{A}}'^H \mathbf{Y}_p^{(j)}, \quad (9)$$

where K_a is the cardinality of \hat{I} and $\mathbf{Y}_p^{(j)}$ is the residual pilot signal in the j -th decoding iteration.

3) *Symbol Estimation and Channel Decoding*: Given the channel vector and data pattern estimates $\hat{\mathbf{H}}$ and $\hat{\mathbf{P}}_{data}$, the other data bits are decoded by first estimating user symbols by MRC and then passing them to a single-user decoder. For this purpose, using MRC, we obtain the symbol estimates of the i -th user by

$$\hat{\mathbf{s}}_i = \mathbf{Y}_d^{(j)}(\hat{\mathbf{p}}_{data}(i)) \hat{\mathbf{h}}_i^H, \quad (10)$$

where $\mathbf{Y}_d^{(j)}(\hat{\mathbf{p}}_{data}(i))$ is the set of rows of $\mathbf{Y}_d^{(j)}$ specified by the active data indices determined by $\hat{\mathbf{p}}_{data}(i)$, and $\hat{\mathbf{p}}_{data}(i)$ and $\hat{\mathbf{h}}_i$ are the data pattern and channel vector estimates of the i -th user, respectively. We then pass these symbol estimates to a channel decoder employing successive cancellation list decoding (SCLD), where the log-likelihood ratio (LLR) values are calculated by treating the symbol estimates as the output of a single-user channel using the fact that the users are separated by MRC. The decoded sequence is assumed to be valid and added to the output list if the CRC check is satisfied.

4) *Successive interference cancellation*: Due to the high multiuser interference, SIC is an essential step in URA schemes to achieve low error rates. In the case that the initially estimated channel vectors are used directly for SIC, it is performed as

Algorithm 1 Decoding algorithm of the proposed scheme

1: **Input:** $\mathbf{Y}_p, \mathbf{Y}_d, \mathbf{A}, \mathbf{P}_{\text{pilot}}, \mathbf{P}_{\text{data}}, \Delta, n_{\text{max}}, n_{\text{OMP}}$
2: Construct the extended pilot codebook \mathbf{A}' by \mathbf{A} and $\mathbf{P}_{\text{pilot}}$.
3: **Activity detection:**
4: **for** $k = 1, 2, \dots, n_{\text{OMP}}$ **do**
5: $\mathbf{C} = \mathbf{A}'^H \mathbf{Y}_p^{(k)}$.
6: Get the decision metrics by the Euclidean norm of rows of \mathbf{C} , take the $i_{\text{OMP}} = \lceil (K_a + \Delta)/n_{\text{OMP}} \rceil$ indices with the maximum decision metrics and add them to \hat{I} .
7: Subtract the effect of the detected indices by (8).
8: **end for**
9: **Iterative decoding:**
10: **for** $j = 1, 2, \dots, n_{\text{max}}$ **do**
11: Set $\hat{\mathcal{D}} = \emptyset$, and $\hat{K}_a = \lfloor \hat{I} \rfloor$.
12: Channel vector estimation by (9).
13: **for** $i = 1, 2, \dots, \hat{K}_a$ **do**
14: MRC: Estimate $\hat{\mathbf{s}}_i$ by (10).
15: Pass $\hat{\mathbf{s}}_i$ to the polar decoder $\rightarrow \hat{\mathbf{m}}_i$.
16: CRC check.
17: **end for**
18: **if** $|\hat{\mathcal{D}}| = 0$ **then**
19: Algorithm termination.
20: **end if**
21: **for** i in $\hat{\mathcal{D}}$ **do**
22: Re-encode and modulate $\hat{\mathbf{m}}_i$
23: **end for**
24: **SIC:**
25: Interference cancellation by (11) or re-estimation and interference cancellation by (12) and (13).
26: **end for**
27: **Output:** List of the decoded messages

$$\mathbf{Y}^{(j+1)} = \mathbf{Y}^{(j)} - \hat{\mathbf{X}}_{\hat{\mathcal{D}}} \hat{\mathbf{H}}_{\hat{\mathcal{D}}}, \quad (11)$$

where $\mathbf{Y}^{(j)}$ is the residual received signal at the j -th iteration, $\hat{\mathcal{D}}$ is the set of the successfully decoded sequences, $\hat{\mathbf{X}}_{\hat{\mathcal{D}}}$ is the matrix including the re-constructed transmitted symbols, and $\hat{\mathbf{H}}_{\hat{\mathcal{D}}}$ is the set of channel vector estimates of the successfully decoded users. Another approach is to utilize the re-encoded and modulated decoded message sequences to re-estimate the channel vectors and perform SIC using them as

$$\hat{\mathbf{H}}_{\text{re}} = (\hat{\mathbf{X}}_{\hat{\mathcal{D}}}^H \hat{\mathbf{X}}_{\hat{\mathcal{D}}} + N_0 \mathbf{I}_{|\hat{\mathcal{D}}|})^{-1} \hat{\mathbf{X}}_{\hat{\mathcal{D}}}^H \mathbf{Y}^{(j)}, \quad (12)$$

$$\mathbf{Y}^{(j+1)} = \mathbf{Y}^{(j)} - \hat{\mathbf{X}}_{\hat{\mathcal{D}}} \hat{\mathbf{H}}_{\text{re}}. \quad (13)$$

Our extensive simulations show that the SIC method combined with the data-aided channel estimation is superior to one with the initially estimated channel vectors in the lower multiuser interference regimes since the non-decoded users act as interference. A comparison of these two methods is provided in Section IV.

After SIC, the pilot and pattern indices of the successfully decoded messages are removed from \hat{I} , which is given back to the channel estimation stage along with the residual signal. The decoding iterations continue until no valid codewords are

detected in the current iteration or a predetermined number of iterations n_{max} are reached. The decoding process of the proposed scheme is depicted in Fig. 3, where $\hat{\mathcal{S}}$ is the set of user symbol estimates, and a pseudo-code of the decoding process is provided in Algorithm 1.

C. Complexity Analysis

We provide a computational complexity analysis in terms of the number of multiplications per decoding iteration in this subsection. The complexity of the correlation step of gOMP in (7) is $\mathcal{O}(MNn_p)$, which is the dominant complexity of activity detection. The complexities of channel estimation and MRC are $\mathcal{O}(K_a^2 n_p)$ and $\mathcal{O}(K_a M n_d)$, respectively, and re-estimation step for SIC has a complexity $\mathcal{O}(K_a^2 (n_p + n_d))$, dominating the complexity of our proposed scheme. Note that one can implement SCLD by only additions and subtractions [20]. The complexity of this operation is $\mathcal{O}(K_a n_L n_c \log n_c)$, where n_L is the list size.

D. Collisions

In the URA schemes, the active users pick a pilot, preamble, or pattern sequence from a common codebook based on a part of their message bits as a typical approach. Therefore, when the message bits that are allocated for this purpose are the same for some different users, a collision event happens. If the channel is a Gaussian MAC, the collision of two users is recovered with a high probability [6]. For the effect of collisions on the system performance in the fading MAC scenario and a detailed analysis of collision probability, one can refer to [18].

IV. NUMERICAL RESULTS

We evaluate the performance of the proposed scheme in this section. We take $n = 3200$, $B = 100$, $\epsilon = 0.05$ for $M = 50$ and $\epsilon = 0.1$ for $M = 8$, and assume Rayleigh fading channels with i.i.d. channel coefficients across the users and the antennas for a more straightforward comparison with the existing literature, where ϵ is the target PUPE. We utilize 5G polar codes and set the code length to 1024, the CRC length to 16, the list size of SCLD to 128, and $n_{\text{OMP}} = 4$. We employ a sub-sampled discrete Fourier transform (DFT) matrix as the pilot codebook which reduces the complexity of the correlation step of gOMP to $\mathcal{O}(MN \log N)$ by converting matrix multiplications to DFT operations [21]. Furthermore, we assume that the active indices for each transmission pattern are uniformly and randomly generated, and choose B_p such that the probability of collision of more than two users is negligible.

We assess the energy efficiency by calculating the required E_b/N_0 by performing a 2D search over P_p and P_d and comparing it with those of some state-of-the-art solutions. In the massive MIMO regime where $M = 50$, we take $B_p = 15$ for $K_a < 800$ and $B_p = 16$ otherwise, and $n_p = 600$ and $n'_p = 1000$ for $100 \leq K_a \leq 600$, $n_p = 800$ and $n'_p = 1200$ for $K_a = 800$ and $n_p = 1000$ and $n'_p = 1300$ for $K_a > 800$ in our simulations. Also, we try both of the SIC methods discussed in Sec. III-B and get the minimum of the resulting required E_b/N_0 values for a given active user load. The results

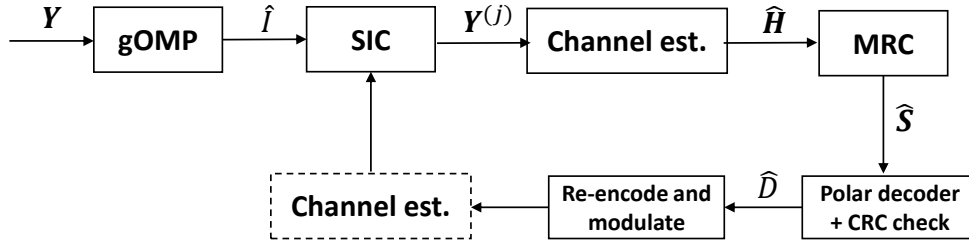


Fig. 3. Decoding process of the proposed scheme.

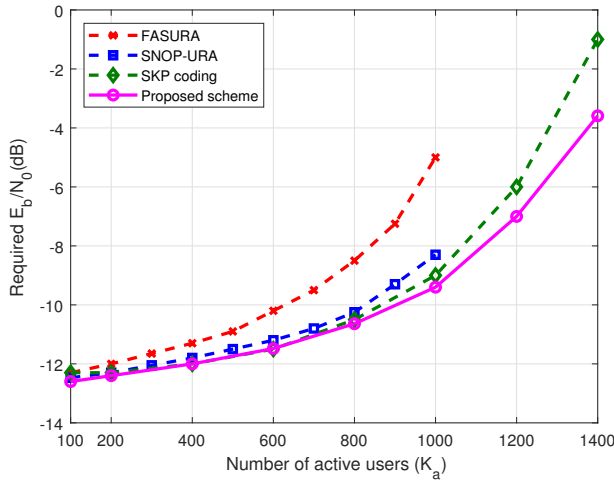


Fig. 4. Comparison of the required E_b/N_0 versus the number of active users for $M = 50$ and $P_e \leq 0.05$.

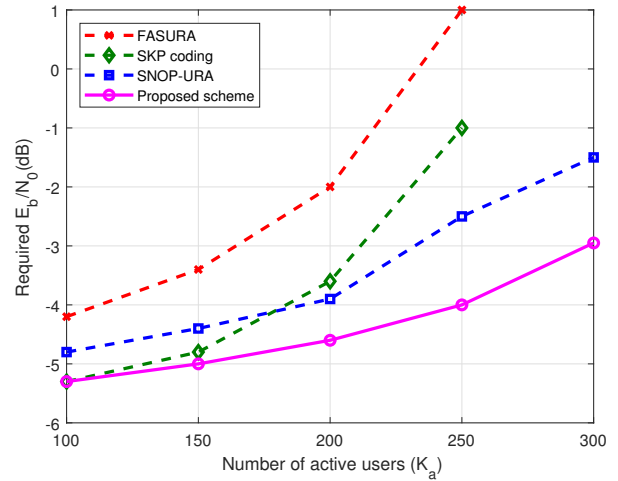


Fig. 5. Comparison of the required E_b/N_0 versus the number of active users for $M = 8$ and $P_e \leq 0.1$.

in Fig. 4 demonstrate that our proposed scheme offers the best performance compared to the state-of-the-art for $K_a \geq 800$ while it can support up to 1400 users. Namely, it outperforms FASURA [16] and SNOP-URA [18] by a margin of as high as 4.5 dB and 1.5 dB for $K_a \leq 1000$, respectively, and sparse Kronecker product (SKP) coding scheme in [22] by up to 2.5 dB for $K_a \leq 1400$. Note that in the SKP coding scheme, PUPE is measured by only misdetections; hence, its performance can be slightly worsened if false alarms are also considered.

In the multiple antenna regime where $M = 8$, the proposed scheme has excellent performance as illustrated in Fig. 5, where we take $n_p = 800$ and $n'_p = 1200$, and $B_p = 15$. It performs better than FASURA and SKP coding by up to 5 and 3 dB for $K_a \leq 250$, respectively, and it offers a superior performance compared to SNOP-URA by up to 1.5 dB for $K_a \leq 300$.

We also compare the mean square error (MSE) performance of candidate SIC solutions introduced in Sec. III-B normalized over the number of antennas using the same parameters in Fig. 4. For simplicity, we only consider the first iteration. The MSE results in Fig. 6 show that the data-aided channel estimation is more beneficial for most of the active user regime, however,

the initial channel estimates can be used in the high multiuser interference regime instead of them. The effect of this result on system performance can also be seen in Fig. 6, showing that re-estimating the channel vectors using the decoded symbols provides a performance advantage for $K_a \leq 1000$, however, one should utilize the initially estimated channel vectors for $K_a > 1000$ as it provides a similar or better performance with a lower complexity.

V. CONCLUSIONS

We study URA with multiple antennas at the receiver side, and propose an ODMA-based scheme where the channel frame is divided into two parts, assuming that the active users distribute their pilot and data symbols to the first and second parts, respectively, based on a transmission pattern. We employ gOMP to detect active pilots and patterns, LMMSE channel estimation, and single-user polar decoding to recover the transmitted messages. Numerical examples demonstrate that our proposed scheme offers a higher energy efficiency compared to the state-of-the-art for different numbers of receive antennas, and that it can be employed in environments with a very high connection density.

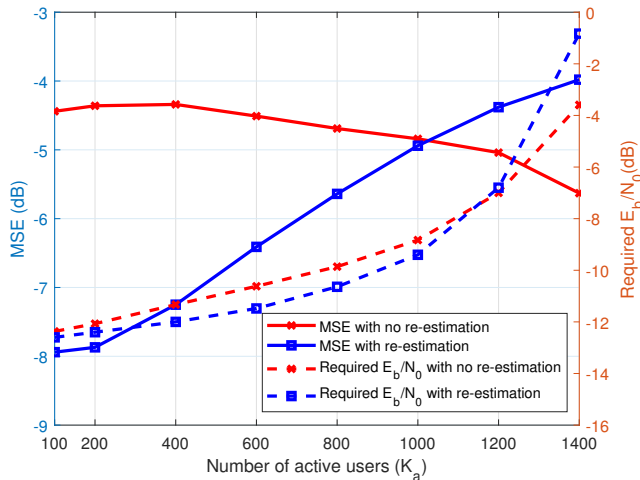


Fig. 6. Comparison of the MSE and required E_b/N_0 versus number of active users for different SIC methods.

REFERENCES

- [1] C. Bockelmann et al., "Massive machine-type communications in 5G: Physical and MAC-layer solutions," *IEEE Commun. Mag.*, vol. 54, no. 9, pp. 59-65, Sep. 2016.
- [2] Y. Polyanskiy, "A perspective on massive random-access," in *Proc. IEEE Int. Symp. Inf. Theory (ISIT)*, Aachen, Germany, June 2017, pp. 2523-2527.
- [3] A. Vem, K. R. Narayanan, J. -F. Chamberland and J. Cheng, "A user-independent successive interference cancellation based coding scheme for the unsourced random access Gaussian channel," *IEEE Trans. Commun.*, vol. 67, no. 12, pp. 8258-8272, Dec. 2019.
- [4] A. K. Tanc and T. M. Duman, "Massive random access with trellis-based codes and random signatures," *IEEE Commun. Lett.*, vol. 25, no. 5, pp. 1496-1499, May 2021.
- [5] V. K. Amalladinne, J. -F. Chamberland and K. R. Narayanan, "A coded compressed sensing scheme for unsourced multiple access," *IEEE Trans. Inf. Theory*, vol. 66, no. 10, pp. 6509-6533, Oct. 2020.
- [6] A. K. Pradhan, V. K. Amalladinne, K. R. Narayanan and J. -F. Chamberland, "Polar coding and random spreading for unsourced multiple access," in *Proc. IEEE Int. Conf. Commun. (ICC)*, Dublin, Ireland, 2020, pp. 1-6.
- [7] M. J. Ahmadi and T. M. Duman, "Random spreading for unsourced MAC with power diversity," *IEEE Commun. Lett.*, vol. 25, no. 12, pp. 3995-3999, Dec. 2021.
- [8] G. Song, K. Cai, Y. Chi, J. Guo and J. Cheng, "Super-sparse on-off division multiple access: Replacing repetition with idling," *IEEE Trans. Commun.*, vol. 68, no. 4, pp. 2251-2263, Apr. 2020.
- [9] J. Yan, G. Song, Y. Li and J. Wang, "ODMA transmission and joint pattern and data recovery for unsourced multiple access," *IEEE Wireless Commun. Lett.*, vol. 12, no. 7, pp. 1224-1228, July 2023.
- [10] M. Ozates, M. Kazemi and T. M. Duman, "Unsourced random access using ODMA and polar codes," *IEEE Wireless Commun. Lett.*, vol. 13, no. 4, pp. 1044-1047, Apr. 2024.
- [11] S. S. Kowshik, K. Andreev, A. Frolov and Y. Polyanskiy, "Energy efficient coded random access for the wireless uplink," *IEEE Trans. Commun.*, vol. 68, no. 8, pp. 4694-4708, Aug. 2020.
- [12] E. Nassaji, M. Bashir and D. Truhachev, "Unsourced random access over fading channels via data repetition, permutation, and scrambling," *IEEE Trans. Commun.*, vol. 70, no. 2, pp. 1029-1042, Feb. 2022.
- [13] M. Ozates and T. M. Duman, "Unsourced random access over frequency-selective channels," *IEEE Commun. Lett.*, vol. 27, no. 4, pp. 1230-1234, Apr. 2023.
- [14] A. Fengler, S. Haghghatshoar, P. Jung and G. Caire, "Non-Bayesian activity detection, large-scale fading coefficient estimation, and unsourced random access with a massive MIMO receiver," *IEEE Trans. Inf. Theory*, vol. 67, no. 5, pp. 2925-2951, May 2021.
- [15] A. Decurninge, I. Land and M. Guillaud, "Tensor-based modulation for unsourced massive random access," *IEEE Wireless Commun. Lett.*, vol. 10, no. 3, pp. 552-556, March 2021.
- [16] M. Gkagkos, K. R. Narayanan, J. -F. Chamberland and C. N. Georghiades, "FASURA: A scheme for quasi-static fading unsourced random access channels," *IEEE Trans. Commun.*, vol. 71, no. 11, pp. 6391-6401, Nov. 2023.
- [17] M. J. Ahmadi, M. Kazemi and T. M. Duman, "Unsourced random access using multiple stages of orthogonal pilots: MIMO and single-antenna structures," *IEEE Trans. Wireless Commun.*, vol. 23, no. 2, pp. 1343-1355, Feb. 2024.
- [18] M. Ozates, M. Kazemi and T. M. Duman, "A slotted pilot-based unsourced random access scheme with a multiple-antenna receiver," *IEEE Trans. Wireless Commun.*, vol. 23, no. 4, pp. 3437-3449, Apr. 2024.
- [19] J. Wang, S. Kwon and B. Shim, "Generalized orthogonal matching pursuit," *IEEE Trans. Signal Process.*, vol. 60, no. 12, pp. 6202-6216, Dec. 2012.
- [20] A. Balatsoukas-Stimming, M. B. Parizi and A. Burg, "LLR-based successive cancellation list decoding of polar codes," *IEEE Trans. Signal Process.*, vol. 63, no. 19, pp. 5165-5179, Oct. 2015.
- [21] A. Fengler, P. Jung and G. Caire, "Pilot-based unsourced random access with a massive MIMO receiver in the quasi-static fading regime," in *Proc. IEEE 22nd Int. Workshop Signal Process. Adv. Wireless Commun. (SPAWC)*, Lucca, Italy, 2021, pp. 356-360.
- [22] Z. Han, X. Yuan, C. Xu and X. Wang, "Receiver design for MIMO unsourced random access with SKP coding," *IEEE Wireless Commun. Lett.*, vol. 12, no. 1, pp. 45-49, Jan. 2023.