

A cost minimization approach to fix the vocabulary size in a tokenizer for an End-to-End ASR system

Sunil Kumar Kopparapu, Ashish Panda

TCS Research, India

{sunilkumar.kopparapu, ashish.panda}@tcs.com

Abstract

Unlike hybrid speech recognition systems where the use of tokens was restricted to phones, biphones or triphones the choice of tokens in the end-to-end ASR systems is derived from the text corpus of the training data. The use of tokenization algorithms like Byte Pair Encoding (BPE) and WordPiece is popular in identifying the tokens that are used in the overall training process of the speech recognition system. Popular toolkits, like ESPNet use a pre-defined vocabulary size (number of tokens) for these tokenization algorithms, but there is no discussion on how vocabulary size was derived. In this paper, we build a cost function, assuming the tokenization process to be a black-box to enable choosing the number of tokens which might most benefit building an end-to-end ASR. We show through experiments on LibriSpeech 100 hour set that the performance of an end-to-end ASR system improves when the number of tokens are chosen carefully.

Index Terms: sub-word tokenization, speech recognition, sentencepiece, byte pair encoding

1. Introduction

It was a standard practise to choose mono-phones, bi-phones, tri-phones as the tokens to train a hybrid automatic speech recognition (ASR) system [1]. The tokens to be trained was dependent on the prominent sounds in that language and the training data required the phonetic transcription of the training speech corpus. However, with the advent of end-to-end systems and the availability of phonetic transcripts, the move has been on automatically identifying the tokens from the text data of the training corpus. As a result, most current ASR systems model tokens derived from the training text rather than use unit which have relevance to the language or pronunciation.

Several tokenization algorithms, such as Byte Pair Encoding (BPE) [2], WordPiece [3], or unigram language model tokenization [4] have been researched. These algorithms, broadly work on the principle of iteratively merging frequently occurring pairs of characters or tokens to create a vocabulary of tokens that can represent the language's vocabulary efficiently. The difference among these tokenization algorithms lies in the way characters are paired. BPE uses a pre-tokenizer to split the training data into words and creates a set of base vocabulary consisting of all symbols that occur in the set of unique words. After this, BPE learns the merge rules to create a new symbol from two symbols of the base vocabulary. This process goes on till the desired number of symbols (or tokens) are created. While BPE chooses the most frequent symbol pairs to merge, WordPiece merges the symbol pair that maximizes the likelihood of the training data until the desired number of symbols have been obtained. In contrast to BPE and WordPiece, Un-

igram language model tokenization starts from a large set of symbols and trims down each symbol to obtain a smaller set of symbols. SentencePiece [5] is a popular language independent sub-word tokenizer and detokenizer for Neural Text Processing. It does not need a pre-tokenizer unlike BPE and hence it is suitable for languages such as Japanese and Chinese. While the above tokenization algorithms work on training text, various efforts have been made to bring in acoustic perspective into the tokenization process. Pronunciation Assisted Subword Modeling (PASM) [6], Acoustic Data Driven Subword Modeling (ADSM) and Phonetically Induced Subwords [7] are examples of such efforts.

Most ASR systems that use sub-word tokens for training fix the number of tokens (vocabulary size) and use one of the above tokenizers to generate the tokens from the training text data. To the best of our knowledge there has been no discussion on the criteria used for determining the optimal number of tokens and they are fixed empirically. In this paper, we explore a formulation that can help identify the number of tokens best suited for ASR training. We set about the task assuming the availability of a sub-word tokenizer and use it as a black box.

We first formulate a cost function which when minimized results in an optimal number of sub-word tokens for a given training text data. We specifically use an off-the-shelf tokenizer for the purposes of demonstration but it should be kept in mind that the formulation should work for any tokenizer. We then evaluate the performance of a standard deep architecture ASR to validate the choice of the number of sub-word tokens. The main contribution of this paper is in (a) formulating a framework to identify the number of sub-word tokens and (b) building a cost function to enable identifying the optimal number of sub-word tokens and (c) evaluating the performance on a ASR to validate the need for formal identification of the number of sub-word tokens required to train an ASR system.

The rest of the paper is organized as follows. We describe the formulation of the cost function to allow identification of the optimal number of tokens given a training text corpus in Section 2. In Section 3 we experiment with LibriSpeech 100 hours training data set to first identify the optimal number of tokens and then use the tokens to evaluate the performance of an end-to-end ASR. We conclude in Section 5.

2. Problem Setup

Let \mathcal{S} be a text corpus consisting of $\mathcal{S} = \{s_1, s_2, \dots, s_k\}$ k sentences associated with training data which consists of w words (w_u , unique). For simplicity, we will assume the text to be English so that blank spaces represent word boundaries and newlines identify sentences. Let \mathcal{T} be a tokenization routine (for example, byte pair encoding [8]) which takes as input

a variable n and operates on \mathcal{S} to produce a set of tokens T_n , namely,

$$\mathcal{T}(n, \mathcal{S}) = T_n \quad (1)$$

where $T_n = \{t_1, t_2, \dots, t_n\}$, $|T_n| = n$ is the number of tokens, t_i is the i^{th} token, and $t_i \neq t_j$ for $\forall i \neq j$. Let $enc^{\mathcal{T}}$ and $dec^{\mathcal{T}}$ be a pair of functions associated with \mathcal{T} such that

$$enc^{\mathcal{T}}(s_i) = \bigcup_{l=1}^{\beta_i} \tau_l$$

acts on a sentence s_i in the corpus \mathcal{S} and represents it using β_i tokens $\{\tau_l\}_{l=1}^{\beta_i} \in T$, and $dec^{\mathcal{T}}$ function

$$dec^{\mathcal{T}}\left(\bigcup_{l=1}^{\beta_i} \tau_l\right) = s_i$$

reconstructs s_i by concatenating (represented by \cup) a sequence of tokens. Let

$$\theta_t = \sum_{i=1}^k \beta_i$$

denote the number of tokens required to span the corpus \mathcal{S} . As mentioned earlier, β_i represents the number of tokens required to represent the sentence s_i . Let Γ represent the set of all token required to span the corpus \mathcal{S} , namely,

$$\Gamma = \bigcup_{i=1}^k \left(\bigcup_{l=1}^{\beta_i} \tau_l \right)$$

where the total number of tokens in Γ is $|\Gamma| = \sum_{i=1}^k \beta_i$. We can compute the frequency of occurrence of token $\tau \in T_n$ as

$$f(\tau) = \sum_{i=1}^{|\Gamma|} [\Gamma_i = \tau].$$

where $\tau \in T_n$ and $\Gamma_i \in \Gamma$ and $[\cdot]$ are the Iverson brackets such that $[Q]$ is defined to be 1 if Q is true, and 0 if it is false. Further let f^+ and f^- represent the average of top five most frequently occurring tokens and the top five most infrequently occurring tokens respectively. Note that (a) θ_t , (b) f^+ , and (c) f^- are a function of n as seen in (1).

We hypothesize that choosing the optimal number of tokens would be equivalent to finding an n^* which minimizes the cost function (3), namely,

$$n^* = \min_n \{C\} \quad (2)$$

where

$$C = \left\{ \alpha_1 \overbrace{n}^{t_1} + \alpha_2 \overbrace{\left(\frac{f^+}{f^-} - 1\right)}^{t_2} + \alpha_3 \overbrace{\left(\frac{\theta_t}{w} - 1\right)}^{t_3} \right\} \quad (3)$$

is the cost function and $\alpha_{1,2,3}$ are weights which are chosen heuristically.

The first term, t_1 , in the cost function (3) is to ensure that the total number of tokens used to represent the corpus \mathcal{S} is small because a large n means not only training for a large number of tokens which in turn requires a larger amount of training data but smaller number of tokens can result in faster training and inference times for ASR systems. With fewer tokens to

model, the computational complexity of the ASR system can be reduced, leading to quicker training convergence and real-time performance during inference. The second term, t_2 ensures a balance between the most frequently occurring and the least frequently occurring tokens, because an imbalance in data can lead to bias during training [9]. Note that a perfectly balanced training data would have $\left(\frac{f^+}{f^-}\right) = 1$. And the third terms, t_3 ensures that the number of tokens required to represent the corpus \mathcal{S} is close to the number of words w in the corpus. This constraint makes sure that the cost of compute is minimum, because most major Gen AI portals charge for their services based on the number of tokens required to represent the input and generate an output.

The construction of the cost function as mentioned in (3) to identify the optimal number of tokens is one of the main contributions of this paper.

3. Experimental Setup

We use the LibriSpeech-100¹ (sentences:28537; words:990093) dataset in our experiments. Note that the database consists of 100 hours of read English speech accompanied by the textual transcript. The training data consists of $k = 28538$ sentences and $w = 990093$ words of which $w_u = 33798$ are unique. Our experimental evaluations, in this paper, are of two types. We make use of the text transcript and determine the optimal number of tokens. We also validate the usefulness of the obtained optimal number of tokens by ASR systems using the same tokens. We report the performance obtained on the test-clean² (sentences:2620; words: 52576) and test-other³ (sentences:2939; words:52343) datasets.

We have used state-of-the-art conformer encoder-decoder architecture as the ASR. The conformer model is implemented using an ESPNet toolkit [10] with Librispeech 100 hours (low-resource) recipe. While we changed the number of tokens in the original recipe, we used the rest if the model hyper-parameters as described below:

The encoder of the conformer has 12 layers and the decoder has 6 layers. The model dimension is 256 while number of attention heads used is 4. Models were trained using Adam optimizer [11] with $\beta_1 = 0.9$, $\beta_2 = 0.98$ and $\epsilon = 10^{-9}$, which is along the lines of the optimizer proposed in [12]. Warm up steps used is 25000. The models are trained for 100 epochs and the batch size was 64. A single Nvidia RTX 3090 GPU was used.

No language model has been used for shallow fusion in this work. The n tokens extracted from the training text served as output units. Features used for the model are log mel spectrograms with 80 dimensions along with the pitch (total 81). 3 way speed perturbation [13] with speed factors of 0.9, 1.0 and 1.1 and SpecAugment [14] was used in all the experiments.

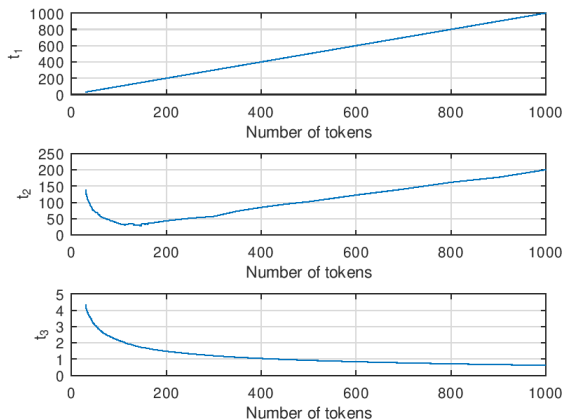
4. Experimental Results

We computed the cost function C (3) by varying n between 30 and 1000. We found that higher value of $n (> 1000)$ always resulted in a higher C and $n < 30$ resulted in the number of tokens (n) being less than the number of characters in the training text data. We trained the SentencePiece [5], with unigram (`-vocab_size=n`, `-model_type=unigram`,

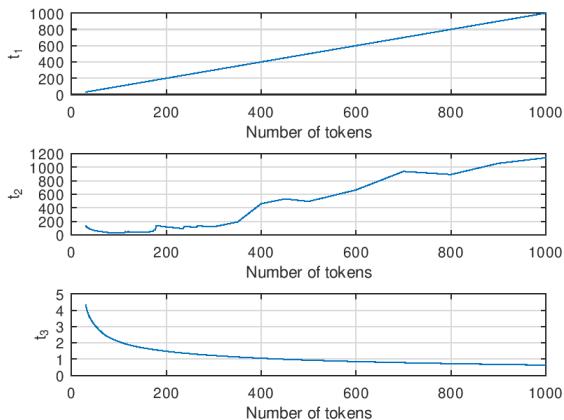
¹<https://www.openslr.org/resources/12/train-clean-100.tar.gz>

²<https://www.openslr.org/resources/12/test-clean.tar.gz>

³<https://www.openslr.org/resources/12/test-other.tar.gz>



(a) SentencePiece-Unigram.



(b) SentencePiece-BPE.

Figure 1: t_1, t_2, t_3 in the cost function C (3) for $n = 30$ to 1000.

–split_by_whitespace=False) called SentencePiece-Unigram model and with BPE (–vocab_size=n, –model_type=bpe, –split_by_whitespace=False) called SentencePiece-BPE model. Figure 1 shows the plot of t_1, t_2, t_3 (3) as a function of number of tokens (x-axis). In both Figure 1a (SentencePiece-Unigram) and Figure 1b (SentencePiece-BPE) it can be observed that while t_1 is linearly increasing and t_3 is exponentially decreasing; t_2 exhibits a dip before linearly increasing as a function of n . Figure 2 (Figure 3) shows the plot of the cost function C , for SentencePiece-Unigram (SentencePiece-BPE), for $n = 1, \dots, 1000$ for $\alpha_{1,2,3} = 1, 0, 0$ (Figure 2a (3a)), $\alpha_{1,2,3} = 0, 1, 0$ (Figure 2b (3b)), and $\alpha_{1,2,3} = 0, 0, 1$ (Figure 2c (3c)) with the n^* (2) marked with a red “*”. Clearly the minimum value of C (3) varies with different values of α ’s. As expected, $n^* = 30$ when the cost function is only a function of the number of tokens for both SentencePiece-Unigram (Figure 2a) and SentencePiece-BPE (Figure 3a) and $n^* = 1000$ when C is a function of only t_3 (see Figure 2c and 3c). The most interesting aspect is observable for t_2 where the $n^* = 145$ for SentencePiece-Unigram (see Figure 2b) and $n^* = 97$ for SentencePiece-BPE (see Figure 3b). Figure 4 shows the plot of the cost function C for $\alpha_{1,2,3} = 1$. As shown in Figure 4a the minimum value of C occurs for $n^* = 61$ for SentencePiece-Unigram model while $n^* = 70$ for SentencePiece-BPE model.

The experiments above provide the optimal values for number of tokens corresponding to different values of α ’s. We now present the performance of the ASR systems with the number of tokens obtained above, namely $n^* = 30, 61, 145, 1000$ for SentencePiece-Unigram and $n^* = 30, 97, 70, 1000$ for SentencePiece-BPE, in Table 1. We compare this with the ESPNet recipe recommendation of using the number of tokens as 300 using SentencePiece-Unigram language model. Using this value ($n = 300$) results in an average WERs of 13.8% over the dev sets and 14.5% over the test sets (see Table 1). Using 30 tokens (which corresponds to $\alpha_{1,2,3} = (1, 0, 0)$), the average WER over test sets reduces very slightly to 14.3%, however the average WER over the dev sets increases slightly to 13.9%. Using $n^* = 61$ tokens and 1000 tokens (corresponding to $\alpha_{1,2,3} = (0, 1, 0)$ and $(0, 0, 1)$, respectively), did not improve the performance, with $n = 1000$ tokens performing the worst. It suggests that blindly increasing the number of tokens does

Table 1: WERs (in %) for various n on Librispeech 100h. “dev-avg”: average over dev-clean and dev-other. “test-avg”: average over test-clean and test-other

SentencePiece-Unigram						
$n(\alpha_{1,2,3})$	dev-clean	dev-other	dev-avg	test-clean	test-other	test-avg
300 (-)	7.7	20.0	13.8	8.3	20.8	14.5
30 (1, 0, 0)	7.6	20.3	13.9	7.9	20.7	14.3
145 (0, 1, 0)	8.6	20.8	14.7	9.0	21.0	15.0
1000 (0, 0, 1)	11.0	21.0	16.0	11.5	23.0	17.2
61 (1, 1, 1)	7.2	19.2	13.2	7.7	19.6	13.6
SentencePiece-BPE						
$n(\alpha_{1,2,3})$	dev-clean	dev-other	dev-avg	test-clean	test-other	test-avg
300 (-)	8.1	20.4	14.2	8.5	20.4	14.4
30 (1, 0, 0)	7.6	20.3	13.9	7.9	20.7	14.3
97 (0, 1, 0)	7.7	20.1	13.9	8.2	20.4	14.3
1000 (0, 0, 1)	7.9	20.0	13.9	8.0	20.6	14.3
70 (1, 1, 1)	7.6	19.8	13.7	8.0	20.4	14.2

not necessarily improve the performance of the ASR. When we provide equal weight of 1 to t_1, t_2 and t_3 in the cost function, we get the number of tokens as $n^* = 145$ (SentencePiece-Unigram) and $n^* = 70$ (SentencePiece-BPE). This choice of n for SentencePiece-Unigram outperforms all the other systems resulting in an average WER of 13.2% over the dev sets and an average WER of 13.6% over the test sets. We observe similar improvement in ASR performance for SentencePiece-BPE. While the recommended $n = 300$ tokens with ASR result in an average WERs of 14.2% and 14.4% with dev and test sets respectively, the choice of $n^* = 70$ tokens, which correspond to $\alpha_{1,2,3} = (1, 1, 1)$ show an improved performance of 13.7% and 14.2% WER for dev and test sets respectively. What is remarkable is that this improvement in ASR performance comes with reduced computational cost when compared to the use of recommended 300 tokens in ESPNet recipe. This set of experiments again reinforces the earlier finding that blindly increasing the number of tokens does not improve the performance of the ASR system.

It is interesting to note that the best performance is obtained when $\alpha_{1,2,3} = 1$. This suggests that each of the terms t_1, t_2, t_3 in the cost function has a role to play in determining the number of tokens optimal for the ASR performance. The number of tokens will change when the training text changes or the tok-

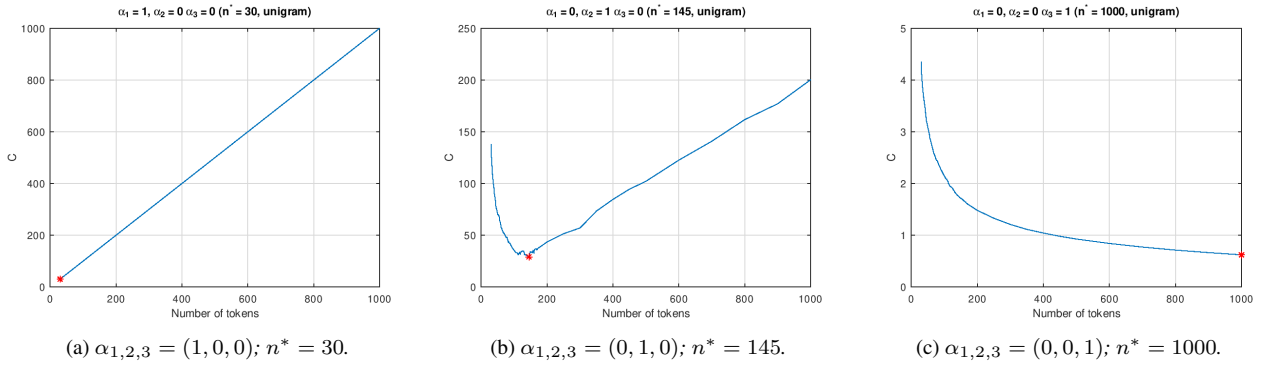


Figure 2: *SentencePiece-Unigram*. n^* marked with a red “*”. x -axis shows the number of tokens and y -axis the C .

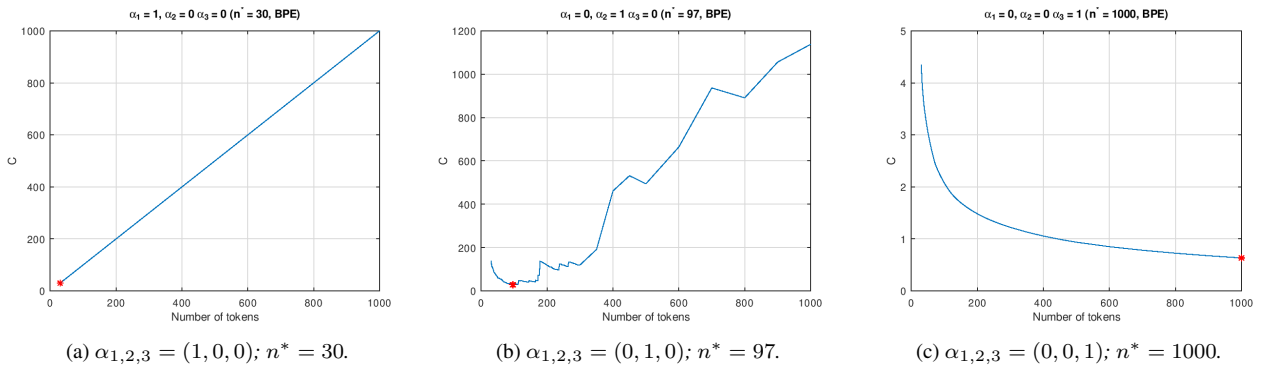


Figure 3: *SentencePiece-BPE*. n^* marked with a red “*”. x -axis shows the number of tokens and y -axis the C .

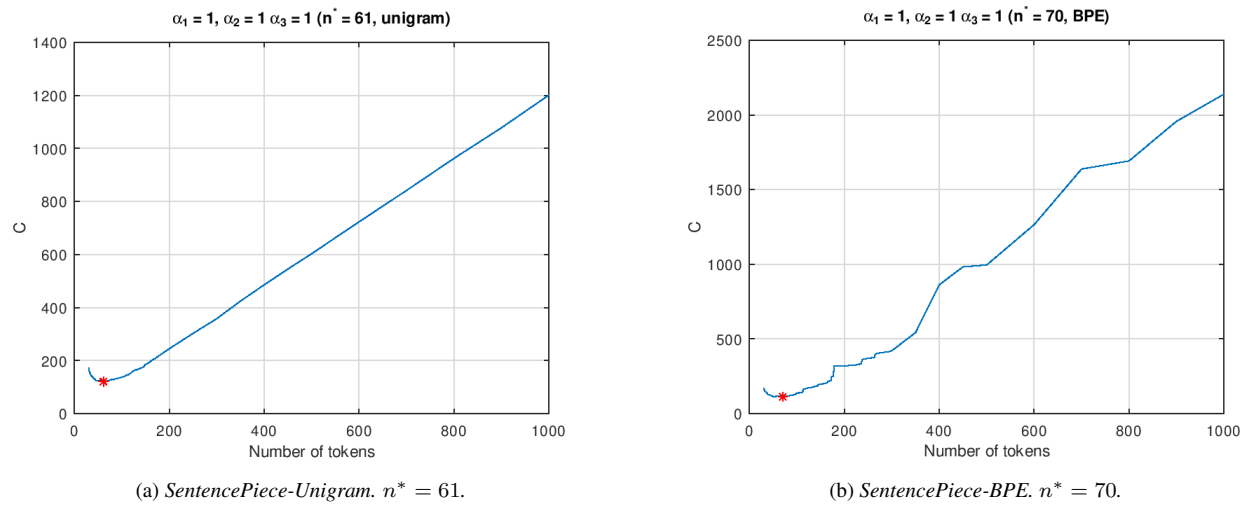


Figure 4: *Optimal number of tokens (n^*) for $\alpha_{1,2,3} = (1, 1, 1)$*

enizer changes and hence the cost function minimization should be performed once every time the training text or the tokenizer changes.

5. Conclusions

In this paper we proposed a formulation based on construction of a cost function that allows for the identification of an optimal vocabulary size for the tokenizers used during the training of a speech recognition engine. The formulated cost function

is based on keeping a balance between the most frequently and least frequently occurring training sub-word data to avoid bias in training as well as making sure that the number of tokens required to represent the data is minimal from the computing cost perspective. Using Librispeech 100 hours training set, we showed the efficacy of the approach to determining the vocabulary size of the tokenizer. In future, it would be worthwhile to look into the cost function in more detail to include other relevant factors. A robust approach to determining the values of α 's would improve the performance further.

6. References

- [1] T. Raissi, E. Beck, R. Schlüter, and H. Ney, “Towards consistent hybrid hmm acoustic modeling,” arXiv, 2021.
- [2] R. Sennrich, B. Haddow, and A. Birch, “Neural machine translation of rare words with subword units,” in *Proceedings of the 54th Annual Meeting of the Association for Computational Linguistics (Volume 1: Long Papers)*, K. Erk and N. A. Smith, Eds. Berlin, Germany: Association for Computational Linguistics, Aug. 2016, pp. 1715–1725. [Online]. Available: <https://aclanthology.org/P16-1162>
- [3] M. Schuster and K. Nakajima, “Japanese and korean voice search,” in *2012 IEEE International Conference on Acoustics, Speech and Signal Processing (ICASSP)*, 2012, pp. 5149–5152.
- [4] T. Kudo, “Subword regularization: Improving neural network translation models with multiple subword candidates,” in *Proceedings of the 56th Annual Meeting of the Association for Computational Linguistics (Volume 1: Long Papers)*, I. Gurevych and Y. Miyao, Eds. Melbourne, Australia: Association for Computational Linguistics, Jul. 2018, pp. 66–75. [Online]. Available: <https://aclanthology.org/P18-1007>
- [5] T. Kudo and J. Richardson, “SentencePiece: A simple and language independent subword tokenizer and detokenizer for neural text processing,” Brussels, Belgium, pp. 66–71, Nov. 2018. [Online]. Available: <https://aclanthology.org/D18-2012>
- [6] H. Xu, S. Ding, and S. Watanabe, “Improving end-to-end speech recognition with pronunciation-assisted sub-word modeling,” in *ICASSP 2019 - 2019 IEEE International Conference on Acoustics, Speech and Signal Processing (ICASSP)*, 2019, pp. 7110–7114.
- [7] V. Papadourakis, M. Mueller, J. Liu, A. Mouchtaris, and M. Omologo, “Phonetically induced subwords for end-to-end speech recognition,” in *Interspeech 2021*, 2021. [Online]. Available: <https://www.amazon.science/publications/phonetically-induced-subwords-for-end-to-end-speech-recognition>
- [8] V. Zouhar, C. Meister, J. Gastaldi, L. Du, T. Vieira, M. Sachan, and R. Cotterell, “A formal perspective on byte-pair encoding,” in *Findings of the Association for Computational Linguistics: ACL 2023*, A. Rogers, J. Boyd-Graber, and N. Okazaki, Eds. Toronto, Canada: Association for Computational Linguistics, Jul. 2023, pp. 598–614. [Online]. Available: <https://aclanthology.org/2023.findings-acl.38>
- [9] D. Katare, D. S. Noguero, S. Park, N. Kourtellis, M. Janssen, and A. Y. Ding, “Analyzing and mitigating bias for vulnerable classes: Towards balanced representation in dataset,” arXiv, 2024.
- [10] S. Watanabe, T. Hori, S. Karita, T. Hayashi, J. Nishitoba, Y. Unno, N. Enrique Yalta Soplin, J. Heymann, M. Wiesner, N. Chen, A. Renduchintala, and T. Ochiai, “ESPnet: End-to-End Speech Processing Toolkit,” in *Proc. Interspeech 2018*, 2018, pp. 2207–2211.
- [11] D. P. Kingma and J. Ba, “Adam: A method for stochastic optimization,” in *3rd International Conference on Learning Representations, ICLR 2015, San Diego, CA, USA, May 7-9, 2015, Conference Track Proceedings*, Y. Bengio and Y. LeCun, Eds., 2015. [Online]. Available: <http://arxiv.org/abs/1412.6980>
- [12] A. Vaswani, N. Shazeer, N. Parmar, J. Uszkoreit, L. Jones, A. N. Gomez, L. u. Kaiser, and I. Polosukhin, “Attention is all you need,” in *Advances in Neural Information Processing Systems*, I. Guyon, U. V. Luxburg, S. Bengio, H. Wallach, R. Fergus, S. Vishwanathan, and R. Garnett, Eds., vol. 30. Curran Associates, Inc., 2017. [Online]. Available: https://proceedings.neurips.cc/paper_files/paper/2017/file/3f5ee243547dee91fbd053c1c4a845aa-Paper.pdf
- [13] T. Ko, V. Peddinti, D. Povey, and S. Khudanpur, “Audio augmentation for speech recognition,” in *Proc. Interspeech 2015*, 2015, pp. 3586–3589.
- [14] D. S. Park, W. Chan, Y. Zhang, C.-C. Chiu, B. Zoph, E. D. Cubuk, and Q. V. Le, “SpecAugment: A Simple Data Augmentation Method for Automatic Speech Recognition,” in *Proc. Interspeech 2019*, 2019, pp. 2613–2617.