

DISCRETE LANCHESTER ATTRITION MODELS: THE CASE OF PRECAUTIONARY SURRENDER

A PREPRINT

 **Robin K. S. Hankin***
 University of Stirling
 hankin.robin@gmail.com

June 3, 2024

Abstract

Discrete Lanchester-type attrition models describe many types of antagonistic situations; the preferred interpretation is two fleets of battleships, each trying to sink the other. Such models may be characterised by a bivariate recurrence relation. Here I consider a restricted case in which a fleet that finds itself two or three units behind its opponent immediately surrenders. I present some theoretical and numerical results and suggest lines for further work.

1 Introduction

Motivated by the analysis of modern and ancient military strategy, Lanchester (1956) set out a simple model for two mutually hostile forces, which he styled “red” and “blue”, of strength $r = r(t)$ and $b = b(t)$ respectively:

$$\begin{aligned}\frac{dr}{dt} &= -bk \\ \frac{db}{dt} &= -rc.\end{aligned}\tag{1}$$

Here, c and k are constants representing the military strength of the individual units; $c = k$ if the fighting values of the individual units of the force are equal. Lanchester went on to study the properties of this system and considered British naval tactics in the eighteenth and nineteenth centuries in the light of his equations. Ancker, Jr. and Gafarian (1987) considered equations 1 and presented extensive numerical and theoretical results. It is interesting to compare this with the system semi-discrete system considered by Fox (2010), who assumed that the system was discrete in time but not fighting strength; in his work, the fighting strengths of the nations were conceptualised as functions $x(n)$ and $y(n)$ from the integers to the non-negative reals. His analogues to equations 1 were

$$\begin{aligned}x(n+1) &= x(n) - k_x y(n) \\ y(n+1) &= y(n) - k_y x(n), \quad n = 0, 1, 2, \dots\end{aligned}\tag{2}$$

Writing in 1974, Karr considered a number of similar Lanchester-type situations, focussing on the continuous case, and presented several ODEs. He went on to consider (p41) the case where the fighting units are discrete, being destroyed according to a stochastic process. His model may be expressed as a recursive scheme for $p(r, b)$, $r, b \in \mathbb{N} \setminus (0, 0)$:

*work; play

$$p(r, b) = \begin{cases} 1 & r \geq 1, b = 0 \\ 0 & b \geq 1, r = 0 \\ \frac{r}{r+b} \cdot p(r, b-1) + \frac{b}{r+b} \cdot p(r-1, b) & r, b \geq 1. \end{cases} \quad (3)$$

This describes the OK Corral shootout (Williams and McIlroy, 1998; Kingman and Volkov, 2003), although here the preferred interpretation of the problem is as follows: navies R, B deploy fleets of r, b ships respectively and engage in battle. At any point in time, the probability that the next ship to be sunk is one of R is $b/(r+b)$. The winner is the first to destroy all the other fleet's ships; if (r, b) is the initial state vector, $p(r, b)$ becomes the probability of navy R winning, that is, achieving state $(b, 0)$ for some $b > 0$.

From now on, it is assumed that $r, b, n \in \mathbb{N}^+$ unless otherwise indicated. The following results are immediate:

- $0 < p(r, b) < 1, r, b > 0$
- $p(r, b) + p(b, r) = 1$
- $p(n, n) = \frac{1}{2}, n > 0$
- $p(n, 1) = \frac{(n+1)!-1}{(n+1)!}, p(1, n) = \frac{1}{(n+1)!}, n > 0.$

2 Results

Figure 1 shows a graphical representation of equations 3 together with win probabilities for small values of (r, b) ; and figures 2 and 3 show win probabilities for a wider range of initial states.

Figure 4 shows the general case for $r = 2$. This has recurrence relation $x_{n+1} = x_n \frac{n+1}{n+3} + \frac{1}{(n+2)!} \cdot \frac{2}{n+3}$ which has solution

$$p(2, n) = x_n = \frac{2^{n+2} - (n+2)}{(n+2)!}, \quad n \geq 0 \quad (4)$$

leading to

$$p(2, t) = \frac{2^t - t}{t!} \sim \frac{1}{\sqrt{2\pi t}} \cdot \left(\frac{2e}{t}\right)^t, \quad t \geq 2 \quad (5)$$

where t is the total number of ships; proof by direct substitution. The asymptotic form is via Stirling's approximation (Abramowitz and Stegun, 1965, p257). We may verify equation 4 by cross-checking it against figure 1, using the R computer language (R Core Team, 2023):

```
> f <- function(n){(2^(n+2)-(n+2))/factorial(n+2)}
> f(1:4) - c(5/6, 1/2, 9/40, 29/360)
```

```
[1] 0 0 0 0
```

Above we see agreement between equation 4 and Figure 1. Proceeding to consider $r = 3$ (Figure 5), we obtain the relation $x_{n+1} = x_n \cdot \frac{3}{n+4} + \frac{2^{n+3}-n-3}{(n+3)!} \cdot \frac{n+1}{n+4}$ which, together with $x_0 = 1$, gives

$$p(3, n) = x_n = \frac{54 \cdot 3^n - 16(n+3) \cdot 2^n + (n+3)(n+2)}{2(n+3)!} \sim \frac{27}{\sqrt{2\pi n^7}} \left(\frac{3e}{n}\right)^n. \quad (6)$$

The general pattern does not seem at all easy to obtain. However, it might be reasonable to conjecture that $p(n, b) \sim \alpha \cdot (be/n)^n \cdot n^{-(b+1/2)}$ for some α as $n \rightarrow \infty$, with b fixed.

2.1 The restricted game: precautionary surrender

Given that $p(n, n) = 1/2$, one might seek solutions for $p(n, n+1)$ but this seems to be not at all easy. However, we may consider a simpler game in which we specify $p(n, n+2) = 0$ and $p(n+2, n) = 1$ for all $n \geq 0$: the game is considered decided if $|r-b| \geq 2$ at any time. One interpretation might be that a navy surrenders if it finds itself two or more units behind its opponent; figure 6 shows some results for small values of (r, b) . The

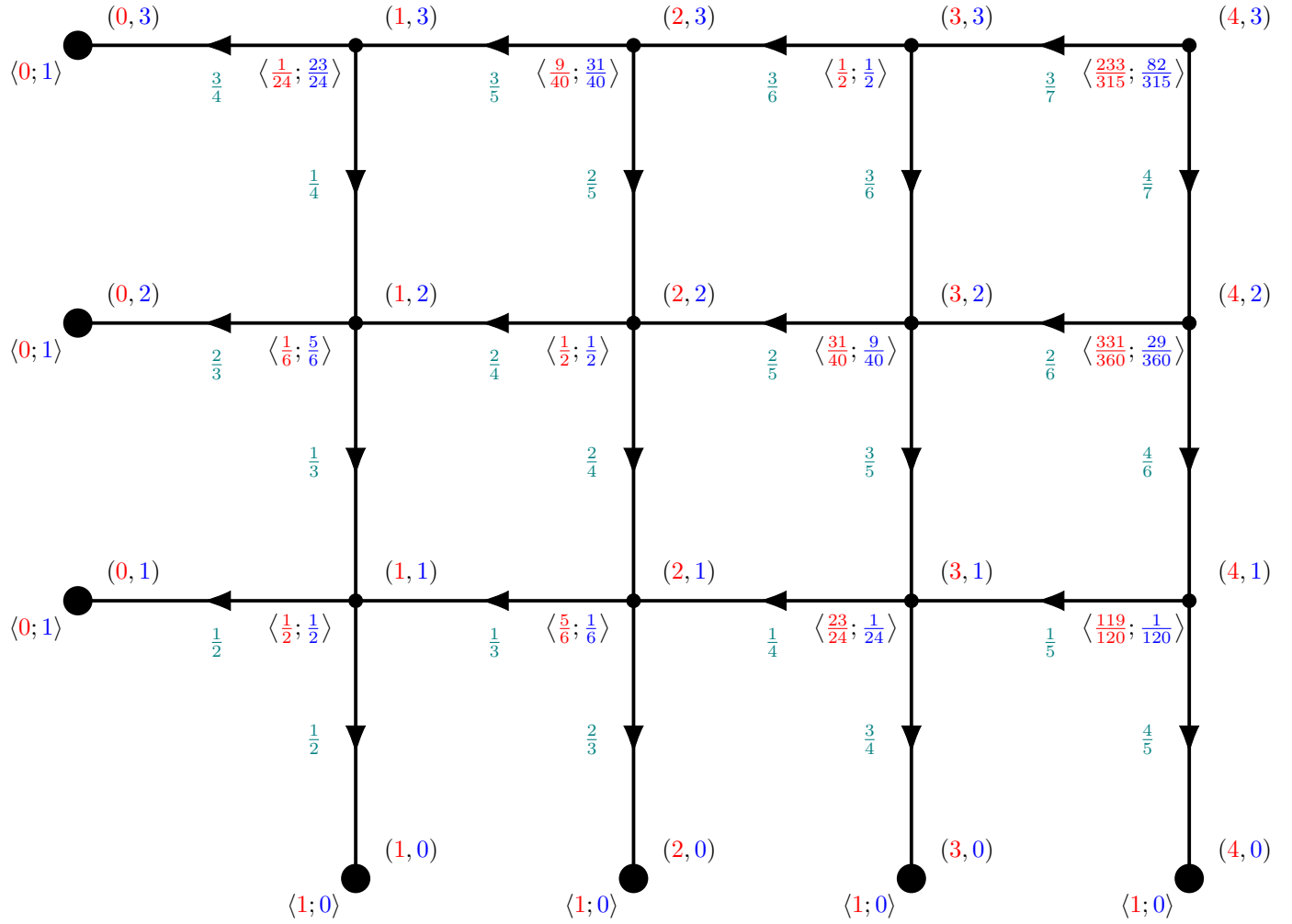


Figure 1: Transition diagram for $(r, b) \preceq (4, 3)$. Red figures refer to the red forces and blue to the blue forces. Round brackets indicate the state of each node; thus $(3, 4)$ means 3 red and 4 blue extant fighting units. Angle brackets indicate the probabilities for red and blue victory; thus $\langle \frac{233}{315}, \frac{82}{315} \rangle$ means that the probability of (eventual) red victory is $\frac{233}{315}$ and that of blue victory $\frac{82}{315}$. Teal numbers indicate transition probabilities $\frac{r}{r+b}, \frac{b}{r+b}$; large dots show absorbing states

blue		1	2	3	4	5	6	7	8	9
red		1	2	3	4	5	6	7	8	9
1	0.500	0.167	0.042	0.008	0.001	0.000	0.000	0.000	0.000	0.000
2	0.833	0.500	0.225	0.081	0.024	0.006	0.001	0.000	0.000	0.000
3	0.958	0.775	0.500	0.260	0.113	0.042	0.013	0.004	0.001	0.001
4	0.992	0.919	0.740	0.500	0.285	0.139	0.059	0.022	0.008	0.008
5	0.999	0.976	0.887	0.715	0.500	0.303	0.161	0.076	0.032	0.032
6	1.000	0.994	0.958	0.861	0.697	0.500	0.317	0.179	0.091	0.091
7	1.000	0.999	0.987	0.941	0.839	0.683	0.500	0.329	0.195	0.195
8	1.000	1.000	0.996	0.978	0.924	0.821	0.671	0.500	0.338	0.338
9	1.000	1.000	0.999	0.992	0.968	0.909	0.805	0.662	0.500	0.500

Figure 2: Probabilities of red victory from initial states $r, b = 1(1)9$

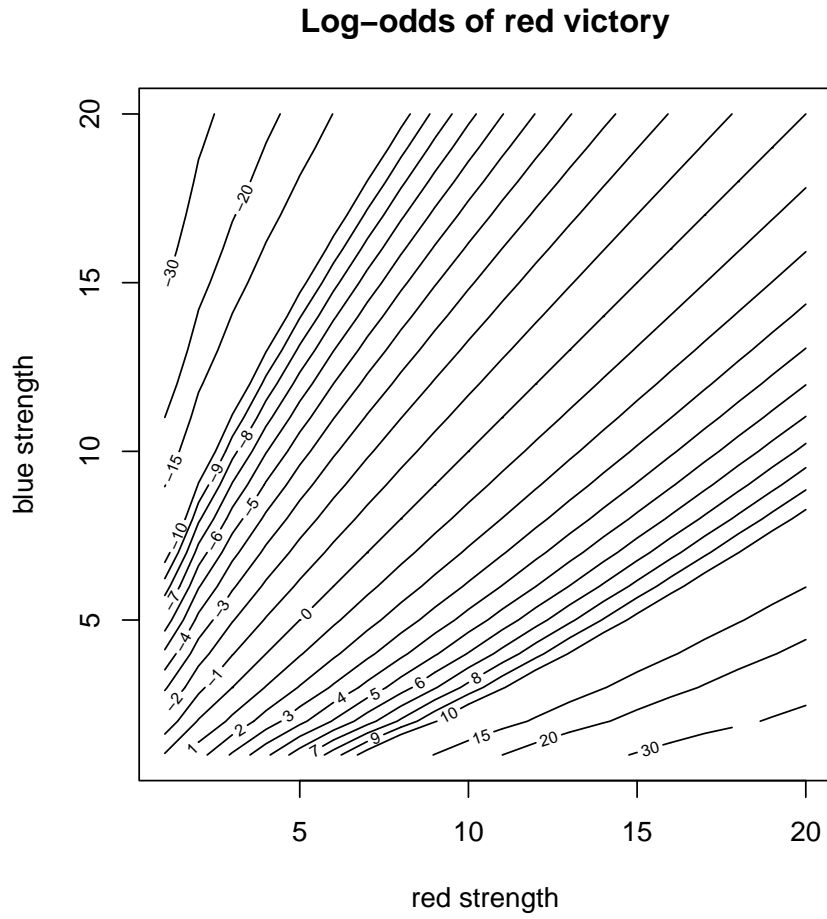


Figure 3: log-odds ratio $\log\left(\frac{p}{1-p}\right)$ for red victory as a function of red and blue strength 1(1)20

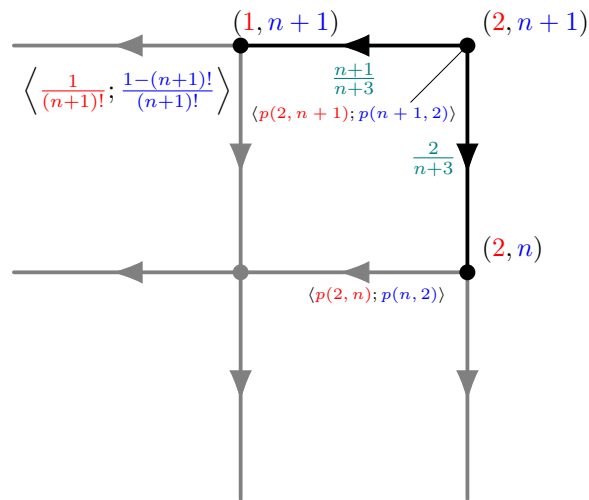


Figure 4: Recurrence relation cell analysis, colour coding as for figure 1

situation is not quite isomorphic to that of tennis at deuce because the restricted game has a pre-specified length, while a tennis game has no upper number of points. From figure 7 we conclude that

$$p(n-1, n) = \begin{cases} \frac{3n-1}{4n-2} & n > 1 \\ 0 & n = 1. \end{cases} \quad (7)$$

The next natural game to consider is that a navy surrenders if it finds itself three or more units down; figure 8. Figure 9 shows a single cell and gives us the relation $x_{n+1} = \frac{1}{2} \cdot \frac{n}{2n+1} + y \cdot \frac{n+1}{2n+1}$ with $y = x_n \cdot \frac{n-1}{2n} + 1 \cdot \frac{n+1}{2n}$, or altogether

$$x_{n+1} = x_n \cdot \frac{n^2 - 1}{4n^2 + 2n} + \frac{2n^2 + 2n + 1}{4n^2 + 2n}. \quad (8)$$

Although involved and complicated, this equation is solved easily by computer algebra systems. Sage gives us

$$\frac{3 \cdot 4^n n(n-2)! \sum_{j=2}^{n-1} \frac{2(2j^2+2j+1) \cdot 4^j \cdot (j+\frac{1}{2})!}{(2j+1)(j+1)!} + 5\sqrt{\pi}n(n-2)!}{4^n \cdot (n - \frac{1}{2})!} \quad (9)$$

and it is straightforward but tedious to verify that equation 9 satisfies recurrence relation 8. Mathematica gives us a more opaque but more easily evaluated equivalent form

$$\frac{1}{18(n-1)} \left(12n - 8 - \frac{(9 + i\sqrt{3})\sqrt{\pi}\Gamma(n+1)}{4^n\Gamma(n+1/2)} - 2\Gamma(n+1)\widetilde{{}_2F_1}(1, n+1/2; n+2; 4) \right) \quad (10)$$

(the tilde in $\widetilde{{}_2F_1}(1, n+1/2; n+2; 4)$ means the *regularized* ${}_2F_1$ Gauss hypergeometric function (Abramowitz and Stegun, 1965)). The hypergeometric term is problematic. First, note that it is evaluated *on* the cut line (which goes from $1+0i$ to ∞ along the real axis); the hypergeometric function is defined on the cut line as being continuous from below. In any event, the imaginary component tends to zero as $n \rightarrow \infty$. Equation 15.3.7 of (Abramowitz and Stegun, 1965), viz

$$\begin{aligned} {}_2F_1(a, b; c; z) &= \frac{\Gamma(c)\Gamma(b-a)}{\Gamma(b)\Gamma(c-a)} (-z)^{-a} {}_2F_1\left(a, 1-c+a; 1-b+a; \frac{1}{z}\right) \\ &+ \frac{\Gamma(c)\Gamma(a-b)}{\Gamma(a)\Gamma(c-b)} (-z)^{-b} {}_2F_1\left(b, 1-c+b; 1-a+b; \frac{1}{z}\right) \end{aligned}$$

may be used to ensure that ${}_2F_1()$ is only evaluated inside the unit circle, thereby avoiding the need to consider cut lines. This leads to, after simplification:

$$p(n, n-1) = \frac{1}{9(n-1)} \left(6n - 4 - \frac{9}{2\binom{2n}{n}} + \frac{{}_2F_1(1, -n; 3/2-n; 1/4)}{2(2n-1)} \right), \quad n > 1. \quad (11)$$

We may verify that equation 11 is correct numerically, using the R computer language (R Core Team, 2023) and the `hypergeo` package (Hankin, 2015):

```
> library("hypergeo")
> f <- function(n){
+ (6*n-4-9/(2*choose(2*n,n)) + Re(hypergeo(1,-n,3/2-n,1/4)/(2*(2*n-1)))) / (9*(n-1))
+ }
> f(2:4) - c(5/6, 31/40, 26/35)
```

```
[1] 0 0 0
```

Above we see agreement between equation 11 and figure 1. Even in its streamlined form, the hypergeometric term remains troublesome. Figure 10 presents numerical evidence to suggest that

$${}_2F_1(1, -n; 3/2 - n; 1/4) = \frac{4}{3} + \frac{2}{3}n^{-1} + \frac{4}{3}n^{-2} + \mathcal{O}(n^{-3}). \quad (12)$$

However, an algebraic proof that $\lim_{n \rightarrow \infty} {}_2F_1(1, -n; 3/2 - n; 1/4)$ even exists is not available; but equation 12 would imply that $p(n, n-1) = \frac{2}{3} + \frac{2}{9}n^{-1} + \frac{7}{27}n^{-2} + \mathcal{O}(n^{-3})$. The case for precautionary surrender on being four or more units behind is shown in figure 11. The recurrence would be

$$\begin{aligned} p(n, n-1) = x_n &= \frac{n-1}{2n} \cdot y + \frac{2n+1}{2n} \cdot z \\ y &= \frac{n-1}{2n-1} \cdot \left(\frac{1}{2}\right) + \frac{n}{2n-1} \cdot x_n \\ z &= \frac{n+1}{2n-1} \cdot x_n + \frac{n-2}{2n-1} \cdot 1. \end{aligned} \quad (13)$$

However, equation 13 does not appear to have a useful analytic solution.

3 Conclusions and further work

Discrete Lanchester systems appear to be an interesting problem but exact solutions are elusive. Here winning probabilities for the full problem were presented for initial state vectors with small entries; the general case for $(2, n)$ and $(3, n)$ was given. Asymptotic results for a restricted problem (precautionary surrender) were given where numerical superiority of two or three units resulted in pre-emptive surrender of the behind side.

Military interpretations of discrete Lanchester models would suggest that, for given n and α , finding the minimum value of a such that $p(n, n+a) \geq \alpha$ would have direct significance. One would then be seeking the numerical superiority required to secure victory with a given probability. In general, one might hope to discover discrete analogues of Lanchester's N-square law (Lanchester, 1956; Lepingwell, 1987). Figure 3 goes some way to answering this, but asymptotic results would be interesting.

Such questions give rise to a natural generalization of discrete Colonel Blotto-type zero-sum games (Hart, 2008): how might one allocate resources among battlefields to maximize the expected number of victories? Further, one might regard one's combat units as vulnerable targets rather than offensive assets; and consider their placement from the perspective of liability allocation games (Hankin, 2020).

One natural generalization, of interest all the way back to Lanchester's seminal 1956 work, is to consider the case where the ships of each fleet have different effectivenesses α, β , leading to probabilities $\frac{\alpha r}{\alpha r + \beta b}, \frac{\beta b}{\alpha r + \beta b}$. Results for this general case seem to be not at all easy to obtain, beyond producing diagrams analogous to figures 1 and 3. Restricting attention to equal fighting strengths, one might observe that not only is the eventual winner a random variable, but so too is the strength of the remaining fleet at victory. Investigating the probability mass function for this might be interesting.

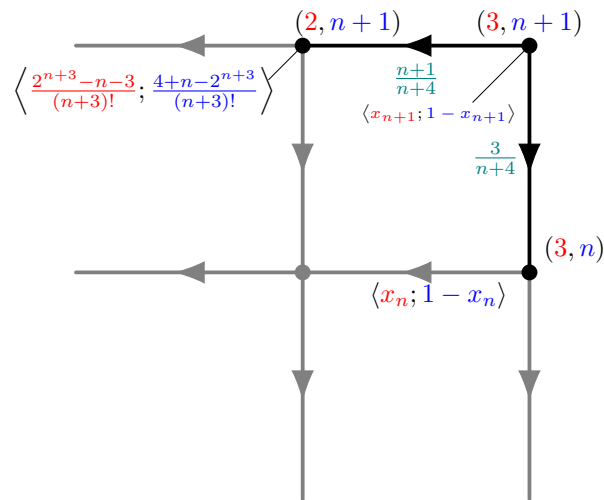


Figure 5: Single cell analysis

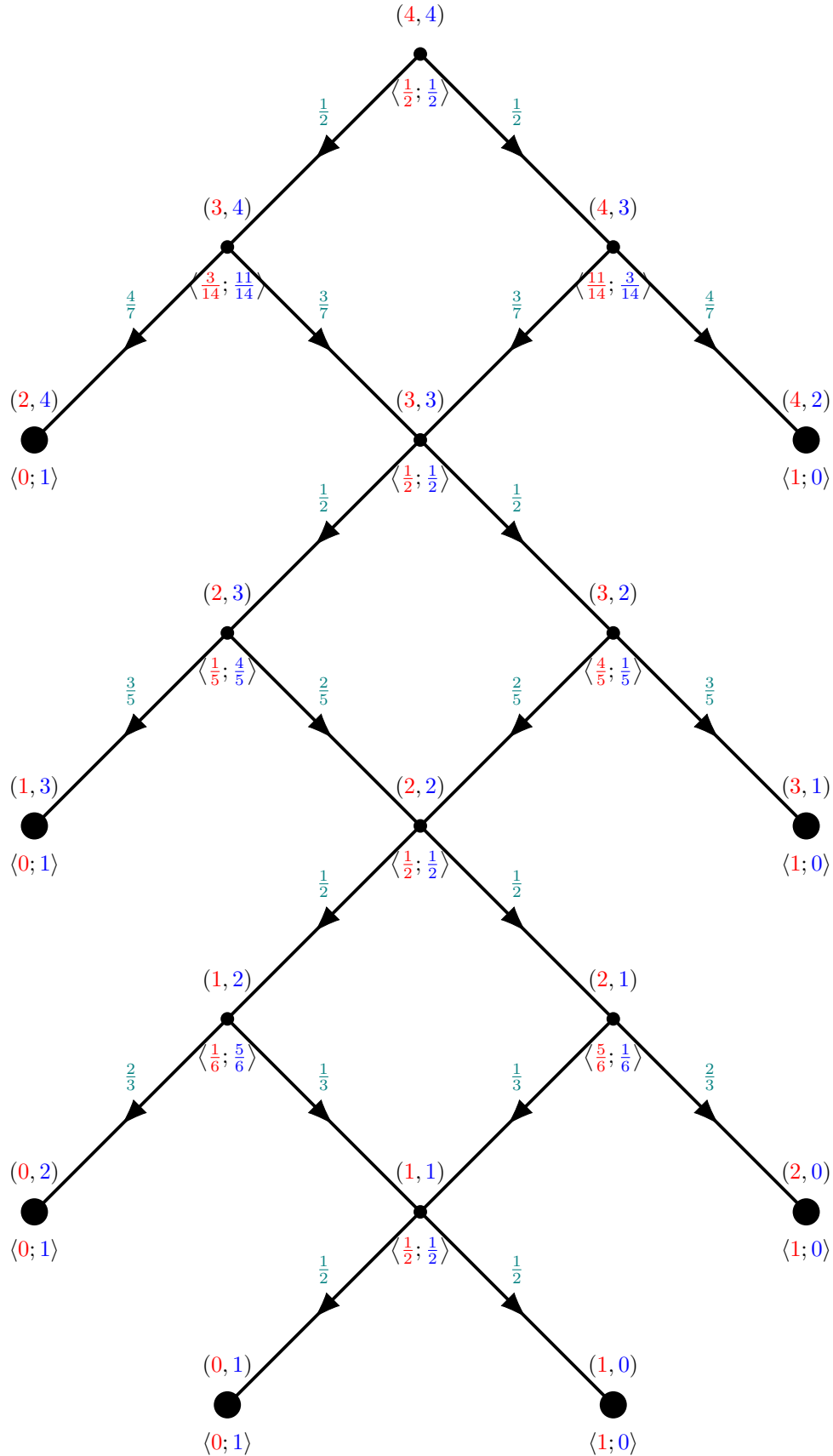


Figure 6: Win probabilities for the restricted game: being two or more units behind means surrender

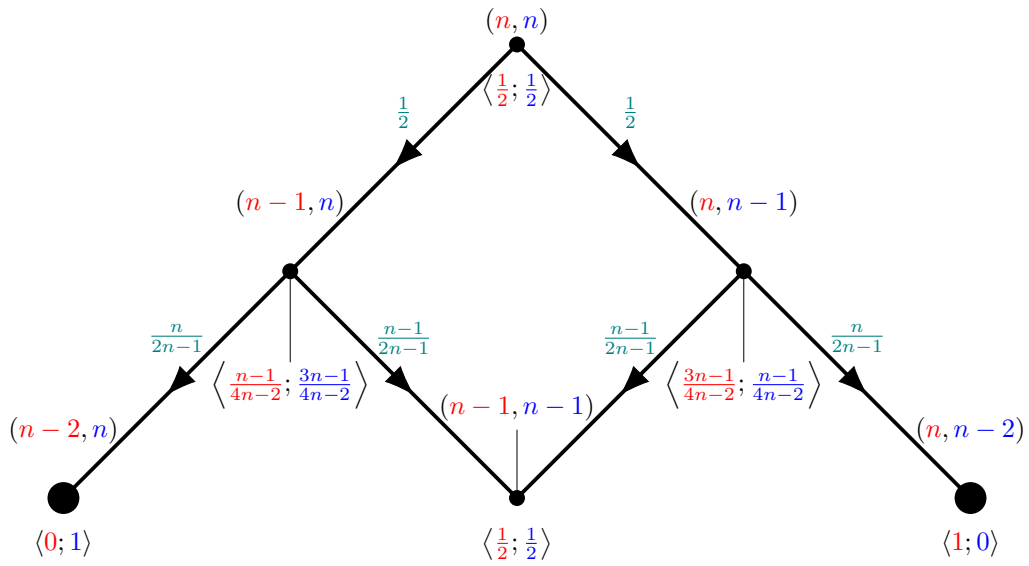


Figure 7: Single cell analysis for the restricted game, $n > 1$

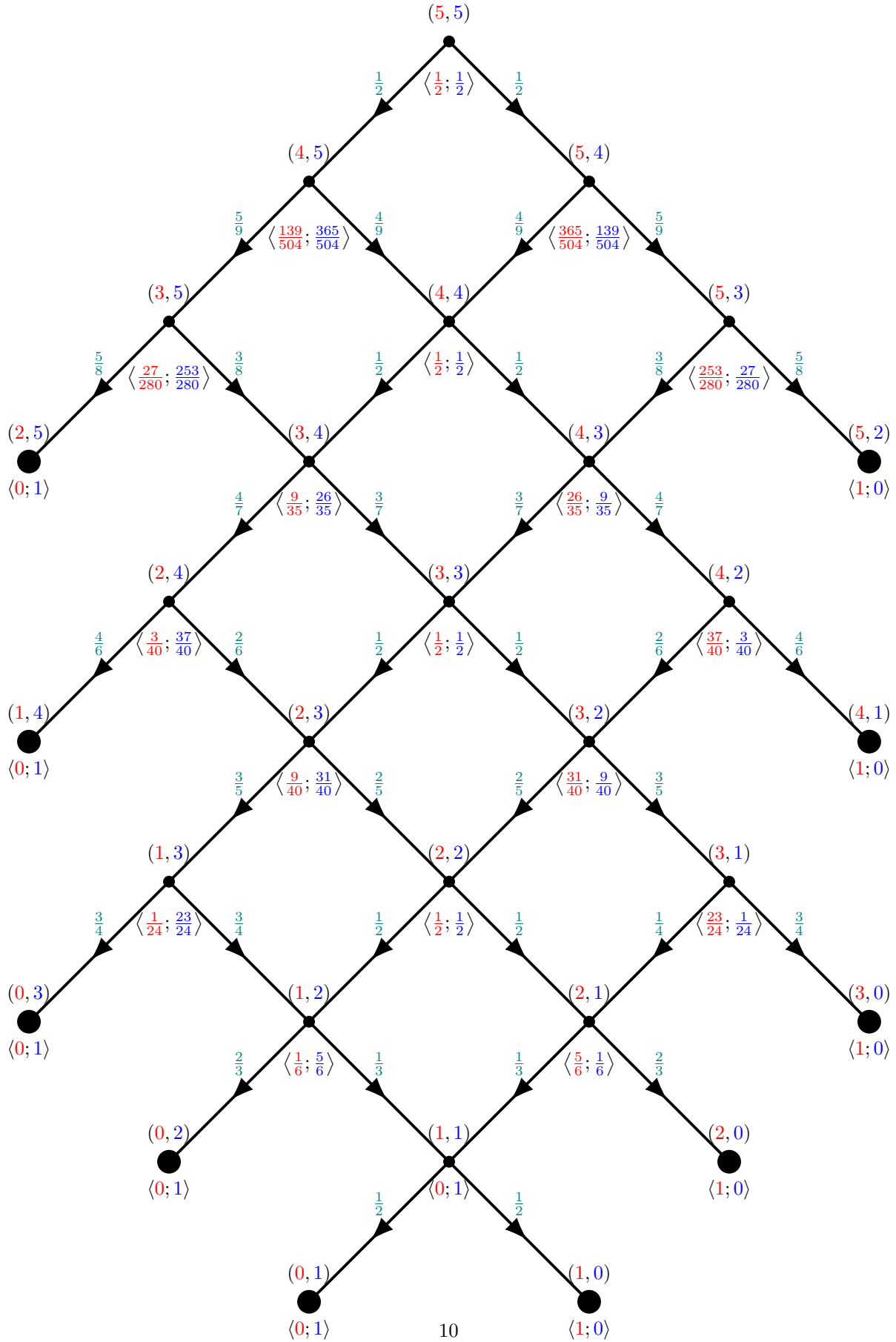


Figure 8: Restricted game: being *three* or more behind means surrender

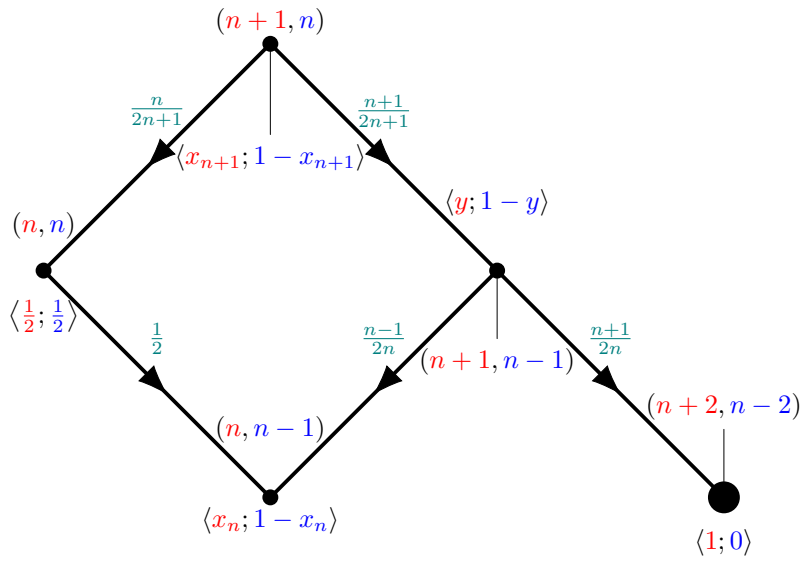


Figure 9: Precautionary surrender on being three or more units behind, $n > 1$

```

> library("hypergeo")
> f1 <- function(n){Re(hypergeo(1, -n, 3/2-n, 1/4))}
> f2 <- function(n){4*(1+0.5/n+1/n^2)/3 }
> n <- 10:500
> plot(n,abs(f1(n)-f2(n)),log="y")

```

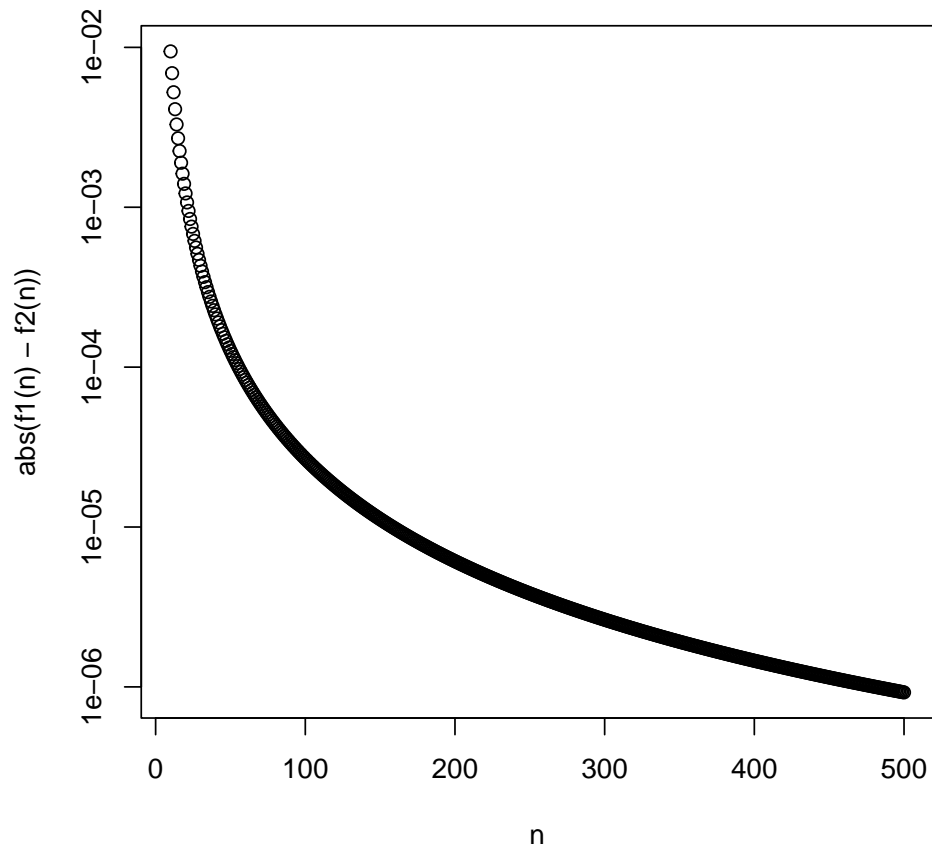


Figure 10: Difference between ${}_2F_1(1, -n; 3/2 - n; 1/4)$ and $\frac{4}{3} + \frac{1}{3}n^{-1} + \frac{4}{3}n^{-2}$ for $10 \leq n \leq 500$, logarithmic scale. We see that the exact and approximate results for $n = 500$ differ by about 10^{-6}

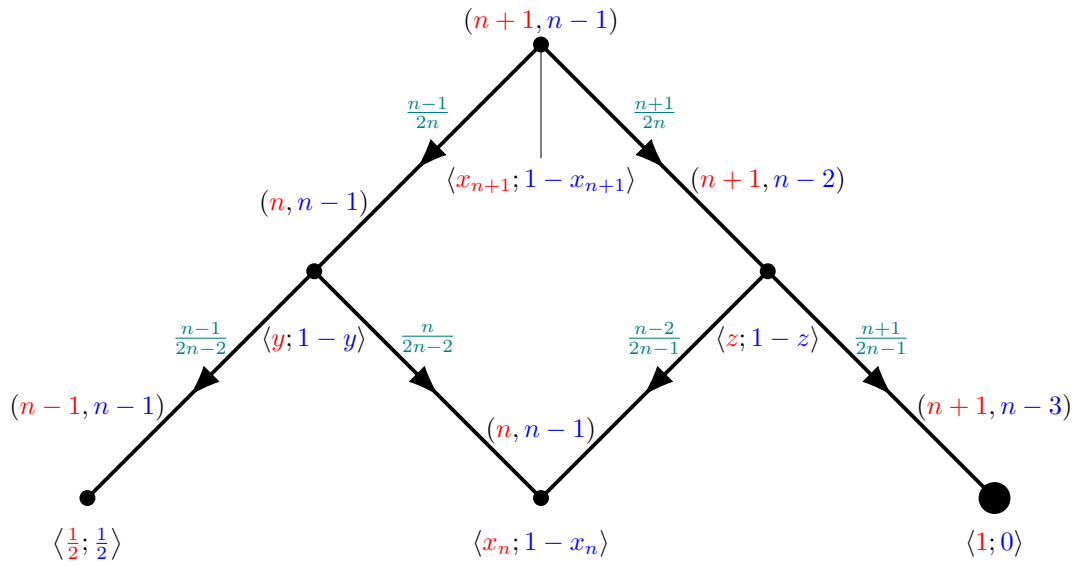


Figure 11: Precautionary surrender on being four or more units behind, $n > 1$

References

- M. Abramowitz and I. A. Stegun. *Handbook of Mathematical Functions*. New York: Dover, 1965.
- C. J. Ancker, Jr. and A. V. Gafarian. The validity of assumptions underlying current uses of Lanchester attrition rates. *Naval Research Logistics*, 34:505–533, 1987.
- W. P. Fox. Discrete combat models: investigating the solutions to discrete forms of Lanchester’s combat models. *International Journal of Operations Research and Information Systems*, 1(1):16–34, January-March 2010. doi:10.4018/joris.2010101302.
- Robin K. S. Hankin. Numerical evaluation of the Gauss hypergeometric function with the `hypergeo` package. *The R Journal*, 7:81–88, 2015.
- Robin K. S. Hankin. A liability allocation game. *J. Comput. Methods Sci. Eng*, 20(1):65–79, 2020. doi:https://doi.org/10.3233/JCM-193658.
- S. Hart. Discrete Colonel Blotto and General Lotto games. *International Journal of Game Theory*, 36: 441–460, 2008. doi:10.1007/s00182-007-0099-9.
- A. F. Karr. Stochastic attrition models of Lanchester type. Technical Report P-1030, Institute for Defence Analyses, 1974.
- J. F. C. Kingman and S. E. Volkov. Solution to the OK Corral model via decoupling of Friedman’s urn. *Journal of Theoretical Probability*, 16(1):267–276, January 2003.
- F. W. Lanchester. *Mathematics in warfare*, volume 4, pages 2138–2157. Simon and Schuster, 1956.
- J. W. R. Lepingwell. The laws of combat? *International Security*, 12(1):89–134, 1987.
- R Core Team. *R: A Language and Environment for Statistical Computing*. R Foundation for Statistical Computing, Vienna, Austria, 2023. URL <https://www.R-project.org/>.
- D. Williams and P. McIlroy. The OK Corral and the power of the law (a curious Poisson-kernel formula for a parabolic equation). *Bulletin of the London Mathematical Society*, 30:166–170, 1998.