

IoT on the Road to Sustainability: Vehicle or Bandit?

Jona Cappelle*, Liesbet Van der Perre*, Emma Fitzgerald[†], Simon Ravyts*, Weronika Gajda*, Valentijn De Smedt*, Bert Cox*, Gilles Callebaut*

* *KU Leuven, ESAT, Belgium, name.surname@kuleuven.be*

[†] *EIT, Lund University, Box 118, 221 00 Lund, Sweden, emma.fitzgerald@eit.lth.se*

Abstract—The Internet of Things (IoT) can support the evolution towards a digital and green future. However, the introduction of the technology clearly has in itself a direct adverse ecological impact. This paper assesses this impact at both the IoT-node and at the network side. For the nodes, we show that the electronics production of devices comes with a carbon footprint that can be much higher than during operation phase. We highlight that the inclusion of IoT support in existing cellular networks comes with a significant ecological penalty, raising overall energy consumption by more than 15%. These results call for novel design approaches for the nodes and for early consideration of the support for IoT in future networks. Raising the ‘Vehicle or bandit?’ question on the nature of IoT in the broader sense of sustainability, we illustrate the need for multidisciplinary cooperation to steer applications in desirable directions.

Index Terms—Internet-of-Things, Sustainability, Energy efficient networks.

I. INTRODUCTION

The Internet of Things (IoT), enabling remote monitoring [1] and efficiency improvements, has been promoted as a vehicle [2] towards the defined 17 Sustainable Development Goals (SDGs) defined by the United Nations (UN) as a global call to action [3]. So far, however, the technology often plays the role of a bandit hijacking us on this journey.

This manuscript was submitted to IEEE IoT Magazine on 31st of May 2024.

This paper assesses whether the direct ecological penalty of IoT technology can be outweighed by the impact on other systems’ footprints. Contradictory goals exist when connecting IoT devices to address sustainability. For example, enabling node-initiated communication conflicts with sleep opportunities in the network. Also, many eco-digital innovations address the symptoms of a problem, for example finding free parking spots, rather than *the* problem - too many cars in cities. At the eve of a potential massive deployment of the technology, it is crucial to be aware of possible directions, as illustrated in Fig. 1: can we minimize the bandit-nature and envision IoT solutions as a vehicle to address fundamental problems? The main contribution of this paper is threefold: (i) it analyses the direct full-life-cycle impact of IoT nodes, discusses a modular design approach, and demonstrates the need to quantitatively assess the net balance in applications, (ii) it studies the consequences of introducing IoT networks considering deployments in licensed and unlicensed bands, and (iii) it identifies opportunities for and risks to all SDGs in the profit, planet, and people categories.

In this paper, we first assess the direct impact of the technology at the IoT node and in networks. Next, we discuss the potential indirect impact of IoT on the broad set of SDGs. Finally, we summarize the conclusions, and formulate suggestions for future R&D.




Fig. 1: Overview: IoT vehicle or bandit?

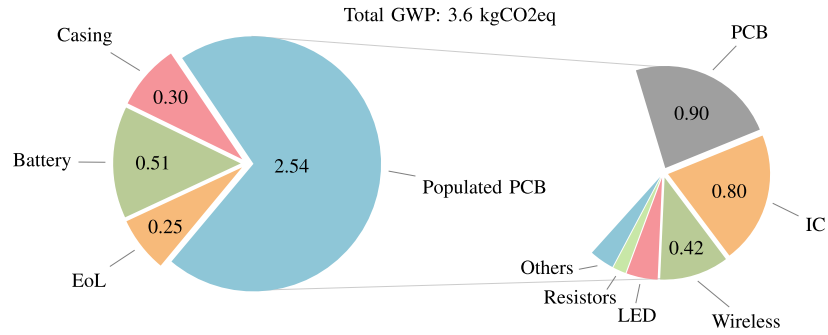


Fig. 2: GWP Typical IoT Node (left) with detailed populated PCB analysis (right) in kgCO₂eq.

II. IOT NODE DIRECT ECOLOGICAL IMPACT

Impressive progress on integrated circuits (ICs), miniature sensors and actuators enabled by micro-electromechanical systems (MEMS)-technology, has created endless possibilities to design IoT-nodes with a small form factor and at low cost. However, the ecological footprint of electronic devices is considerably larger than their physical size would suggest [4]. Current IoT-node architectures typically aim for very high hardware integration and devices are often fully sealed, which comes with advantages in size and physical protection of the devices. However, this approach prohibits their eventual ecological dismantling, inhibits reusability, and does not address recyclability. We present a life cycle assessment (LCA) to critically review the ecological impact of all three stages in the life cycle of an IoT device [5]: design and production, operation, and end of life (EoL). We further present potentially more sustainable design paradigms, operation, and EoL approaches.

A. Design and production phase

We performed an LCA on a representative IoT device, following the methodology of ISO 14040 and 14044 standards. The Global Warming Potential (GWP) was modeled with the Sphera professional and Electronics database [6] using the ReCiPe 2016 midpoint method. The results as depicted in Fig. 2, not considering the installation, show that the production of electronics, in particular ICs and printed circuit boards (PCBs), comes with a high GWP. Studies [5] based on current usage models have indicated that production is typically responsible for 60% to 70% of the carbon footprint of mobile devices. The carbon footprint for low to medium-complexity devices, for example a water tank level meter, with few sensors and basic wireless connectivity is estimated to account for 1 kgCO₂eq to 10 kgCO₂eq [5]. In terms of water usage, a typical microcontroller uses 23 L during its life cycle, of which the majority is during production [6].

First question: to IoT or not to IoT? Considering the ecological footprint associated with the production of the devices, a first question to answer when considering an IoT application is whether the indirect ecological benefit outweighs the ‘cradle to gate’ impact. We provide the results of an analysis for a typical smart meter use case in Fig. 3. It compares the introduction of an IoT-based monitoring with yearly manual interventions by car over 15 years, either driving on gasoline or electric, or by an electric bike. The results show that driving a

gasoline car is only ecologically justifiable for distances below 1.4 km, a distance one can argue that could be covered on foot. Up to 4 km an electric car could be an adequate choice, yet is significantly outperformed by the electric bike for distances up to 18 km.¹ For remote smart meters, the ecological penalty of driving any car is getting substantially worse than the impact of the IoT solution. To conclude, IoT-based smart meters will only bring benefits in GWP in densely populated areas if more regular updates or additional features are required, such as detection of water leaks. We note that while the carbon footprint numbers are not high in absolute terms for an individual device, there is a risk that the overall impact will escalate as the deployment of devices reaches large scales, especially when they incorporate larger processing power and memory using smaller semiconductor technology nodes. These smaller technologies imply more complex manufacturing, resulting in a larger carbon footprint [5].

Second question: can a modular IoT node design bring ecological benefits? A ‘fire and forget’ approach is applied in many IoT applications, and the risk of trash left behind is far larger than in, e.g., smartphones, where there are incentives to resell or reuse. It is imperative to incorporate EoL considerations from the initial design stages. We study a more modular IoT architecture as an enabler to reduce the carbon footprint and e-waste. The aim is to make it possible to upgrade, replace, or recycle parts when broken or obsolete. Note, however, that modular design is not guaranteed to be the most sustainable design option, since it inevitably comes with overhead in material consumption. The latter can pay off through a significantly longer use of devices and modules, and/or easier dismantling and recycling.

We assess the environmental impact of IoT node energy provisioning by an electric car, a traditional solar panel, and UAV-based interventions. Considering practical feasibility for automation, next to a wired connection between the battery and the IoT node, a wireless interconnection via inductive wireless power transfer (WPT) is included in the UAV case. We calculated an overhead of ± 700 gCO₂eq for the wireless interconnection, equivalent to a ± 10 km drive with a small electric car. The results, depicted in Table I, indicate that utilizing solar panels is the most environmentally sustainable choice whenever feasible, since little to no servicing has

¹For short distances the motor is not needed, the biker may have a personal calorie surplus to spend.

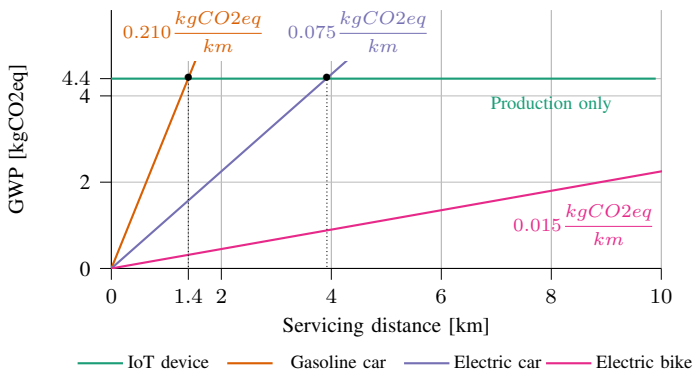


Fig. 3: Low power IoT case. Comparison of the environmental impact of smart meter system with a yearly manual intervention.

to be performed. The electric car is shown to be the least sustainable option. For applications that can not rely on energy harvesting, UAV-based servicing can be a viable alternative. Due to the inefficiency of the WPT and additional hardware needs, the wirelessly connected UAV-based approach has a higher environmental impact.

B. During operation

Batteries are often the limiting factor for operation time of IoT nodes. Therefore, minimizing energy consumption is an effective way to either extend their operational lifespan or reduce the carbon footprint by the ability to use smaller batteries. Since data transmission is a major contributor to the total energy consumption, energy-efficient wireless communication is key to enabling sustainable growth of IoT deployments [1]. Energy-neutral nodes that rely on harvested energy, due to the elimination of batteries, can provide environmental benefits. This reasoning, while having its merit from a specific viewpoint, is based on over-simplifications and highly depends on the energy provisioning technology used. Very efficient perovskite solar cells[7], e.g., have a high potential in both increasing the efficiency closer to the Shockley–Queisser limit and simplifying the manufacturing process compared to traditional crystalline Si-based solar cells. Radio frequency (RF) energy harvesting can deliver only small amounts of energy at relatively short ranges. Careful consideration is crucial. Using mixed-grid energy in Europe without factoring in extra power circuitry, we determined that the wireless power transfer efficiency needs to exceed 0.5% to achieve a lower carbon footprint per delivered watt-hour compared to using non-rechargeable batteries [6].

C. End-of-life

There is little incentive, from a practical or economic perspective, to care about IoT nodes when they are broken or no longer needed. IoT systems are typically optimized for ease of installation and operation, pursuing plug-and-play solutions. In locations where human intervention is cumbersome, devices can be hard to recover. Collecting and recycling precious materials is not a systematic practice. The ‘fire and forget’ credo is too forgetful, resulting in e-waste. Since 2014, the

TABLE I: Intense usage IoT case (500J/day), comparison between servicing methods R: rechargeable, NR: non-rechargeable, fl: flight, *: wireless, ▷: contacts. In [kgCO₂eq], unless noted otherwise. The 1-time GWP for installation is not taken into account.

	E-car	Solar panel	UAV (*)	UAV (▷)
Overhead	0	1/Wp + 0.2	0.7	0
Battery	0.8 (22.5Wh NR)	0.1 (1Wh R)	1 (10Wh R)	0.8 (22.5Wh NR)
Service	0.075/km	0	0.060/h	0.060/h
Lifetime (battery)	1.3 years	15+ years	2.4 months	1.3 years
Service (1km)	0.8625	0	0.75 (10min)	0.115(10min)
Service (5km)	4.3125	0	3.75 (50min)	0.575 (50min)
Total (1km)	10.06	1.3	2.45	9.315
Total (5km)	13.51	1.3	5.45	9.775

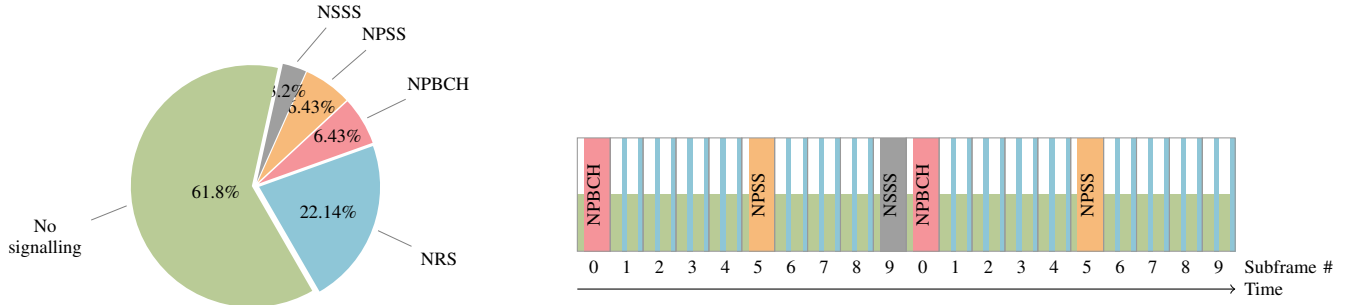
global generation of e-waste has grown by 9.2 million metric tons (Mt) (21%). The fate of over four-fifths (82.6% or 44.3 Mt) of e-waste generated in 2019 is unknown, as is its impact on the environment [8]. A massive deployment of IoT systems bears a risk of many nodes left behind, with potentially toxic components such as the batteries [9]. Even small non-rechargeable batteries, having a limited carbon footprint (Fig. 2), contain a lot of rare and toxic materials.

Biodegradables have been studied for two decades [10, 11], but a performance gap still exists between the state-of-the-art Si-electronics compared to their biodegradable equivalents. A promising field of biodegradable electronics is energy harvesting and sensors. While the efficiency of biodegradable photovoltaic (PV) materials is low compared to mainstream devices, due to the reduced waste and cost, they can compete with mainstream solutions [10]. Biodegradables electronics, e.g., myceliotronics with materials made out of fungus, could be a key enabler for the EoL process, as they could be left in nature. However, even if the biodegradable alternative has a reduced impact during production, the shorter lifespan, and thus the need for more frequent replacements, could ultimately surpass the carbon footprint of a non-biodegradable approach.

To conclude the assessment of the direct ecological impact of IoT nodes, it is clear that their footprint may be many times larger than only their energy consumption during operation: the full life cycle needs to be considered, which urges novel design paradigms and EoL solutions.

III. NETWORK-SIDE DIRECT IMPACT

Wireless connectivity is the magic ingredient that enables IoT applications in many environments. Low-power wide-area network (LPWAN) technologies offer the sought-after combination of low-power and long-range connectivity for applications generating (primarily) sporadic uplink data. LPWAN networks are established either as dedicated infrastructures operating in unlicensed bands, or embedded in existing cellular networks. It is clear that installing new networking equipment has a significant ecological footprint. Also, while much less obvious, the introduction of support for IoT in existing cellular networks comes with a substantial ecological impact, as we demonstrate below.



(a) Share of unoccupied *free* time slots versus the different downlink signals.

(b) Time representation of the frame structure of narrowband IoT (NB-IoT) downlink signalling.

Fig. 4: Illustration of time resources occupied by downlink signals of NB-IoT. Almost 40% of the time is spent in downlink signalling events, prohibiting the base station to go to sleep during these periods. See Section III-B for details regarding the different signals. (This example is for the guard band and stand-alone deployment of NB-IoT.)

A. Network Deployment: Top-Down versus Bottom-Up

Several LPWAN technologies, operating in the unlicensed 868 MHz band, have been proposed. These require dedicated gateway installations, integrating electronics with an ecological impact [12]. While not intended for commercial network deployments, many operators have rolled out networks in these unlicensed bands. Most notably, cellular operators deploy LoRaWAN and Sigfox technologies [1], using conventional top-down approaches, i.e., thorough network planning.

Crowdsourced LPWAN deployments have gained momentum offering an alternative to operator-based networks. The license-free band promotes open access. For example, in remote and/or less prosperous areas where commercial deployments may lag behind, they can lower the entry barrier to set up IoT-enabled applications. This has been successfully demonstrated by initiatives such as The Things Network (TTN), in which tens of thousands of gateways are connected, and, e.g., smart irrigation is supported. An organically growing crowdsourced network may lead to a suboptimal usage of resources as no top-down network planning is performed. To illustrate this, there are, at the moment of writing, 79 097 gateways registered at the TTN. Only 16 340 of these are online and in operation. This entails that 79% of the gateways are offline, despite being produced and registered to the TTN, each having a 7 kgCO₂eq footprint for an average outdoor gateway [13]. Despite this downside of bottom-up deployments, the organically growing crowdsourced networks may lead to ‘just enough’ coverage and infrastructure installation.

B. How low-power technologies yield high-power networks

An important advantage of NB-IoT networks, over non-cellular technologies, is that they can provide quality-of-service guarantees. This may be vital for applications, for example in the e-health domain.

NB-IoT is an LPWAN technology that can in principle be implemented as a software upgrade on existing cellular network infrastructures. This has the clear benefit that no new hardware, with associated ecological impact. However, the assessment of the energy penalty of introducing NB-IoT in 4G networks demonstrates that the integration thereof

directly raises their baseline energy consumption considerably. To lower the overall power consumption of cellular networks, strategies were devised to allow base stations (BSs) to enter a low-power sleep state. First, non-time-critical (downlink) data, generating bursty and sporadic traffic, is buffered rather than spreading it over time. This results in a longer time in which the BS can be in the energy-saving idle mode, i.e., when there are no devices to be served. This is exploited by the sleep strategy, where the power amplifiers are turned off when no data or control signals need to be sent. However, due to NB-IoT signaling, the BSs are prohibited from going into sleep, increasing power consumption by 16.8% in idle mode. This is illustrated in Fig. 4. The BS is occupied almost 40% of the time by signaling to allow the user equipment (UE) — the IoT device — to find, synchronize and connect to the network, i.e., Narrow Band Reference Signal (NRS), Narrowband Physical Broadcast Channel (NPBCH), Narrowband Secondary Synchronization Signal (NSSS) and Narrow Band Primary Synchronization Signal (NPSS).

This penalty can not be neglected, neither in relative nor absolute terms, as ICT networks are estimated to consume 1.15% of the global grid electricity supply today and they have been reported as fast growing.

IV. INDIRECT IMPACT: VEHICLE OR BANDIT?

The IoT could contribute to or detract from the SDGs. We categorize them as profit, planet, and people related, and indicate in Fig. 5 a potential for IoT to be a vehicle towards the SDGs, and where it shows a bandit character, now or in the future. We first discuss the profit theme, continue with SDGs relating to ecological impact (planet), and further come to goals relating to people’s well-being.

A. Profit: Decent work and economic growth, industry, innovation and infrastructure (SDGs 8 and 9).

On the agenda of the 2021 World Economic Forum, IoT was a main topic and mentioned as a part of the Fourth Industrial Revolution. The technology is increasingly adopted in business environments to enable the digital revolution where a need or opportunity for decentralized data-capturing exists. IoT




Fig. 5: Could IoT technology be a vehicle or a bandit towards the SDGs? Bar lengths indicative estimates based on current information and future possibilities.

technology can contribute to operational excellence, tracking of equipment and goods, predictive maintenance and safety. Supply chains can be optimized, inventories can be automated, customer experiences can be improved, etc., thanks to the embedding of connected sensors. Industrial IoT saw a steep increase past the COVID-pandemic, which exposed the need to make supply chains more resilient. In many industries the development of Digital Twins is targeted to fuel innovation and efficiency. Clearly, IoT technology can be a strong vehicle for innovation and improving efficiency, at this moment in particular in Western countries.

B. Planet: Clean water and sanitation, climate action, life below water, life on land, affordable and clean energy, responsible production and consumption (SDGs 6, 7 and 12-15).

Many ‘smart’ innovations are proposed, extending conventional systems with IoT features, with a primary goal to improve user experience, and possibly serve ecological goals. For example, in the context of the transition towards greener energy in combination with the rapidly increasing number of electric cars, NB-IoT-based systems are installed to provide real-time and location-specific data that is essential to link demand to offer. From previous sections it is clear that IoT technology comes with a direct negative impact, and as application-specific assessment ought to demonstrate a net positive environmental balance.

Energy consumption - Smart Lighting case. The smart lighting case demonstrates the importance of a quantitative assessment. This analysis considers two systems: a home system and a specialized solution for street lighting in Wallonia, Belgium. Popular smart lighting systems for home environments, such as Philips Hue, consume energy beyond the energy needed for illumination. Unlike standard bulbs, smart bulbs stay connected and have a sleep power of around 0.4 W, resulting in an additional 3.5 kWh per year. If a dedicated hub is required, an extra 13 kWh per year should

be accounted for [14]. The impact of the production of extra electronics would need to be included for the assessment to be complete. However, due to the long lifespan of 25 000 active hours, this impact may be negligible. The smart system could reduce the on-time per light, yet a typical 10 W LED lamp would need to be off for one extra hour every day to result in a net positive environmental impact. In other situations, smart lighting can bring overall energy savings. Pirson, Golard, and Bol [4] present the analysis of a smart street lighting implementation. The utilization phase accounts for 80 % of the GWP, and with the power of street lights typically between 20 and 250 W, this is an area where significant benefits can be realized by reducing operational time. Furthermore, it has been reported that artificial lighting disturbs wildlife and may hamper humans’ sleep quality. IoT-based solutions switching off lights when safely possible, may therefore be a vehicle for different SDGs.

Broad potential of IoT for ecological benefits. IoT-systems can support environmental monitoring, including the state of climate change, and can contribute to a better understanding of ecological problems. Trees, e.g., have important functions for carbon storage, biodiversity conservation, and people’s well-being. The monitoring of heat and drought stress of trees in cities can serve as indicators of ongoing climate changes and could trigger timely action to bring water where and when needed. IoT-systems could also support forest ecosystem monitoring and management, e.g., to combat the increase of wildfires. Similarly, the observation of water quality (SDG 6) can help early detection and combating of pollution, and better preservation of wildlife (SDG 14).

The right-to-repair movement has succeeded in progressing the legal framework to encourage extended lifetimes of electronics, which is the focus of the *Directive on common rules promoting the repair of goods* in the EU and the *Digital Fair Repair Act* in the state of New York. We identify an opportunity for IoT in the circular economy to manage the EoL phase. The technology could help detect and locate broken devices and

e-waste. We are, e.g., witnessing an accelerated deployment of PV systems. These installations are bulky, not easy to recuperate and risk being left behind, while they contain (small amounts of) hazardous heavy metals. Equipped with IoT nodes for monitoring and localization of faulty panels, one could prepare for the anticipated many millions of tons of waste per year.

C. People: No poverty, zero hunger, good health & well-being, sustainable cities & communities, peace and justice, strong institutions, partnerships for the goals (SDGs 1-3, 11, 16, 17).

No poverty, zero hunger, good health. The goal of developing our world towards zero hunger (SDG 2) could be served by IoT in many ways. Precision farming based on time and space specific sensor data can increase production while reducing the usage of chemicals and water. In industrial food processing, the lack of appropriate control results in a lot of waste and cost ineffectiveness [15]. Pal and Kant [16] showed that IoT can substantially reduce food waste, improve transportation and distribution efficiency, and support the quick removal of contaminated or spoiled products from the fresh food supply chain. An example of IoT in agriculture is its use in strawberry cultivation near Målilla in Sweden [17]. Here, wireless sensors are used to remotely monitor the crop and detect conditions potentially damaging to the plants, such as frost or high temperatures, allowing mitigating measures to be taken. This has resulted in improvements in product quality and staff working conditions. However, these benefits are orthogonal to the sustainability goals, since IoT technology is used to raise the already-high quality of life and productivity in a thriving economy. The positive impact could certainly be greater if a similar system were deployed for a staple crop in an area that has low food security. Then, it could contribute to preventing food shortages as well as improving the livelihoods of the farmers, potentially lifting them out of poverty.

The goal of good health (SDG 3) can benefit from IoT solutions through real-time patient monitoring and remote support, for example for smart inhalers. In wireless body area networks (WBANs), sensors are connected to capture measurements on different parts of the body. Physiotherapists can benefit from multi-sensor measurements, e.g., using inertial measurement units (IMUs) to study the long-term evolution of symptoms, instead of sporadically using expensive equipment.

Sustainable cities (SDG 11). Cities contribute to 70 % of global carbon emissions, 80 % of energy consumption and has a settlement for more than 60 % of the global population by 2030. Even if cities are at the center of a discussion between scientists and urban planners as a major cause of environmental crises, the focus is mostly on solving the consequences of these crises instead of preventing them. Cities' transformation should consider new relationships with nature and provide transparent information to citizens about data capturing. IoT technology can serve cities, from improving efficiency to monitoring critical situations such as floods or heatwaves. However, many IoT systems have questionable value for achieving these challenges, as a lot of data is captured by big tech companies with commercial motives. Technology

deployment needs to be reoriented to contribute to the SDGs. Moreover, city planners and designers should investigate the impact of the appearance of ICT technology: should we hide visually disturbing electronics, or create aesthetically attractive designs in dialogue with citizens to stimulate empathy for technology?

Equal opportunities: decrease inequalities, gender gap, and education for all (SDGs 4, 5 and 10). IoT-based digitization of services could decrease inequalities, for example e-health applications could lower cost of medical care. In practice, however, it so far is mostly a vehicle for the rich and educated, and digital literacy has become a source of inequality. As an example, regions in Africa where resources are extremely scarce could benefit greatly from 'smart farming'. Currently, they to a large extent lack both the expertise and the investment capabilities to adopt this technology. The digital divide also has a gender dimension. Data [18], and in particular the interpretation thereof, is not neutral, and biases may be reinforced. It has been advocated that 'the age of data' opens an opportunity to change and break traditional inequalities.

Human rights: Peace and justice, strong institutions, partnerships for the goals (SDGs 1, 16, and 17). Knowledge itself is power. Monitoring and other data generated by IoT technologies can be used and misused by authorities and individuals. For example, the fact that large sets of internet-connected PV installations could be simultaneously switched off remotely by other entities than the owners, creates a threat to a critical resource. Digital technologies in cities and home appliances are often invisible to citizens and users or they create visual pollution. They can increase comfort and safety, yet also raise a distrust and fear of being monitored. There is a lack of transparency: who owns the data? IoT-technology deployment should get support from strong institutions to ensure human rights are respected, while vice versa they could also benefit from access to clear and unbiased data.

V. CONCLUSIONS AND SUGGESTIONS

(Io)Things are not always what they seem. The introduction of IoT technology has been presented as a vehicle towards the SDGs. However, we showed that its bandit trait is more sure when the ecological and people dimension are considered. The introduction of NB-IoT in radio networks induces a significant energy penalty. IoT devices come with a carbon footprint that will grow with a massive deployment, and the production of the electronics consumes (rare) materials and clean water. The need for specific quantitative studies to assess the net energetic impact was illustrated. We observe that for many applications, the jury is still out on whether the overall net effect of IoT deployment will be positive.

Based on these insights, we suggest R&D directions for IoT on the road towards the SDGs on wireless technologies, hardware design, and applications.

Efficient IoT support in future networks. Promising technologies include crowdsourced networks, where operators can coordinate organically constructed user-centric wireless networks. Cell-free (CF) networking principles bear an interesting potential for selective activation of network segments

based on IoT requirements and their location. The support for critical IoT services hinders energy savings in the network. There is a need to explore strategies that decouple network functions and signals.

Towards circular IoT nodes. New design paradigms should prepare IoT devices for repair, reuse, and recycle. These can include adopting a modular approach, strategies to extend the nodes' lifetime, and the usage of biodegradable technologies.

Backcasting approach for IoT systems. We endorse the recommendations, to perform a quantitative assessment of the environmental impact of IoT technology in each use case, 'to define a vision of a desirable future and then work backward from the end-point vision to the present' [4] [19]. IoT can be a game changer to address sustainability problems. The unexplored frontiers of multidisciplinary collaborations and creative designs can prosper to power the vehicle of sustainable IoT technology, and minimize its inevitable banditry.

ACKNOWLEDGEMENTS

The authors are thankful to many contributors, in particular Pål Frenger, Jarne Van Mulders, Sofya Ignatenko, David Bol, Stien Dethier, and Dimitri Coppens. This research was supported by the REINDEER project funded by the European Union's Horizon 2020 research and innovation programme under grant agreement No. 101013425 and the FWO sabbatical program grant K801323N.

Jona Cappelle (IEEE Member, jona.cappelle@kuleuven.be) earned his M.Sc. in Engineering Technology from KU Leuven, Belgium in 2020. Currently, he is a PhD researcher at the DRAMCO research group. He is working on architectural concepts and design for circular IoT. His main interests are low-power embedded systems, wireless communications, and sustainable IoT.

Liesbet Van der Perre (IEEE senior member, liesbet.vanderperre@kuleuven.be) received the M.Sc. and Ph.D. in electrical engineering from KU Leuven, Belgium, in 1992 and 1997. She was with the research institute imec from 1997 till 2015. Since 2016, she is a professor at KU Leuven and a guest professor at ULund, Sweden, focusing on sustainable IoT and wireless systems.

Emma Fitzgerald (IEEE Member, emma.fitzgerald@eit.lth.se) received the B.Sc., B.E., and Ph.D. degrees from The University of Sydney, Australia, in 2008 and 2013. She was Associate Professor with the EIT Department at ULund, Sweden, and a Researcher with the Warsaw University of Technology, Poland. She focuses on network performance analysis, IoT, and beyond 5G. Currently, she works as a software engineer at Atlassian.

Simon Ravvys (IEEE Member, simon.ravvys@kuleuven.be) received the M.Sc. degree in energy and electrical and electrical power engineering from KU Leuven and UGent, Belgium, in 2014 and 2016. He received his Ph.D. from KU Leuven. He is currently a postdoc at ELECTA, KU Leuven. His research interests include integrated photovoltaics modules, power electronics and low-voltage DC power distribution networks.

Weronika Gajda (weronika.gajda@kuleuven.be) is an interdisciplinary PhD researcher at DRAMCO, ESAT and faculty of architecture, KU Leuven, Belgium. Her research focuses on how media ecologies are reshaping both the architectural practice and collective experiences within public spaces.

Valentijn De Smedt (IEEE Member, valentijn.desmedt@kuleuven.be) received the M.Sc. and the Ph.D. degree in electrical engineering from KU Leuven, Belgium, in 2007 and 2014 respectively. He has since worked at MICAS and MinDCet and is now a professor at the ADVISE research group, at ESAT, KU Leuven, Belgium, working on radiation-tolerant control systems for power and sensing applications.

Bert Cox (IEEE Member, bert.cox@kuleuven.be) earned his M.Sc. and Ph.D. in Engineering Technology from KU Leuven, Belgium, in 2015 and 2022. Currently, he is a postdoc in the research group DRAMCO. His ongoing efforts are in the field of acoustic signalling, low-power design and embedded communication.

Gilles Callebaut (IEEE Member, gilles.callebaut@kuleuven.be) earned his M.Sc. and Ph.D. in Engineering Technology from KU Leuven, Belgium, in 2016 and 2021. His doctoral research focused on single and multi-antenna technologies to reduce energy consumption in IoT devices. Currently, he is a postdoc in the research group DRAMCO. He advocates for sustainable, low-power communication systems and promotes scalable, low-carbon technologies in IoT and 6G.

REFERENCES

- [1] G. Callebaut *et al.*, "The Art of Designing Remote IoT Devices—Technologies and Strategies for a Long Battery Life," *Sensors*, vol. 21, no. 3, p. 913, Jan. 2021, ISSN: 1424-8220. DOI: 10.3390/s21030913.
- [2] A. Salam, "Internet of Things for Sustainable Forestry," in *Internet of Things for Sustainable Community Development: Wireless Communications, Sensing, and Systems*. Cham: Springer International Publishing, 2020, pp. 147–181, ISBN: 978-3-030-35291-2. DOI: 10.1007/978-3-030-35291-2_5.
- [3] "Sustainable Development Report." (2021), [Online]. Available: <https://dashboards.sdindex.org/profiles> (visited on 02/08/2022).
- [4] T. Pirson, L. Golard, and D. Bol, "Evaluating the (ir)relevance of IoT solutions with respect to environmental limits based on LCA and backcasting studies," in *Ninth Computing within Limits 2023, LIMITS*, Jun. 2023.
- [5] T. Pirson and D. Bol, "Assessing the embodied carbon footprint of IoT edge devices with a bottom-up life-cycle approach," *Journal of Cleaner Production*, vol. 322, p. 128966, 2021, ISSN: 0959-6526. DOI: <https://doi.org/10.1016/j.jclepro.2021.128966>.
- [6] "Product Sustainability (GaBi) Data Search Sphere." (2023), [Online]. Available: <https://sphaera.com/product-sustainability-gabi-data-search/> (visited on 11/24/2023).
- [7] J. Y. Kim *et al.*, "High-Efficiency Perovskite Solar Cells," *Chemical Reviews*, vol. 120, no. 15, pp. 7867–7918, 2020. DOI: 10.1021/acs.chemrev.0c00107. eprint: <https://doi.org/10.1021/acs.chemrev.0c00107>. [Online]. Available: <https://doi.org/10.1021/acs.chemrev.0c00107>.
- [8] International Telecommunication Union. "Creating a circular economy for ICT equipment." (2023), [Online]. Available: <https://www.itu.int/en/mediacentre/backgrounders/Pages/e-waste.aspx> (visited on 11/24/2023).
- [9] W. Mroziak *et al.*, "Environmental impacts, pollution sources and pathways of spent lithium-ion batteries," *Energy Environ. Sci.*, vol. 14, pp. 6099–6121, 12 2021. DOI: 10.1039/D1EE00691F.
- [10] W. Li *et al.*, "Biodegradable Materials and Green Processing for Green Electronics," *Advanced Materials*, vol. 32, no. 33, p. 2001591, 2020. DOI: 10.1002/adma.202001591.
- [11] D. Danninger *et al.*, "Myceliotronics: Fungal mycelium skin for sustainable electronics," *Science Advances*, vol. 8, no. 45, eadd7118, 2022. DOI: 10.1126/sciadv.add7118.
- [12] T. Pirson *et al.*, "The Environmental Footprint of IC Production: Review, Analysis, and Lessons From Historical Trends," *IEEE Transactions on Semiconductor Manufacturing*, vol. 36, no. 1, pp. 56–67, 2023. DOI: 10.1109/TSM.2022.3228311.
- [13] Y. L. Chiew and B. Brunklaus, *Life cycle assessment of Internet of Things solution in Södertälje municipality - A smart waste collection system*, 2021.
- [14] E. E. Dikel *et al.*, "Evaluating the standby power consumption of smart LED bulbs," *Energy and Buildings*, vol. 186, pp. 71–79, 2019, ISSN: 0378-7788. DOI: <https://doi.org/10.1016/j.enbuild.2019.01.019>.
- [15] S. K. Panda *et al.*, "IoT Retrofitting Approach for the Food Industry," in *2019 24th IEEE International Conference on Emerging Technologies and Factory Automation (ETFA)*, 2019, pp. 1639–1642. DOI: 10.1109/ETFA.2019.8869093.
- [16] A. Pal and K. Kant, "IoT-Based Sensing and Communications Infrastructure for the Fresh Food Supply Chain," *Computer*, vol. 51, no. 2, pp. 76–80, 2018. DOI: 10.1109/MC.2018.1451665.
- [17] Sensefarm AB. "Customer case: Strawberry farmer increasing quality." (2023), [Online]. Available: https://sensefarm.com/wp-content/uploads/2018/09/Sensefarm_strawberry_Axelssons.pdf (visited on 11/24/2023).
- [18] C. D'Ignazio, *Data Feminism*, L. F. Klein, Ed. Cambridge, Massachusetts: The MIT Press, 2020.
- [19] A. Rasoldier *et al.*, "How realistic are claims about the benefits of using digital technologies for GHG emissions mitigation?" In *Eighth Workshop on Computing within Limits 2022, LIMITS*, Jun. 2022.