

---

# Injecting Hamiltonian Architectural Bias into Deep Graph Networks for Long-Range Propagation

---

Simon Heilig<sup>1\*</sup>, Alessio Gravina<sup>2\*</sup>, Alessandro Trenta<sup>2</sup>, Claudio Gallicchio<sup>2</sup>, Davide Bacciu<sup>2</sup>

<sup>1</sup>FAU Erlangen-Nürnberg, M.Sc. Data Science

<sup>2</sup>University of Pisa, Department of Computer Science

## Abstract

The dynamics of information diffusion within graphs is a critical open issue that heavily influences graph representation learning, especially when considering long-range propagation. This calls for principled approaches that control and regulate the degree of propagation and dissipation of information throughout the neural flow. Motivated by this, we introduce *(port-)Hamiltonian Deep Graph Networks*, a novel framework that models neural information flow in graphs by building on the laws of conservation of Hamiltonian dynamical systems. We reconcile under a single theoretical and practical framework both non-dissipative long-range propagation and non-conservative behaviors, introducing tools from mechanical systems to gauge the equilibrium between the two components. Our approach can be applied to general message-passing architectures, and it provides theoretical guarantees on information conservation in time. Empirical results prove the effectiveness of our port-Hamiltonian scheme in pushing simple graph convolutional architectures to state-of-the-art performance in long-range benchmarks.

## 1 Introduction

The conjoining of dynamical systems and deep learning has become a topic of great interest in recent years. In particular, neural differential equations (neural DEs) demonstrate that neural networks and differential equations are two sides of the same coin [Haber and Ruthotto, 2017, Chen et al., 2018, Chang et al., 2019]. This connection has been pushed to the domain of graph learning [Bacciu et al., 2020, Wu et al., 2020], forging the field of differential-equations inspired Deep Graph Networks (DE-DGNs) [Poli et al., 2019, Chamberlain et al., 2021a, Gravina et al., 2023, Han et al., 2024].

In this paper, we are interested in designing the information flow within a graph as a solution of a (port-)Hamiltonian system [Van der Schaft, 2017], which is a general formalism for physical systems that allows for both conservative and non-conservative dynamics, with the aim of allowing flexible long-range propagation in DGNs. Indeed, long-range propagation is an ongoing challenge that limits the power of the Message-Passing Neural Network (MPNNs) family [Gilmer et al., 2017], as their capacity to transmit information between nodes exponentially decreases as the distance increases [Alon and Yahav, 2021, Di Giovanni et al., 2023]. This prevents DGNs from effectively solving real-world tasks, e.g., predicting anti-bacterial properties of peptide molecules [Dwivedi et al., 2022]. While recent literature proposes various approaches to mitigate this issue, such as graph rewiring [Gasteiger et al., 2019, Topping et al., 2022, Gutteridge et al., 2023] and graph transformers [Shi et al., 2021, Dwivedi and Bresson, 2021, Wu et al., 2023], here we aim to address this problem providing a theoretically grounded framework through the prism of Hamiltonian-inspired DE-DGNs. Therefore, we propose *(port-)Hamiltonian Deep Graph Network* (PH-DGN) a new message-passing

---

\*Equal Contribution.

scheme inspired by (port-)Hamiltonian dynamics. By design, our method introduces the flexibility to balance non-dissipative long-range propagation and non-conservative behaviors as required by the specific task at hand. Therefore, when using purely Hamiltonian dynamics, our method allows the preservation and propagation of long-range information by obeying the conservation laws. In contrast, when our method is used to its full extent, internal damping and additional forces can deviate from this purely conservative behavior, potentially increasing effectiveness in the downstream task. Leveraging the connection with Hamiltonian systems, we provide theoretical guarantees that information is conserved over time. Lastly, the general formulation of our approach can seamlessly incorporate any neighborhood aggregation function (i.e., DGN), thereby endowing these methods with the distinctive properties of our PH-DGN.

Our main contributions can be summarized as follows: (i) We introduce PH-DGN, a novel general DE-DGN inspired by (port-)Hamiltonian dynamics, which enables the balance and integration of non-dissipative long-range propagation and non-conservative behavior while seamlessly incorporating the most suitable aggregation function; (ii) We theoretically prove that, when pure Hamiltonian dynamic is employed, both the continuous and discretized versions of our framework allow for long-range propagation in the message passing flow, since node states retain their past; (iii) We introduce tools inspired by mechanical systems that deviate the Hamiltonian dynamic from its conservative behavior, thus facilitating a clear interpretation from the physics perspective; and (iv) We conduct extensive experiments to demonstrate the benefits of our method and the ability to stack thousands of layers. Our PH-DGN outperforms existing state-of-the-art methods on both synthetic and real-world tasks.

## 2 (Port-)Hamiltonian Deep Graph Network

We consider the problem of learning node embeddings for a graph  $\mathcal{G} = (\mathcal{V}, \mathcal{E})$ , where  $\mathcal{V}$  is a set of  $n$  entities (the nodes) interacting through relations (i.e., edges) in  $\mathcal{E} \subseteq \mathcal{V} \times \mathcal{V}$ . Each node  $u \in \mathcal{V}$  is associated to state  $\mathbf{x}_u(t) \in \mathbb{R}^d$ , that is the representation of the node at time  $t$ . The term  $\mathbf{X}(t) \in \mathbb{R}^{n \times d}$  is the matrix of all node states' in graph  $\mathcal{G}$ .

We introduce a new DE-DGN framework that designs the information flow within a graph as the solution of a (port-)Hamiltonian system [Van der Schaft, 2017]. Hamiltonian mechanics is a formalism for physical systems based on the Hamiltonian function  $H(\mathbf{p}, \mathbf{q}, t)$ , which represents the generalized energy of the system with position  $\mathbf{q}$  and momentum  $\mathbf{p}$ . A classic example of a Hamiltonian system is that of a simple mass-spring pendulum, with mass  $m$  attached to a spring with constant  $k$  having position  $q = x$  and momentum  $p = m\dot{x}$ . The Hamiltonian of the system is the total energy  $H = K + P$  where  $K$  is the kinetic component  $K = \frac{p^2}{2m} = \frac{1}{2}m\dot{x}^2$  and  $P$  the spring potential one  $P = \frac{1}{2}kx^2$ . Hamilton's equations are then defined as:

$$\dot{p} = -\frac{\partial H}{\partial q} = -kx, \quad \dot{q} = \frac{\partial H}{\partial p} = \frac{p}{m}, \quad (1)$$

from which we recover the well-known mass-spring pendulum equation  $m\ddot{x} = -kx$ . The Hamiltonian formalism allows for an easy description of the dynamics of a system based on its energy and provides theoretical results that will allow us to guarantee relevant properties on our system, such as energy preservation. It is widely used both in classical mechanics Arnold et al. [2013] as well as in quantum mechanics Griffiths and Schroeter [2018] due to its generality. Port-Hamiltonian systems let us introduce non-conservative phenomena in the system, such as internal dampening  $D(q)p$  and external forcing  $F(q, t)$ , acting on the momentum equation as  $\dot{p} = -\frac{\partial H}{\partial q} - D(q)p + F(q, t)$ .

Here, we show how the Hamiltonian formulation provides the backing to preserve and propagate long-range information between nodes, in adherence to the laws of conservation. The casting of the system in the more general port-Hamiltonian setting, then, introduces the possibility of trading non-dissipation with non-conservative behaviors when needed by the task at hand. Our approach is general, as it can be applied to any message-passing DGN, and frames in a theoretically sound way the integration of non-dissipative propagation and non-conservative behaviors. In the following, we refer to a *Hamiltonian Deep Graph Network* (H-DGN) when the framework is instantiated to a purely conservative DGN, and *port-Hamiltonian Deep Graph Network* (PH-DGN) otherwise. Figure 1 shows our high-level architecture hinting at how the initial state of the system is propagated up to the terminal time  $T$ . While the state evolves preserving energy, internal dampening and additional forces can intervene to alter its conservative trajectory.

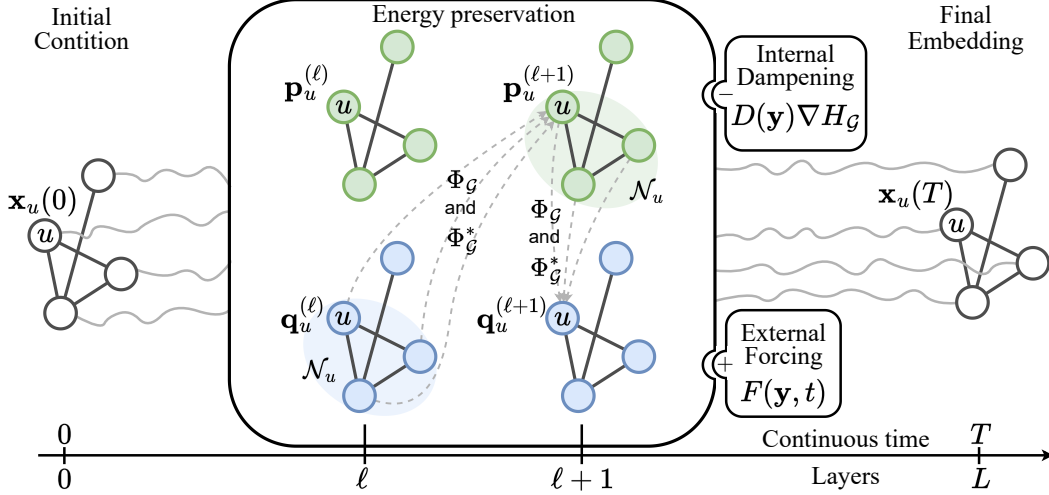


Figure 1: A high-level overview of the proposed (port-)Hamiltonian Deep Graph Network. It summarizes how the initial node state  $\mathbf{x}_u(0)$  is propagated by means of energy preservation up until the terminal time  $T$  (i.e., layer  $L$ ),  $\mathbf{x}_u(T)$ . While the global system’s state  $\mathbf{y}$  evolves preserving energy, external forces (i.e., dampening  $D(\mathbf{y})$  and external control  $F(\mathbf{y}, t)$ ) can intervene to alter its conservative trajectory. The gray trajectories between the initial and final states represent the continuous evolution of the system. The discrete message passing step from layer  $\ell$  to  $\ell + 1$ , which is shown in middle of the figure, is given by the coupling of coordinates  $\mathbf{q}$  and momenta  $\mathbf{p}$  in terms of neighborhood aggregation  $\Phi_G$  and influence to adjacent neighbors  $\Phi_G^*$ . Self-influence on both  $\mathbf{q}$  and  $\mathbf{p}$  from the previous step  $\ell$  are omitted for simplicity.

In the following, we first derive our method from a purely Hamiltonian system and prove its conservative behavior theoretically. We then complete our method by incorporating non-conservative behaviors through port-Hamiltonian dynamics.

**Hamiltonian-inspired message passing.** To inject the Hamiltonian dynamics into a DE-DGN, we start by considering the graph Hamiltonian system described by the following ODE

$$\frac{d\mathbf{y}(t)}{dt} = \mathcal{J}\nabla H_G(\mathbf{y}(t)), \quad (2)$$

for time  $t \in [0, T]$  and subject to an initial condition  $\mathbf{y}(0) = \mathbf{y}^0$ . The term  $\mathbf{y}(t) \in \mathbb{R}^{nd}$  is the vectorized view of  $\mathbf{X}(t)$  that represents the global state of the graph at time  $t$ , with an even dimension  $d$ , following the notation of Hamiltonian systems [Hairer et al., 2006].  $H_G : \mathbb{R}^{nd} \rightarrow \mathbb{R}$  is a neural-parameterized Hamiltonian function capturing the energy of the system. The skew-symmetric matrix  $\mathcal{J} = \begin{pmatrix} \mathbf{0} & -\mathbf{I}_{nd/2} \\ \mathbf{I}_{nd/2} & \mathbf{0} \end{pmatrix}$ , with  $\mathbf{I}_{nd/2}$  being the identity matrix of dimension  $nd/2$ , reflects a rotation of the gradient  $\nabla H_G$  and couples the position and momentum of the system.

Since we are dealing with a Hamiltonian system, the global state  $\mathbf{y}(t)$  is composed by two components which are the momenta,  $\mathbf{p}(t) = (\mathbf{p}_1(t), \dots, \mathbf{p}_n(t))$ , and the position,  $\mathbf{q}(t) = (\mathbf{q}_1(t), \dots, \mathbf{q}_n(t))$ , of the system, thus  $\mathbf{y}(t) = (\mathbf{p}(t), \mathbf{q}(t))$ . Therefore, from the node (local) perspective, each node state is expressed as  $\mathbf{x}_u(t) = (\mathbf{p}_u(t), \mathbf{q}_u(t))$ .

Under this local node-wise perspective, Eq. (2) can be equivalently written as

$$\frac{d\mathbf{x}_u(t)}{dt} = \begin{pmatrix} \dot{\mathbf{p}}_u(t) \\ \dot{\mathbf{q}}_u(t) \end{pmatrix} = \begin{pmatrix} -\nabla_{\mathbf{q}_u} H_G(\mathbf{p}(t), \mathbf{q}(t)) \\ \nabla_{\mathbf{p}_u} H_G(\mathbf{p}(t), \mathbf{q}(t)) \end{pmatrix}, \quad \forall u \in \mathcal{V}. \quad (3)$$

With the aim of designing a Hamiltonian system based on message passing, we instantiate the Hamiltonian function  $H_G$  as

$$H_G(\mathbf{y}(t)) = \sum_{u \in \mathcal{V}} \tilde{\sigma}(\mathbf{W}\mathbf{x}_u(t) + \Phi_G(\{\mathbf{x}_v(t)\}_{v \in \mathcal{N}_u}) + \mathbf{b})^\top \mathbf{1}_d, \quad (4)$$

where  $\tilde{\sigma}(\cdot)$  is the anti-derivative of a monotonically non-decreasing activation function  $\sigma$ ,  $\mathcal{N}_u$  is the neighborhood of node  $u$ , and  $\Phi_{\mathcal{G}}$  is a neighborhood aggregation permutation-invariant function. Terms  $\mathbf{W} \in \mathbb{R}^{d \times d}$  and  $\mathbf{b} \in \mathbb{R}^d$  are the weight matrix and the bias vector, respectively, containing the trainable parameters of the system;  $\mathbf{1}_d$  denotes a vector of ones of length  $d$ .

By computing the gradient  $\nabla_{\mathbf{x}_u} H_{\mathcal{G}}(\mathbf{y}(t))$  we obtain an explicit version of Eq. (3), which can be rewritten from the node-wise perspective of the information flow as the sum of the self-node evolution influence and its neighbor’s evolution influence (referred to as  $\Phi_{\mathcal{G}}^*$ ). More formally, for each node  $u \in \mathcal{V}$

$$\frac{d\mathbf{x}_u(t)}{dt} = \mathcal{J}_u \left[ \mathbf{W}^\top \sigma(\mathbf{W}\mathbf{x}_u(t) + \Phi_{\mathcal{G}}(\{\mathbf{x}_v(t)\}_{v \in \mathcal{N}_u}) + \mathbf{b}) + \underbrace{\sum_{v \in \mathcal{N}_u \cup \{u\}} \left( \frac{\partial \Phi_{\mathcal{G}}(\{\mathbf{x}_v(t)\}_{v \in \mathcal{N}_u})}{\partial \mathbf{x}_u(t)} \right)^\top \sigma(\mathbf{W}\mathbf{x}_u(t) + \Phi_{\mathcal{G}}(\{\mathbf{x}_v(t)\}_{v \in \mathcal{N}_u}) + \mathbf{b})}_{\Phi_{\mathcal{G}}^*} \right]. \quad (5)$$

Here,  $\mathcal{J}_u$  has the same structure as  $\mathcal{J}$ , but the identity blocks have dimension  $d/2$  as it is applied to the single node  $u$ . We refer to the system in Eq. (5) as *Hamiltonian Deep Graph Network* (H-DGN) as it adheres solely to conservation laws.

Now, given an initial condition  $\mathbf{x}_u(0)$  for a node  $u$ , and the other nodes in the graph, the ODE defined in Eq. (5) (i.e., H-DGN) is a continuous information processing system over a graph governed by conservation laws that computes the final node representation  $\mathbf{x}_u(T)$ . This is visually summarized in Figure 1 when dampening and external forcing are excluded.

Moreover, we observe that the general formulation of the neighborhood aggregation function  $\Phi_{\mathcal{G}}(\{\mathbf{x}_v(t)\}_{v \in \mathcal{N}_u})$  allows implementing any function that aggregates nodes (and edges) information. Therefore,  $\Phi_{\mathcal{G}}(\{\mathbf{x}_v(t)\}_{v \in \mathcal{N}_u})$  allows enhancing a standard DGNs with our Hamiltonian conservation. As a demonstration of this, in Section 3, we experiment with two neighborhood aggregation functions, which are the classical GCN aggregation [Kipf and Welling, 2017] and

$$\Phi_{\mathcal{G}}(\{\mathbf{x}_v(t)\}_{v \in \mathcal{N}_u}) = \sum_{v \in \mathcal{N}_u} \mathbf{V}\mathbf{x}_v(t). \quad (6)$$

Further details about H-DGN discretization are in Appendix A.3.

**H-DGN allows long-range propagation.** We show that our H-DGN in Eq. (5) adheres to the laws of conservation, allowing long-range propagation in the message-passing flow.

As discussed in [Haber and Ruthotto, 2017, Gravina et al., 2023], non-dissipative (i.e., long-range) propagation is directly linked to the sensitivity of the solution of the ODE to its initial condition, thus to the stability of the system. Such sensitivity is controlled by the Jacobian’s eigenvalues of Eq. (5). Under the assumption that the Jacobian varies sufficiently slow over time and its eigenvalues are purely imaginary, then the initial condition is effectively propagated into the final node representation, making the system both stable and non-dissipative, thus allowing for long-range propagation.

**Theorem 2.1.** *The Jacobian matrix of the system defined by the ODE in Eq. (5) possesses eigenvalues purely on the imaginary axis, i.e.,*

$$\operatorname{Re} \left( \lambda_i \left( \frac{\partial}{\partial \mathbf{x}_u} \mathcal{J}_u \nabla_{\mathbf{x}_u} H_{\mathcal{G}}(\mathbf{y}(t)) \right) \right) = 0, \quad \forall i,$$

where  $\lambda_i$  represents the  $i$ -th eigenvalue of the Jacobian.

We report the proof in Appendix B.1. Then, we take a further step and strengthen such result by proving that the nonlinear vector field defined by H-DGN is divergence-free, thus preserving information within the graph during the propagation process and helping to maintain informative node representations. In other words, the H-DGN’s dynamics possess a non-dissipative behavior independently of both the assumption regarding the slow variation of the Jacobian and the position of the Jacobian eigenvalues on the complex plane.

**Theorem 2.2.** *The autonomous Hamiltonian  $H_G$  of the system in Eq. (5) with learnable weights shared across time stays constant at the energy level specified by the initial value  $H_G(\mathbf{y}(0))$ , i.e.,*

$$\frac{dH_G}{dt} = 0. \quad (7)$$

*H-DGN also possesses a divergence-free nonlinear vector field*

$$\nabla \cdot \mathcal{J}_u \nabla_{\mathbf{x}_u} H_G(\mathbf{y}(t)) = 0, \quad t \in [0, T]. \quad (8)$$

See proof in Appendix B.2. This allows us to interpret the system dynamics as purely rotational, without energy loss, and demonstrates that H-DGN is governed by conservation laws.

We now provide a sensitivity analysis, following Chang et al. [2019], Gravina et al. [2023], Galimberti et al. [2023], to prove that H-DGN effectively allows for long-range information propagation. Specifically, we measure the sensitivity of a node state after an arbitrary time  $T$  of the information propagation with respect to its previous state,  $\|\partial \mathbf{x}_u(T) / \partial \mathbf{x}_u(T-t)\|$ . In other words, we compute the backward sensitivity matrix (BSM). We now provide a theoretical bound of our H-DGN, with its proof in Appendix B.3.

**Theorem 2.3.** *Considering the continuous system defined by Eq. (5), the backward sensitivity matrix (BSM) is bounded from below:*

$$\left\| \frac{\partial \mathbf{x}_u(T)}{\partial \mathbf{x}_u(T-t)} \right\| \geq 1, \quad \forall t \in [0, T].$$

The result of Theorem 2.3 indicates that the gradients in the backward pass do not vanish, enabling the effective propagation of previous node states through successive transformations to the final nodes’ representations. Therefore, H-DGN has a conservative message passing, where the final representation of each node retains its complete past. We observe that Theorem 2.3 holds even during discretization when the Symplectic Euler method is employed (see Appendix A.3).

To give the full picture of the time dynamics of the gradients, we present a similar analysis and provide an upper bound of the BSM in Theorem A.1.

**Introducing dissipative components.** A purely conservative Hamiltonian inductive bias forces the node states to follow trajectories that maintain constant energy, potentially limiting the effectiveness of the DGN on downstream tasks by restricting the system’s ability to model all complex nonlinear dynamics. To this end, we complete the formalization of our port-Hamiltonian framework by introducing tools from mechanical systems, such as friction and external control, to learn how much the dynamic should deviate from this purely conservative behavior. Therefore, we extend the dynamics in Eq. (5) to a *port*-Hamiltonian by including two new terms  $D(\mathbf{q}) \in \mathbb{R}^{d/2 \times d/2}$  and  $F(\mathbf{q}, t) \in \mathbb{R}^{d/2}$ , i.e.,

$$\frac{d\mathbf{x}_u(t)}{dt} = \left[ \mathcal{J}_u - \begin{pmatrix} D(\mathbf{q}(t)) & \mathbf{0} \\ \mathbf{0} & \mathbf{0} \end{pmatrix} \right] \nabla_{\mathbf{x}_u} H_G(\mathbf{y}(t)) + \begin{pmatrix} F(\mathbf{q}(t), t) \\ \mathbf{0} \end{pmatrix}, \quad \forall u \in \mathcal{V}. \quad (9)$$

Depending on the definition of  $D(\mathbf{q}(t))$  we can implement different forces. Specifically, if  $D(\mathbf{q}(t))$  is positive semi-definite then it implements internal dampening, while a negative semi-definite implementation leads to internal acceleration. A mixture of dampening and acceleration is obtained otherwise. In the case of dampening, the energy is decreased along the flow of the system [Van der Schaft, 2017]. To further enhance the modeling capabilities, we integrate the learnable state- and time-dependent external force  $F(\mathbf{q}(t), t)$ , which further drives node representation trajectories. Figure 1 visually summarizes how such tools can be plugged in our framework during node update.

Although  $D(\mathbf{q}(t))$  and  $F(\mathbf{q}(t), t)$  can be implemented as static (fixed) functions, in our experiments in Section 3 we employ neural networks to learn such terms. We provide additional details on the specific architectures in Appendix A.2. In the following, we refer to a DGN following Eq. (9) as *port-Hamiltonian Deep Graph Network* (PH-DGN) to distinguish it from the purely conservative H-DGN in Eq. (5). We provide further details about the discretization of PH-DGN in Appendix A.3.

### 3 Experiments

We empirically verify both theoretical claims and practical benefits of our framework on popular graph benchmarks for long-range propagation. First (Section 3.1), we conduct a controlled synthetic test

showing non-vanishing gradients even when thousands of layers are used. Afterward (Section 3.2), we run a graph transfer task inspired by Di Giovanni et al. [2023] to assess the efficacy in preserving long-range information between nodes. Then, we assess our framework in popular benchmark tasks requiring the exchange of messages at large distances over the graph, including graph property prediction (Section 3.3) and the long-range graph benchmark [Dwivedi et al., 2022] (Section 3.4). We compare our performance to state-of-the-art methods, such as MPNN-based models, DE-DGNs (which represent a direct competitor to our method), higher-order DGNs, and graph transformers. Additional details on literature methods are in Appendix C.1. We investigate two neighborhood aggregation functions for our H-DGN and PH-DGN, which are the classical GCN aggregation and that proposed in Eq. (6). Our models are implemented in PyTorch [Paszke et al., 2017] and PyTorch-Geometric [Fey and Lenssen, 2019]. We release openly the code implementing our methodology and reproducing our empirical analysis upon acceptance. Our experimental results were obtained using NVIDIA A100 GPUs and Intel Xeon Gold 5120 CPUs.

### 3.1 Numerical Simulations

**Setup.** We empirically verify that our theoretical considerations on H-DGN hold true by an experiment requiring to propagate information within a Carbon-60 molecule graph without training on any specific task, i.e., we perform no gradient update step. While doing so, we measure the energy level captured in  $H_G(\mathbf{y}(\ell\epsilon))$  in the forward pass and the sensitivity,  $\|\partial\mathbf{x}_u^{(L)}/\partial\mathbf{x}_u^{(\ell)}\|$ , from each intermediate layer  $\ell = 1, \dots, L$  in the backward pass. We consider the 2-d position of the atom in the molecule as the input node features, fixed terminal propagation time  $T = 10$  with various integration step sizes  $\epsilon \in \{0.1, 0.01, 0.001\}$  and  $T = 300$  with  $\epsilon = 0.3$ . Note that the corresponding number of layers is computed as  $L = T/\epsilon$ , i.e., we use tens to thousands of layers. For the ease of the simulation, we use tanh-nonlinearity, fixed learnable weights that are randomly initialized, and the aggregation function in Eq. (6).

**Results.** In Figure 2a, we show the energy difference  $H_G(\mathbf{y}(\ell\epsilon)) - H_G(\mathbf{y}(0))$  for different step sizes. For a fixed time  $T$ , a smaller step size  $\epsilon$  is related to a higher number of stacked layers. We note that the energy difference oscillates around zero, and the smaller the step size the more accurately the energy is preserved. This supports our intuition of H-DGN being a discretization of a divergence-free continuous Hamiltonian dynamic, that allows for non-dissipative forward propagation, as stated in Theorem 2.1 and Theorem 2.2. Even for larger step sizes, energy is neither gained nor lost.

Regarding the backward pass, Figures 2b, 2c assert that the lower bound  $\|\partial\mathbf{x}(L)/\partial\mathbf{x}(\ell)\| \geq 1$  stated in Theorem 2.3 and its discrete version in Theorem A.2 leads to non-vanishing gradients. In particular, Figure 2c shows a logarithmic-linear increase of sensitivity with respect to the distance to the final layer, hinting at the exponential upper bound derived in Theorem A.1. This growing behavior can be controlled by regularizing the weight matrices, or by use of normalized aggregation functions, as in GCN [Kipf and Welling, 2017].

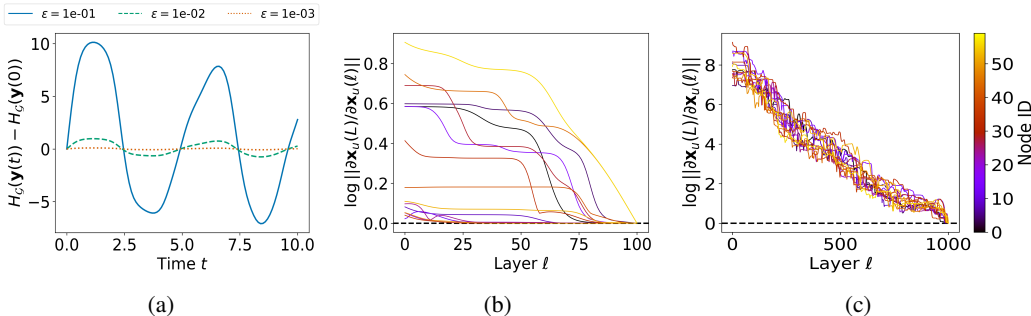


Figure 2: (a) Time evolution of the energy difference to the initial state  $\mathbf{y}(0) = \mathbf{y}^0$  obtained from one forward pass of H-DGN with fixed random weights on the Carbon-60 graph with three different numbers of layers given by  $T/\epsilon$ . The sensitivity  $\|\partial\mathbf{x}_u^{(L)}/\partial\mathbf{x}_u^{(\ell)}\|$  of 15 different node states to their final embedding obtained by backpropagation on the Carbon-60 graph after (b)  $T = 10$  and  $\epsilon = 0.1$  (i.e., 100 layers) and (c)  $T = 300$  and  $\epsilon = 0.3$  (i.e., 1000 layers). The log scale’s horizontal line at 0 indicates the theoretical lower bound.

### 3.2 Graph Transfer

**Setup.** We build on the graph transfer tasks by Di Giovanni et al. [2023] and consider the problem of propagating a label from a source node to a target node located at increasing distances  $k$  in the graph. We use the same graph distributions as in the original work, i.e., line, ring, and crossed-ring graphs. To increase the difficulty of the task, we randomly initialize intermediate nodes with a feature uniformly sampled in  $[0, 0.5)$ . Source and destination nodes are initialized with labels “1” and “0”, respectively. We considered problems at distances  $k \in \{3, 5, 10, 50\}$ , thus requiring incrementally higher efficacy in propagating long-range information. Given the conservative nature of the task, we focus on assessing the purely Hamiltonian H-DGN model. More details on the task and the hyperparameters can be found in the Appendix C.2 and C.5.

**Results.** Figure 3 reports the test mean-squared error (and std. dev.) of H-DGN compared to literature models. It appears that classical MPNNs do not effectively propagate information across long ranges as their performance decreases when  $k$  increases. Differently, H-DGN achieves low errors even at higher distances, i.e.,  $k \geq 10$ . The only competitor to our H-DGN is A-DGN, which is another non-dissipative method. Overall, H-DGN outperforms all the classical MPNNs baseline while having on average better performance than A-DGN, thus empirically supporting our claim of long-range capabilities while introducing a new architectural bias. Moreover, our results highlight how our framework can push simple graph convolutional architectures to state-of-the-art performance when imbuing them with dynamics capable of long-range message exchange.

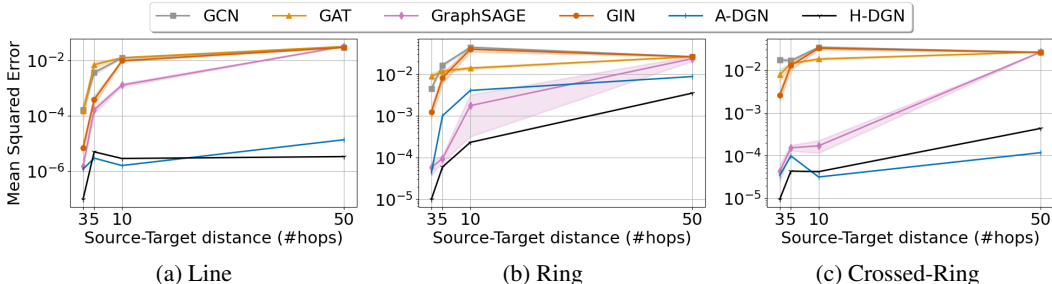


Figure 3: Information transfer performance on (a) Line, (b) Ring, and (c) Crossed-Ring graphs. Overall, baseline approaches are not able to transfer the information accurately as distance increase, while non-dissipative methods like A-DGN and our H-DGN achieve low errors.

### 3.3 Graph Property Prediction

**Setup.** We consider three graph property prediction tasks introduced in Corso et al. [2020] under the experimental setting of Gravina et al. [2023]. We investigate the performance of our (port-) Hamiltonian framework in predicting graph diameters, single source shortest paths (SSSP), and node eccentricity on synthetic graphs. Note that to effectively solve these tasks, it is fundamental to propagate not only the information of direct neighborhoods, but also the information coming from nodes far away in the graph. Therefore, good performance in these tasks highlights long-range propagation capabilities. In this experiment, we investigate the performance of our complete port-Hamiltonian framework, PH-DGN, and present the pure Hamiltonian H-DGN as an ablation study. More details on the task and the hyperparameters can be found in Appendix C.3 and C.5.

**Results.** We present the results on the graph property prediction tasks in Table 1, reporting  $\log_{10}(\text{MSE})$  as evaluation metric. We observe that both our H-DGN and PH-DGN show a strong improvement with respect to baseline methods, achieving new state-of-the-art performance on all the tasks. Indeed, our ablation reveals that the purely conservative H-DGN model has, on average, a  $\log_{10}(\text{MSE})$  that is 0.33 lower than the best baseline. Such gap is pushed to 0.81 when the full port-Hamiltonian bias (i.e., PH-DGN) is employed, marking a significant decrease in the test loss. The largest gap is achieved by PH-DGN in the eccentricity task, where it improves the  $\log_{10}(\text{MSE})$  performance of the best baseline by 1.36.

Although our purely conservative H-DGN shows improved performance with respect to all baselines, it appears that relaxing such bias via PH-DGN is more beneficial overall,



leading to even greater improvements in long-range information propagation. Our intuition is that such tasks do not require purely conservative behavior since nodes need to count distances while exchanging more messages with other nodes, similar to standard algorithmic solutions such as Dijkstra [1959]. Therefore, the energy may not be constant during the resolution of the task, hence benefiting from the non-purely conservative behavior of PH-DGN.

As for the graph transfer task, our results demonstrate that our PH-DGNs can effectively learn and exploit long-range information while pushing simple graph neural architectures to state-of-the-art performance when modeling dynamics capable of long-range propagation.

### 3.4 Long-Range Graph Benchmark

**Setup.** We assess the performance of our method on the real-world long-range graph benchmark (LRGB) from Dwivedi et al. [2022], focusing on the Peptide-func and Peptide-struct tasks. As in Section 3.3, we decouple our method into H-DGN and PH-DGN to provide an ablation study on the strictly conservative behavior. For our evaluation, we follow the experimental setting in Dwivedi et al. [2022]. Acknowledging the results from Tönshoff et al. [2023], we also report results with a 3-layer MLP readout. More details on the task and the hyperparameters can be found in Appendix C.3 and C.5.

**Results.** We report results on the LRGB tasks in Table 2 (extended results are reported in Appendix D.2 due to space limits). Our results show that both H-DGN and PH-DGN outperform classical MPNNs, graph transformers, most of the multi-hop DGNs, and recent DE-DGNs (which represent a direct competitor to our method). Overall, our (port-)Hamiltonian methods show great benefit in propagating long-range information without requiring additional strategies such as global position encoding, global attention mechanisms, or rewiring techniques that increase the overall complexity of the method. Consequently, our results reaffirm the effectiveness of our (port-)Hamiltonian

Table 1: Mean test  $\log_{10}$ (MSE) and std average over 4 training seeds on the Graph Property Prediction. Our methods and DE-DGN baselines are implemented with weight sharing. The **first**, **second**, and **third** best scores are colored.

Model	Eccentricity	Diameter	SSSP
<b>MPNNs</b>			
GCN	0.8468 $\pm$ 0.0028	0.7424 $\pm$ 0.0466	0.9499 $\pm$ 9.2 $\cdot$ 10 $^{-5}$
GAT	0.7909 $\pm$ 0.0222	0.8221 $\pm$ 0.0752	0.6951 $\pm$ 0.1499
GraphSAGE	0.7863 $\pm$ 0.0207	0.8645 $\pm$ 0.0401	0.2863 $\pm$ 0.1843
GIN	0.9504 $\pm$ 0.0007	0.6131 $\pm$ 0.0990	-0.5408 $\pm$ 0.4193
GCNII	0.7640 $\pm$ 0.0355	0.5287 $\pm$ 0.0570	-1.1329 $\pm$ 0.0135
<b>DE-DGNs</b>			
DGC	0.8261 $\pm$ 0.0032	0.6028 $\pm$ 0.0050	-0.1483 $\pm$ 0.0231
GraphCON	0.6833 $\pm$ 0.0074	0.0964 $\pm$ 0.0620	-1.3836 $\pm$ 0.0092
GRAND	0.6602 $\pm$ 0.1393	0.6715 $\pm$ 0.0490	-0.0942 $\pm$ 0.3897
A-DGN	<b>0.4296</b> $\pm$ 0.1003	<b>-0.5188</b> $\pm$ 0.1812	<b>-3.2417</b> $\pm$ 0.0751
<b>Ours</b>			
H-DGN	<b>-0.7248</b> $\pm$ 0.1068	<b>-0.5473</b> $\pm$ 0.1074	<b>-3.0467</b> $\pm$ 0.1615
PH-DGN	<b>-0.9348</b> $\pm$ 0.2097	<b>-0.5385</b> $\pm$ 0.0187	<b>-4.2993</b> $\pm$ 0.0721

Table 2: Results for Peptides-func and Peptides-struct averaged over 3 training seeds. The **first**, **second**, and **third** best scores are colored. Extended version of this table is provided in Appendix D.2. Note that all MPNN-based methods include structural and positional encoding.

Model	Peptides-func AP $\uparrow$	Peptides-struct MAE $\downarrow$
<b>MPNNs</b>		
GCN	0.6860 $\pm$ 0.0050	<b>0.2460</b> $\pm$ 0.0007
GCNII	0.5543 $\pm$ 0.0078	0.3471 $\pm$ 0.0010
GINE	0.6621 $\pm$ 0.0067	0.2473 $\pm$ 0.0017
GatedGCN	0.6765 $\pm$ 0.0047	0.2477 $\pm$ 0.0009
<b>Multi-hop DGNs</b>		
DIGL+MPNN+LapPE	0.6830 $\pm$ 0.0026	0.2616 $\pm$ 0.0018
MixHop-GCN+LapPE	0.6843 $\pm$ 0.0049	0.2614 $\pm$ 0.0023
DRew-GCN+LapPE	<b>0.7150</b> $\pm$ 0.0044	0.2536 $\pm$ 0.0015
<b>Transformers</b>		
Transformer+LapPE	0.6326 $\pm$ 0.0126	0.2529 $\pm$ 0.0016
SAN+LapPE	0.6384 $\pm$ 0.0121	0.2683 $\pm$ 0.0043
GraphGPS+LapPE	0.6535 $\pm$ 0.0041	<b>0.2500</b> $\pm$ 0.0005
<b>DE-DGNs</b>		
GRAND	0.5789 $\pm$ 0.0062	0.3418 $\pm$ 0.0015
GraphCON	0.6022 $\pm$ 0.0068	0.2778 $\pm$ 0.0018
A-DGN	0.5975 $\pm$ 0.0044	0.2874 $\pm$ 0.0021
<b>Ours</b>		
H-DGN	<b>0.6961</b> $\pm$ 0.0070	0.2581 $\pm$ 0.0020
PH-DGN	<b>0.7012</b> $\pm$ 0.0045	<b>0.2465</b> $\pm$ 0.0020



framework in enabling efficient long-range propagation, even in simple DGNs characterized by purely local message exchanges.

## 4 Related works

**DGN based on differential equations.** Recent advancements in the field of representation learning have introduced new architectures that establish a connection between neural networks and dynamical systems. Inspired by pioneering works on recurrent neural networks [Chen et al., 2018, Haber and Ruthotto, 2017, Chang et al., 2019, Galimberti et al., 2023], such connection has been pushed to the domains of DGNs [Han et al., 2024]. Indeed, works like GDE [Poli et al., 2019], GRAND [Chamberlain et al., 2021a], PDE-GCN [Eliasof et al., 2021], DGC [Wang et al., 2021], GRAND++ [Thorpe et al., 2022] propose to interpret DGNs as discretization of ODEs and PDEs. The conjoint of dynamical systems and DGNs have found favorable consensus, as these new methods exploit the intrinsic properties of differential equations to extend the characteristic of message passing within DGNs. GRAND, GRAND++, and DGC bias the node representation trajectories to follow the heat diffusion process, thus performing a gradual smoothing of the initial node states. On the contrary, GraphCON [Rusch et al., 2022] used oscillatory properties to enable linear dynamics that preserve the Dirichlet energy encoded in the node features; PDE-GCN<sub>M</sub> [Eliasof et al., 2021] uses an interpolation between anisotropic diffusion and conservative oscillatory properties; and HamGNN [Kang et al., 2023] leverages Hamiltonian dynamics to encode node input features, which are then fed into classical DGNs to enhance their conservative properties. Similarly to HamGNN, HANG [Zhao et al., 2023] leverages Hamiltonian dynamics to improve robustness to adversarial attacks to the graph structure. More recently, A-DGN [Gravina et al., 2023] introduces an anti-symmetric mechanism that lead to node-wise non-dissipative dynamics. Differently from HamGNN and HANG, our PH-DGN is the first port-Hamiltonian framework, which provides theoretical guarantees of both conservative and non-conservative behaviors while seamlessly incorporating the most suitable aggregation function for the task at hand, enabling long-range information propagation.

**Long-range propagation on DGNs.** Effectively transferring information across distant nodes is still an open challenge in the graph representation learning community [Shi et al., 2023]. Various strategies have been explored in recent years to address this challenge, such as graph rewiring. In this setting, methods like SDRF [Topping et al., 2022], GRAND [Chamberlain et al., 2021a], BLEND [Chamberlain et al., 2021b], and DRew [Gutteridge et al., 2023] (dynamically) alter the original edge set to densify the graph during preprocessing to facilitate node communication. Differently, Transformer-based methods [Shi et al., 2021, Dwivedi and Bresson, 2021, Ying et al., 2021, Wu et al., 2023] enable message passing between all node pairs. FLODE [Maskey et al., 2024] incorporates non-local dynamics by using a fractional power of the graph shift operator. Although these techniques are effective in addressing the problem of long-range communication, they can also increase the complexity of information propagation due to denser graph shift operators.

## 5 Conclusions

In this paper, we have presented (*port-*)*Hamiltonian Deep Graph Network* (PH-DGN), a general framework that gauges the equilibrium between non-dissipative long-range propagation and non-conservative behavior while seamlessly incorporating the most suitable neighborhood aggregation function. We theoretically prove that, when pure Hamiltonian dynamic is employed, both the continuous and discretized versions of our framework allow for long-range propagation in the message passing flow since node states retain their past. To demonstrate the benefits of including (*port-*) Hamiltonian dynamics in DE-DGNs, we conducted several experiments on synthetic and real-world benchmarks requiring long-range interaction. Our results show that our method outperforms state-of-the-art models and that the inclusion of data-driven forces that deviate from a purely conservative behavior is often key to maximize efficacy of the approach on tasks requiring long-range propagation. Indeed, in practice, effective information propagation requires a balance between long-term memorization and propagation and the ability to selectively discard and forget information when necessary. Looking ahead to future developments, our port-Hamiltonian dynamic can be extended to handle time-varying streams of graphs and can be evaluated with alternative discretization methods, e.g., adaptive multistep schemes [Rufai et al., 2023].

## References

- Sami Abu-El-Haija, Bryan Perozzi, Amol Kapoor, Nazanin Alipourfard, Kristina Lerman, Hrayr Harutyunyan, Greg Ver Steeg, and Aram Galstyan. Mixhop: Higher-order graph convolutional architectures via sparsified neighborhood mixing. In *International Conference on Machine Learning*, pages 21–29. PMLR, 2019.
- Uri Alon and Eran Yahav. On the Bottleneck of Graph Neural Networks and its Practical Implications. In *International Conference on Learning Representations*, 2021. URL <https://openreview.net/forum?id=i800Ph0CVH2>.
- V.I. Arnold, K. Vogtmann, and A. Weinstein. *Mathematical Methods of Classical Mechanics*. Graduate Texts in Mathematics. Springer New York, 2013. ISBN 9781475716931.
- Davide Bacciu, Federico Errica, Alessio Micheli, and Marco Podda. A gentle introduction to deep learning for graphs. *Neural Networks*, 129:203–221, 2020. ISSN 0893-6080.
- Xavier Bresson and Thomas Laurent. Residual gated graph convnets. *arXiv preprint arXiv:1711.07553*, 2017.
- Ben Chamberlain, James Rowbottom, Maria I Gorinova, Michael Bronstein, Stefan Webb, and Emanuele Rossi. GRAND: Graph neural diffusion. In *International Conference on Machine Learning*, pages 1407–1418. PMLR, 2021a.
- Benjamin Chamberlain, James Rowbottom, Davide Eynard, Francesco Di Giovanni, Xiaowen Dong, and Michael Bronstein. Beltrami Flow and Neural Diffusion on Graphs. In M. Ranzato, A. Beygelzimer, Y. Dauphin, P.S. Liang, and J. Wortman Vaughan, editors, *Advances in Neural Information Processing Systems*, volume 34, pages 1594–1609. Curran Associates, Inc., 2021b.
- Bo Chang, Minmin Chen, Eldad Haber, and Ed H. Chi. AntisymmetricRNN: A dynamical system view on recurrent neural networks. In *International Conference on Learning Representations*, 2019. URL <https://openreview.net/forum?id=ryxepo0cFX>.
- Ming Chen, Zhewei Wei, Zengfeng Huang, Bolin Ding, and Yaliang Li. Simple and Deep Graph Convolutional Networks. In Hal Daumé III and Aarti Singh, editors, *Proceedings of the 37th International Conference on Machine Learning*, volume 119 of *Proceedings of Machine Learning Research*, pages 1725–1735. PMLR, 13–18 Jul 2020.
- Ricky T. Q. Chen, Yulia Rubanova, Jesse Bettencourt, and David K Duvenaud. Neural Ordinary Differential Equations. In S. Bengio, H. Wallach, H. Larochelle, K. Grauman, N. Cesa-Bianchi, and R. Garnett, editors, *Advances in Neural Information Processing Systems*, volume 31. Curran Associates, Inc., 2018.
- Gabriele Corso, Luca Cavalleri, Dominique Beaini, Pietro Liò, and Petar Veličković. Principal Neighbourhood Aggregation for Graph Nets. In *Advances in Neural Information Processing Systems*, volume 33, pages 13260–13271. Curran Associates, Inc., 2020.
- Shaan A. Desai, Marios Mattheakis, David Sondak, Pavlos Protopapas, and Stephen J. Roberts. Port-hamiltonian neural networks for learning explicit time-dependent dynamical systems. *Phys. Rev. E*, 104:034312, 9 2021.
- Francesco Di Giovanni, Lorenzo Giusti, Federico Barbero, Giulia Luise, Pietro Liò, and Michael Bronstein. On over-squashing in message passing neural networks: the impact of width, depth, and topology. In *Proceedings of the 40th International Conference on Machine Learning*, ICML’23. JMLR.org, 2023.
- Edsger. W. Dijkstra. A note on two problems in connexion with graphs. *Numerische Mathematik*, 1: 269–271, 1959.
- Vijay Prakash Dwivedi and Xavier Bresson. A Generalization of Transformer Networks to Graphs. *AAAI Workshop on Deep Learning on Graphs: Methods and Applications*, 2021.
- Vijay Prakash Dwivedi, Ladislav Rampásek, Michael Galkin, Ali Parviz, Guy Wolf, Anh Tuan Luu, and Dominique Beaini. Long Range Graph Benchmark. In *Advances in Neural Information Processing Systems*, volume 35, pages 22326–22340. Curran Associates, Inc., 2022.

- Moshe Eliasof, Eldad Haber, and Eran Treister. PDE-GCN: Novel Architectures for Graph Neural Networks Motivated by Partial Differential Equations. In *Advances in Neural Information Processing Systems*, volume 34, pages 3836–3849. Curran Associates, Inc., 2021.
- Matthias Fey and Jan E. Lenssen. Fast graph representation learning with PyTorch Geometric. In *ICLR Workshop on Representation Learning on Graphs and Manifolds*, 2019.
- Clara Lucía Galimberti, Luca Furieri, Liang Xu, and Giancarlo Ferrari-Trecate. Hamiltonian deep neural networks guaranteeing nonvanishing gradients by design. *IEEE Transactions on Automatic Control*, 68(5):3155–3162, 2023.
- Johannes Gasteiger, Stefan Weiß enberger, and Stephan Günnemann. Diffusion Improves Graph Learning. In *Advances in Neural Information Processing Systems*, volume 32. Curran Associates, Inc., 2019.
- Justin Gilmer, Samuel S. Schoenholz, Patrick F. Riley, Oriol Vinyals, and George E. Dahl. Neural message passing for Quantum chemistry. In *Proceedings of the 34th International Conference on Machine Learning*, volume 70 of *ICML'17*, page 1263–1272. JMLR.org, 2017.
- Alessio Gravina, Davide Bacciu, and Claudio Gallicchio. Anti-Symmetric DGN: a stable architecture for Deep Graph Networks. In *The Eleventh International Conference on Learning Representations*, 2023. URL <https://openreview.net/forum?id=J3Y7cgZ00S>.
- David J. Griffiths and Darrell F. Schroeter. *Introduction to quantum mechanics*. Cambridge University Press, Cambridge ; New York, NY, third edition edition, 2018. ISBN 978-1-107-18963-8.
- Benjamin Gutteridge, Xiaowen Dong, Michael M Bronstein, and Francesco Di Giovanni. Drew: Dynamically rewired message passing with delay. In *International Conference on Machine Learning*, pages 12252–12267. PMLR, 2023.
- E. Haber and L. Ruthotto. Stable architectures for deep neural networks. *Inverse Problems*, 34(1), 2017.
- Ernst Hairer, Christian Lubich, and Gerhard Wanner. *Geometric numerical integration*. Springer Series in Computational Mathematics. Springer, Berlin, Germany, 2 edition, 2006.
- William L. Hamilton, Rex Ying, and Jure Leskovec. Inductive representation learning on large graphs. In *Proceedings of the 31st International Conference on Neural Information Processing Systems*, NIPS'17, page 1025–1035. Curran Associates Inc., 2017. ISBN 9781510860964.
- Andi Han, Dai Shi, Lequan Lin, and Junbin Gao. From Continuous Dynamics to Graph Neural Networks: Neural Diffusion and Beyond. *Transactions on Machine Learning Research*, 2024. ISSN 2835-8856. URL <https://openreview.net/forum?id=fPQsXjqa2o>. Survey Certification.
- Weihua Hu, Bowen Liu, Joseph Gomes, Marinka Zitnik, Percy Liang, Vijay Pande, and Jure Leskovec. Strategies for Pre-training Graph Neural Networks. In *International Conference on Learning Representations*, 2020. URL <https://openreview.net/forum?id=HJ1WWJSFDH>.
- Qiyu Kang, Kai Zhao, Yang Song, Sijie Wang, and Wee Peng Tay. Node embedding from neural Hamiltonian orbits in graph neural networks. In *International Conference on Machine Learning*, 2023.
- Thomas N. Kipf and Max Welling. Semi-Supervised Classification with Graph Convolutional Networks. In *International Conference on Learning Representations*, 2017. URL <https://openreview.net/forum?id=SJU4ayYgl>.
- Devin Kreuzer, Dominique Beaini, Will Hamilton, Vincent Létourneau, and Prudencio Tossou. Rethinking graph transformers with spectral attention. *Advances in Neural Information Processing Systems*, 34:21618–21629, 2021.
- Sohir Maskey, Raffaele Paolino, Aras Bacho, and Gitta Kutyniok. A fractional graph laplacian approach to oversmoothing. *Advances in Neural Information Processing Systems*, 36, 2024.

- Adam Paszke, Sam Gross, Soumith Chintala, Gregory Chanan, Edward Yang, Zachary DeVito, Zeming Lin, Alban Desmaison, Luca Antiga, and Adam Lerer. Automatic differentiation in pytorch. In *Advances in Neural Information Processing Systems*, 2017.
- Michael Poli, Stefano Massaroli, Junyoung Park, Atsushi Yamashita, Hajime Asama, and Jinkyoo Park. Graph neural ordinary differential equations. *arXiv preprint arXiv:1911.07532*, 2019.
- Ladislav Rampásek, Mikhail Galkin, Vijay Prakash Dwivedi, Anh Tuan Luu, Guy Wolf, and Dominique Beaini. Recipe for a General, Powerful, Scalable Graph Transformer. *Advances in Neural Information Processing Systems*, 35, 2022.
- Mufutau Ajani Rufai, Thanh Tran, and Zacharias A. Anastassi. A variable step-size implementation of the hybrid nyström method for integrating hamiltonian and stiff differential systems. *Computational and Applied Mathematics*, 42(4):156, Apr 2023. ISSN 1807-0302. doi: 10.1007/s40314-023-02273-2.
- T Konstantin Rusch, Ben Chamberlain, James Rowbottom, Siddhartha Mishra, and Michael Bronstein. Graph-coupled oscillator networks. In *International Conference on Machine Learning*, pages 18888–18909. PMLR, 2022.
- Dai Shi, Andi Han, Lequan Lin, Yi Guo, and Junbin Gao. Exposition on over-squashing problem on gnn: Current methods, benchmarks and challenges. *arXiv preprint arXiv:2311.07073*, 2023.
- Yunsheng Shi, Zhengjie Huang, Shikun Feng, Hui Zhong, Wenjing Wang, and Yu Sun. Masked Label Prediction: Unified Message Passing Model for Semi-Supervised Classification. In Zhi-Hua Zhou, editor, *Proceedings of the Thirtieth International Joint Conference on Artificial Intelligence, IJCAI-21*, pages 1548–1554. International Joint Conferences on Artificial Intelligence Organization, 8 2021. doi: 10.24963/ijcai.2021/214. URL <https://doi.org/10.24963/ijcai.2021/214>. Main Track.
- Matthew Thorpe, Tan Minh Nguyen, Heidi Xia, Thomas Strohmer, Andrea Bertozzi, Stanley Osher, and Bao Wang. Grand++: Graph neural diffusion with a source term. In *International Conference on Learning Representation (ICLR)*, 2022.
- Jan Tönshoff, Martin Ritzert, Eran Rosenbluth, and Martin Grohe. Where did the gap go? reassessing the long-range graph benchmark. In *The Second Learning on Graphs Conference*, 2023.
- Jake Topping, Francesco Di Giovanni, Benjamin Paul Chamberlain, Xiaowen Dong, and Michael M. Bronstein. Understanding over-squashing and bottlenecks on graphs via curvature. In *International Conference on Learning Representations*, 2022. URL <https://openreview.net/forum?id=7UmjRGzp-A>.
- Arjan Van der Schaft. *L2-gain and passivity techniques in nonlinear control*. Springer, third edition, 2017.
- Ashish Vaswani, Noam Shazeer, Niki Parmar, Jakob Uszkoreit, Llion Jones, Aidan N Gomez, Łukasz Kaiser, and Illia Polosukhin. Attention is All you Need. In *Advances in Neural Information Processing Systems*, volume 30. Curran Associates, Inc., 2017.
- Petar Veličković, Guillem Cucurull, Arantxa Casanova, Adriana Romero, Pietro Liò, and Yoshua Bengio. Graph Attention Networks. In *International Conference on Learning Representations*, 2018. URL <https://openreview.net/forum?id=rJXMpikCZ>.
- Yifei Wang, Yisen Wang, Jiansheng Yang, and Zhouchen Lin. Dissecting the Diffusion Process in Linear Graph Convolutional Networks. In *Advances in Neural Information Processing Systems*, volume 34, pages 5758–5769. Curran Associates, Inc., 2021.
- Qitian Wu, Chenxiao Yang, Wentao Zhao, Yixuan He, David Wipf, and Junchi Yan. DIFFormer: Scalable (Graph) Transformers Induced by Energy Constrained Diffusion. In *The Eleventh International Conference on Learning Representations*, 2023. URL <https://openreview.net/forum?id=j6zUzrapY3L>.

Zonghan Wu, Shirui Pan, Fengwen Chen, Guodong Long, Chengqi Zhang, and S Yu Philip. A Comprehensive Survey on Graph Neural Networks. *IEEE Transactions on Neural Networks and Learning Systems*, 32(1):4–24, 2020.

Keyulu Xu, Weihua Hu, Jure Leskovec, and Stefanie Jegelka. How Powerful are Graph Neural Networks? In *International Conference on Learning Representations*, 2019. URL <https://openreview.net/forum?id=ryGs6iA5Km>.

Chengxuan Ying, Tianle Cai, Shengjie Luo, Shuxin Zheng, Guolin Ke, Di He, Yanming Shen, and Tie-Yan Liu. Do transformers really perform badly for graph representation? *Advances in Neural Information Processing Systems*, 34:28877–28888, 2021.

Kai Zhao, Qiyu Kang, Yang Song, Rui She, Sijie Wang, and Wee Peng Tay. Adversarial robustness in graph neural networks: A hamiltonian approach. In *Thirty-seventh Conference on Neural Information Processing Systems*, 2023.

## A Additional Details of the (port-)Hamiltonian Framework

### A.1 Sensitivity Upper Bound

Although the sensitivity of a node state after a time  $t$  with respect to its previous state can be bounded from below, allowing effective conservative message passing in H-DGN, we observe that it is possible to compute an upper bound on such a measure, which we provide in the following theorem. While the theorem shows that, theoretically, the sensitivity measure may grow (i.e., potentially causing gradient explosion), we emphasize that during our experiments we did not encounter such a problem.

**Theorem A.1.** *Consider the continuous system defined by Eq. (5), if  $\sigma$  is a non-linear function with bounded derivative, i.e.  $\exists M > 0, |\sigma'(x)| \leq M$ , and the neighborhood aggregation function is of the form  $\Phi_G = \sum_{v \in \mathcal{N}_u} \mathbf{V} \mathbf{x}_v$ , the backward sensitivity matrix (BSM) is bounded from above:*

$$\left\| \frac{\partial \mathbf{x}_u(T)}{\partial \mathbf{x}_u(T-t)} \right\| \leq \sqrt{d} \exp(QT), \quad \forall t \in [0, T],$$

where  $Q = \sqrt{d} M \|\mathbf{W}\|_2^2 + \sqrt{d} M \max_{i \in [n]} |\mathcal{N}_i| \|\mathbf{V}\|_2^2$ .

We give the proof of this theorem in Appendix B.4.

### A.2 Architectural Details of Dissipative Components

As typically employed, we follow physics-informed approaches that learn how much dissipation and external control is necessary to model the observations [Desai et al., 2021]. In particular, we consider these (graph-) neural network architectures for the dampening term  $D(\mathbf{q})$  and external force term  $F(\mathbf{q}, t)$ , assuming for simplicity  $\mathbf{q}_u \in \mathbb{R}^{\frac{d}{2}}$ .

**Dampening  $D(\mathbf{q})$ :** it is a square  $\frac{d}{2} \times \frac{d}{2}$  matrix block with only diagonal entries being non-zero and defined as:

- *param*: a learnable vector  $\mathbf{w} \in \mathbb{R}^{\frac{d}{2}}$ .
- *param+*: a learnable vector followed by a ReLU activation, i.e.,  $\text{ReLU}(\mathbf{w}) \in \mathbb{R}^{\frac{d}{2}}$ .
- *MLP4-ReLU*: a 4-layer MLP with ReLU activation and all layers of dimension  $\frac{d}{2}$ .
- *DGN-ReLU*: a DGN node-wise aggregation layer from Eq. (6) with ReLU activation.

**External forcing  $F(\mathbf{q}, t)$ :** it is a  $\frac{d}{2}$  dimensional vector where each component is the force on a component of the system. Since it takes as input  $\frac{d}{2} + 1$  components it is defined as:

- *MLP4-Sin*: 3 linear layers of  $\frac{d}{2} + 1$  units with sin activation followed by a last layer with  $\frac{d}{2}$  units.
- *DGN-tanh*: a single node-wise DGN aggregation from Eq. (6) followed by a tanh activation.

Note that dampening, i.e., energy loss, is only given when  $D(\mathbf{q})$  represents a positive semi-definite matrix. Hence, we used ReLU-activation, except for *param*, which offers a flexible trade-off between dampening and acceleration learned by backpropagation.

### A.3 Discretization of (port-)Hamiltonian DGNs

As for standard DE-DGNs a numerical discretization method is needed to solve Eq. (5). However, as observed in Haber and Ruthotto [2017], Galimberti et al. [2023], not all standard techniques can be employed for solving Hamiltonian systems. Indeed, symplectic integration methods need to be used to preserve the conservative properties in the discretized system.

For the ease of simplicity, in the following we focus on the Symplectic Euler method, however, we observe that more complex methods such as Strömer-Verlet can be employed [Hairer et al., 2006].

The Symplectic Euler scheme, applied to our H-DGN in Eq. (5), updates the node representation at the  $(\ell + 1)$ -th step as

$$\mathbf{x}_u^{(\ell+1)} = \begin{pmatrix} \mathbf{p}_u^{(\ell+1)} \\ \mathbf{q}_u^{(\ell+1)} \end{pmatrix} = \begin{pmatrix} \mathbf{p}_u^{(\ell)} \\ \mathbf{q}_u^{(\ell)} \end{pmatrix} + \epsilon \mathcal{J}_u \begin{pmatrix} \nabla_{\mathbf{p}_u} H_{\mathcal{G}}(\mathbf{p}^{(\ell+1)}, \mathbf{q}^{(\ell)}) \\ \nabla_{\mathbf{q}_u} H_{\mathcal{G}}(\mathbf{p}^{(\ell+1)}, \mathbf{q}^{(\ell)}) \end{pmatrix}, \quad \forall u \in \mathcal{V}. \quad (10)$$

with  $\epsilon$  the step size of the numerical discretization. We note that Eq. (10) relies on both the current and future state of the system, hence marking an implicit scheme that would require solving a linear system of equations in each step. To obtain an explicit version of Eq. (10), we consider the neighborhood aggregation function in Eq. (6) and impose a structure assumption on  $\mathbf{W}$  and  $\mathbf{V}$ , namely  $\mathbf{W} = \begin{pmatrix} \mathbf{W}_p & \mathbf{0} \\ \mathbf{0} & \mathbf{W}_q \end{pmatrix}$  and  $\mathbf{V} = \begin{pmatrix} \mathbf{V}_p & \mathbf{0} \\ \mathbf{0} & \mathbf{V}_q \end{pmatrix}$ . We note that a comparable assumption can be made for other neighborhood aggregation functions, such as GCN aggregation.

Therefore, the gradients in Eq. (10) can be rewritten in the explicit form as

$$\mathbf{p}_u^{(\ell+1)} = \mathbf{p}_u^{(\ell)} - \epsilon \left[ \mathbf{W}_q^\top \sigma(\mathbf{W}_q \mathbf{q}_u^{(\ell)} + \Phi_{\mathcal{G}}(\{\mathbf{q}_v^{(\ell)}\}_{v \in \mathcal{N}_u}) + \mathbf{b}_q) + \sum_{v \in \mathcal{N}_u \setminus \{u\}} \mathbf{V}_q^\top \sigma(\mathbf{W}_q \mathbf{q}_v^{(\ell)} + \Phi_{\mathcal{G}}(\{\mathbf{q}_j^{(\ell)}\}_{j \in \mathcal{N}_v}) + \mathbf{b}_q) \right] \quad (11)$$

$$\mathbf{q}_u^{(\ell+1)} = \mathbf{q}_u^{(\ell)} + \epsilon \left[ \mathbf{W}_p^\top \sigma(\mathbf{W}_p \mathbf{p}_u^{(\ell+1)} + \Phi_{\mathcal{G}}(\{\mathbf{p}_v^{(\ell+1)}\}_{v \in \mathcal{N}_u}) + \mathbf{b}_p) + \sum_{v \in \mathcal{N}_u \setminus \{u\}} \mathbf{V}_p^\top \sigma(\mathbf{W}_p \mathbf{p}_v^{(\ell+1)} + \Phi_{\mathcal{G}}(\{\mathbf{p}_j^{(\ell+1)}\}_{j \in \mathcal{N}_v}) + \mathbf{b}_p) \right]. \quad (12)$$

We observe that Eqs. (11) and (12) can be understood as coupling two DGN layers. This discretization mechanism is visually summarized in the middle of Figure 1 where a message-passing step from layer  $\ell$  to layer  $\ell + 1$  is performed.

In the case of PH-DGN in Eq. (9) the discretization employs the same step for  $\mathbf{q}^{(\ell+1)}$  in Eq. (12) while Eq. (11) includes the dissipative components, thus it can be rewritten as

$$\mathbf{p}_u^{(\ell+1)} = \mathbf{p}_u^{(\ell)} + \epsilon \left[ -\nabla_{\mathbf{q}_u} H_{\mathcal{G}}(\mathbf{p}^{(\ell)}, \mathbf{q}^{(\ell+1)}) - D_u(\mathbf{q}^{(\ell+1)}) \nabla_{\mathbf{p}_u} H_{\mathcal{G}}(\mathbf{p}^{(\ell)}, \mathbf{q}^{(\ell+1)}) + F_u(\mathbf{q}^{(\ell+1)}, t) \right]. \quad (13)$$

Lastly, it is important to acknowledge that properties observed in the continuous domain may not necessarily hold in the discrete setting due to the limitations of the discretization method. In the following theorem, we show that when the Symplectic Euler method is employed, then Theorem 2.3 holds.

**Theorem A.2.** *Considering the discretized system in Eq. (10) obtained by Symplectic Euler discretization, the backward sensitivity matrix (BSM) is bounded from below:*

$$\left\| \frac{\partial \mathbf{x}_u^{(L)}}{\partial \mathbf{x}_u^{(L-\ell)}} \right\| \geq 1, \quad \forall \ell \in [0, L].$$

We provide the proof in Appendix B.5. Again, this indicates that even the discretized version of H-DGN enables for effective propagation and conservative message passing.

## B Proofs of the Theoretical Statements

In this section, we provide the proofs of the theoretical statements in the main text and in appendix A. As for the rest of the paper, we will use the denominator notation, i.e., Jacobian matrices have output components on columns and input components on the rows.

### B.1 Proof of Theorem 2.1

*Proof.* First, we note that

$$\frac{\partial}{\partial \mathbf{x}_u} \mathcal{J}_u \nabla_{\mathbf{x}_u} H_G(\mathbf{y}(t)) = \nabla_{\mathbf{x}_u}^2 H_G(\mathbf{y}(t)) \mathcal{J}_u^\top, \quad (14)$$

where  $\nabla_{\mathbf{x}_u}^2 H_G$  is the symmetric Hessian matrix. Hence, the Jacobian is shortly written as  $\mathbf{AB}$ , where  $\mathbf{A}$  is symmetric and  $\mathbf{B}$  is anti-symmetric. Consider an eigenpair of  $\mathbf{AB}$ , where the eigenvector is denoted by  $\mathbf{v}$  and the eigenvalue by  $\lambda \neq 0$ . Then:

$$\begin{aligned} \mathbf{v}^* \mathbf{AB} &= \lambda \mathbf{v}^* \\ \mathbf{v}^* \mathbf{A} &= \lambda \mathbf{v}^* \mathbf{B}^{-1} \\ \mathbf{v}^* \mathbf{A} \mathbf{v} &= \lambda (\mathbf{v}^* \mathbf{B}^{-1} \mathbf{v}) \end{aligned}$$

where  $*$  represents the conjugate transpose. On the left-hand side, it is noticed that the  $(\mathbf{v}^* \mathbf{A} \mathbf{v})$  term is a real number. Recalling that  $\mathbf{B}^{-1}$  remains anti-symmetric and for any real anti-symmetric matrix  $\mathbf{C}$  it holds that  $\mathbf{C}^* = \mathbf{C}^\top = -\mathbf{C}$ , it follows that  $(\mathbf{v}^* \mathbf{C} \mathbf{v})^* = \mathbf{v}^* \mathbf{C}^* \mathbf{v} = -\mathbf{v}^* \mathbf{C} \mathbf{v}$ . Hence, the  $\mathbf{v}^* \mathbf{B}^{-1} \mathbf{v}$  term on the right-hand side is an imaginary number. Thereby,  $\lambda$  needs to be purely imaginary, and, as a result, all eigenvalues of  $\mathbf{AB}$  are purely imaginary.  $\square$

### B.2 Proof of Theorem 2.2

Our H-DGN has shared weights  $\mathbf{W}$ ,  $\mathbf{V}$  across the layers of the DGN. This means that the Hamiltonian is autonomous and does not depend explicitly on time  $H_G(\mathbf{y}(t), t) = H_G(\mathbf{y}(t))$  as we can see from Eq. (4). In such case, the energy is naturally conserved in the system it represents: this is a consequence of the Hamiltonian flow and dynamics, as we show in this theorem. For a more in-depth description and analysis of Hamiltonian dynamics in general we refer to Arnold et al. [2013].

*Proof.* The time derivative of  $H(\mathbf{y}(t))$  is given by means of the chain-rule:

$$\frac{dH(\mathbf{y}(t))}{dt} = \frac{\partial H(\mathbf{y}(t))}{\partial \mathbf{y}(t)} \cdot \frac{d\mathbf{y}(t)}{dt} = \frac{\partial H(\mathbf{y}(t))}{\partial \mathbf{y}(t)} \cdot \mathcal{J} \frac{\partial H(\mathbf{y}(t))}{\partial \mathbf{y}(t)} = 0, \quad (15)$$

where the last equality holds since  $\mathcal{J}$  is anti-symmetric. Having no change over time implies that  $H(\mathbf{y}(t)) = H(\mathbf{y}(0)) = \text{const}$  for all  $t$ .

Since the Hessian  $\nabla^2 H_G(\mathbf{y}(t))$  is symmetric, it follows directly

$$\nabla \cdot \mathcal{J}_u \nabla_{\mathbf{x}_v} H_G(\mathbf{y}(t)) = \sum_{i=1}^d -\frac{\partial^2 H_G(\mathbf{y}(t))}{\partial q_v^i \partial p_v^i} + \frac{\partial^2 H_G(\mathbf{y}(t))}{\partial p_v^i \partial q_v^i} = 0$$

$\square$



### B.3 Proof of Theorem 2.3

In order to prove the lower bound on the BSM, we need a technical lemma that describes the time evolution of the BSM itself, which extends the result from Galimberti et al. [2023].

**Lemma B.1.** *Given the system dynamics of the ODE in Eq. (2) governing the H-DGN, we have that*

$$\frac{d}{dt} \frac{\partial \mathbf{y}(T)}{\partial \mathbf{y}(T-t)} = \mathcal{J} \frac{\partial H}{\partial \mathbf{y}} \Big|_{\mathbf{y}(T-t)} \frac{\partial \mathbf{y}(T)}{\partial \mathbf{y}(T-t)} \quad (16)$$

as in [Galimberti et al., 2023]. The same applies, with a slightly different formula, for each node  $u$ , that is the BSM satisfies

$$\frac{d}{dt} \frac{\partial \mathbf{x}_u(T)}{\partial \mathbf{x}_u(T-t)} = \frac{\partial \mathbf{y}}{\partial \mathbf{x}_u} \Big|_{(T-t)} \frac{\partial f_u}{\partial \mathbf{y}} \Big|_{\mathbf{y}(T-t)} \frac{\partial \mathbf{x}_u(T)}{\partial \mathbf{x}_u(T-t)} = F_u \frac{\partial \mathbf{x}_u(T)}{\partial \mathbf{x}_u(T-t)} \quad (17)$$

where  $f_u$  is the restriction of  $f = \mathcal{J} \frac{\partial H}{\partial \mathbf{y}}$  to the components corresponding to  $\mathbf{x}_u$ , that is the dynamics of node  $u$ , which can be written as

$$f_u = L_u f = L_u \mathcal{J} \frac{\partial H}{\partial \mathbf{y}} \quad (18)$$

where  $L_u$  is the readout matrix, of the form

$$L_u = \begin{bmatrix} 0_{\frac{d}{2} \times \frac{d}{2}(u-1)} & I_{\frac{d}{2} \times \frac{d}{2}} & 0_{\frac{d}{2} \times \frac{d}{2}(n-u)} & 0_{\frac{d}{2} \times \frac{d}{2}(u-1)} & 0_{\frac{d}{2} \times \frac{d}{2}} & 0_{\frac{d}{2} \times \frac{d}{2}(n-u)} \\ 0_{\frac{d}{2} \times \frac{d}{2}(u-1)} & 0_{\frac{d}{2} \times \frac{d}{2}} & 0_{\frac{d}{2} \times \frac{d}{2}(n-u)} & 0_{\frac{d}{2} \times \frac{d}{2}(u-1)} & I_{\frac{d}{2} \times \frac{d}{2}} & 0_{\frac{d}{2} \times \frac{d}{2}(n-u)} \end{bmatrix} \quad (19)$$

which is a projection on the coordinates of a single node  $u$ . Notice as well that, in denominator notation

$$\frac{\partial \mathbf{y}}{\partial \mathbf{x}_u} = L_u \quad (20)$$

We only show Eq. (17), as it is related to graph networks and is actually a harder version of Eq. (16), with the latter being already proven in Galimberti et al. [2023]. We also show the last part of the proof in a general sense, without using the specific matrices of the Hamiltonian used.

*Proof.* Following Galimberti et al. [2023], the solution to the ODE  $\frac{d\mathbf{x}_u}{dt} = f_u(\mathbf{y}(t))$  can be written in integral form as

$$\mathbf{x}_u(T) = \mathbf{x}_u(T-t) + \int_{T-t}^T f_u(\mathbf{y}(\tau)) d\tau = \mathbf{x}_u(T-t) + \int_0^t f_u(\mathbf{y}(T-t+s)) ds \quad (21)$$

Differentiating by the solution at a previous time  $\mathbf{x}_u(T-t)$  we obtain

$$\begin{aligned} \frac{\partial \mathbf{x}_u(T)}{\partial \mathbf{x}_u(T-t)} &= I_u + \frac{\partial \int_0^t f_u(\mathbf{y}(T-t+s)) ds}{\partial \mathbf{x}_u(T-t)} = \\ &= I_u + \int_0^t \frac{\partial f_u(\mathbf{y}(T-t+s))}{\partial \mathbf{x}_u(T-t)} \\ &= I_u + \int_0^t \frac{\partial \mathbf{y}(T-t+s)}{\partial \mathbf{x}_u(T-t)} \frac{\partial f_u}{\partial \mathbf{y}} \Big|_{\mathbf{y}(T-t+s)} ds \end{aligned} \quad (22)$$

where in the second equality we brought the derivative term under the integral sign and in the third we used the chain rule of the derivative (recall we are using denominator notation). Considering a slight perturbation in time  $\delta$ , we consider  $\frac{\partial \mathbf{x}_u(T)}{\partial \mathbf{x}_u(T-t-\delta)}$  as this will be used to calculate the time derivative of the BSM. Using again the chain rule for the derivative and the formula above with  $T-t-\delta$  instead of  $T-t$ , we have that

$$\begin{aligned} \frac{\partial \mathbf{x}_u(T)}{\partial \mathbf{x}_u(T-t-\delta)} &= \frac{\partial \mathbf{x}_u(T-t)}{\partial \mathbf{x}_u(T-t-\delta)} \frac{\partial \mathbf{x}_u(T)}{\partial \mathbf{x}_u(T-t)} \\ &= \left( I_u + \int_0^\delta \frac{\partial \mathbf{y}(T-t-\delta+s)}{\partial \mathbf{x}_u(T-t-\delta)} \frac{\partial f_u}{\partial \mathbf{y}} \Big|_{\mathbf{y}(T-t-\delta+s)} ds \right) \frac{\partial \mathbf{x}_u(T)}{\partial \mathbf{x}_u(T-t)} \end{aligned} \quad (23)$$

This way, we have expressed  $\frac{\partial \mathbf{x}_u(T)}{\partial \mathbf{x}_u(T-t-\delta)}$  in terms of  $\frac{\partial \mathbf{x}_u(T)}{\partial \mathbf{x}_u(T-t)}$ . To calculate our objective, we want to differentiate with respect to  $\delta$ . We first calculate the difference:

$$\frac{\partial \mathbf{x}_u(T)}{\partial \mathbf{x}_u(T-t-\delta)} - \frac{\partial \mathbf{x}_u(T)}{\partial \mathbf{x}_u(T-t)} = \left( \int_0^\delta \frac{\partial \mathbf{y}(T-t-\delta+s)}{\partial \mathbf{x}_u(T-t-\delta)} \frac{\partial f_u}{\partial \mathbf{y}} \Big|_{\mathbf{y}(T-t-\delta+s)} ds \right) \frac{\partial \mathbf{x}_u(T)}{\partial \mathbf{x}_u(T-t)} \quad (24)$$

We can now divide by  $\delta$  and take the limit  $\delta \rightarrow 0$

$$\begin{aligned} & \lim_{\delta \rightarrow 0} \frac{1}{\delta} \left( \frac{\partial \mathbf{x}_u(T)}{\partial \mathbf{x}_u(T-t-\delta)} - \frac{\partial \mathbf{x}_u(T)}{\partial \mathbf{x}_u(T-t)} \right) \\ &= \lim_{\delta \rightarrow 0} \left( \frac{1}{\delta} \int_0^\delta \frac{\partial \mathbf{y}(T-t-\delta+s)}{\partial \mathbf{x}_u(T-t-\delta)} \frac{\partial f_u}{\partial \mathbf{y}} \Big|_{\mathbf{y}(T-t-\delta+s)} ds \right) \frac{\partial \mathbf{x}_u(T)}{\partial \mathbf{x}_u(T-t)} \\ &= \frac{\partial \mathbf{y}}{\partial \mathbf{x}_u} \Big|_{(T-t)} \frac{\partial f_u}{\partial \mathbf{y}} \Big|_{\mathbf{y}(T-t)} \frac{\partial \mathbf{x}_u(T)}{\partial \mathbf{x}_u(T-t)} \end{aligned} \quad (25)$$

Where in the final equality we used the fundamental theorem of calculus. Finally

$$\frac{d}{dt} \frac{\partial \mathbf{x}_u(T)}{\partial \mathbf{x}_u(T-t)} = \frac{\partial \mathbf{y}}{\partial \mathbf{x}_u} \Big|_{(T-t)} \frac{\partial f_u}{\partial \mathbf{y}} \Big|_{\mathbf{y}(T-t)} \frac{\partial \mathbf{x}_u(T)}{\partial \mathbf{x}_u(T-t)} = F_u \frac{\partial \mathbf{x}_u(T)}{\partial \mathbf{x}_u(T-t)} \quad (26)$$

giving us the final result.  $\square$

We are now ready to prove Theorem 2.3. First, we calculate that

$$\frac{\partial f_u}{\partial \mathbf{y}} = \frac{\partial}{\partial \mathbf{y}} \left( L_u \mathcal{J} \frac{\partial H}{\partial \mathbf{y}} \right) = \frac{\partial^2 H}{\partial \mathbf{y}^2} \mathcal{J}^\top L_u^\top = S \mathcal{J}^\top L_u^\top \quad (27)$$

so that  $F_u = L_u S \mathcal{J}^\top L_u^\top$ . This will be helpful in the following matrix calculations.

*Proof.* For brevity, we call  $\left[ \frac{\partial \mathbf{x}_u(T)}{\partial \mathbf{x}_u(T-t)} \right] = \Psi_u(T, T-t)$ , which will be indicated simply as  $\Psi_u$ . When  $t = 0$ ,  $\Psi_u$  is just the Jacobian of the identity map  $\Psi_u(T, T) = I_u$  and the result  $\Psi_u^\top \mathcal{J}_u \Psi_u = \mathcal{J}_u$  is true for  $t = 0$ . Calculating the time derivative on  $\Psi_u^\top \mathcal{J}_u \Psi_u$  we have that

$$\begin{aligned} \frac{d}{dt} [\Psi_u^\top \mathcal{J}_u \Psi_u] &= \dot{\Psi}_u^\top \mathcal{J}_u \Psi_u + \Psi_u^\top \mathcal{J}_u \dot{\Psi}_u \\ &= (F_u \Psi_u)^\top \mathcal{J}_u \Psi_u + \Psi_u^\top \mathcal{J}_u F_u \Psi_u = \\ &= \Psi_u^\top L_u \mathcal{J} S^\top L_u^\top \mathcal{J}_u \Psi_u + \Psi_u^\top \mathcal{J}_u L_u S \mathcal{J}^\top L_u^\top \Psi \\ &= \Psi_u^\top (L_u \mathcal{J} S L_u^\top \mathcal{J}_u + \mathcal{J}_u L_u S \mathcal{J}^\top L_u^\top) \Psi_u \end{aligned} \quad (28)$$

where in the second equality we used the result from lemma B.1. We just need to show that the term in parentheses is zero so that the time derivative is zero. Using the relations  $\mathcal{J}^\top L_u^\top = -L_u^\top \mathcal{J}_u$  and  $J_u L_u = L_u \mathcal{J}$  we easily see that, finally

$$\frac{d}{dt} \left( \left[ \frac{\partial \mathbf{x}_u(T)}{\partial \mathbf{x}_u(T-t)} \right]^\top \mathcal{J}_u \left[ \frac{\partial \mathbf{x}_u(T)}{\partial \mathbf{x}_u(T-t)} \right] \right) = \Psi_u^\top (L_u \mathcal{J} S L_u^\top \mathcal{J}_u + L_u \mathcal{J} S (-L_u^\top \mathcal{J}_u)) \Psi_u = 0 \quad (29)$$

which means that  $\left[ \frac{\partial \mathbf{x}_u(T)}{\partial \mathbf{x}_u(T-t)} \right]^\top \mathcal{J}_u \left[ \frac{\partial \mathbf{x}_u(T)}{\partial \mathbf{x}_u(T-t)} \right]$  is constant and equal to  $\mathcal{J}_u$  for all  $t$ , that is our thesis.

Now, the bound on the gradient follows by considering any sub-multiplicative norm  $\|\cdot\|$ :

$$\|\mathcal{J}_u\| = \left\| \left[ \frac{\partial \mathbf{x}_u(T)}{\partial \mathbf{x}_u(T-t)} \right]^\top \mathcal{J}_u \left[ \frac{\partial \mathbf{x}_u(T)}{\partial \mathbf{x}_u(T-t)} \right] \right\| \leq \left\| \frac{\partial \mathbf{x}_u(T)}{\partial \mathbf{x}_u(T-t)} \right\|^2 \|\mathcal{J}_u\|$$

and simplifying by  $\|\mathcal{J}_u\| = 1$ .  $\square$

#### B.4 Proof of Theorem A.1

To prove the upper bound, we use the following technical lemma:

**Lemma B.2** (Galimberti et al. [2023]). *Consider a matrix  $\mathbf{A} \in \mathbb{R}^{n \times n}$  with columns  $\mathbf{a}_i \in \mathbb{R}^n$ , i.e.,  $\mathbf{A} = [\mathbf{a}_1 \ \mathbf{a}_2 \ \cdots \ \mathbf{a}_n]$ , and assume that  $\|\mathbf{a}_i\|_2 \leq \gamma^+$  for all  $i = 1, \dots, n$ . Then,  $\|\mathbf{A}\|_2 \leq \gamma^+ \sqrt{n}$ .*

This lemma gives a bound on the spectral norm of a matrix when its columns are uniformly bounded in norm. Therefore, our proof strategy for Theorem A.1 lies in bounding each column of the BSM matrix.

*Proof.* Consider the ODE in Eq. (26) from Lemma B.1 and split  $\frac{\partial \mathbf{x}_u(T)}{\partial \mathbf{x}_u(T-t)}$  into columns  $\frac{\partial \mathbf{x}_u(T)}{\partial \mathbf{x}_u(T-t)} = [\mathbf{z}_1(t) \ \mathbf{z}_2(t) \ \cdots \ \mathbf{z}_d(t)]$ . Then, Eq. (26) is equivalent to

$$\dot{\mathbf{z}}_i(t) = \mathbf{A}_u(T-t)\mathbf{z}_i(t), \quad t \in [0, T], i = 1, 2, \dots, d, \quad (30)$$

subject to  $\mathbf{z}_i(0) = \mathbf{e}_i$ , where  $\mathbf{e}_i$  is the unit vector with a single nonzero entry in position  $i$ . The solution of the linear system of ODEs in Eq. (30) is given by the integral equation

$$\mathbf{z}_i(t) = \mathbf{z}_i(0) + \int_0^t \mathbf{A}_u(T-s)\mathbf{z}_i(s)ds, \quad t \in [0, T]. \quad (31)$$

By assuming that  $\|\mathbf{A}_u(\tau)\|_2 \leq Q$  for all  $\tau \in [0, T]$ , and applying the triangular inequality in Eq. (31), it is obtained that:

$$\|\mathbf{z}_i(t)\|_2 \leq \|\mathbf{z}_i(0)\|_2 + Q \int_0^t \|\mathbf{z}_i(s)\|_2 ds = 1 + Q \int_0^t \|\mathbf{z}_i(s)\|_2 ds,$$

where the last equality follows from  $\|\mathbf{z}_i(0)\|_2 = \|\mathbf{e}_i\|_2 = 1$  for all  $i = 1, 2, \dots, d$ . Then, applying the Gronwall inequality, it holds for all  $t \in [0, T]$

$$\|\mathbf{z}_i(t)\|_2 \leq \exp(QT). \quad (32)$$

By applying Lemma B.2, the general bound follows.

Lastly, we characterize  $Q$  by bounding the norm  $\|\mathbf{A}_u(\tau)\|_2 \forall \tau \in [0, T]$ . From Lemma B.1  $\mathbf{A}_u$  can be expressed as  $\mathbf{A}_u = \mathbf{L}_u \mathbf{S} \mathcal{J}^\top \mathbf{L}_u^\top$ , which is equivalently  $\mathbf{A}_u = \nabla_{\mathbf{x}_u}^2 H_G(\mathbf{y}) \mathcal{J}_u^\top$ , since  $\mathcal{J}^\top \mathbf{L}_u^\top = \mathbf{L}_v^\top \mathcal{J}_u^\top$ . The Hessian  $\nabla_{\mathbf{x}_u}^2 H_G(\mathbf{y})$  is of the form:

$$\nabla_{\mathbf{x}_u}^2 H_G(\mathbf{y}) = \mathbf{W}^\top \text{diag}(\sigma'(\mathbf{W}\mathbf{x}_u + \Phi_u + b))\mathbf{W} + \sum_{v \in \mathcal{N}_u} \mathbf{V}^\top \text{diag}(\sigma'(\mathbf{W}\mathbf{x}_v + \Phi_v + b))\mathbf{V}.$$

After noting that  $\|\nabla_{\mathbf{x}_u}^2 H_G(\mathbf{y}) \mathcal{J}_u^\top\|_2 \leq \|\nabla_{\mathbf{x}_u}^2 H_G(\mathbf{y})\|_2 \|\mathcal{J}_u^\top\|_2$ , the only varying part is the Hessian  $\nabla_{\mathbf{x}_u}^2 H_G(\mathbf{y})$  since  $\|\mathcal{J}_u^\top\|_2 = 1$ . By Lemma B.2  $\text{diag}(\sigma'(x)) \leq \sqrt{d}M$  and noting that  $\|\mathbf{X}^\top\| = \|\mathbf{X}\|$  for any square matrix  $\mathbf{X}$ , then

$$\|\nabla_{\mathbf{x}_u}^2 H_G(\mathbf{y})\|_2 \leq \sqrt{d}M \|\mathbf{W}\|_2^2 + \sqrt{d}M \max_{i \in [n]} |\mathcal{N}_i| \|\mathbf{V}\|_2^2 =: Q.$$

This also justifies our previous assumption that  $\|\mathbf{A}_u(\tau)\|_2$  is bounded.  $\square$

#### B.5 Proof of Theorem A.2

*Proof.* In the discrete case, since the semi-implicit Euler integration scheme is a symplectic method, it holds that:

$$\begin{bmatrix} \frac{\partial \mathbf{x}_u^{(\ell)}}{\partial \mathbf{x}_u^{(\ell-1)}} \end{bmatrix}^\top \mathcal{J}_u \begin{bmatrix} \frac{\partial \mathbf{x}_u^{(\ell)}}{\partial \mathbf{x}_u^{(\ell-1)}} \end{bmatrix} = \mathcal{J}_u \quad (33)$$

Further, by using the chain rule and applying Eq. (33) iteratively we get:

$$\begin{bmatrix} \frac{\partial \mathbf{x}_u^{(L)}}{\partial \mathbf{x}_u^{(L-\ell)}} \end{bmatrix}^\top \mathcal{J}_u \begin{bmatrix} \frac{\partial \mathbf{x}_u^{(L)}}{\partial \mathbf{x}_u^{(L-\ell)}} \end{bmatrix} = \begin{bmatrix} \prod_{i=L-\ell}^{L-1} \frac{\partial \mathbf{x}_u^{(i+1)}}{\partial \mathbf{x}_u^{(i)}} \end{bmatrix}^\top \mathcal{J}_u \begin{bmatrix} \prod_{i=L-\ell}^{L-1} \frac{\partial \mathbf{x}_u^{(i+1)}}{\partial \mathbf{x}_u^{(i)}} \end{bmatrix} = \mathcal{J}_u$$

Hence, the BSM is symplectic at arbitrary depth and we can conclude the proof with:

$$\|\mathcal{J}_u\| = \left\| \begin{bmatrix} \frac{\partial \mathbf{x}_u^{(L)}}{\partial \mathbf{x}_u^{(L-\ell)}} \end{bmatrix}^\top \mathcal{J}_u \begin{bmatrix} \frac{\partial \mathbf{x}_u^{(L)}}{\partial \mathbf{x}_u^{(L-\ell)}} \end{bmatrix} \right\| \leq \left\| \frac{\partial \mathbf{x}_u^{(L)}}{\partial \mathbf{x}_u^{(L-\ell)}} \right\|^2 \|\mathcal{J}_u\|.$$

$\square$

## C Experimental Details

### C.1 Employed Baselines

In our experiments, the performance of our (port-)Hamiltonian DGNs is compared with various state-of-the-art DGN baselines from the literature. Specifically, we consider:

- classical MPNN-based methods, i.e., GCN [Kipf and Welling, 2017], GraphSAGE [Hamilton et al., 2017], GAT [Veličković et al., 2018], GatedGCN [Bresson and Laurent, 2017], GIN [Xu et al., 2019], GINE [Hu et al., 2020], and GCNII [Chen et al., 2020];
- DE-DGNs, i.e., DGC [Wang et al., 2021], GRAND [Chamberlain et al., 2021a], GraphCON [Rusch et al., 2022], and A-DGN [Gravina et al., 2023];
- Graph Transformers, i.e., Transformer [Vaswani et al., 2017, Dwivedi and Bresson, 2021], SAN [Kreuzer et al., 2021], and GraphGPS [Rampášek et al., 2022];
- Higher-Order DGNs, i.e., DIGL [Gasteiger et al., 2019], MixHop [Abu-El-Haija et al., 2019], and DRew [Gutteridge et al., 2023].

Note that since DE-DGNs belong to the same family as our proposed method, they are a direct competitor to our (port-)Hamiltonian DGNs.

### C.2 Graph Transfer Task

The graph transfer task consists of the problem of propagating a label from a source node to a target node located at increased distance  $k$  in the graph. We develop this task based on the work of [Di Giovanni et al., 2023]. We employ the same graph distributions as in the original work, i.e., line, ring, and crossed ring graphs (see Figure 4 for a visual exemplification of the three types of graphs when the distance between the source and target nodes is 5). However, to make the task more challenging, we initialize node input features with random values uniformly sampled in the range  $[0, 0.5)$ . In each graph, the source node is assigned with label “1”, and a target node is assigned with label “0”. We use an input dimension of 1, and with a source-target distance equal to 3, 5, 10, and 50. We generate 1000 graphs for training, 100 for validation, and 100 for testing.

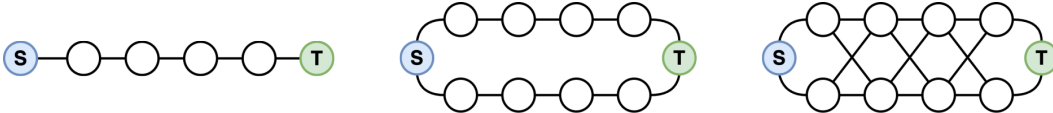


Figure 4: Three topologies for Graph Transfer. Left) Line. Center) Ring. Right) Crossed-Ring. The distance between source and target nodes is equal to 5. Nodes marked with  $S$  are source nodes, while the nodes with a  $T$  are target nodes.

We design each model using three main components. First is the encoder, which maps the node input features into a latent hidden space. Second is the graph convolution component (i.e., H-DGN or other baselines). Third is the readout, which maps the convolution’s output into the output space. The encoder and readout have the same architecture across all models in the experiments.

We perform hyperparameter tuning via grid search, optimizing the Mean Squared Error (MSE) computed on the node features of the whole graph. We train the models using Adam optimizer for a maximum of 2000 epochs and early stopping with patience of 100 epochs on the validation loss. For each model configuration, we perform 4 training runs with different weight initialization and report the average and standard deviation of the results. We report in Table 3 the grid of hyperparameter employed by each model in our experiment.

### C.3 Graph Property Prediction

The tasks consist of predicting two node-level (i.e., single source shortest path and eccentricity) and one graph-level (i.e., graph diameter) properties on synthetic graphs generated by different graph distributions. In our experiments, we follow the data generation and experimental procedure outlined in Gravina et al. [2023]. Therefore, graphs contains between 25 and 35 nodes and are randomly

generated from multiple distributions. Nodes are randomly initialized with a value uniformly sampled in the range  $[0, 1)$ , while target values represent single source shortest path, eccentricity, and graph diameter depending on the selected task. 5120 graphs are used as the training set, 640 as the validation set, and the rest as the test set.

As in the original work, each model is designed as three components, i.e., encoder, graph convolution component (H-DGN, PH-DGN, or baselines), and readout. We perform hyperparameter tuning via grid search, optimizing the Mean Square Error (MSE), training the models using Adam optimizer for a maximum of 1500 epochs, and early stopping with patience of 100 epochs on the validation error. For each model configuration, we perform 4 training runs with different weight initialization and report the average of the results. We report in Appendix C.5 the grid of hyperparameters employed by each model in our experiment.

#### C.4 Long-Range Graph Benchmark

We consider the Peptide-func and Peptide-struct tasks from the Long-Range Graph Benchmark [Dwivedi et al., 2022]. Both tasks contain graphs corresponding to peptide molecules for a total of 15,535 graphs, 2.3 million nodes and 4.7 million edges. Each graph has an average of 150 nodes, 307 edges, and an average diameter of 57. Peptide-func is a multi-label graph classification task with the aim of predicting the peptide function. Peptide-struct is a multi-dimensional graph regression task, whose objective is to predict structural properties of the peptides.

We follow the experimental setting of Dwivedi et al. [2022], thus we consider a stratified splitting of the data, with 70% of graphs as the training set, 15% as the validation set, and 15% as the test set. We perform hyperparameter tuning via grid search, optimizing the Average Precision (AP) in the Peptide-func task and the Mean Absolute Error (MAE) in the Peptide-struct task, training the models using AdamW optimizer for a maximum of 300 epochs. For each model configuration, we perform 3 training runs with different weight initialization and report the average of the results. Moreover, we stay within 500K parameter budget as proposed by Dwivedi et al. [2022]. In our experiments, we also consider the setting of Tönshoff et al. [2023] that propose to employ a 3-layer MLP as readout. We report in Appendix C.5 the grid of hyperparameters employed by each model in our experiment.

#### C.5 Explored Hyperparameter Space

In Table 3 we report the grid of hyperparameters employed in our experiments by each method.

## D Additional Experimental Results

### D.1 Graph Property Prediction Runtimes

In Table 4 we report runtimes of both our H-DGN and PH-DGN as well as baseline methods on the graph property prediction task in Section 3.3. To obtain a fair comparison, we configured all models with 20 layers and an embedding dimension of 30. We averaged the time (in seconds) over 4 random weight initializations for a complete epoch, which includes the forward and backward passes on the training data, as well as the forward pass on the validation and test data.

Table 4 shows that both H-DGN and PH-DGN have improved or comparable runtimes compared to MPNNs. Notably, H-DGN is on average 5.92 seconds faster than GAT and 5.19 seconds faster than GCN. Compared to DE-DGN baselines, our methods show longer execution times, which are inherently caused by the sequential computation of both  $p$  and  $q$  explicited in Appendix A.3 and non-conservative components (i.e., *param* and *MLP4-ReLU* in Table 4).

### D.2 Complete LRGB Results

In Table 5 we report the complete results for the LRGB tasks including more multi-hop DGNs and ablating on the scores obtained with the original setting from Dwivedi et al. [2022] and the one proposed by Tönshoff et al. [2023], which leverage 3-layers MLP as a decoder to map the DGN output into the final prediction. Since we are unable to compare the validation scores of the baselines directly, we cannot determine the best method between [Dwivedi et al., 2022] and Tönshoff et al. [2023]. Therefore, in Table 5, we present all the results.

Table 3: The grid of hyperparameters employed during model selection for the graph transfer tasks (*Transfer*), graph property prediction tasks (*GraphProp*), and Long Range Graph Benchmark (*LRGB*). We refer to Appendix A.2 for more details about dampening and external force implementations.

Hyperparameters	Values		
	<i>Transfer</i>	<i>GraphProp</i>	<i>LRGB</i>
Optimizer	Adam	Adam	AdamW
Learning rate	0.001	0.003	0.001, 0.0005
Weight decay	0	$10^{-6}$	0
embedding dim	64	10, 20, 30	195, 300
N. layers ( $L$ )	3, 5, 10, 50, 100, 150	1, 5, 10, 20, 30	32, 64
Termination time ( $T$ )	$L\epsilon$	0.1, 1, 2, 3, 4	3, 5, 6
$\epsilon$	0.5, 0.2, 0.1, 0.05, 0.01, $10^{-4}$	$T/L$	$T/L$
$\Phi_p$	Eq. (6), GCN	Eq. (6), GCN	Eq. (6), GCN
$\Phi_q$	Eq. (6), GCN	Eq. (6), GCN	GCN
Readout input	$\mathbf{p}, \mathbf{q}, \mathbf{p} \parallel \mathbf{q}$	$\mathbf{p}, \mathbf{q}, \mathbf{p} \parallel \mathbf{q}$	$\mathbf{p}, \mathbf{q}, \mathbf{p} \parallel \mathbf{q}$
$\sigma$	tanh	tanh	tanh
Dampening	–	<i>param</i> , <i>param+</i> , <i>MLP4-ReLU</i> , <i>DGN-ReLU</i>	<i>param</i>
External Force	–	<i>MLP4-Sin</i> , <i>DGN-tanh</i>	<i>DGN-tanh</i>
N. readout layers	1	1	1, 3

Table 4: Average time per epoch (measured in seconds) and std, averaged over 4 random weight initializations. Each time is obtained by employing 20 layers and an embedding dimension equal to 30. Our PH-DGN employs *param* and *MLP4-ReLU* as dampening and external force, respectively. The evaluation was carried out on an AMD EPYC 7543 CPU @ 2.80GHz. **First**, **second**, and **third** best results.

Model	Diameter	SSSP	Eccentricity
<b>MPNNs</b>			
GCN	32.45 $\pm$ 2.54	17.44 $\pm$ 3.85	11.78 $\pm$ 2.43
GAT	20.20 $\pm$ 5.18	26.41 $\pm$ 8.34	17.28 $\pm$ 1.92
GraphSAGE	13.12 $\pm$ 2.99	13.12 $\pm$ 2.99	<b>8.20</b> $\pm$ 0.75
GIN	<b>6.63</b> $\pm$ 0.28	21.16 $\pm$ 2.33	14.22 $\pm$ 3.17
GCNII	13.13 $\pm$ 6.85	14.96 $\pm$ 7.17	15.70 $\pm$ 3.92
<b>DE-DGNs</b>			
DGC	<b>8.97</b> $\pm$ 9.07	<b>12.54</b> $\pm$ 1.62	<b>7.21</b> $\pm$ 11.10
GRAND	133.84 $\pm$ 42.57	109.15 $\pm$ 27.49	202.46 $\pm$ 85.01
GraphCON	9.26 $\pm$ 0.47	<b>7.76</b> $\pm$ 0.05	<b>7.80</b> $\pm$ 0.05
A-DGN	<b>8.42</b> $\pm$ 2.71	<b>7.86</b> $\pm$ 2.11	13.18 $\pm$ 9.07
<b>Ours</b>			
H-DGN	15.49 $\pm$ 0.05	15.28 $\pm$ 0.02	15.34 $\pm$ 0.04
PH-DGN	17.18 $\pm$ 0.04	17.12 $\pm$ 0.07	17.13 $\pm$ 0.06

## E Limitations and Broader Impact

This paper aims to contribute to the field of Machine Learning, specifically focusing on advancing differential-equation inspired Deep Graph Networks (DE-DGNs). The research presented herein has the potential to positively impact the ongoing exploration and applications of DGNs.

Although our work offers a principled framework designed through the lens of port-Hamiltonian systems, we believe it is important to note that our presented inductive bias relies on the assumption of long-range interaction to solve the downstream task, and hence, we focused on data settings that

Table 5: Results for Peptides-func and Peptides-struct averaged over 3 training seeds. Baseline results are taken from Dwivedi et al. [2022] and Gutteridge et al. [2023]. Re-evaluated methods employ the 3-layer MLP readout proposed in Tönshoff et al. [2023]. Note that all MPNN-based methods include structural and positional encoding. The **first**, **second**, and **third** best scores are colored.

Model	Peptides-func AP $\uparrow$	Peptides-struct MAE $\downarrow$
<b>MPNNs</b>		
GCN	0.5930 $\pm$ 0.0023	0.3496 $\pm$ 0.0013
GINE	0.5498 $\pm$ 0.0079	0.3547 $\pm$ 0.0045
GCNII	0.5543 $\pm$ 0.0078	0.3471 $\pm$ 0.0010
GatedGCN	0.5864 $\pm$ 0.0077	0.3420 $\pm$ 0.0013
<b>Multi-hop DGNs</b>		
DIGL+MPNN	0.6469 $\pm$ 0.0019	0.3173 $\pm$ 0.0007
DIGL+MPNN+LapPE	0.6830 $\pm$ 0.0026	0.2616 $\pm$ 0.0018
MixHop-GCN	0.6592 $\pm$ 0.0036	0.2921 $\pm$ 0.0023
MixHop-GCN+LapPE	0.6843 $\pm$ 0.0049	0.2614 $\pm$ 0.0023
DRew-GCN	0.6996 $\pm$ 0.0076	0.2781 $\pm$ 0.0028
DRew-GCN+LapPE	<b>0.7150</b> $\pm$ 0.0044	0.2536 $\pm$ 0.0015
DRew-GIN	0.6940 $\pm$ 0.0074	0.2799 $\pm$ 0.0016
DRew-GIN+LapPE	<b>0.7126</b> $\pm$ 0.0045	0.2606 $\pm$ 0.0014
DRew-GatedGCN	0.6733 $\pm$ 0.0094	0.2699 $\pm$ 0.0018
DRew-GatedGCN+LapPE	0.6977 $\pm$ 0.0026	0.2539 $\pm$ 0.0007
<b>Transformers</b>		
Transformer+LapPE	0.6326 $\pm$ 0.0126	0.2529 $\pm$ 0.0016
SAN+LapPE	0.6384 $\pm$ 0.0121	0.2683 $\pm$ 0.0043
GraphGPS+LapPE	0.6535 $\pm$ 0.0041	<b>0.2500</b> $\pm$ 0.0005
<b>DE-DGNs</b>		
GRAND	0.5789 $\pm$ 0.0062	0.3418 $\pm$ 0.0015
GraphCON	0.6022 $\pm$ 0.0068	0.2778 $\pm$ 0.0018
A-DGN	0.5975 $\pm$ 0.0044	0.2874 $\pm$ 0.0021
<b>Re-evaluated</b>		
GCN	0.6860 $\pm$ 0.0050	<b>0.2460</b> $\pm$ 0.0007
GINE	0.6621 $\pm$ 0.0067	0.2473 $\pm$ 0.0017
GatedGCN	0.6765 $\pm$ 0.0047	0.2477 $\pm$ 0.0009
DRew-GCN+LapPE	0.6945 $\pm$ 0.0021	0.2517 $\pm$ 0.0011
GraphGPS+LapPE	0.6534 $\pm$ 0.0091	0.2509 $\pm$ 0.0014
<b>Ours</b>		
H-DGN	0.6961 $\pm$ 0.0070	0.2581 $\pm$ 0.0020
PH-DGN	<b>0.7012</b> $\pm$ 0.0045	<b>0.2465</b> $\pm$ 0.0020

follow this regime. Moreover, the numerical integration of all DE-DGNs intrinsically introduces a computation-accuracy trade-off, which is commonly explored through hyperparameter selection. As our experiments show, our message-passing architectures offer an approach to capture global interactions, but if one aims to obtain state-of-the-art results regardless of computational constraints and theoretical guarantees, other approaches may become superior by relaxing the given graph topology by means of Transformers or rewiring techniques. The latter, in particular, do not contrast with the methodology we present here, and might be used synergistically with our approach in future developments. Lastly, we note that the upper bound discussed in Appendix A.1 shows that the sensitivity of node states with respect to previous states may increase, potentially leading to gradient growth (although gradient explosion was not observed in our experiments), thus requiring additional care by the user, e.g., using normalized neighborhood aggregation functions.