

An alternative method for searching for dimuon displaced vertices in the short-range region with ATLAS and CMS

A. Santocchia

Via Pascoli, 06123-Perugia, Italy

^aINFN Sezione di Perugia and Perugia University Italy

Abstract

Search for BSM phenomena is one of the fundamental goals of the LHC experiments. Many BSM models foresee long-lived particles which decay far from the production vertex and a big effort has been done both by the ATLAS and CMS collaborations to detect these long-lived particles. A specific, widely studied, example for such searches is made through the measurement of displaced vertices produced by a narrow resonance decaying to a muon pair. This paper will first analyze what has been done so far and will try to evaluate if there are improvements which may allow enhancing the discovery potential at LHC for such particles. The outcome of this work is that while long-lived particles decaying more than 1 cm from the primary vertex have been carefully studied by ATLAS and CMS, the region within a few millimeters from the primary vertex may have been partially neglected. A new approach for searching such resonances, fully based on data, will then be proposed which allows minimizing systematic uncertainties while keeping at a maximum the discovery potentiality for long-lived neutral resonances which decay a few millimeters from the primary vertex.

Keywords: Long-Lived Particles, Displaced Vertices, LHC.

1. Introduction

The standard model (SM) of particle physics is one of the most powerful theory ever developed by mankind. His success has been experimentally confirmed in the past 30 years in many sectors, the last one being the discovery of the Higgs boson at the LHC [1, 2]. There are however many aspects that suggest that the SM is not the end of the story and a tremendous effort has been made to find new phenomena beyond the SM which could give a hint on how to extend it. One of the sectors where a big effort has been made recently by ATLAS [3], CMS [4] and LHCb [5], is the search of long-lived particles (LLPs). A LLP is an unstable particle with a decay length big enough to decay far from the production vertex and which travels a length measurable by a detector. There are many mod-

els (see [6] for a comprehensive review on theory and experiment results on LLP) which foresee such particles and the interest in such searches is very high.

Neutral LLPs can produce unique signatures, such as displaced vertices (DV) with respect to the primary vertex (PV), which could be detected by looking at the decay products. A simple option is to consider LLPs producing a narrow resonance decaying to $\mu^+\mu^-$. Generally speaking, this choice doesn't limit the power of the discussed method because it could be applied also to other decay channels where a displaced vertex could be detected.

In this paper I will first discuss what has been done up to now for detecting LLPs at ATLAS and CMS analyzing the different techniques used by both experiments. Subsequently, a reference model implemented in PYTHIA [7] will be intro-

duced and discussed, highlighting why it can be used to generate a LLP decaying to a lepton pair and why all the results obtained with this process could be used also for other models. Detector effects will be simulated using the Delphes [8] parametric simulation with a dedicated configuration card used to emulate the performance of the CMS detector. Finally, simulated events will be used to show that there are LLPs decaying to $\mu^+\mu^-$ which could go undetected with the methods used to date at LHC experiments and a new technique will be suggested to cover this unexplored area.

2. Review of LLP searches at LHC

There are two different complementary methods for searching LLP: inclusive or exclusive searches. In the first case, the search is mainly based on looking for a displaced vertex reconstructed from a muon pair or from one or more jets using their charged components measured in the tracking detector. The total invariant mass, built from the charged particles associated to the vertex, or the number of events detected are then used to look for any excess with respect to SM predictions. For exclusive searches, more complex topologies are tested, and the DV is associated with other leptons, jets or missing transverse energy. Topologies where the DV is not directly detectable because the decay products are neutral are also studied. Most of the time, however, inclusive and exclusive searches look for a DV: the farther the DV is from the PV, the more difficult is to measure it because of the deterioration of the tracking efficiency. On the other hand, there are very few, well known, SM particles which produce a DV within LHC detectors acceptance so all these searches are almost background free.

This paper discusses only the inclusive search of a neutral, narrow resonance decaying to a muon pair. Both ATLAS and CMS use a set of standard requirements to guarantee the quality of the muon sample. Special requirements are also used to minimize the contribution from cosmic ray muons which may be reconstructed as back-to-back muons. In the case of the two

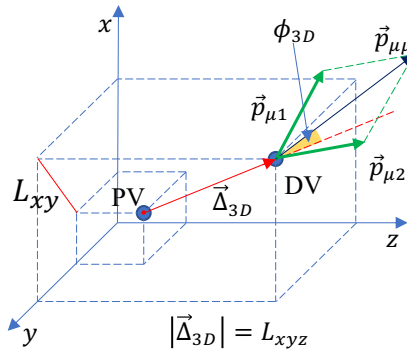


Figure 1: Schematic view of the ϕ_{3D} angle, L_{xy} and L_{xyz} .

muons inclusive LLP searches, the most common additional requirements are on the muon transverse impact parameter d_0 or its significance $|d_0/\sigma_d|$ where σ_d is the error on d_0 .

After the selection of the muon pair, a secondary vertex finding algorithm may be run. If the vertex is found, then typical additional requirements are on the distance L_{xy} in the transverse plane of the DV with respect to the PV or its significance $L_{xy}/\sigma_{L_{xy}}$ where $\sigma_{L_{xy}}$ is the error on L_{xy} . The distance L_{xyz} of the DV with respect to the PV or its significance $L_{xyz}/\sigma_{L_{xyz}}$ where $\sigma_{L_{xyz}}$ is the error on L_{xyz} is not used in any of the papers considered in this review. The main reason is probably the poor resolution of the longitudinal coordinate of the DV with respect to the resolution of the distance in the transverse plane. Another aspect that could drive this choice is the presence of pile-up events which could reduce the efficiency of selecting the correct PV: the PV-DV distance in the transverse plane does not depend on the presence of additional PVs along the beam direction while the 3D distance would change dramatically if the wrong PV is selected. Another kinematic quantity used is ϕ_{3D} : the angle between the PV-DV vector $\vec{\Delta}_{3D}$ (which represents the line of flight of the particle) and the momentum direction of the muon pair $\vec{p}_{\mu\mu}$. In the hypothesis of a LLP 2-body decay, this angle would be zero and any deviation would depend on the tracking resolution of the detector only. Figure 1 shows a schematic view of these quantities and table 1 reports a

summary of the main pre-selection cuts applied in all the papers published until 2023 by ATLAS and CMS for run 1 and run 2.

3. Analysis Strategy

The capability to detect a BSM particle thanks to a DV depends on particle properties and detector performances. Specifically, the number of events with a DV that a detector could measure may be calculated through

$$N = \mathcal{L}\sigma B_{\mu\mu}\epsilon_D, \quad (1)$$

where N is the number of events detected, \mathcal{L} is the integrated luminosity, σ is the production cross-section of the resonance, $B_{\mu\mu}$ is the branching fraction of the resonance decaying to $\mu^+\mu^-$, and ϵ_D is the detector efficiency (including the efficiency of the vertex finding algorithm) for the specific process. Going to a more detailed analysis, it's clear that the product $\sigma B_{\mu\mu}$ depends on the particle properties (i.e., on the chosen model), \mathcal{L} is fixed and also ϵ_D is fixed (depends on the detector). The efficiency to measure a DV depends on the distance traveled by the resonance before its decay, which depends on its momentum and lifetime τ . If the resonance lifetime is very short (below $\tau \sim 0.1$ ps, which corresponds to a $c\tau$ lower than $\sim 30\mu m$), then its decay products are named prompt, i.e. are consistent with originating from the PV because the detector can not distinguish such a small distance and its discovery cannot happen thanks to a DV search. On the contrary, if the lifetime is bigger, then the resonance may decay at a DV. The lifetime τ has an exponential distribution which depends on the mean lifetime $\langle\tau\rangle$. Both σ and $\langle\tau\rangle$ depend on the coupling constants of the BSM but, for the specific process discussed in this paper, they do not involve the same coupling constants (apart interference effects and higher order contributions): σ depends on the quarks-gluons coupling constants at the production vertex while $\langle\tau\rangle$ depends on the leptons coupling constants at the decay vertex.

There are several BSM models where a resonance with such characteristics is present and, regardless of the model itself, is it often possible

to set independently the quarks-gluons coupling constants and the leptons coupling constants to have a resonance with a lifetime in the interesting range. The cross-section σ could then be used to calculate the number of events produced in run 2 at LHC using eq. 1. This is the common approach in all LHC analyses: given a BSM model, a prediction for the number of expected events is compared with the SM expected number and, in case of no deviation, a limit is placed on the BSM parameters. The purpose of this paper is instead to evaluate if what has been done so far could be improved and the key question becomes: given a narrow resonance which decay to a $\mu^+\mu^-$ pair with a specific lifetime (which depends only on the lepton coupling constants), what is the minimal cross-section (times the branching ratio to $\mu^+\mu^-$) σ_D which may produce a discovery at the LHC run 2?

To answer this question, it is necessary to define what is the discovery condition. The standard criterion for claiming a discovery in particle physics is that the observed effect should have the equivalent of a five standard-deviation discrepancy with the Standard Model. This paper will use this discovery condition but inverting eq. 1: given the mass and mean lifetime of the resonance and the SM background distribution, it is possible to calculate the expected number of SM events at the resonance mass and, using the 5σ criterion, extrapolate the minimum $\sigma B_{\mu\mu}$ which will produce a 5σ discrepancy with respect to the SM background.

4. LLP Model and simulation

The benchmark model used in this study is the one [18] implemented in PYTHIA where a new $U(1)$ gauge group is considered for the production of a new neutral gauge boson Z' . By a suitable choice of the parameters, it is possible to simulate just about any imaginable Z' scenario, including one where the Z' lifetime is big enough to produce a DV. To fully explore the LHC scenario, 5 different mass points have been generated from 200 GeV to 1 TeV with 200 GeV steps. A proper choice of the model parameters will allow to generate a Z' with a mean

Paper	Year	\sqrt{s}	\mathcal{L} fb $^{-1}$	$ d_0 $	$ d_0 /\sigma_{d_0}$	χ^2_{vtx} fit	L_{xy}	$L_{xy}/\sigma_{L_{xy}}$	ϕ_{3D}
CMS 1 [9]	2013	7	5.1	-	2	5	-	5	NO
CMS 2 [10]	2015	8	20.5	-	12	5	-	-	2D
ATLAS 1 [11]	2019	13	32.9	-	-	NO	-	-	NO
ATLAS 2 [12]	2020	13	32.8	2	-	5	2	-	NO
ATLAS 3 [13]	2020	13	136	2	-	5	4	-	NO
CMS 3 [14]	2022	13	113	0.1	-	NO	-	-	NO
CMS 4 [15]	2022	13	101	-	2/1	5	-	-	2D
CMS 5 [16]	2023	13	97.6	-	6	10	-	6	2D
ATLAS 4 [17]	2023	13	139	0.1	-	NO	-	-	NO

Table 1: CMS and ATLAS muon inclusive searches (d_0 , σ_{d_0} , L_{xy} and $\sigma_{L_{xy}}$ are measured in mm). 2D in the table indicates that the ϕ_{3D} angle is used in the transverse plane.

lifetime in a range that produce a DV up to few meters away from the PV. The generated events are then passed to the Delphes simulation where a Vertex-Fitter code [19] is also run to identify the PV and the dimuon vertex, which, depending on the model parameters, may coincide with the PV or generate a DV.

To estimate the LHC sensitivity to the signal, the 3 main SM background processes have been also generated and simulated using PYTHIA and MADGRAPH [20]: Drell-Yan production $p\bar{p} \rightarrow \gamma/Z^0 \rightarrow \mu^+\mu^-$, $t\bar{t}$ production and single-top production (s -channel, t -channel and tW). All simulated samples include an average of 35 pile-up events. Because the target is to analyze the effectiveness of the LHC run 2 analysis listed in table 1, both the signal and the background processes have been normalized to an integrated luminosity of $\mathcal{L} = 140 \text{ fb}^{-1}$. A basic set of cuts has been used to select $pp \rightarrow \mu\mu$ events:

- at least 2 opposite-charge muons with $p_T > 30(10) \text{ GeV}/c$ for the most (second) energetic muon;
- $|\eta| < 2.4$ for both muons;
- relative charged isolation defined as $\sum p_T/p_T^\mu < 0.3$ and the sum is extended to all tracks with $\Delta R = \sqrt{\Delta\phi^2 + \Delta\eta^2} < 0.3$.

The width of the BSM resonance depends on its lifetime and above $\langle\tau\rangle \sim 10^{-25} \text{ s}$, the Z' width is too small to be measured with LHC detectors and the measured width is basically given by the

dimuon mass resolution of the detector (which therefore depends only on the Z' mass). The mass resolution has been extracted from the simulation of the Z' signal and varies from 3.8 GeV for $m_{Z'} = 200 \text{ GeV}$ up to 54.4 GeV for $m_{Z'} = 1 \text{ TeV}$.

The last ingredient which allows to calculate σ_D as a function of the LLP mean lifetime $\langle\tau\rangle$ is then given by the equation

$$\tau = \frac{L_{xyz}}{c\beta\gamma} = \frac{mL_{xyz}}{|\vec{p}|}, \quad (2)$$

where m is the mass of the LLP, L_{xyz} is the PV-DV distance and \vec{p} is the LLP momentum. At generator level, the mean Z' lifetime $\langle\tau\rangle$ may be calculated from the exponential fit of the Z' lifetime distribution obtained using eq. 2. From an experimental point of view, equation 2 shows that, given a model which foresees a narrow resonance with a given mass and mean lifetime, the number of LLPs which can be detected depends on the momentum spectrum (the larger the LLP momentum, the greater the distance traveled before the LLP decay). It's important to underline that the momentum spectrum of such narrow resonance produced in the s -channel at LHC will be the same regardless of the chosen BSM model.

Putting together all the ingredients, the recipe to calculate σ_D is the following: for each set of the Z' PYTHIA parameters, 50000 events have been generated and simulated with Delphes. The generated mean lifetime is calculated using the distance between the generated PV and DV of

the Z' . The number of signal events $N_S = \sigma_D \epsilon \mathcal{L}$ which pass a specific selection for $\mathcal{L} = 140 \text{ fb}^{-1}$, is obtained from the integral of the invariant dimuon mass distribution over the range $[m - 2\Gamma, m + 2\Gamma]$ where Γ is the experimental width of the Z' . The number of background events N_B is obtained from the background only distribution integrated over the same mass range used for the signal sample. Finally, the discovery cross-section σ_D is calculated from

$$\sigma_D = \frac{5\sqrt{N_B}}{\epsilon_D \mathcal{L}}, \quad (3)$$

where the factor 5 is for the common 5σ discovery condition.

5. Results

Table 1 indicates clearly that two quantities are mainly used to identify a DV: the muons transverse impact parameter d_0 for both muons and the distance L_{xy} . Different selection cuts are applied to these 2 quantities or to their significance. A full scan of these parameters together with the 3D distance L_{xyz} and its significance could give an indication on what is the best approach for a LLP search. For each variable, the discovery cross-section is calculated using the base cuts described in section 4 together with a single cut on one of the 6 variables considered. The chosen ranges for each variable are the following: $d_0 \in [0, 0.1]$ mm, L_{xy} and L_{xyz} in $[0, 2]$ mm and all significance $|d_0/\sigma_{d_0}|$, $L_{xy}/\sigma_{L_{xy}}$ and $L_{xyz}/\sigma_{L_{xyz}}$ in $[0, 20]$.

As an example, fig. 2 show the discovery cross-section σ_D for a 400 GeV Z' as a function of its mean lifetime and transverse impact parameter cut used in the selection. The area above each curve represents the combination of Z' parameters that may lead to a discovery at LHC while the area below indicates a combination of Z' parameters which gives too few events to allow for a discovery using the 5σ criterion. It's evident that below $\langle\tau\rangle \simeq 0.1$ ps (which corresponds to a $c\langle\tau\rangle \simeq 30\mu\text{m}$) the distance between the PV and the DV is too small for the actual generation of LHC detectors and the 2 muons from the Z' decay are prompt: in this case the best

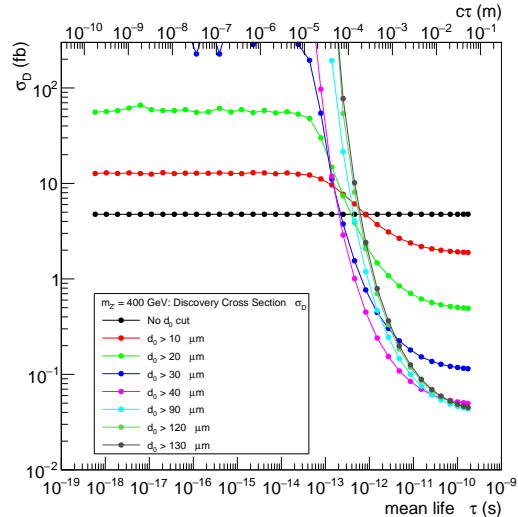


Figure 2: Discovery cross-section σ_D for different transverse impact parameter cuts for a 400 GeV Z' .

approach is to avoid any cut on the transverse impact parameter. Above $\langle\tau\rangle \simeq 30$ ps (which corresponds to a $c\langle\tau\rangle \simeq 10$ mm), the σ_D shape is flat and there is no improvement in going to a d_0 cut bigger than $\simeq 90 \mu\text{m}$. A full scan of the 6 variables listed above allows to identify the best variable/cut value pair for different mean lifetime to maximize the discovery potential of a Z' resonance with a mass up to 1 TeV.

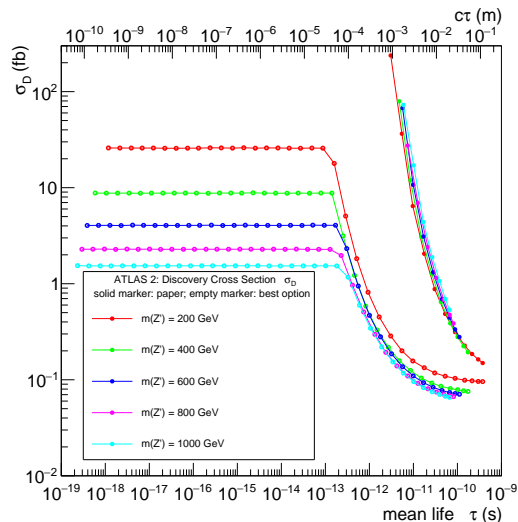


Figure 3: Discovery cross-section σ_D for the best combination and "ATLAS 2" paper [12].

A better understanding of the discovery po-

tential could be seen in fig. 3 where (as an example) the best combination obtained from the full 6-variables scan (extended to the 5 Z' masses discussed here) is compared to the σ_D obtained using the set of cuts applied in one of the ATLAS papers normalized to $\mathcal{L} = 140 \text{ fb}^{-1}$ (see table 1). This comparison shows that the set of cuts used in ref. [12] is not optimized for a Z' with a $c\langle\tau\rangle$ below few cm.

6. The $\cos\phi_{3D}$ approach

In the previous section it was shown that LHC experiments can improve LLP searches by optimizing the main variables cuts used to select signal events. The most interesting region to study is where the mean path of the LLP resonance is at most few mm. In this region, however, the SM background due to detectors effects is not negligible, and therefore it is necessary to develop an appropriate strategy to evaluate it. All the previous plots have been produced assuming that simulated events represents correctly data distributions but for the 6 variables considered, it is known that also full simulated events are not good enough to represent correctly background distributions and all the papers listed in Tab. 1 prefer to evaluate it directly from data. It is evident that the final result will depend on the chosen procedure for the background evaluation and the capability to keep under control all the systematic uncertainties.

The new proposed approach will use the ϕ_{3D} angle introduced in section 1 for reducing at a minimum the systematic uncertainties: above $m(\mu\mu) = 200 \text{ GeV}$ there are no SM resonances and the $\vec{\Delta}_{3D}/\vec{p}_{\mu\mu}$ vector directions will be fully uncorrelated. The distribution of $\cos\phi_{3D}$ would be fully symmetric around $\cos\phi_{3D} = 0$ while for a LLP decaying far from the PV, the $\cos\phi_{3D}$ distribution will be strongly peaked at 1. The dimuon invariant mass distribution could be therefore divided in 2 different distributions: the Plus-distribution (P-distribution: dimuon invariant mass where $c_\phi \leq \cos\phi_{3D} \leq 1$) and the Minus-distribution (M-distribution: dimuon invariant mass where $-1 \leq \cos\phi_{3D} \leq -c_\phi$), where c_ϕ may be chosen in the range $[0, 1]$. For SM

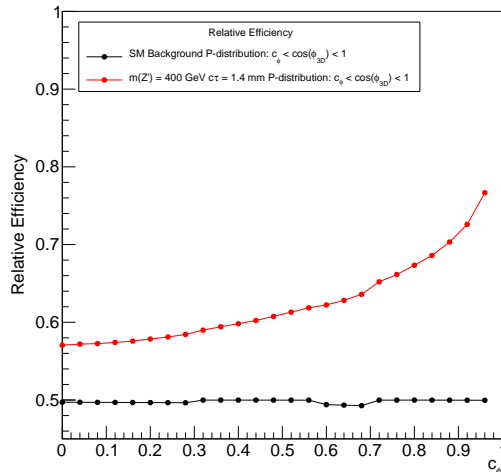


Figure 4: Relative efficiency for the P- and M-distribution as a function of c_ϕ .

background events, the P- and M-distribution will be identical within statistical errors, while a LLP will produce a strong peak in the P-distribution only. Fig. 4 shows this effect for SM background and a 400 GeV Z' with $c\langle\tau\rangle = 1.4 \text{ mm}$: for SM background, the relative efficiency is always 50% (within statistical error) and the P/M-distribution are identical; for a LLP, the higher the cut on the c_ϕ , the greater will be the P- relative efficiency with respect to the M-distribution (as an example, using Fig. 4, for $c_\phi = 0.90$, the relative efficiency will be 72% for the P- and 28% for the M-distribution).

An example is shown in fig. 5 where a 400 GeV Z' signal with $c\tau = 1.4 \text{ mm}$ and $\sigma B_{\mu\mu} = 2.1 \text{ fb}$ has been added to the SM background. The selection applied is $|d_0/\sigma_{d_0}| \geq 1.0$ and $c_{\phi_{3D}} = 0.90$. This approach offers an undisputed advantage with respect to other methods: almost all systematic uncertainties could be neglected because they will affect at the same level both the P- and M-distributions. The only check needed (and eventually considered as a systematic effect) is to verify that the P- and M-distributions are identical within statistical errors.

The discovery cross-section can be obtained using again eq. 3 calculating the number of events N_P and N_M over the range $[m - 2\Gamma, m + 2\Gamma]$ in the P- and M-distributions: $N_{P/M} =$

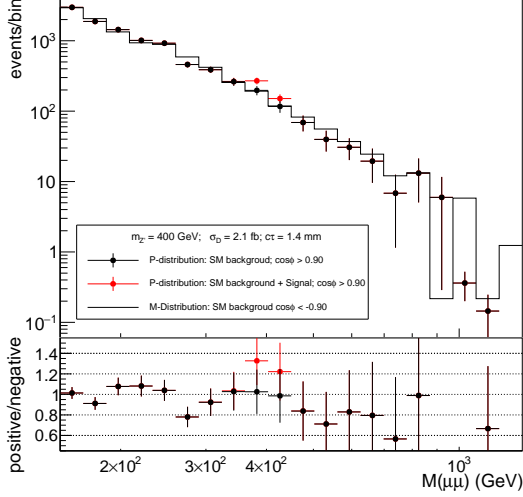


Figure 5: Dimuon invariant mass P-distributions for SM background events only and with a 400 GeV Z' with $c\langle\tau\rangle = 1.4$ mm superimposed ($|d_0/\sigma_{d_0}| \geq 1.0$ and $c_{\phi_{3D}} = 0.90$). The M-Distribution with or without the Z' signal are almost identical and cannot be distinguished in the plot

$B_{P/M} + \sigma_D \mathcal{L} \epsilon_{P/M}$ where $B_{P/M}$ are respectively the SM background P- and M-distribution, $\sigma_D \mathcal{L} \epsilon_{P/M}$ are the Z' P- and M- contribution and the significance is $(N_P - N_M)/\sqrt{N_M}$. Requesting the 5σ discovery condition will allow calculating σ_D as a function of the Z' mass and lifetime. Six different $c_{\phi_{3D}}$ values in the range $[0, 0.98]$ have been used together with the 6 variables already discussed. A cross-check of the goodness of the P/M method can be done using a profile likelihood ratio as a statistical test to calculate the significance of the signal. Assuming a Gaussian signal with mean value equal to 400 GeV and width equal to the mass resolution (11.4 GeV for a 400 GeV Z'), the background given by the M-distribution and the data by the P-distribution, the calculated significance is 5.12 in agreement with the 5σ discovery condition.

Fig. 6 compares the best combination and 3 different selections using the P/M approach for a 400 GeV Z' : again, below $\langle\tau\rangle \simeq 0.1$ ps, there is no improvement in using any specific selection: all muons are prompt, and DVs are not distinguishable from the PV. Above $\simeq 10$ ps, there are virtually no SM background events: all reconstructed DVs are due to detector effects or

mis-reconstructed cosmic rays. The full scan of the 6 considered variables shows that the significances $|d_0/\sigma_{d_0}|$ and $L_{xyz}/\sigma_{L_{xyz}}$ are the most powerful quantities to select LLPs. In the region between 0.1 and 10 ps however, the P/M approach has many advantages with respect to previous published methods: σ_D is comparable with the ideal best combination but virtually all systematic uncertainties normally studied could be neglected because affect identically both the P- and M-distribution.

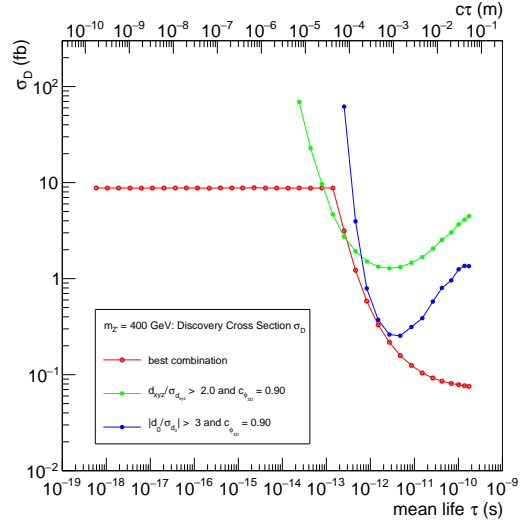


Figure 6: Discovery cross-section σ_D for a 400 GeV Z' resonance: ideal best combination and 2 possible choice of the $\cos\phi_{3D}$ approach.

7. Conclusions

Searches of LLPs are widely used at LHC experiments for BSM particles discovery. This paper has shown that a careful study is needed to fully exploit tracker detector potentialities for a DV within few mm from the PV and a full-simulation study is needed to confirm the outcome of this paper: the best approach to search for neutral resonances which decay within a few mm from the PV is to use $|d_0/\sigma_{d_0}|$ and $L_{xyz}/\sigma_{L_{xyz}}$ for pre-selecting the muon pairs. However, also full simulation for these quantities are far from being perfect and a robust search will have to be based on data only. Finally, a new approach has been proposed which is based on

exploiting the properties of the ϕ_{3D} angle. This new approach, fully based on data, allows reducing at a minimum the systematic uncertainties while keeping at best the capability to detect a BSM resonance which decays nearby the PV.

Acknowledgments

I'm grateful to Gian Mario Bilei, Livio Fanó, Michele Gallinaro, Valentina Mariani, Simone Pacetti, Matteo Presilla and Alessandro Rossi for many useful discussions and comments on the manuscript.

References

- [1] G. Aad, et al., Observation of a new particle in the search for the Standard Model Higgs boson with the ATLAS detector at the LHC, *Phys. Lett. B* 716 (2012) 1–29. [arXiv:1207.7214](#), [doi:10.1016/j.physletb.2012.08.020](#).
- [2] S. Chatrchyan, et al., Observation of a New Boson at a Mass of 125 GeV with the CMS Experiment at the LHC, *Phys. Lett. B* 716 (2012) 30–61. [arXiv:1207.7235](#), [doi:10.1016/j.physletb.2012.08.021](#).
- [3] G. Aad, et al., The ATLAS Experiment at the CERN Large Hadron Collider, *JINST* 3 (2008) S08003. [doi:10.1088/1748-0221/3/08/S08003](#).
- [4] S. Chatrchyan, et al., The CMS Experiment at the CERN LHC, *JINST* 3 (2008) S08004. [doi:10.1088/1748-0221/3/08/S08004](#).
- [5] A. A. Alves, Jr., et al., The LHCb Detector at the LHC, *JINST* 3 (2008) S08005. [doi:10.1088/1748-0221/3/08/S08005](#).
- [6] J. Alimena, et al., Searching for long-lived particles beyond the Standard Model at the Large Hadron Collider, *J. Phys. G* 47 (9) (2020) 090501. [arXiv:1903.04497](#), [doi:10.1088/1361-6471/ab4574](#).
- [7] T. Sjostrand, S. Mrenna, P. Z. Skands, PYTHIA 6.4 Physics and Manual, *JHEP* 05 (2006) 026. [arXiv:hep-ph/0603175](#), [doi:10.1088/1126-6708/2006/05/026](#).
- [8] J. de Favereau, C. Delaere, P. Demin, A. Giammanco, V. Lemaitre, A. Mertens, M. Selvaggi, DELPHES 3, A modular framework for fast simulation of a generic collider experiment, *JHEP* 02 (2014) 057. [arXiv:1307.6346](#), [doi:10.1007/JHEP02\(2014\)057](#).
- [9] S. Chatrchyan, et al., Search in Leptonic Channels for Heavy Resonances Decaying to Long-Lived Neutral Particles, *JHEP* 02 (2013) 085. [arXiv:1211.2472](#), [doi:10.1007/JHEP02\(2013\)085](#).
- [10] V. Khachatryan, et al., Search for long-lived particles that decay into final states containing two electrons or two muons in proton-proton collisions at $\sqrt{s} = 8$ TeV, *Phys. Rev. D* 91 (5) (2015) 052012. [arXiv:1411.6977](#), [doi:10.1103/PhysRevD.91.052012](#).
- [11] M. Aaboud, et al., Search for long-lived particles in final states with displaced dimuon vertices in pp collisions at $\sqrt{s} = 13$ TeV with the ATLAS detector, *Phys. Rev. D* 99 (1) (2019) 012001. [arXiv:1808.03057](#), [doi:10.1103/PhysRevD.99.012001](#).
- [12] G. Aad, et al., Search for displaced vertices of oppositely charged leptons from decays of long-lived particles in pp collisions at $\sqrt{s} = 13$ TeV with the ATLAS detector, *Phys. Lett. B* 801 (2020) 135114. [arXiv:1907.10037](#), [doi:10.1016/j.physletb.2019.135114](#).
- [13] G. Aad, et al., Search for long-lived, massive particles in events with a displaced vertex and a muon with large impact parameter in pp collisions at $\sqrt{s} = 13$ TeV with the ATLAS detector, *Phys. Rev. D* 102 (3) (2020) 032006. [arXiv:2003.11956](#), [doi:10.1103/PhysRevD.102.032006](#).
- [14] A. Tumasyan, et al., Search for long-lived particles decaying to leptons with large impact parameter in proton–proton collisions at $\sqrt{s} = 13$ TeV, *Eur. Phys. J. C* 82 (2) (2022) 153. [arXiv:2110.04809](#), [doi:10.1140/epjc/s10052-022-10027-3](#).
- [15] A. Tumasyan, et al., Search for long-lived particles decaying into muon pairs in proton-proton collisions at $\sqrt{s} = 13$ TeV collected with a dedicated high-rate data stream, *JHEP* 04 (2022) 062. [arXiv:2112.13769](#), [doi:10.1007/JHEP04\(2022\)062](#).
- [16] A. Tumasyan, et al., Search for long-lived particles decaying to a pair of muons in proton-proton collisions at $\sqrt{s} = 13$ TeV, *JHEP* 05 (2023) 228. [arXiv:2205.08582](#), [doi:10.1007/JHEP05\(2023\)228](#).
- [17] G. Aad, et al., Search for pairs of muons with small displacements in pp collisions at $\sqrt{s} = 13$ TeV with the ATLAS detector (5 2023). [arXiv:2305.02005](#).
- [18] C. Ciobanu, T. Junk, G. Veramendi, J. Lee, G. De Lentdecker, K. S. McFarland, K. Maeshima, Z' generation with PYTHIA (7 2005). [doi:10.2172/15020136](#).
- [19] F. Bedeschi, [A stand-alone vertex-fitting algorithm](#), FCC-ee topical meeting on vertexing - combined Phys Performance + Software, 10 Feb 2021, CERN (2021). URL <https://indico.cern.ch/event/1003610/>
- [20] J. Alwall, R. Frederix, S. Frixione, V. Hirschi, F. Maltoni, O. Mattelaer, H. S. Shao, T. Stelzer, P. Torrielli, M. Zaro, The automated computation of tree-level and next-to-leading order differential cross sections, and their matching to parton shower simulations, *JHEP* 07 (2014) 079. [arXiv:1405.0301](#), [doi:10.1007/JHEP07\(2014\)079](#).