

REVECA: Adaptive Planning and Trajectory-based Validation in Cooperative Language Agents using Information Relevance and Relative Proximity

SeungWon Seo^{*1}, SeongRae Noh^{*1}, Junhyeok Lee¹, SooBin Lim¹,
Won Hee Lee¹, HyeongYeop Kang^{o2}

¹Kyung Hee University, Yongin, Republic of Korea

²Korea University, Seongbuk-gu, Republic of Korea

{ssw03270, rhosunr99, bluehyena123, dnpcs, whlee}@khu.ac.kr, {siamiz_hkang}@korea.ac.kr

Abstract

We address the challenge of multi-agent cooperation, where agents achieve a common goal by cooperating with decentralized agents under complex partial observations. Existing cooperative agent systems often struggle with efficiently processing continuously accumulating information, managing globally suboptimal planning due to lack of consideration of collaborators, and addressing false planning caused by environmental changes introduced by other collaborators. To overcome these challenges, we propose the **RE**levance, **P**roximity, and **V**alidation-Enhanced Cooperative Language Agent (REVECA), a novel cognitive architecture powered by GPT-4o-mini. REVECA enables efficient memory management, optimal planning, and cost-effective prevention of false planning by leveraging Relevance Estimation, Adaptive Planning, and Trajectory-based Validation. Extensive experimental results demonstrate REVECA's superiority over existing methods across various benchmarks, while a user study reveals its potential for achieving trustworthy human-AI cooperation.

Introduction

Digital agents collaborating with humans are crucial in games, educational platforms, and virtual universes. Commonly referred to as Non-Player Characters, these agents play a crucial role in enhancing user immersion in commercial applications, where they assist users in achieving desired objectives. However, these agents operate on prescribed behaviors, limiting their adaptability to complex scenarios and rich conversations with humans. Inspired by the reasoning and communication capabilities of Large Language Models (LLMs) (Li et al. 2023b), we aim to create agents that use LLMs for more effective cooperation in complex environments and improved communication with humans, surpassing traditional methods relying on static, learnable models or reinforcement learning (RL).

This paper introduces REVECA, a **RE**levance, **P**roximity, and **V**alidation-Enhanced Cooperative Language Agent, an LLM-based agent framework addressing decentralized control, costly communication, complex tasks, partially observable environments, and noisy settings. Similar to prior

work (Zhang et al. 2023b), we mainly focus on Virtual-Home (Puig et al. 2018), the multi-objective household tasks using well-constructed virtual settings. Specifically, we focus on two decentralized agents cooperating on a multi-objective, long-horizon household task under complex partial observations. Additionally, continuous communication incurs time costs, and irrelevant dummy objects add noise, complicating the environment.

The primary advancements of REVECA over previous works are threefold. Firstly, REVECA significantly reduces both the computational complexity and memory demands of the planning by prioritizing information based on its relevance to the task objectives. This allows the agent to focus on the most pertinent data, thereby maintaining robust performance even in noisy environments typical of real-world scenarios. Information relevance is assessed at the point of acquisition, utilizing the reasoning capabilities of LLMs. Previous research (Zhang et al. 2023b; Li et al. 2023d) stored all scene information in memory, but this led to performance issues due to the fixed context window of LLMs. Some studies (Zhang et al. 2023a, 2024) used queues to retain recent K pieces of information, but this led to suboptimal planning due to limited historical data.

Secondly, REVECA enhances plan optimality by incorporating the relative proximity between collaborators and task objectives. This relative proximity is assessed by inferring potential interaction between collaborators and task objectives, utilizing LLMs and agent's observation data. Previous research on distributed cooperation within partially observed environments (Zhang et al. 2023b,a) has shown that individual agents may be unable to determine whether their optimal plan aligns with the group's best outputs, often leading to suboptimal collective outcomes.

Lastly, REVECA mitigates the occurrence of false plans by implementing a cost-effective plan validation process. In partially observable environments with multiple task objectives, a collaborator's task completion may not be immediately updated in the agent's memory, leading to the creation of redundant plans. To address this, REVECA estimates the likelihood that a collaborator has already completed a given task by inferring potential interaction trajectories. This inference is based on LLMs and historical observation data to predict the collaborators' trajectories, spanning from the last retrieval of the collaborator's information to the current

*These authors contributed equally.

^oCorresponding author.

time. Traditional methods (Li et al. 2023c) rely on constant communication for updates, which is costly and prohibitive when cooperating with humans.

To demonstrate REVECA’s contributions, this paper presents the results of comparative analysis, ablation studies, and user studies conducted in three multi-room simulation environments: Communicative Watch-And-Help (C-WAH) (Zhang et al. 2023b), ThreeDWorld Multi-Agent Transport (TDW-MAT) (Zhang et al. 2023b), and Noisy-C-WAH. Noisy-C-WAH, a variant of C-WAH with dummy obstacles that are interactive but unrelated to the task objectives, was used to evaluate REVECA’s performance in noisy conditions. To further assess the generalization capability of our architecture in a fully observable environment without any modification, the Overcooked-AI (Carroll et al. 2019) environment is also included in the experiments. Results demonstrate that REVECA outperforms recent approaches in terms of success rates, efficiency, and robustness.

Related Work

Cooperative Agents with RL

Research on cooperative agents has a long history (Stone and Veloso 2000; Gronauer and Diepold 2022). The traditional cooperative agent has been studied across various directions, mainly leveraging RL techniques to enable cooperation with diverse collaborators and adapt to dynamic environments (Misra et al. 2018; Amato et al. 2019; Jaderberg et al. 2019; Strouse et al. 2021; Yu et al. 2022; Zhao et al. 2023; Li et al. 2023e, 2024; Zhong et al. 2024). These approaches have facilitated the development of agents that can autonomously learn to cooperate by maximizing cumulative rewards through trial and error in various simulated settings. Notable studies have explored aspects such as mapping state spaces to actions effectively (Misra et al. 2018) and enhancing the robustness of learning algorithms in multi-agent systems (Amato et al. 2019).

To evaluate these approaches, some other researchers have aimed to develop platforms that can test the performance of cooperative agents (Lowe et al. 2017; Savva et al. 2019; Xiang et al. 2020; Puig et al. 2020; Padmakumar et al. 2022; Li et al. 2023a; Zhou et al. 2024). These provide standardized environments to benchmark the performance and generalization capabilities of the agents.

Planning and Decision Making with LLMs

Despite the various studies aimed at developing cooperative agents, a major limitation of previous work has been the lack of natural language-based communication between agents (Das et al. 2018; Carroll et al. 2019; Jaderberg et al. 2019; Puig et al. 2020). Effective language-based communication is crucial for enhancing collaboration, particularly in complex multi-agent environments and when collaborating with humans (Lazaridou, Peysakhovich, and Baroni 2016).

Recently, the advanced reasoning and natural language processing capabilities of LLMs have significantly enhanced agents’ decision-making (Li et al. 2022; Wang et al. 2023; Huang et al. 2023; Yuan et al. 2023) and planning abilities (Huang et al. 2022b,a; Li et al. 2023c; Wang et al. 2024).

The integration of LLMs has also significantly improved the development of cooperative LLM-based embodied agents (Zhang et al. 2023b,a; Li et al. 2023d; Zhang et al. 2024). These agents utilize LLMs to understand the environment, plan tasks, and facilitate communication with both human users and other agents. However, existing studies encounter suboptimal performance due to inherent challenges associated with LLMs, such as performance degradation when processing large volumes of input data (Levy, Jacoby, and Goldberg 2024), and inadequate reasoning abilities in handling complex reasoning tasks (Ullman 2023). Furthermore, these studies struggle with the issue of false planning in decentralized and dynamic multi-agent environments. One potential solution involves employing plan evaluation strategies (Madaan et al. 2024; Shinn et al. 2023); however, they have primarily been explored within static, single-agent environments. Another solution is to implement constant communication between collaborators (Li et al. 2023c); however, this incurs substantial communication overhead, making it particularly impractical in scenarios involving human collaborators (Zhang et al. 2023b).

To address the limitations of previous works, we introduce REVECA, an LLM-based cooperative embodied agent framework. REVECA facilitates efficient memory management, optimal planning, and cost-effective prevention of false planning by leveraging information relevance, relative proximity, and plan validation.

Problem Definition

The problem setting of our work is an extension of the decentralized partially observable Markov decision process (DEC-POMDP). Following previous conventions (Bernstein, Zilberstein, and Immerman 2000; Spaan, Gordon, and Vlassis 2006; Zhang et al. 2023b, 2024), our problem is defined as follows. In a state space S , N agents collaborate to achieve a *common goal* $G = \{g_1, \dots, g_v\}$, which consists of v sub-goals. M and A are the memory set and action set of the agent. The memory structure is defined as $M = M_o \cup M_c$, where M_o is *observation memory*, containing object information I_o prioritized based on its relevance to the G , with relevance scores $R = \{Strong, Medium, Low, None\}$. *Strong*, assigned by the agent at observation time, indicates the highest priority. M_c is *collaborator memory*, containing collaborator information I_c . It consists of information about collaborators, including both historical data extracted from the conversation logs and directly observed information in a decentralized, partially observable environment. It encompasses a sequence of communication messages σ_i from the respective collaborator, annotated with the corresponding simulation step i . The Action set $A = A_c \cup A_l$ comprises A_c , which consists of actions related to the transmission of a message σ to a collaborator, and A_l , which consists of pre-defined actions essential for task execution, as specified in the *low-level action skill book*. For simulation steps $i = \{1, \dots, H\}$, the state transition function T governs the transition from state s_i to state s_{i+1} based on the action a_i , denoted as $T(s_{i+1}, s_i, a) = p(s_{i+1}|s_i, a_i)$. The probability of an agent taking action a_i according to the plan π_i in state s_i is given by $p(a_i|s_i) = p(a_i|\pi_i, s_i)p(\pi_i|s_i, M_i)$. The

simulation runs for a maximum of H steps and will terminate under any of the following conditions: the completion of all sub-goals, reaching the step limit H , or the depletion of viable actions for all agents.

REVECA framework

Our framework comprises six modules: 1) Communication Module, 2) Observation Module, 3) Memory Module, 4) Planning Module, 5) Validation Module, and 6) Execution Module. These modules incorporate three key processes: Relevance Estimation, Adaptive Planning, and Trajectory-based Validation.

Communication Module facilitates information sharing between agents through natural language, leveraging the advanced capabilities of recent LLMs (Bubeck et al. 2023).

Observation Module is responsible for collecting and categorizing environmental data into four levels of relevance, based on what the agent can observe from its current location. Note that the partial observation environment restricts the agent’s observational scope.

Memory Module comprises four components: *common goal*, *observation memory*, *collaborator memory*, and a *low-level action skill book*. This module is responsible for storing, updating, and managing data critical to the agent’s decision-making processes.

Planning Module retrieves K information data from the M_o and adaptively generates the plan π , using relevance scores and relative proximity.

Validation Module estimates the likelihood that a collaborator has already completed a given task goal by predicting the collaborator’s trajectories. If the plan generated by the Planning Module involves a task goal that has a high probability of being completed by a collaborator, the plan is identified as a false plan, prompting its reformulation.

Execution Module executes validated plans using the pre-defined *low-level action skill book*, which are implemented in Python. The skill book is provided by the benchmark framework.

These modules are invoked throughout REVECA’s iterative workflow phases: Observation Time, Planning Time, and Validation Time. Further details on the modular design of REVECA are provided comprehensively in the supplementary materials, and a demonstration is showcased in the accompanying video.

Communication for information sharing

The Communication Module, which facilitates information sharing through natural language, is invoked in four cases. First, at the initiation of the simulation, all agents exchange their initial positions and information regarding surrounding objects. Second, when an agent requires another agent’s task history for validation purposes. Third, when an agent needs to provide its task history in response to a validation request. Finally, when a sub-goal is completed, the achievement is announced to all other agents.

Observation Time: Relevance Estimation

During the Observation Time, the Observation Module acquires raw scene information and refines it into I_o . I_o en-

compasses details about objects such as their 3D positions, object IDs and names, room IDs and names, available actions, and object states. In a multi-room environment, the agent’s observations are restricted to objects and collaborators within its current room; objects within closed containers (e.g., cabinets or boxes) remain unobserved until accessed. I_o is assigned a R , evaluated by LLMs based on the G . This relevance-based prioritization avoids the reference of all memory entries and simplifies the LLM-based planning process by focusing on the most pertinent information.

I_c is obtained either through direct observation of the collaborator or via natural language communication with other agents. After the communication session terminates, I_c is refined by integrating relevant details extracted from the conversation log using LLMs with information obtained through direct observation. I_c includes the collaborator’s held objects, current position, message, and the history of completed plans.

Both I_o and I_c are stored within the Memory Module as M_o and M_c , respectively. An example of how the relevance score is determined and how data is extracted from a communication message is depicted in Figure 1(a).

Planning Time: Adaptive Planning

The Planning Module begins by retrieving K pieces of I_o based on their relevance score and the agent’s relative proximity to the associated objects. The relative proximity is calculated as the current distance between the agent, the object position stored in I_o , and the most recent positions of the collaborators stored in I_c . First, all instances of I_o stored in M_o are sorted in descending order according to their relevance score R . For information entries with identical relevance scores, prioritization is further refined by calculating the relative proximity P . Although proximity is naturally a continuous measure, we found that converting numerical distance into corresponding natural language descriptions (e.g. I’m closer than Bob, I’m farther than Bob) significantly enhances LLMs performance. LLMs then utilize zero-shot chain-of-thought prompting (CoT) (Kojima et al. 2022) to generate the plan π by including the retrieved K pieces of I_o , relevance score, and relative proximity in the input prompt, as illustrated in Figure 1(b). To facilitate this process, the agent’s current information including the held object, current position, and completed plan history is incorporated to prompt as additional context.

This approach implicitly guides the Planning Module in generating a globally optimal plan among collaborators based on relevance scores and relative proximity.

Validation Time: Trajectory-based Validation

Even a well-constructed plan can become invalid due to environmental changes caused by collaborators during the interval between observation and planning. In partially observable environments, detecting such changes poses a significant challenge for the agent.

A straightforward method to resolve this issue is to revisit the object’s location or query all collaborators about their interactions. However, this can lead to inefficient path

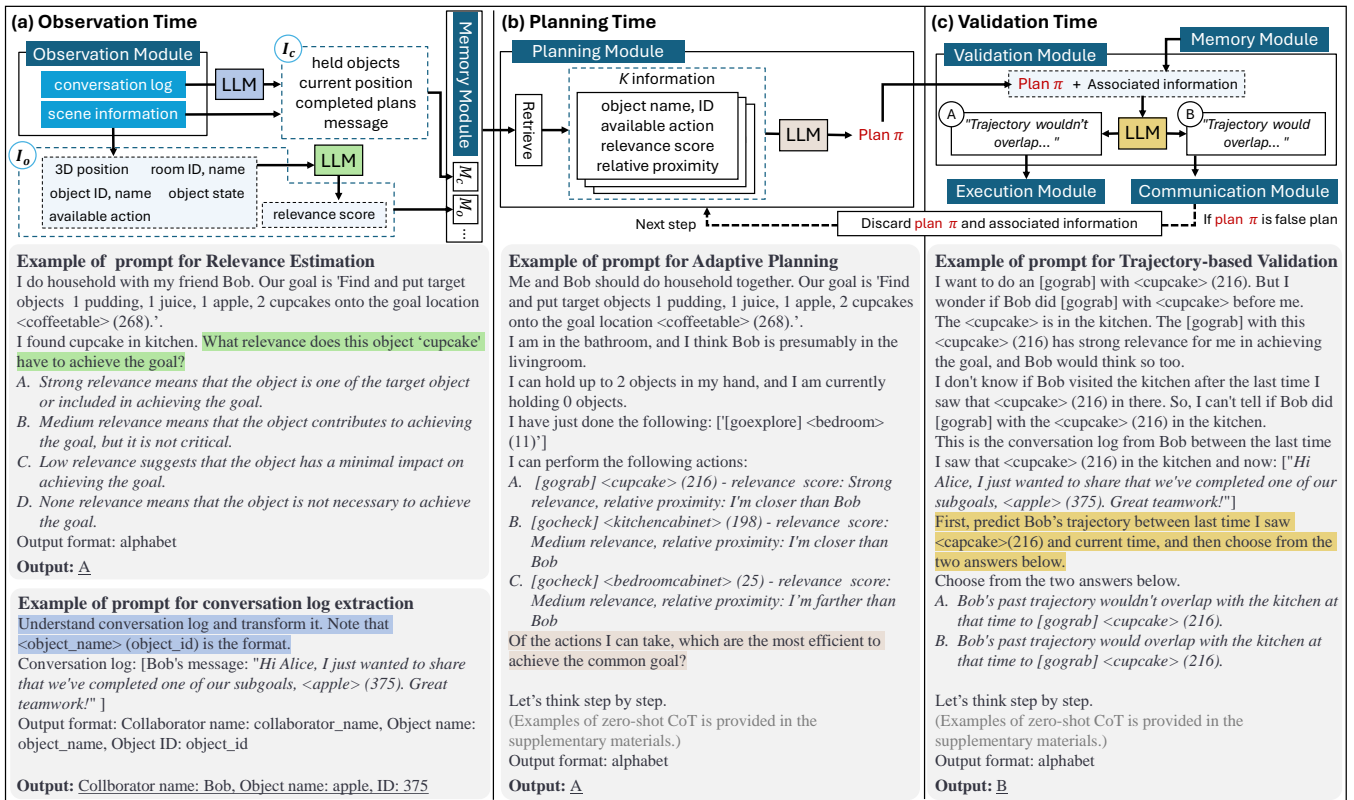


Figure 1: The REVECA process workflow ensures efficient memory management, optimal planning, and cost-effective prevention of false planning through three phases: (a) Observation Time, (b) Planning Time, and (c) Validation Time.

planning and incur substantial communication costs, which is particularly impractical when collaborating with humans.

To address this, REVECA's Validation Module incorporates Trajectory-based Validation, which estimates the validity of a plan using both M_o and M_c . To validate a plan π generated by the Planning Module, the agent predicts each collaborator's past trajectory τ_i , where $1 \leq i \leq N-1$, covering the period from the acquisition time of information used for planning α to the Planning Time β , where $1 \leq \alpha \leq \beta \leq H$. To construct τ_i , all relevant information about collaborator i is retrieved from M_c , along with the relevance scores and I_o from M_o , specifically focusing on the information stored between simulation steps α and β . Given the discontinuity in the associated I_o used in the plan, LLMs' reasoning capabilities are leveraged to infer the missing information, thereby constructing trajectory τ_i .

Based on the plan validity check, if it is determined that no collaborator is likely to have interacted with the object, the agent assumes the plan is valid and proceeds with execution. Otherwise, the agent first sends a message via the Communication Module to the collaborator with the highest interaction probability to confirm the prediction. If the collaborator confirms the interaction, it indicates that the current plan π is a false plan. Consequently, the agent discards both the π and associated I_o used in its formulation and then proceeds with a new planning process during the planning time of the next step. If the collaborator denies the interac-

tion, the agent discards the corresponding τ and queries the next collaborator with the second-highest interaction probability, repeating this process until no potential candidates remain. If all collaborators deny the interaction, indicating current plan π is not a false plan, the agent deems the plan π valid and proceeds with its execution. It is important to note that our environment assumes all agents share a G , possess equal capabilities, and act cooperatively. Therefore, we do not consider scenarios where an agent, despite being fully capable, chooses not to interact with an object necessary for achieving the G . An example of Trajectory-based Validation is depicted in Figure 1(c).

Executing Navigation and Contextual Actions

Once the plan is finalized, the Execution Module retrieves I_o from the M_o to identify the target location. For efficient pathfinding, the A-star search algorithm is employed to navigate the agent toward the object. Upon approaching the object, the agent retrieves an available action from the *low-level action skill book* to execute the planned interaction.

Experiment

We conducted experiments performing multi-objective household tasks using three types of indoor multi-room simulation environments: C-WAH (Zhang et al. 2023b), TDW-MAT (Zhang et al. 2023b), and Noisy-C-WAH—all

of which are partially observable. Additionally, we used the cooperative game simulation, Overcooked-AI (Carroll et al. 2019), which is fully observable, to further evaluate the framework’s performance under conditions where complete information is available.

In C-WAH and Noisy-C-WAH, we evaluate the agent performance using Simulation Steps (SS) and Travel Distance (TD) to measure the time cost to achieve the G and the average distance traveled, respectively. We conducted 10 episodes, each with 3 to 5 sub-goals, across two environments, with H set to 250 steps.

In TDW-MAT, performance is evaluated based on the success rate of transporting items, including the overall success rate (TOTAL), and specific success rates for objects categorized as Food (FOOD) and Stuff (STUFF). Each category includes 10 target objects, and H is set to 3000 steps.

In Overcooked-AI, we evaluate the agent performance based on the reward, where a reward of 20 points is obtained each time the two agents successfully complete and serve a dish. We conducted 5 different layouts and H is set to 400 steps. Layout images and detailed descriptions of all experiment settings are provided in the supplementary materials.

REVECA and Baselines

In the comparative experiments conducted in partial observation, our REVECA was evaluated against three baselines: the MCTS-based Hierarchical Planner (MHP), the Rule-based Hierarchical Planner (RHP), and the Cooperative Embodied Language Agent (CoELA). We compared REVECA with MHP and CoELA in C-WAH, with RHP and CoELA in TDW-MAT, and with CoELA in Noisy-C-WAH.

In the comparative experiments conducted in full observation Overcooked-AI, REVECA is evaluated against six baselines: self-play (SP) (Tesauro 1994; Carroll et al. 2019), Population Based Training (PBT) (Jaderberg et al. 2017), Fictitious Co-Play (FCP) (Strouse et al. 2021), Maximum Entropy Population-based training (MEP) (Zhao et al. 2023), Cooperative Open-ended LEarning (COLE) (Li et al. 2023e, 2024), and the ProAgent (Zhang et al. 2023a).

We evaluate the robustness of cooperation between different methods by generating 49 pairs of combinations using our method, REVECA, and the six baselines. The order of the first and second players was reversed for each combination to account for varying starting positions, resulting in the full set of pairs.

To further evaluate the robustness across different versions of LLMs, we conducted experiments using *gpt-4o-mini-2024-07-18* (4o-mini), *gpt-3.5-turbo-0125*, and *Meta-Llama-3.1-8B-Instruct* (Llama 3.1) on the C-WAH and Noisy-C-WAH environments. For all other environments, only 4o-mini was utilized. Additionally, we incorporated GPT-4-driven CoELA performance from the CoELA manuscript (Zhang et al. 2023b) to facilitate a more comprehensive analysis of the capacities of different LLMs. Detailed descriptions of all baseline models and LLMs versions are provided in the supplementary materials to ensure reproducibility.

Method	LLMs	SS ↓	TD (m) ↓
MHP	X	69.40	58.96
CoELA	GPT-3.5	71.90	61.29
CoELA	4o-mini	65.50	53.64
CoELA	GPT-4	57.00	/
REVECA	Llama 3.1	56.00	47.13
REVECA	GPT-3.5	48.90	40.34
REVECA	4o-mini	44.20	38.44

Table 1: Comparative experimental results in C-WAH environment. The best result is highlighted in bold.

Method	LLMs	TOTAL ↑	FOOD ↑	STUFF ↑
RHP	X	0.79	0.83	0.76
CoELA	4o-mini	0.53	0.51	0.55
CoELA	GPT-4	0.71	0.82	0.61
REVECA	4o-mini	0.87	0.87	0.87

Table 2: Comparative experimental results in TDW-MAT environment. The best result is highlighted in bold.

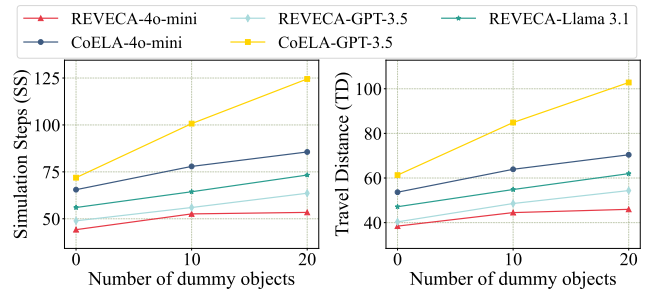


Figure 2: Comparative results in the Noisy-C-WAH environment with varying dummy objects.

Comparative Results: In Partial Observation

Table 1 presents that REVECA outperforms other baseline methods in the C-WAH environment. Notably, the REVECA driven by various LLMs require fewer SS and less TD to complete tasks compared to GPT-4, 4o-mini, GPT-3.5-driven CoELA, and MHP, thereby demonstrating superior efficiency. Interestingly, the performance of GPT-3.5-driven CoELA falls below that of MHP, and GPT-4-driven CoELA underperforms compared to the Llama 3.1-driven REVECA. This demonstrates CoELA’s significant dependence on GPT-4’s advanced reasoning capabilities.

Table 2 presents results from the TDW-MAT environment, where 4o-mini-driven REVECA outperforms all baselines, including GPT-4-driven CoELA, across all metrics (TOTAL, FOOD, and STUFF).

In the Noisy-C-WAH environment, the experiment included 10 or 20 additional dummy objects. As shown in Figure 2, REVECA models driven by various LLMs outperform CoELA driven by GPT-3.5 and 4o-mini across all metrics. CoELA’s strategy of storing all acquired information

in text form leads to a significant decline in reasoning performance, a limitation that becomes even more pronounced when weaker LLMs are used for reasoning. As the number of dummy objects increases, the benefits of utilizing relevance scores become increasingly evident.

Comparative Results: In Full Observation

Table 3 presents Overcooked-AI results, where REVECA, driven by 4o-mini, exhibits high cooperative performance in a fully observable environment, achieving comparable to the state-of-the-art ProAgent, which also utilizes 4o-mini. Notably, our method is not specialized for fully observable environments, demonstrating REVECA’s versatility. This finding suggests that REVECA is broadly applicable, not only to household tasks but also to cooperative multi-agent game environments governed by specialized game rules, without requiring any modifications.

As presented in previous research (Zhang et al. 2023a; Carroll et al. 2019), we further conducted comparative experiments in Overcooked-AI by training behavior cloning (BC) models using human data to simulate human users. In this experiment, we tested all pairwise combinations of five BC models and other methods, including REVECA.

As shown in Table 4, REVECA demonstrates superior performance in collaboration with various BC models trained on human data, achieving the highest scores more frequently than ProAgent. Specifically, in the Forced Coordination layout, REVECA consistently achieved high performance regardless of the starting positions. This demonstrates REVECA’s robustness in specialized scenarios where each worker is restricted to their designated workspace and cannot substitute for others. This highlights its adaptability and effectiveness in such unique environments.

Ablation Study Results

To demonstrate the significance of each component in our framework, we conducted an ablation study within C-WAH and Noisy-C-WAH environments, the latter augmented with 20 dummy objects. The results are presented in Table 5.

Initially, we tested REVECA in a fully observable setting by enforcing communication before executing any action (full observation). In this setting, each agent is forced to broadcast its perceived information to all other agents before executing any action. While this consumes SS for communication, the agents always maintain up-to-date information and therefore do not generate false plans. One might question whether forced communication is the most convenient approach, but the subsequent user study reveals that this approach is not well-suited for collaboration with humans.

We also tested REVECA under three modified conditions: without using CoT (w/o CoT), without considering relative proximity (w/o proximity), and without using other agents’ information (w/o other info). These factors are critical to the reasoning process in REVECA. The experimental results showed a decline in both SS and TD, with the most pronounced reduction occurring when relative proximity was excluded. This finding indicates that the absence of relative proximity impairs the generation of globally efficient paths

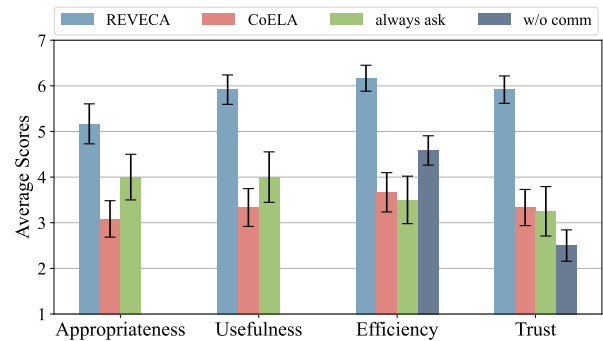


Figure 3: User study results in C-WAH environment. The mean scores and associated standard errors for responses to four research questions.

for the embodied agent, as it fails to consider the collaborator’s movements.

Next, we evaluated REVECA without using relevance scores, instead employing a distance-based greedy search approach (w/o relevance). While this approach only slightly underperformed compared to REVECA in C-WAH, likely due to the relatively small number of items, it resulted in the lowest performance across all scores in Noisy-C-WAH, except in the $K = \text{Inf}$ setting. Additionally, we conducted an experiment by removing the Validation Module (w/o validation), which led to increased SS and TD scores, indicating a performance decline. This decline is attributable to the agent’s inability to prevent false plans, thereby hindering the creation of efficient collaborative trajectories.

Lastly, we varied the number of plans K and relevance levels R considered by the LLM planner. The default parameters of $K = 3$ and $R = 4$ yielded the optimal performance. In this context, $K = 1$ corresponds to retrieving only a single piece of information, while $K = \text{Inf}$ represents bypassing the retrieval process entirely, thereby imposing the maximum computational load on the LLM planner, as it must directly reference the entire memory.

User Study Results

We conducted a user study to evaluate REVECA’s ability to collaborate seamlessly with humans to achieve G . Twelve participants (nine men and three women) with an average age of 23.67 years were recruited. The experiment took place in the C-WAH environment using four methods: REVECA, CoELA, REVECA with an “always ask before action” approach (always ask), and REVECA without communication (w/o comm).

Participants shared the same observation and action space as the agents, interacting with the environment by selecting actions from a predefined list. Each participant completed five sub-goals with each method. After completing each method, they answered a 7-point Likert scale (1: strongly disagree, 7: strongly agree) questionnaire that addressed four key research questions: 1) Did the agent respond appropriately to your intentions? (Appropriateness), 2) Was the interaction with the agent helpful in achieving the goal?

Method	Cramped Room		Asymmetric Advantage		Coordination Ring		Forced Coordination		Counter Circuit	
	Agent1 ↑	Agent2 ↑	Agent1 ↑	Agent2 ↑	Agent1 ↑	Agent2 ↑	Agent1 ↑	Agent2 ↑	Agent1 ↑	Agent2 ↑
SP	165.71	174.29	174.29	197.14	122.86	111.43	34.29	48.57	77.14	68.57
PBT	182.86	185.71	197.14	185.71	142.86	142.86	62.86	91.43	74.29	57.14
FCP	171.43	188.57	177.14	177.14	122.86	142.86	45.71	40.00	57.14	40.00
MEP	180.00	188.57	157.14	197.14	174.29	154.29	25.71	42.86	68.57	77.14
COLE	177.14	151.43	205.71	188.57	177.14	174.29	37.14	54.29	85.71	108.57
ProAgent	165.71	140.00	260.00	254.29	162.86	174.29	85.71	40.00	125.71	131.43
REVECA	157.14	171.43	262.86	234.29	174.29	177.14	88.57	62.86	120.00	125.71

Table 3: Comparative study results between REVECA and baselines in Overcooked-AI. The best result is highlighted in bold.

Method	Cramped Room		Asymmetric Advantage		Coordination Ring		Forced Coordination		Counter Circuit	
	Agent1 ↑	Agent2 ↑	Agent1 ↑	Agent2 ↑	Agent1 ↑	Agent2 ↑	Agent1 ↑	Agent2 ↑	Agent1 ↑	Agent2 ↑
SP	100.00	80.00	120.00	60.00	48.00	40.00	28.00	12.00	36.00	32.00
PBT	96.00	92.00	124.00	64.00	68.00	64.00	52.00	4.00	40.00	28.00
FCP	148.00	148.00	160.00	44.00	112.00	100.00	28.00	32.00	12.00	20.00
MEP	164.00	152.00	160.00	64.00	144.00	104.00	44.00	32.00	36.00	44.00
COLE	148.00	136.00	164.00	204.00	96.00	92.00	48.00	48.00	90.00	84.00
ProAgent	160.00	156.00	212.00	240.00	140.00	120.00	24.00	88.00	108.00	124.00
REVECA	132.00	140.00	216.00	208.00	132.00	128.00	52.00	96.00	112.00	112.00

Table 4: Comparative study results with BC Models in Overcooked-AI. The best result is highlighted in bold.

Method	C-WAH		Noisy-C-WAH	
	SS ↓	TD (m) ↓	SS ↓	TD (m) ↓
full observation	45.50	37.26	52.10	42.50
w/o CoT	48.90	43.47	63.90	55.17
w/o proximity	71.60	64.02	74.40	66.18
w/o other info	48.80	42.33	65.00	57.39
w/o relevance	46.20	38.84	82.10	68.52
w/o validation	45.80	40.02	54.60	47.27
$K = 1$	45.20	39.17	57.20	49.01
$K = 2$	45.60	39.91	63.60	53.69
$K = 4$	47.40	40.96	53.50	45.60
$K = \text{Inf}$	53.70	46.45	88.90	77.51
$R = 3$	47.20	40.20	68.30	57.94
$R = 5$	54.90	46.75	76.90	64.86
REVECA	44.20	38.44	53.40	45.96

Table 5: Ablation study results in the environments of C-WAH and Noisy-C-WAH augmented by 20 dummy objects. The best result is highlighted in bold, with the exception of full observation.

(Usefulness), 3) Did the agent’s performance help achieve the goal quickly? (Efficiency), and 4) Did you feel a sense of trust with the agent? (Trust) The “w/o comm” method excluded questions on Appropriateness and Usefulness, due to the lack of interaction. Following the questionnaire, participants were interviewed to gather qualitative feedback on each method.

As shown in Figure 3, REVECA scored highest across all four questions, demonstrating its superior performance in

human-agent collaboration. Participants noted that CoELA frequently produced messages focused on status reports and planning, rather than directly addressing their questions, which led to lower scores in Appropriateness and Usefulness. In the “always ask” condition, participants found the agent’s repetitive questions, which were often of low relevance to their current actions, to be disruptive and demotivating. Regarding trust, participants noted that the lack of communication in the “w/o comm” method made it difficult to understand the agent’s actions and situation, thereby hindering trust-based collaboration. Further analysis of the user study is provided in the supplementary materials.

Conclusion

In this paper, we introduced REVECA, an LLM-driven cognitive architecture designed for multi-objective household tasks, enabling efficient cooperation between decentralized agents under complex, partially observable environments. By leveraging Relevance Estimation, Adaptive Planning, and Trajectory-based Validation, REVECA enhances agent cooperation in dynamic settings while minimizing communication costs, making it well-suited for human collaboration and effectively managing irrelevant dummy objects. Furthermore, we demonstrate REVECA’s generalization capacity in a fully observable game environment. However, REVECA has several limitations. Its effectiveness in open-world outdoor settings with constantly changing remains to be validated. Using *low-level action skill book* could be enhanced by integrating recent advancements in character animation generation technologies. Addressing these limitations could make future versions of REVECA even more robust and applicable across a broader range of multi-agent environments and tasks.

Acknowledgements

This work was supported by ICT Creative Consilience Program through the Institute of Information & Communications Technology Planning & Evaluation(IITP) grant funded by the Korea government(MSIT)(IITP-2024-RS-2020-II201819), Institute of Information & communications Technology Planning & Evaluation (IITP) grant funded by the Korea government(MSIT) (No.RS-2020-II200861), the Ministry of Science and ICT (MSIT), Korea, through the ITRC (Information Technology Research Center) support program (IITP-2024-RS-2024-00438239), the Global AI Frontier Lab project (No. RS-2024-00509257), and the Artificial Intelligence Convergence Innovation Human Resources Development program (No. RS-2022-00155911, Kyung Hee University), all supervised by the Institute for Information & Communications Technology Planning & Evaluation (IITP).

References

- Amato, C.; Konidaris, G. D.; Kaelbling, L. P.; and How, J. P. 2019. Modeling and Planning with Macro-Actions in Decentralized POMDPs. *The journal of artificial intelligence research*, 64: 817–859.
- Bernstein, D. S.; Zilberstein, S.; and Immerman, N. 2000. The Complexity of Decentralized Control of Markov Decision Processes. In *Conference on Uncertainty in Artificial Intelligence*.
- Bubeck, S.; Chandrasekaran, V.; Eldan, R.; Gehrke, J. A.; Horvitz, E.; Kamar, E.; Lee, P.; Lee, Y. T.; Li, Y.-F.; Lundberg, S. M.; Nori, H.; Palangi, H.; Ribeiro, M. T.; and Zhang, Y. 2023. Sparks of Artificial General Intelligence: Early experiments with GPT-4. *ArXiv*, abs/2303.12712.
- Carroll, M.; Shah, R.; Ho, M. K.; Griffiths, T.; Seshia, S.; Abbeel, P.; and Dragan, A. 2019. On the utility of learning about humans for human-ai coordination. *Advances in neural information processing systems*, 32.
- Das, A.; Gervet, T.; Romoff, J.; Batra, D.; Parikh, D.; Rabbat, M. G.; and Pineau, J. 2018. TarMAC: Targeted Multi-Agent Communication. In *International Conference on Machine Learning*.
- Gan, C.; Schwartz, J.; Alter, S.; Schrimpf, M.; Traer, J.; Freitas, J. D.; Kubilius, J.; Bhandwaldar, A.; Haber, N.; Sano, M.; Kim, K.; Wang, E.; Mrowca, D.; Lingelbach, M.; Curtis, A.; Feigelis, K. T.; Bear, D.; Gutfreund, D.; Cox, D.; DiCarlo, J. J.; McDermott, J. H.; Tenenbaum, J. B.; and Yamins, D. L. K. 2020. ThreeDWorld: A Platform for Interactive Multi-Modal Physical Simulation. *ArXiv*, abs/2007.04954.
- Gan, C.; Zhou, S.; Schwartz, J.; Alter, S.; Bhandwaldar, A.; Gutfreund, D.; Yamins, D. L. K.; DiCarlo, J. J.; McDermott, J. H.; Torralba, A.; and Tenenbaum, J. B. 2021. The ThreeDWorld Transport Challenge: A Visually Guided Task-and-Motion Planning Benchmark Towards Physically Realistic Embodied AI. *2022 International Conference on Robotics and Automation (ICRA)*, 8847–8854.
- Gronauer, S.; and Diepold, K. 2022. Multi-agent deep reinforcement learning: a survey. *Artificial Intelligence Review*, 55(2): 895–943.
- Huang, W.; Abbeel, P.; Pathak, D.; and Mordatch, I. 2022a. Language models as zero-shot planners: Extracting actionable knowledge for embodied agents. In *International Conference on Machine Learning*, 9118–9147. PMLR.
- Huang, W.; Xia, F.; Shah, D.; Driess, D.; Zeng, A.; Lu, Y.; Florence, P.; Mordatch, I.; Levine, S.; Hausman, K.; et al. 2023. Grounded decoding: Guiding text generation with grounded models for robot control. *arXiv preprint arXiv:2303.00855*.
- Huang, W.; Xia, F.; Xiao, T.; Chan, H.; Liang, J.; Florence, P. R.; Zeng, A.; Tompson, J.; Mordatch, I.; Chebotar, Y.; Sermanet, P.; Brown, N.; Jackson, T.; Luu, L.; Levine, S.; Hausman, K.; and Ichter, B. 2022b. Inner Monologue: Embodied Reasoning through Planning with Language Models. In *Conference on Robot Learning*.
- Jaderberg, M.; Czarnecki, W. M.; Dunning, I.; Marris, L.; Lever, G.; Castaneda, A. G.; Beattie, C.; Rabinowitz, N. C.; Morcos, A. S.; Ruderman, A.; et al. 2019. Human-level performance in 3D multiplayer games with population-based reinforcement learning. *Science*, 364(6443): 859–865.
- Jaderberg, M.; Dalibard, V.; Osindero, S.; Czarnecki, W. M.; Donahue, J.; Razavi, A.; Vinyals, O.; Green, T.; Dunning, I.; Simonyan, K.; et al. 2017. Population based training of neural networks. *arXiv preprint arXiv:1711.09846*.
- Kojima, T.; Gu, S. S.; Reid, M.; Matsuo, Y.; and Iwasawa, Y. 2022. Large Language Models are Zero-Shot Reasoners. *ArXiv*, abs/2205.11916.
- Korf, R. E. 1987. Planning as Search: A Quantitative Approach. *Artif. Intell.*, 33: 65–88.
- Lazaridou, A.; Peysakhovich, A.; and Baroni, M. 2016. Multi-agent cooperation and the emergence of (natural) language. *arXiv preprint arXiv:1612.07182*.
- Levy, M.; Jacoby, A.; and Goldberg, Y. 2024. Same Task, More Tokens: the Impact of Input Length on the Reasoning Performance of Large Language Models. *ArXiv*, abs/2402.14848.
- Li, C.; Zhang, R.; Wong, J.; Gokmen, C.; Srivastava, S.; Martín-Martín, R.; Wang, C.; Levine, G.; Lingelbach, M.; Sun, J.; et al. 2023a. Behavior-1k: A benchmark for embodied ai with 1,000 everyday activities and realistic simulation. In *Conference on Robot Learning*, 80–93. PMLR.
- Li, G.; Hammoud, H.; Itani, H.; Khizbullin, D.; and Ghanem, B. 2023b. CAMEL: Communicative Agents for "Mind" Exploration of Large Language Model Society. In *Neural Information Processing Systems*.
- Li, H.; Chong, Y. Q.; Stepputtis, S.; Campbell, J.; Hughes, D.; Lewis, M.; and Sycara, K. P. 2023c. Theory of Mind for Multi-Agent Collaboration via Large Language Models. In *Conference on Empirical Methods in Natural Language Processing*.
- Li, S.; Puig, X.; Paxton, C.; Du, Y.; Wang, C.; Fan, L.; Chen, T.; Huang, D.-A.; Akyürek, E.; Anandkumar, A.; et al.

2022. Pre-trained language models for interactive decision-making. *Advances in Neural Information Processing Systems*, 35: 31199–31212.
- Li, W.; Qiao, D.; Wang, B.; Wang, X.; Jin, B.; and Zha, H. 2023d. Semantically Aligned Task Decomposition in Multi-Agent Reinforcement Learning. *ArXiv*, abs/2305.10865.
- Li, Y.; Zhang, S.; Sun, J.; Du, Y.; Wen, Y.; Wang, X.; and Pan, W. 2023e. Cooperative open-ended learning framework for zero-shot coordination. In *International Conference on Machine Learning*, 20470–20484. PMLR.
- Li, Y.; Zhang, S.; Sun, J.; Zhang, W.; Du, Y.; Wen, Y.; Wang, X.; and Pan, W. 2024. Tackling cooperative incompatibility for zero-shot human-ai coordination. *Journal of Artificial Intelligence Research*, 80: 1139–1185.
- Lowe, R.; Wu, Y. I.; Tamar, A.; Harb, J.; Pieter Abbeel, O.; and Mordatch, I. 2017. Multi-agent actor-critic for mixed cooperative-competitive environments. *Advances in neural information processing systems*, 30.
- Madaan, A.; Tandon, N.; Gupta, P.; Hallinan, S.; Gao, L.; Wiegrefe, S.; Alon, U.; Dziri, N.; Prabhunoye, S.; Yang, Y.; et al. 2024. Self-refine: Iterative refinement with self-feedback. *Advances in Neural Information Processing Systems*, 36.
- Misra, D.; Bennett, A.; Blukis, V.; Niklasson, E.; Shatkhin, M.; and Artzi, Y. 2018. Mapping instructions to actions in 3d environments with visual goal prediction. *arXiv preprint arXiv:1809.00786*.
- Padmakumar, A.; Thomason, J.; Shrivastava, A.; Lange, P.; Narayan-Chen, A.; Gella, S.; Piramuthu, R.; Tur, G.; and Hakkani-Tur, D. 2022. Teach: Task-driven embodied agents that chat. In *Proceedings of the AAAI Conference on Artificial Intelligence*, volume 36, 2017–2025.
- Pomerleau, D. A. 1991. Efficient training of artificial neural networks for autonomous navigation. *Neural computation*, 3(1): 88–97.
- Puig, X.; Ra, K. K.; Boben, M.; Li, J.; Wang, T.; Fidler, S.; and Torralba, A. 2018. VirtualHome: Simulating Household Activities Via Programs. *2018 IEEE/CVF Conference on Computer Vision and Pattern Recognition*, 8494–8502.
- Puig, X.; Shu, T.; Li, S.; Wang, Z.; Liao, Y.-H.; Tenenbaum, J. B.; Fidler, S.; and Torralba, A. 2020. Watch-and-help: A challenge for social perception and human-ai collaboration. *arXiv preprint arXiv:2010.09890*.
- Savva, M.; Kadian, A.; Maksymets, O.; Zhao, Y.; Wijmans, E.; Jain, B.; Straub, J.; Liu, J.; Koltun, V.; Malik, J.; et al. 2019. Habitat: A platform for embodied ai research. In *Proceedings of the IEEE/CVF international conference on computer vision*, 9339–9347.
- Shinn, N.; Cassano, F.; Labash, B.; Gopinath, A.; Narasimhan, K.; and Yao, S. 2023. Reflexion: language agents with verbal reinforcement learning. In *Neural Information Processing Systems*.
- Spaan, M. T. J.; Gordon, G. J.; and Vlassis, N. A. 2006. Decentralized planning under uncertainty for teams of communicating agents. In *Adaptive Agents and Multi-Agent Systems*.
- Stone, P.; and Veloso, M. 2000. Multiagent systems: A survey from a machine learning perspective. *Autonomous Robots*, 8: 345–383.
- Strouse, D.; McKee, K.; Botvinick, M.; Hughes, E.; and Everett, R. 2021. Collaborating with humans without human data. *Advances in Neural Information Processing Systems*, 34: 14502–14515.
- Tesauro, G. 1994. TD-Gammon, a self-teaching backgammon program, achieves master-level play. *Neural computation*, 6(2): 215–219.
- Ullman, T. D. 2023. Large Language Models Fail on Trivial Alterations to Theory-of-Mind Tasks. *ArXiv*, abs/2302.08399.
- Wang, G.; Xie, Y.; Jiang, Y.; Mandlekar, A.; Xiao, C.; Zhu, Y.; Fan, L.; and Anandkumar, A. 2023. Voyager: An open-ended embodied agent with large language models. *arXiv preprint arXiv:2305.16291*.
- Wang, Z.; Cai, S.; Chen, G.; Liu, A.; Ma, X. S.; and Liang, Y. 2024. Describe, explain, plan and select: interactive planning with LLMs enables open-world multi-task agents. *Advances in Neural Information Processing Systems*, 36.
- Xiang, F.; Qin, Y.; Mo, K.; Xia, Y.; Zhu, H.; Liu, F.; Liu, M.; Jiang, H.; Yuan, Y.; Wang, H.; et al. 2020. Sapien: A simulated part-based interactive environment. In *Proceedings of the IEEE/CVF conference on computer vision and pattern recognition*, 11097–11107.
- Yu, C.; Velu, A.; Vinitzky, E.; Gao, J.; Wang, Y.; Bayen, A.; and Wu, Y. 2022. The surprising effectiveness of ppo in cooperative multi-agent games. *Advances in Neural Information Processing Systems*, 35: 24611–24624.
- Yuan, S.; Chen, J.; Fu, Z.; Ge, X.; Shah, S.; Jankowski, C. R.; Xiao, Y.; and Yang, D. 2023. Distilling script knowledge from large language models for constrained language planning. *arXiv preprint arXiv:2305.05252*.
- Zhang, C.; Yang, K.; Hu, S.; Wang, Z.; Li, G.; Sun, Y. E.; Zhang, C.; Zhang, Z.; Liu, A.; Zhu, S.-C.; Chang, X.; Zhang, J.; Yin, F.; Liang, Y.; and Yang, Y. 2023a. ProAgent: Building Proactive Cooperative Agents with Large Language Models. In *AAAI Conference on Artificial Intelligence*.
- Zhang, H.; Du, W.; Shan, J.; Zhou, Q.; Du, Y.; Tenenbaum, J. B.; Shu, T.; and Gan, C. 2023b. Building cooperative embodied agents modularly with large language models. *arXiv preprint arXiv:2307.02485*.
- Zhang, H.; Wang, Z.; Lyu, Q.; Zhang, Z.; Chen, S.; Shu, T.; Du, Y.; and Gan, C. 2024. COMBO: Compositional World Models for Embodied Multi-Agent Cooperation. *ArXiv*, abs/2404.10775.
- Zhao, R.; Song, J.; Yuan, Y.; Hu, H.; Gao, Y.; Wu, Y.; Sun, Z.; and Yang, W. 2023. Maximum entropy population-based training for zero-shot human-ai coordination. In *Proceedings of the AAAI Conference on Artificial Intelligence*, volume 37, 6145–6153.
- Zhong, Y.; Kuba, J. G.; Feng, X.; Hu, S.; Ji, J.; and Yang, Y. 2024. Heterogeneous-agent reinforcement learning. *Journal of Machine Learning Research*, 25: 1–67.

Zhou, Q.; Chen, S.; Wang, Y.; Xu, H.; Du, W.; Zhang, H.; Du, Y.; Tenenbaum, J. B.; and Gan, C. 2024. HAZARD Challenge: Embodied Decision Making in Dynamically Changing Environments. *arXiv preprint arXiv:2401.12975*.

Appendices

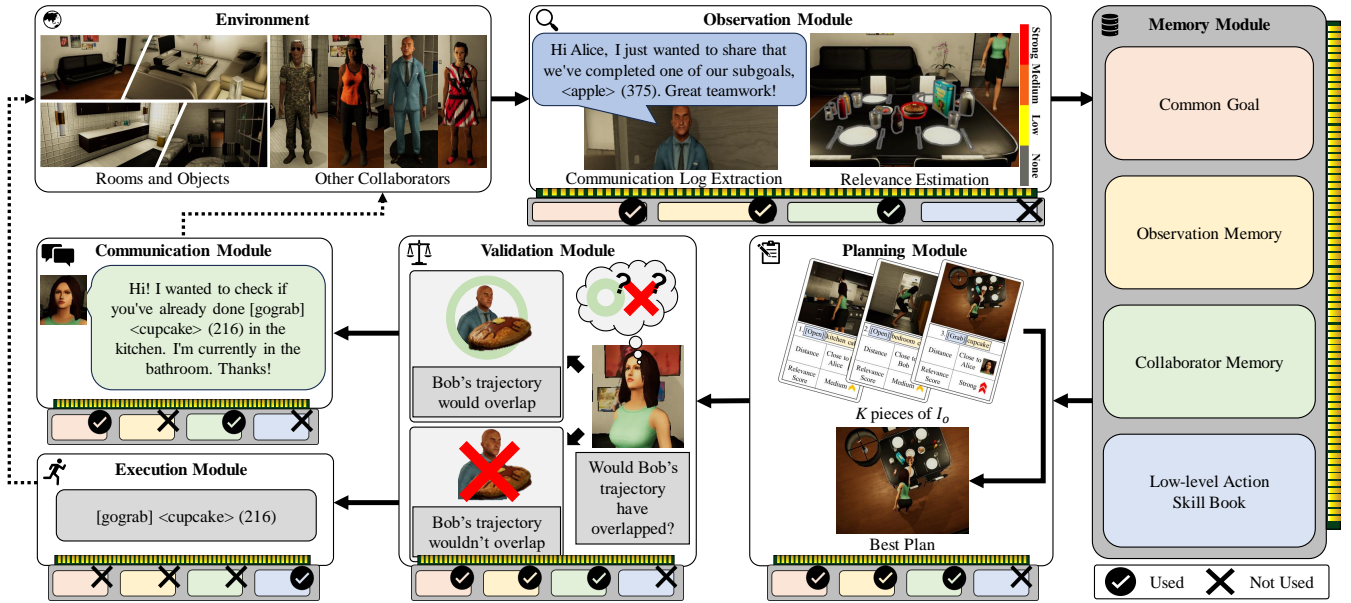


Figure 4: An example scenario demonstrating REVECA’s comprehensive operational flow, highlighting the interaction between various modules, collaborators, and the environment to achieve a *common goal*.

Listing 1: Example of *common goal*

```

1 # A simple example of the common goal.
2 common_goal = "Find and put target
  objects 1 pudding, 1 juice, 1 apple,
  2 cupcakes onto the goal location <
  coffeetable> (268)."

```

Listing 2: Example of *observation memory*

```

1 # A simple example of an object
  information list with one entry.
2 object_information_list = [{
3   "object_id": 21,
4   "object_name": 'apple',
5   "position": [13.22, 1.20, 5.41],
6   "available_action": 'gograb',
7   "room_name": 'livingroom',
8   "room_id": 198,
9   "states": [15, "GRABBABLE"]
10  }]

```

Index

Our supplementary material is organized as follows:

- Additional details and examples of information stored in the Memory Module.
- Layout images and detailed descriptions of experiment settings.
- Detailed descriptions of baseline models and LLMs.
- Additional analysis of the user study and inference times.
- Additional detail about key processes of REVECA.
- Discussions regarding complex environments.
- Full-version of prompts within the REVECA framework.
- Scenarios highlighting the importance of each module.

The operational flow of REVECA illustrated through an example scenario is shown in Figure 4.

Example of Memories in Memory Modules

In this section, we provide detailed examples of memories in each Memory Module: *common goal*, *observation memory*, *collaborator memory*, and *low-level action skill book*.

Common Goal

The *common goal* G is stored within the Memory Module, described through natural language. An example of this is shown in Listing 1.

Observation Memory

Object information I_o is stored within the Memory Module as *observation memory* M_o , consists of details about objects, such as their 3D positions, object IDs and names, room IDs and names, available actions, and object states. An example of this is shown in Listing 2.

Collaborator Memory

Collaborator information I_c is stored within the Memory Module as *collaborator memory* M_c , which encompasses the collaborator’s held objects, current position, messages, and the history of completed plans. An example of this is

Listing 3: Example of *collaborator memory*

```
1 # A simple example of a collaborator
  information list with one entry.
2 collaborator_information_list = [{
3   "held_object_ids": [380, 385],
4   "position": [8.78, 1.25, -4.70],
5   "conversation_log":
6     [{
7       step: 22,
8       message: "Hi Alice, I just
9         wanted to share that we'
10        ve completed one of our
11        subgoals, <cupcake> (368)
12        . Great progress!"
13     }]
14   "completed_plans":
15     ["[gograb] <cupcake> (368)", "[
16      goput]<coffeetable> (268)"]
17 }]
```

Listing 4: Example of *low-level action skill book*

```
1 # A simple example of a low-level action
  skill book.
2 def goexplore(self):
3   if current_room == target_room:
4     # Move towards a specific room based
5     on the plan.
6   def gocheck(self):
7     if 'OPEN' in container['states']:
8       # Check the status of a container
9       and attempt to interact with it.
10  def gograb(self):
11    if target in reachable_objects:
12      # Attempt to grab an object,
13      ensuring availability and
14      conditions.
15  def goput(self):
16    if len(grabbed_objects) > 0:
17      # Place the grabbed object in the
18      specified location or container.
```

shown in Listing 3. Notably, since the collaborator is not always under observation, the agent cannot keep all information about the collaborator up to date. Therefore, we extract the room location of the collaborator from the conversation log and use this information to update the collaborator’s position to the coordinates of the room’s center. For example, if REVECA extracts information from the conversation log and determines that the collaborator is currently in the kitchen, the collaborator’s current coordinates are updated to the center coordinates of the kitchen. This method enables REVECA to roughly estimate the collaborator’s location and calculate the relative proximity.

Low-level Action Skill Book

The *low-level action skill book* is stored within the Memory Module, which is implemented in Python. An example of



Figure 5: The example layouts of the C-WAH and Noisy-C-WAH environments.

this is shown in Listing 4.

Experiment Settings

In our experiments, the agent’s observations are conducted using the APIs provided by each environment, consistent with previous studies (Zhang et al. 2023b,a). We conduct experiments in partially observable environments such as C-WAH, Noisy-C-WAH, and TDW-MAT, as well as in the fully observable environment Overcooked-AI. Below, we provide detailed descriptions of each environment.

C-WAH and Noisy-C-WAH Environments

C-WAH (Zhang et al. 2023b), an extended version of the Watch-And-Help Challenge (Puig et al. 2020), is built on the realistic multi-agent simulation platform, Virtual-Home (Puig et al. 2018). This environment includes five household tasks, such as setting the table and doing the dishes, which form the *common goal*, as listed in Table 6. Our experiments consist of 10 episodes, each with five different household tasks across two test environments. In C-WAH, agents can acquire or provide information through communication with other agents while executing instructions. When an agent enters a specific room, it can observe all objects not inside a container such as fridges or microwaves. To observe objects inside containers, the agent must perform an additional action of opening them. Agents are limited to using up to 500 characters per frame to mimic real-world communication costs. The horizon H is set to 250 simulation steps, and each task includes 3 to 5 subgoals (or objects). Failing to achieve the *common goal* within the 250 steps results in an episode failure.

Noisy-C-WAH is a customized version of C-WAH, augmented with an additional 10 or 20 dummy objects per episode to demonstrate the robustness of our framework in noisy environments. These dummy objects increase the complexity of the environment, challenging the agents’ observation, planning, and communication processes. The layout is shown in Figure 5 and the detailed action space is listed in Table 7.

TDW-MAT Environment

TDW-MAT, an extended version of the ThreeDWorld Transport Challenge (Gan et al. 2021), is built on TDW (Gan et al.

Goals	Description
Prepare afternoon tea	put [cupcake, pudding, apple, juice, wine] on coffeetable
Wash dishes	put [plate, fork] inside dishwasher
Prepare a meal	put [coffeepot, cupcake, pancake, poundcake, pudding, apple, juice, wine] on dinnertable
Put groceries	put [cupcake, pancake, poundcake, pudding, apple, juice, wine] inside fridge
Set up a dinner table	put [plate, fork] on dinnertable

Table 6: The goal specifications of the C-WAH and Noisy-C-WAH environments.

Action	Description
Walk towards	move to an object in the same room with the agents or a room
Turn left	turn left by 30 degrees
Turn right	turn right by 30 degrees
Grasp	grasp an object
Open	open a closed container
Close	close an open container
Put	put the held objects into an open container or onto a surface
Send message	send a message to other agents

Table 7: The action space of the C-WAH and Noisy-C-WAH environments.

Task	Type	Object Name
Food	Containers	[bowl, plate, tea_tray]
	Objects	[bread, burger, loaf_bread, apple, banana, orange]
Stuff	Containers	[plastic_basket, wicker_basket, wood_basket]
	Objects	[iPhone, pen, key, iPod, lighter, purse, calculator, pencil_bucket, mouse]

Table 8: The target objects and containers of the TDW-MAT environments.

2020). It features more natural object placements and a variety of objects and containers that assist in transporting items. The *common goal* involves transporting items in two categories: Food and Stuff. Each episode includes 10 target objects, and 2 to 5 containers, which are placed to facilitate



Figure 6: The example layouts of the TDW-MAT environments.

Action	Description
Move forward	move forward 0.5m
Turn left	turn left by 15 degrees
Turn right	turn right by 15 degrees
Grasp	grasp an object
Put In	put the target into the container
Drop	drop the objects held in hand
Send message	send a message to other agents

Table 9: The action space of the TDW-MAT environment.

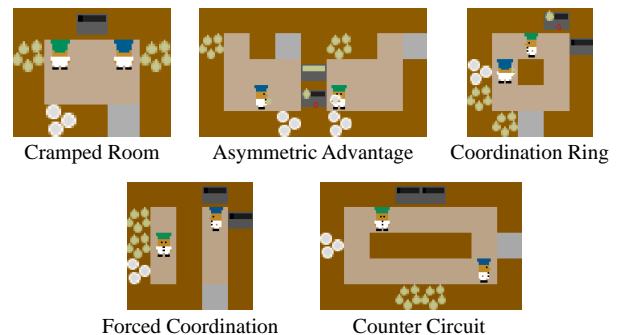


Figure 7: The example layouts of the Overcooked-AI environments.

moving multiple items simultaneously, as listed in Table 8. Unlike C-WAH, agents in TDW-MAT cannot obtain complete room information without performing a 360-degree rotation in 15-degree increments. Communication is limited to 500 characters per frame, and H is set to 3000 simulation steps. The layout is shown in Figure 6 and the detailed action space is listed in Table 9.

Overcooked-AI Environment

Overcooked-AI (Carroll et al. 2019) is a multiplayer game where two agents must cooperate to score as many points as possible. The cooking ingredients are swiftly prepared, placed into a pot, transferred to a dish, and served at the des-

Action	Description
North (Up)	move up to the adjacent tile
South (Down)	move down to the adjacent tile
East (Left)	move left to the adjacent tile
West (Right)	move right to the adjacent tile
Stay	remain in the current position without moving
Pick Up	pick up an item (e.g., <i>onion</i> , <i>dish</i>) from the environment
Put In	put the object in hand into a pot
Place Object	place the object in hand on a nearby counter or surface
Fill Dish	fill a dish with soup once the soup is fully cooked
Deliver Soup	deliver the soup to the serving area

Table 10: The action space of the Overcooked-AI environment.

ignated location, earning the agents 20 points for each completed dish. H is set to 400 simulation steps, and unlike the three types of indoor multi-room simulation environments, Overcooked-AI is a fully observable environment, allowing the agents to access all information within the environment without the need for utterance actions. Overcooked-AI comprises five different layouts: Cramped Room, Asymmetric Advantage, Coordination Ring, Forced Coordination, and Counter Circuit. The layout is shown in Figure 7 and the detailed action space is listed in Table 10.

Software and Hardware Setting

We conducted the experiment on Ubuntu 22.04 LTS. The CPU used was an AMD Ryzen 7 5800X 8-Core Processor, the GPU was an NVIDIA GeForce RTX 3090 Ti with 24GB of VRAM, and the total memory was 32GB.

Baseline Models and Versions of LLMs

We conducted experiments that included all the state-of-the-art methods and the baseline models they employed. For C-WAH, TDW-MAT, and Noisy-C-WAH, the methods presented in the CoELA manuscript (Zhang et al. 2023b) were used as baseline models, while for Overcooked-AI, the methods from the ProAgent manuscript (Zhang et al. 2023a) were used as baselines. Below, we provide detailed descriptions of each baseline model.

For Partial Observable Experiment

MHP, from the Watch-And-Help Challenge, is a Hierarchical Planner with a high-level planner utilizing MCTS and a low-level planner based on regression planning (Korf 1987).

RHP, from the ThreeDWorld Transport Challenge, is a Hierarchical Planner with a high-level planner using heuristics

and a low-level A-start-based planner for navigation, using a semantic map and Frontier Exploration strategy.

CoELA leverages LLMs for planning and communication, enabling collaborative task-solving. For a fair comparison and cost efficiency, we used *gpt-4o-mini-2024-07-18* and *gpt-3.5-turbo-0125* for the experiment and provided GPT-4-driven CoELA performance from the CoELA manuscript (Zhang et al. 2023b) for a comprehensive analysis of different LLM capacities.

For Fully Observable Experiment

SP (Tesauro 1994; Carroll et al. 2019) involves agents learning by playing against copies of themselves, based on the TD(λ) reinforcement learning algorithm.

PBT (Jaderberg et al. 2017) optimizes both the parameters and hyperparameters of a population of neural networks simultaneously. This approach enables the model to continuously improve by exploring different hyperparameter configurations rather than relying on a fixed set.

FCP (Strouse et al. 2021) focuses on improving coordination between agents and unseen partners. FCP utilizes a training process where agents are tested against a diverse set of partners, ensuring improved generalization and better coordination when paired with novel agents or humans.

MEP (Zhao et al. 2023) introduces a Population Entropy bonus to encourage diversity among agents, aiming to reduce the negative effects of distributional shifts when collaborating with previously unseen partners, such as humans.

COLE (Li et al. 2023e, 2024) addresses the challenge of zero-shot coordination by constructing open-ended objectives. COLE uses game theory and graph theory to evaluate and adapt to the strategies of diverse partners.

ProAgent (Zhang et al. 2023a) leverages LLMs for cooperative planning and inferring the intentions of collaborators. For a fair comparison and cost efficiency, we used *gpt-4o-mini-2024-07-18* for the experiment.

BC (Pomerleau 1991) is employed for the imitation of actions performed by human collaborators, and we used five different BC models in our experiments.

Versions of LLMs

REVECA leverages *gpt-4o-mini-2024-07-18* through the OpenAI API, with the following parameters: a temperature of 0.7, top-p of 1, and a maximum token limit of 1024. This setup is also used by *gpt-3.5-turbo-0125* and the open-source LLM, *Meta-Llama-3.1-8B-Instruct*.

Additional Results

User Study Results

A paired t-test was conducted to compare the scores between REVECA and the other conditions in the user study, assessing the significance of any observed differences.

The results are shown in Figure 8. In Appropriateness, which evaluates whether the agent’s responses align with the user’s intent, significant differences were observed, except in the comparison between REVECA and the “always ask” condition. Furthermore, significant differences

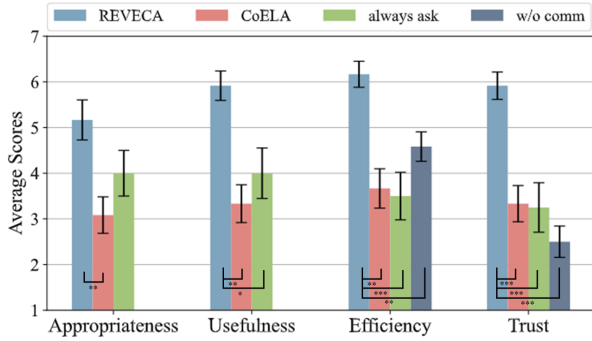


Figure 8: User study results with C-WAH. This figure illustrates the mean scores and associated standard errors for responses to four research questions. Statistical significance was denoted as * for $p < 0.05$, ** for $p < 0.01$, *** for $p < 0.001$.

Component	REVECA	w/o CoT
Relevance Estimation	5.32 s	0.75 s
Adaptive Planning	8.10 s	0.94 s
Trajectory-based Validation	6.16 s	0.73 s
Communication	1.25 s	1.35 s

Table 11: Inference times for REVECA’s components using GPT-4o-mini as the backbone.

in Usefulness, Efficiency, and Trust were observed between REVECA and all other conditions.

Inference Times

The superior reasoning performance of LLMs is often attributed to their high computational cost. However, as the computational demands increase, employing LLMs in embodied agents can introduce communication and processing delays that may affect real-time performance. To evaluate this, we measured the inference times of REVECA’s components in seconds using GPT-4o-mini as the backbone. Additionally, to analyze the extra inference time introduced by the Chain-of-Thought (CoT) reasoning, we conducted experiments with a version of REVECA without CoT (w/o CoT).

The experimental results are summarized in Table 11. The original REVECA with CoT required 5.32 seconds for Relevance Estimation, 8.10 seconds for Adaptive Planning, and 6.16 seconds for Trajectory-based Validation. Communication, which did not involve CoT, demanded a similar time for both the CoT-enabled and w/o CoT versions. By disabling CoT, REVECA reduced the inference time for each component to approximately 1 second. This configuration meets real-time operational requirements, enabling agents to respond promptly during communication or task execution. Although disabling CoT slightly increased the number of Simulation Steps (from 44.2 to 48.9, as discussed in our paper), it still outperformed previous methods utilizing GPT-4 (Simulation Steps: 57.0). The trade-off between perfor-

Algorithm 1: Retrieving a set of K information ($K = 3$)

Input: $M_o = \{I_o^1, I_o^2, \dots, I_o^n\}$ (n : number of information)
Output: Top K information sorted by R_i in descending order and by P_i in descending order for ties.

```

1: for  $i = 1$  to  $n - 1$  do
2:   for  $j = i + 1$  to  $n$  do
3:     if  $R_i < R_j$  or ( $R_i = R_j$  and  $P_i < P_j$ ) then
4:       Swap  $I_o^i$  and  $I_o^j$ 
5:     end if
6:   end for
7: end for
8: return  $\{I_o^1, I_o^2, \dots, I_o^K\}$ 

```

mance and speed introduced by CoT suggests that disabling CoT may be a viable option depending on the intended application.

Furthermore, the field of LLMs is advancing rapidly, with emerging models offering faster inference and reduced computational requirements. REVECA’s compatibility with various LLM backbones ensures that its real-time performance will continue to improve as more efficient models become available.

Key processes of REVECA

Message Generation and Extraction

REVECA’s Communication Module, which facilitates natural language information sharing, is invoked in four cases. 1) Simulation Initiation: Agents exchange initial information about their locations and surrounding objects. 2) Validation Requests: Agents query about task history. 3) Response to Validation Requests: Agents provide task completion history. 4) Sub-goal Achievement: Agents announce sub-goal completion.

To generate contextually appropriate messages regardless of the scale of the LLMs, we employed different prompts for each case. After generating an initial rule-based message, we structured the prompt in a way that allows the LLMs to refine it into a more natural message. This approach enables REVECA to function effectively across various LLMs. The prompt template and an actual example of Simulation Initiation are illustrated in Figure 9 and 10, respectively. Similarly, the prompt template and actual example of Validation Requests are shown in Figure 11 and 12, Response to Validation Requests in Figure 13 and 14, and Sub-goal Achievement in Figure 15 and 16. These figures can be found in the Prompt Template and Actual Example section.

Relevance Estimation

Based on the acquired I_o , REVECA evaluates the relevance score R of each object in relation to achieving the G . The relevance score R consists of four levels: {Strong, Medium, Low, None}, and is assessed by LLMs. A sample prompt template is illustrated in Figure 17, and an actual example is shown in Figure 18. These figures can be found in the Prompt Template and Actual Example section.

Retrieving a Set of K Information

To retrieve K pieces of I_o , REVECA utilizes the relevance score R and the relative proximity P . R is the score measured during Observation Time, while P is calculated based on the positions of I_o and I_c during Planning Time. Once P has been calculated, all instances of I_o stored in M_o are sorted in descending order based on R and P . Through this process, we obtain the top K pieces of information. This process is summarized in Algorithm 1.

Adaptive Planning

For LLMs-based planning, not only the top K pieces of I_o , R , and P , but also the agent’s current information, such as held objects, current position, and completed plan history are incorporated into the prompt as additional context. An example of the prompt template used for planning is illustrated in Figure 19 and an actual example is shown in Figure 20. These figures can be found in the Prompt Template and Actual Example section.

Trajectory-based Validation

For Trajectory-based Validation, the I_o and R used in planning, the generated plan, and I_c are included in the prompt. An example of the prompt template is illustrated in Figure 21 and an actual example is shown in Figure 22. These figures can be found in the Prompt Template and Actual Example section.

Further Discussions in Complex Environments Beyond Two-Agent Scenarios

While this paper primarily focuses on a two-agent collaboration involving Alice and Bob, the REVECA framework is inherently scalable and applicable to multi-agent settings with three or more agents. Communication Module and Relevance Estimation process are designed to be invariant with respect to the number of agents. The mechanisms for top-k information retrieval and Adaptive Planning remain largely consistent across varying agent counts; however, increasing the number of agents leads to a higher I_c and an overall increase in the volume of information in the Memory Module. Consequently, the application of top-k sampling based on relevance scores might need a more granular scale than the current four-level scheme. Furthermore, the computational intensity and processing time of the Trajectory-based Validation module may scale linearly with the number of agents, potentially necessitating more efficient strategies.

Open-Ended Environments

In our experimental setup, Common goal G is explicitly defined at the start of the simulation and remain static throughout its duration. Scenarios involving changing objectives or critical subtask order dependencies necessitate further advancements in both relevance estimation and adaptive planning. The current validation process might encounter limitations if agents are unable to accurately identify sources of outdated information beyond their observational range. We defer these challenges to future research.

Prompt Template and Actual Example

Conversation Prompts: Simulation Initiation

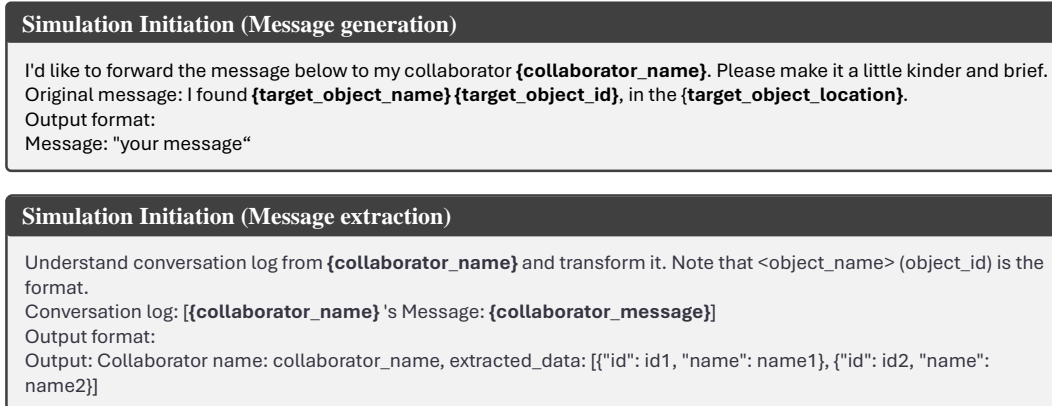


Figure 9: Prompt template for Simulation Initiation.

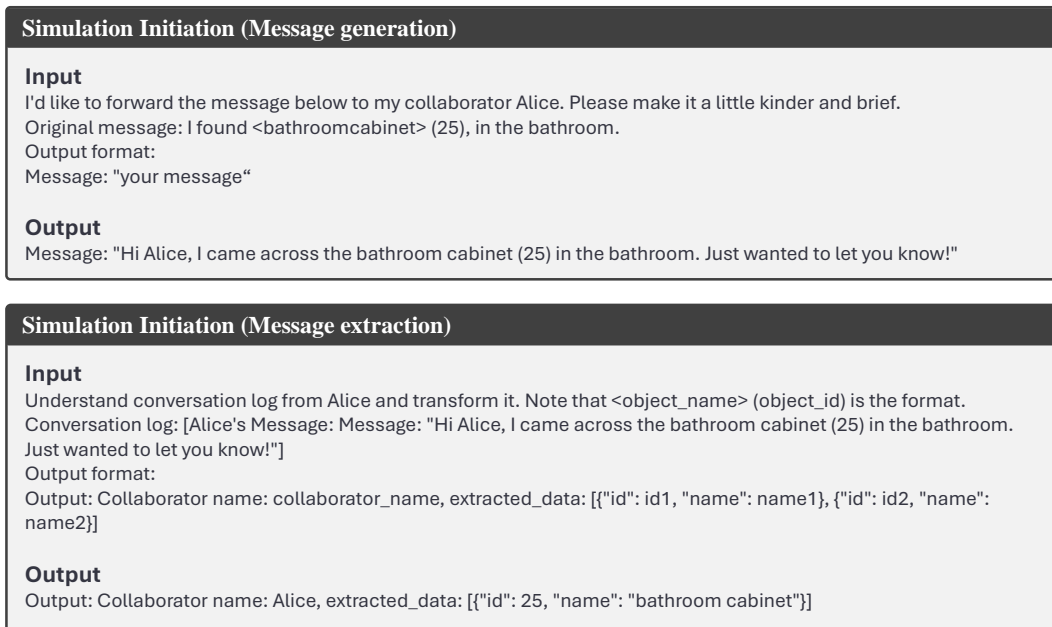


Figure 10: Actual example for Simulation Initiation.

Conversation Prompts: Validation Requests

Validation Requests (Message generation)

Create a brief, friendly message to send to your collaborator. It should contain the content of the original message below.
Original Message: "I want to do {action} {target_object_name} {target_object_id} at {target_location}. Have you already done that? And currently I'm in the {my_location}."
Output format:
Message: "your message"

Validation Requests (Message extraction)

Based on the conversation log from my collaborator {collaborator_name}, select which of the following categories the information that my collaborator wants corresponds to.
Conversation log: [{collaborator_name}'s Message: {collaborator_message}]
A. livingroom
B. kitchen
C. bedroom
D. bathroom

Additionally, check my previous plans and answer with yes or no whether I've already completed the action my collaborator is attempting to perform.
Plan list: {previous_plan_list}
Output format:
Output: Collaborator name: collaborator_name, Select: select, Action completed: yes/no

Figure 11: Prompt template for Validation Requests.

Validation Requests (Message generation)

Input
Create a brief, friendly message to send to your collaborator. It should contain the content of the original message below.
Original Message: "I want to do [gocheck] <cabinet> (328) at bedroom. Have you already done that? And currently I'm in the kitchen."
Output format:
Message: "your message"

Output
Message: "Hi! I wanted to check if you've already done [gocheck] <cabinet> (328) in the bedroom. I'm currently in the kitchen. Thanks!"

Validation Requests (Message extraction)

Input
Based on the conversation log from my collaborator Alice, select which of the following categories the information that my collaborator wants corresponds to.
Conversation log: [Alice's Message: "Hi! I wanted to check if you've already done [gocheck] <cabinet> (328) in the bedroom. I'm currently in the kitchen. Thanks!"]
A. livingroom
B. kitchen
C. bedroom
D. bathroom

Additionally, check my previous plans and answer with yes or no whether I've already completed the action my collaborator is attempting to perform.
Plan list: [['[gocheck] <kitchencabinet> (135)', '[gocheck] <stove> (157)', '[goexplore] <bedroom> (294)', '[gograb] <plate> (388)', '[goput] <dishwasher> (159)']]
Output format:
Output: Collaborator name: collaborator_name, Select: select, Action completed: yes/no

Output
Output: Collaborator name: Alice, Select: C, Action completed: no

Figure 12: Actual example for Validation Requests.

Conversation Prompts: Response to Validation Requests

Response to Validation Requests (Message generation)

I'd like to forward the message below to my collaborator {collaborator_name}. Please make it a little kinder and brief.

The name and id of the object are very important information and should not be omitted.

Original message: I {did/didn't} do that. I do {action}{target_object_name}{target_object_id} now and I'm holding target object {target_object_name}{target_object_id} and {target_object_name}{target_object_id}. And at step {observed_step}, I saw {object_name}{object_id}. And currently I'm in the {my_location}.

Output format: Message: "your message"

Response to Validation Requests (Message generation)

Understand conversation log from {collaborator_name} and transform it. Note that [action] <object_name> (object_id) is the format.

Conversation log: [{collaborator_name}'s Message: {collaborator_message}]

Output format:

Output: Collaborator name: collaborator_name, Collaborator plan: [action] <object_name> (object_id), Held object: [{"id": id1, "name": name1}, {"id": id2, "name": name2}], extracted_data: [{"id": id1, "name": name1, "step": step1}, {"id": id2, "name": name2, "step": step2}]

Figure 13: Prompt template for Response to Validation Requests.

Response to Validation Requests (Message generation)

Input

I'd like to forward the message below to my collaborator Bob. Please make it a little kinder and brief.

The name and id of the object are very important information and should not be omitted.

Original message: I didn't do that. I do [goexplore] <kitchen> (11) now and I'm holding target object <apple> (375) and <cupcake> (368). And at step 12, I saw <cabinet> (216). And currently I'm in the kitchen.

Output format: Message: "your message"

Output

Message: "Hi Bob, just a quick update: I didn't do that. I'm currently in the kitchen using [goexplore] <kitchen> (11) and holding the target objects <apple> (375) and <cupcake> (368). At step 12, I noticed <cabinet> (216). Thanks!"

Response to Validation Requests (Message extraction)

Input

Understand conversation log from Bob and transform it. Note that [action] <object_name> (object_id) is the format.

Conversation log: [Bob's Message: "Hi Bob, just a quick update: I didn't do that. I'm currently in the kitchen using [goexplore] <kitchen> (11) and holding the target objects <apple> (375) and <cupcake> (368). At step 12, I noticed <cabinet> (216). Thanks!"]

Output format:

Output: Collaborator name: collaborator_name, Collaborator plan: [action] <object_name> (object_id), Held object: [{"id": id1, "name": name1}, {"id": id2, "name": name2}], extracted_data: [{"id": id1, "name": name1, "step": step1}, {"id": id2, "name": name2, "step": step2}]

Output

Output: Collaborator name: Bob, Collaborator plan: [goexplore] <kitchen> (11), Held object: [{"id": 375, "name": "apple"}, {"id": 368, "name": "cupcake"}], extracted_data: [{"id": 216, "name": "cabinet", "step": 12}]

Figure 14: Actual example for Response to Validation Requests.

Conversation Prompts: Sub-goal Achievement

Sub-goal Achievement (Message generation)

I'd like to forward the message below to my collaborator {collaborator_name}. Please make it a little kinder and brief.
Original message: Finished one of our subgoals, {target_object_name}{target_object_id}.
Output format:
Message: "your message"

Sub-goal Achievement (Message generation)

Understand conversation log and transform it. Note that <object_name> (object_id) is the format.
Conversation log: [{collaborator_name}'s Message: {collaborator_message}]
Output format:
Output: Collaborator name: collaborator_name, Object name: object_name, Object ID: object_id

Figure 15: Prompt template for Sub-goal Achievement.

Sub-goal Achievement (Message generation)

Input
I'd like to forward the message below to my collaborator Alice. Please make it a little kinder and brief.
Original message: Finished one of our subgoals, <cupcake> (380).
Output format:
Message: "your message"

Output
Message: "Hi Alice, I just wanted to let you know that I've completed one of our subgoals, <cupcake> (380). Looking forward to our next steps!"

Sub-goal Achievement (Message extraction)

Input
Understand conversation log and transform it. Note that <object_name> (object_id) is the format.
Conversation log: [Bob's Message: Message: "Hi Alice, I just wanted to let you know that I've completed one of our subgoals, <cupcake> (380). Looking forward to our next steps!"]
Output format:
Output: Collaborator name: collaborator_name, Object name: object_name, Object ID: object_id

Output
Output: Collaborator name: Alice, Object name: cupcake, Object ID: 380

Figure 16: Actual example for Sub-goal Achievement.

Relevance Estimation Prompts

Relevance Estimation

I do household with my friend {collaborator_name}. Our goal is '{common_goal}'.
I found {target_object_name} in {target_object_location}. What relevance does this object '{target_object_name}' have to achieve the goal?

A. Strong relevance means that the object is one of the target object or included in achieving the goal.
B. Medium relevance means that the object contributes to achieving the goal, but it is not critical.
C. Low relevance suggests that the object has a minimal impact on achieving the goal.
D. None relevance means that the object is not necessary to achieve the goal.

Answer: Let's think step by step.

Figure 17: Prompt template for Relevance Estimation.

Relevance Estimation

Input

I do household with my friend Bob. Our goal is 'Find and put target objects 1 wine, 2 cupcakes, 1 pudding onto the goal location <coffeetable> (247)'.
I found fridge in kitchen. What relevance does this object 'fridge' have to achieve the goal?

A. Strong relevance means that the object is one of the target object or included in achieving the goal.
B. Medium relevance means that the object contributes to achieving the goal, but it is not critical.
C. Low relevance suggests that the object has a minimal impact on achieving the goal.
D. None relevance means that the object is not necessary to achieve the goal.

Answer: Let's think step by step.

Output

To determine the relevance of the 'fridge' in achieving your goal of finding and putting the target objects (1 wine, 2 cupcakes, 1 pudding) onto the goal location (coffeetable), we can analyze the situation as follows:

1. Identify the Target Objects: You need to find 1 wine, 2 cupcakes, and 1 pudding.
2. Consider the Role of the Fridge: The fridge is typically used for storing perishable items, including beverages and desserts.
3. Connection to the Target Objects:
 - Wine: It is common to store wine in a fridge (especially white wine or sparkling wine).
 - Cupcakes: Cupcakes can also be stored in the fridge if they contain perishable ingredients (like cream cheese frosting).
 - Pudding: Pudding is often kept in the fridge to set and maintain its consistency and freshness.
4. Conclusion on Relevance:
 - The fridge can potentially contain the wine, cupcakes, or pudding, thus playing a role in achieving your goal. However, it is not one of the target objects itself.

Based on this analysis, the relevance of the 'fridge' can be classified as follows:

B. Medium relevance means that the object contributes to achieving the goal, but it is not critical.

So, the final answer is B. Medium relevance.

Figure 18: Actual example for Relevance Estimation.

Adaptive Planning Prompts

Adaptive Planning

Me and {collaborator_name} should do household together. Our goal is '{common_goal}'.
I am in the {my_location}, and I think {collaborator_name} is presumably in the {collaborator_location}.
I can hold up to 2 objects in my hand, and I am currently holding {my_hold_object_count} objects. I have just done the following: {previous_plan_list}
I can perform the following actions:
A. {action} {target_object_name} {target_object_id} - relevance score: {relevance_score} relevance, relative proximity: I'm {relative_proximity} than {collaborator_name}
B. {action} {target_object_name} {target_object_id} - relevance score: {relevance_score} relevance, relative proximity: I'm {relative_proximity} than {collaborator_name}
C. {action} {target_object_name} {target_object_id} - relevance score: {relevance_score} relevance, relative proximity: I'm {relative_proximity} than {collaborator_name}

Of the actions I can take, which are the most efficient to achieve the common goal? I want to improve my cooperative performance by performing actions that take into account the other person depending on the situation. And make it clear that each action can only be taken by one person. Remember, 'None relevancy' means distracting from the goal.
Answer: Let's think step by step.

Figure 19: Prompt template for Adaptive Planning.

Adaptive Planning

Input

Me and Alice should do household together. Our goal is 'Find and put target objects 3 cutleryforks into the goal location <dishwasher> (104)'.
I am in the bedroom, and I think Alice is presumably in the bathroom.
I can hold up to 2 objects in my hand, and I am currently holding 1 objects. I have just done the following: ['[goexplore] <bedroom> (210)', '[gocheck] <cabinet> (216)', '[gograb] <cutleryfork> (374)']
I can perform the following actions:
A. [goexplore] <livingroom> (267) - relevance score: Medium relevance, relative proximity: I'm closer than Alice
B. [goexplore] <kitchen> (11) - relevance score: Medium relevance, relative proximity: I'm farther than Alice
C. [goexplore] <bathroom> (172) - relevance score: None relevance, relative proximity: I'm farther than Alice
Of the actions I can take, which are the most efficient to achieve the common goal? I want to improve my cooperative performance by performing actions that take into account the other person depending on the situation. And make it clear that each action can only be taken by one person. Remember, 'None relevancy' means distracting from the goal.
Answer: Let's think step by step.

Output

To achieve the common goal of putting 3 cutlery forks into the dishwasher, let's analyze the situation step by step:

1. Current Status:
 - You are in the bedroom and hold 1 cutlery fork.
 - Alice is presumably in the bathroom.
 - You need to find 2 more cutlery forks and then bring all 3 to the dishwasher.
2. Action Options:
 - A. [goexplore] <livingroom> (267) - Medium relevance, closer than Alice.
 - B. [goexplore] <kitchen> (11) - Medium relevance, farther than Alice.
 - C. [goexplore] <bathroom> (172) - None relevance, farther than Alice.
3. Analysis of Actions:
 - Action A (living room): You will explore a new area and potentially find more cutlery forks. Since you are closer to this area than Alice, it might be more efficient for you to explore here first.
 - Action B (kitchen): The kitchen is a likely place to find cutlery forks, but since you are farther away from Alice, she may reach it sooner if she decides to explore that area.
 - Action C (bathroom): Exploring the bathroom is not relevant to your goal and would waste time.
4. Optimal Strategy:
 - Since your goal is to find the forks as quickly as possible, Action A (go explore the living room) is the best option for you. This choice allows you to explore closer while also possibly finding forks.
 - Meanwhile, Alice could potentially be exploring the bathroom or kitchen, but since those areas aren't immediately relevant (especially the bathroom), you should take the initiative to explore the living room.
5. Conclusion:
 - You should perform Action A: [goexplore] <livingroom> (267). This is the most efficient action to achieve your common goal while considering your proximity and the relevance of the areas.

Once you explore the living room, assess the situation again based on what you find before making your next decision.

Figure 20: Actual example for Adaptive Planning.

Trajectory-based Validation Prompts

Trajectory-based Validation

I want to do an {action} with {target_object_name}. But I wonder if {collaborator_name} did {action} with {target_object_name} {target_object_id} before me.
The {target_object_name} {target_object_id} is in the {target_object_location}. The {action} with this {target_object_name} {target_object_id} has {relevance_score} relevance for me in achieving the goal, and {collaborator_name} would think so too.
I don't know if {collaborator_name} visited {target_object_location} after the last time I saw that {target_object_name} {target_object_id} in there. So, I can't tell if {collaborator_name} did {action} with the {target_object_name} {target_object_id} in the {target_object_location}.
This is the communication log from {collaborator_name} between the last time I saw that {target_object_name} {target_object_id} in the {target_object_location} and now: {previous_conversation_log_list}.
First, predict {collaborator_name}'s trajectory between last time I saw {target_object_name} {target_object_id} and current time, and then choose from the two answers below. Choose from the two answers below.
A. {collaborator_name}'s past trajectory wouldn't overlap with the {target_object_location} at that time to {action} {target_object_name} {target_object_id}.
B. {collaborator_name}'s past trajectory would overlap with the {target_object_location} at that time to {action} {target_object_name} {target_object_id}.
Answer: Let's think step by step.

Figure 21: Prompt template for Trajectory-based Validation.

Trajectory-based Validation

Input

I want to do an [goexplore] with <livingroom>. But I wonder if Alice did [goexplore] with <livingroom> (198) before me. The <livingroom> (198) is in the livingroom. The [goexplore] with this <livingroom> (198) has Low relevance for me in achieving the goal, and Alice would think so too.
I don't know if Alice visited livingroom after the last time I saw that <livingroom> (198) in there. So, I can't tell if Alice did [goexplore] with the <livingroom> (198) in the livingroom.
This is the communication log from Alice between the last time I saw that <livingroom> (198) in the livingroom and now: ["Message: "Hi Bob, I wanted to let you know that I found the cabinet (328) in the bedroom. Thanks!"].
First, predict Alice's trajectory between last time I saw <livingroom> (198) and current time, and then choose from the two answers below. Choose from the two answers below.
A. Alice's past trajectory wouldn't overlap with the livingroom at that time to [goexplore] <livingroom> (198).
B. Alice's past trajectory would overlap with the livingroom at that time to [goexplore] <livingroom> (198).
Answer: Let's think step by step.

Output

To determine whether Alice's past trajectory would have overlapped with the living room where <livingroom> (198) is located, we need to analyze the information provided.

1. Current Situation: You are considering doing a [goexplore] with <livingroom> (198), which is located in the living room. You have stated that this has low relevance for your goal.
2. Alice's Recent Activity: The communication log indicates that Alice found a cabinet (328) in the bedroom. This suggests that at least part of her recent activity took her to the bedroom.
3. Trajectory Analysis:
 - Since Alice's last action was in the bedroom, we need to consider whether she could have accessed the living room at all during that time. There is no direct indication from the log that she visited the living room.
 - If Alice was only in the bedroom, then her trajectory would not have taken her through the living room where <livingroom> (198) is located.
4. Conclusion:
 - Given that there is no evidence of Alice visiting the living room after the last time you saw <livingroom> (198), we can conclude that her past trajectory would not have overlapped with the living room during the time in question.
 - Therefore, the correct answer is:

A. Alice's past trajectory wouldn't overlap with the livingroom at that time to [goexplore] <livingroom> (198).

Figure 22: Actual example for Trajectory-based Validation.

Example Scenarios

Efficient Memory Management

In noisy environments, agents often accumulate irrelevant information, which overwhelms their memory and impairs decision-making. Our Relevance Estimation mechanism enables agents to prioritize goal-relevant data, effectively avoiding distractions from irrelevant objects.

Consider the agent Alice, who is assigned the goal: "Find and put target objects 1 wine, 2 cupcakes, 1 pudding onto the goal location <coffeetable> (247)." If we encounter a fork during the process, it is intuitively evident that the fork is unrelated to the goal, as the relevant objects for the goal are wine, cupcakes, pudding, and the goal location coffeetable.

Similarly, REVECA employs Relevance Estimation to evaluate the relevance of acquired information before proceeding to the Planning Time. This approach addresses the significant overhead in planning caused by previous methods, which either utilized all accumulated information or only the most recent K pieces of information.

In Figure 23, the agent Alice acquires information about the fork from the environment and evaluates its relevance to the goal. Alice infers that the fork is not among the target objects and does not directly contribute to goal achievement. Consequently, Alice assigns a *LowRelevance* score to the fork. This process reduces the likelihood of the fork influencing the planning phase, as the planning algorithm prioritizes information with high relevance scores.

Globally Optimal Planning

In scenarios where multiple collaborators work together to achieve a common goal, failure to consider the positions of other collaborators may lead agents to make decisions resulting in sub-optimal collaboration. Unlike previous studies, which often overlooked this issue, REVECA enables the generation of optimal plans through Adaptive Planning.

For example, consider the early stage of a simulation where agent Alice must decide which room to explore next. Depending on the current positions of Alice and Bob, some rooms may be closer to Alice, while others may be closer to Bob. Since the shared objective of both agents is to achieve the given goal as quickly as possible, agent Alice needs to consider Bob's current location when generating her optimal plan. Intuitively, Alice would determine that it is optimal for her to explore the room closer to her.

In Figure 24, agent Alice faces a scenario where she can explore the living room, kitchen, or bathroom. Alice is provided with the Relevance Score of each plan, indicating its relevance to the goal, as well as the Relative Proximity of the rooms to either agent. Based on this information, Alice determines that the bathroom is irrelevant to the goal, and the kitchen is closer to Bob. Thus, Alice concludes that exploring the living room is the optimal plan and selects Action A as her next step. By choosing the next action in this manner, each agent increases the likelihood of generating an optimal plan based on the most efficient paths.

Prevention of False Planning

In partially observable environments, agents' knowledge can become outdated due to unseen interactions with collaborators, leading to false plans. A false plan may force an agent to make meaningless moves, which can significantly reduce collaboration performance.

Suppose that during the Planning Time, Alice's next action is selected as [gograb] <cupcake> (216). At this point, Alice is not in the kitchen where the cupcake is located, and time has passed since she last acquired this information. Since Bob evaluated the cupcake as highly relevant like Alice did, he may have already grabbed it if he is in the kitchen. If Bob has already taken the cupcake, Alice's [gograb] <cupcake> (216) would be a false plan. It is crucial to prevent this action from being executed beforehand.

In Figure 25, Alice is about to grab the cupcake. Based on Bob's previous conversation, Alice knows Bob was searching for an apple in the kitchen. This implies Bob is in the kitchen where the cupcake is also located. Since the cupcake is an important object for both Alice and Bob in achieving their goals, Alice can infer that Bob may have already grabbed the cupcake. Using this information, Alice avoids executing [gograb] <cupcake> (216) and instead performs Adaptive Planning to prevent false planning and generate a new optimal plan.

Efficient Memory Management

Input

I do household with my friend Bob. Our goal is 'Find and put target objects 1 wine, 2 cupcakes, 1 pudding onto the goal location <coffeetable> (247).'

I found fork in kitchen. What relevance does this object 'fork' have to achieve the goal?

- A. Strong relevance means that the object is one of the target object or included in achieving the goal.
- B. Medium relevance means that the object contributes to achieving the goal, but it is not critical.
- C. Low relevance suggests that the object has a minimal impact on achieving the goal.
- D. None relevance means that the object is not necessary to achieve the goal.

Answer: Let's think step by step.

Output

Let's break it down step by step:

1. Goal: You and Bob need to find and put the following target objects onto the goal location, the coffeetable (247):

- 1 wine
- 2 cupcakes
- 1 pudding

2. Object Found: You found a fork in the kitchen.

Now, let's assess the relevance of the fork:

- Fork's role in achieving the goal: The fork is not one of the target objects (wine, cupcakes, pudding). It is not listed as an object you need to find and place on the coffeetable.
- Does the fork contribute directly to the goal?: A fork might be used to interact with some target objects (like eating cupcakes or pudding), but it doesn't directly affect the achievement of placing the target items on the coffeetable. It might be used for other tasks but isn't necessary for the primary goal.
- Conclusion: The fork has a minimal impact on achieving the goal, as it is not directly related to the placement of the target objects on the coffeetable.

Therefore, the relevance of the fork is C. Low relevance.

Figure 23: Prompt example for efficient memory management.

Globally Optimal Planning

Input

Me and Bob should do household together. Our goal is 'Find and put target objects 3 cutleryforks into the goal location <dishwasher> (104): I am in the bedroom, and I think Bob is presumably in the bathroom.

I can hold up to 2 objects in my hand, and I am currently holding 1 object. I have just done the following: ['[goexplore] <bedroom> (210)', '[gocheck] <cabinet> (216)', '[gograb] <cutleryfork> (374)']

I can perform the following actions:

- A. [goexplore] <livingroom> (267) - relevance score: Medium relevance, relative proximity: I'm closer than Bob
- B. [goexplore] <kitchen> (11) - relevance score: Medium relevance, relative proximity: I'm farther than Bob
- C. [goexplore] <bathroom> (172) - relevance score: None relevance, relative proximity: I'm farther than Bob

Of the actions I can take, which are the most efficient to achieve the common goal? I want to improve my cooperative performance by performing actions that take into account the other person depending on the situation. And make it clear that each action can only be taken by one person. Remember, 'None relevancy' means distracting from the goal. Answer: Let's think step by step.

Output

Let's break down the situation step by step to find the most efficient way to achieve the goal of getting all three cutlery forks into the dishwasher:

Current Situation:

- Your location: Bedroom (holding 1 cutlery fork).
- Bob's presumed location: Bathroom.
- Goal: Put 3 cutlery forks into the dishwasher (104).
- Items available: 3 cutlery forks need to be moved to the dishwasher.

Action Analysis:

- A. [goexplore] <livingroom> (267):
 - Relevance: Medium relevance (living room could have additional forks or be a useful space).
 - Relative proximity: You are closer to the living room than Bob.
 - Efficiency: You could explore the living room, potentially finding more forks or useful items, but this doesn't directly help achieve the goal. Since you are already holding one fork, you might want to focus more on moving towards the dishwasher or helping Bob reach the forks.
- B. [goexplore] <kitchen> (11):
 - Relevance: Medium relevance (Kitchen could have more forks or be a better place to look).
 - Relative proximity: You are farther from the kitchen than Bob.
 - Efficiency: It would be more efficient for Bob to explore the kitchen since he is closer. The kitchen is likely a better place to find forks, and Bob could either grab another fork or bring it to the dishwasher, while you focus on the dishwasher.
- C. [goexplore] <bathroom> (172):
 - Relevance: None relevance (this action distracts from the goal).
 - Relative proximity: You are farther from the bathroom than Bob.
 - Efficiency: This action does not contribute to the goal, so it should be avoided for now.

Optimal Strategy:

1. Bob should explore the kitchen (action B), since he is closer and it could yield more forks for the task. This is a good use of Bob's proximity advantage.
2. You should head to the dishwasher (which you are already closer to), to place the fork you are holding there. You could then either wait for Bob to bring more forks or assist him with the next steps after that.

Conclusion:

- Bob should take Action B to explore the kitchen for more forks.
- You should take Action A to explore the living room or head toward the dishwasher to deposit the fork you are holding, depending on what's closer.

This approach ensures both of you work on tasks aligned with your relative positions, efficiently contributing to the goal.

Figure 24: Prompt example for globally optimal planning.

Prevention of False Planning

Input

I want to do a [gograb] with <cupcake> (216). But I wonder if Bob did [gograb] with <cupcake> before me. The <cupcake> is in the kitchen. The [gograb] with this <cupcake> (216) has strong relevance for me in achieving the goal, and Bob would think so too.

I don't know if Bob visited the kitchen after the last time I saw that <cupcake> (216) in there. So, I can't tell if Bob did [gograb] with the <cupcake> (216) in the kitchen. This is the conversation log from Bob between the last time I saw that <cupcake> (216) in the kitchen and now: ["Message: "Hi Alice, I wanted to let you know that I found the <apple> (375) in the kitchen. Thanks!"].

First, predict Bob's trajectory between last time I saw <cupcake> (216) and current time, and then choose from the two answers below.

Choose from the two answers below.

- A. Bob's past trajectory wouldn't overlap with the kitchen at that time to [gograb] <cupcake> (216).
- B. Bob's past trajectory would overlap with the kitchen at that time to [gograb] <cupcake> (216).

Answer: Let's think step by step.

Output

Let's break down the situation step by step to find the most efficient way to achieve the goal of getting all three cutlery forks into the dishwasher:

1. Last time you saw the <cupcake> (216):
 - The <cupcake> (216) was in the kitchen.
 - You were aware of its location in the kitchen at that point.
2. Bob's conversation log:
 - Bob mentioned that they found the <apple> (375) in the kitchen.
 - This is the only mention of Bob's activity in the kitchen after the last time you saw the <cupcake> (216).
3. The key question: Did Bob visit the kitchen after the last time you saw the cupcake?
 - Since Bob's statement only references finding the <apple> (375) in the kitchen, this suggests that Bob was indeed in the kitchen after the last time you saw the <cupcake> (216).
 - However, there is no mention of the <cupcake> (216) being interacted with, meaning we cannot confirm if Bob grabbed it.
4. Bob's past trajectory:
 - Bob was in the kitchen after the last time you saw the <cupcake> (216), which means Bob's trajectory could overlap with the kitchen. However, since there is no explicit mention of Bob interacting with the <cupcake> (216), it is unclear whether Bob actually grabbed it.

Given this analysis, the best conclusion is:

Answer: B. Bob's past trajectory would overlap with the kitchen at that time to [gograb] <cupcake> (216).

This is because Bob was in the kitchen and might have interacted with the <cupcake> (216), though it's not explicitly stated.

Figure 25: Prompt example for the prevention of false planning.