

PLUG: Revisiting Amodal Segmentation with Foundation Model and Hierarchical Focus

Zhaochen Liu^{1,2}, Limeng Qiao³, Xiangxiang Chu³, Tingting Jiang^{1,4*}

¹National Engineering Research Center of Visual Technology,
National Key Laboratory for Multimedia Information Processing,
School of Computer Science, Peking University

²AI Innovation Center, School of Computer Science, Peking University

³Meituan Inc.

⁴National Biomedical Imaging Center, Peking University

{dreamerliu, qiaolm, ttjiang}@pku.edu.cn, cxxgtxy@gmail.com

Abstract

Aiming to predict the complete shapes of partially occluded objects, amodal segmentation is an important step towards visual intelligence. With crucial significance, practical prior knowledge derives from sufficient training, while limited amodal annotations pose challenges to achieve better performance. To tackle this problem, utilizing the mighty priors accumulated in the foundation model, we propose the first SAM-based amodal segmentation approach, PLUG. Methodologically, a novel framework with hierarchical focus is presented to better adapt the task characteristics and unleash the potential capabilities of SAM. In the region level, due to the association and division in visible and occluded areas, inmodal and amodal regions are assigned as the focuses of distinct branches to avoid mutual disturbance. In the point level, we introduce the concept of uncertainty to explicitly assist the model in identifying and focusing on ambiguous points. Guided by the uncertainty map, a computation-economic point loss is applied to improve the accuracy of predicted boundaries. Experiments are conducted on several prominent datasets, and the results show that our proposed method outperforms existing methods with large margins. Even with fewer total parameters, our method still exhibits remarkable advantages. The code and models will be publicly available.

1 Introduction

Occlusion is a common phenomenon in the real world, thus comprehending occlusion is a vital capability of visual intelligence [36]. In computer vision, amodal segmentation was proposed in 2016 [27] to predict the complete shape of an object containing both the visible portion and the occluded portion. Amodal segmentation has been widely studied since then. Researchers explored fully supervised approaches [27, 55, 39, 45, 49, 29, 11], weakly supervised approaches [51, 35, 41, 32], and diverse applications including self-driving [39, 4], image augmentation [13, 29, 38] and robotic gripping systems [43, 44, 18].

Amodal segmentation performance is closely related to the implicit prior knowledge of the model [2]. Despite the achieved progress, the pursuit of high quality priors raises a demand for sufficient training, while large-scale amodal annotations are time-consuming and labor-intensive [32]. Encouragingly, foundation models emerge and develop rapidly in recent years [54, 3]. Pre-training through massive data brings a broad and effective cognition to these foundation models, thereby inspiring a foundation-model-based paradigm of algorithm design. The Segment Anything Model, SAM [21], is a typical

*Corresponding author.

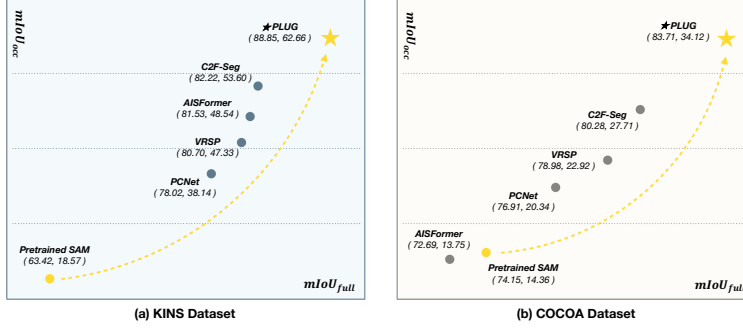


Figure 1: **The visualization of performance comparison.** $mIoU_{full}$, $mIoU_{occ}$ represent the mean IoU for the complete mask and the occluded region of each object, respectively.

and influential foundation model for segmentation. Is it feasible to utilize the potential of SAM to further improve the amodal segmentation performance without introducing extra data?

To reach this goal, we propose PLUG, the first SAM-based amodal segmentation approach. Naturally, limited accessible data leads us towards parameter-efficient finetuning, while achieving competent training is still challenging due to the complexity of amodal segmentation. Observing the positive impact of emphasizing highlights in human learning process, we expect to facilitate the model training by establishing analogous focused learning. Therefore, an elaborately-designed framework with hierarchical focus appropriate to the task characteristics is applied to better deliver the advantages of SAM, in which focused regions and points are designated explicitly.

In the region level, we realize that though related to each other, visible area segmentation and occluded area segmentation actually belong to different tasks. The former mainly focuses on the information *within* the region, while the latter requires reasonable inference considering the *entire* object region. However, the principle of parameter-efficient finetuning is to ingeniously decrease desired trainable parameters through targeting *one* specific task [1, 16]. Therefore, there is a contradiction when applying existing methods directly on amodal segmentation. To address this issue, we introduce a foundation-model-applicable parallel structure to separately focus on the inmodal and amodal regions, which involves two independent branches with different adapters to ensure mutual disturbance is avoided. Subsequently, the predictions from these two branches are fused and rectified in a simple yet effective refine module, thus retaining the relevance and close collaboration.

In the point level, we notice the significance of different points is *not* uniform for the shape of some object, among which points near the edge reveal more impact. Since the boundary prediction counts, we conceive a design to particularly focus on pertinent points thereby supporting promoted accuracy. Specifically, we introduce the concept of uncertainty based on the cross-entropy that originally possesses relevant meanings. Guided by the uncertainty map, a supplemental point loss is employed in the training. Inspired by PointRend [22], we combine random sampling and sorted selection to find points with high uncertainty without excessive additional computation. Intuitively, points near the boundary will exactly be picked due to ambiguous prediction. These points obtain enhanced penalty by the point loss. Moreover, to further prompt the focus on these points, the uncertainty is also explicitly involved in the refine module to provide practical clues for the fusion process.

To evaluate the performance of our proposed method, we conduct experiments on the prominent KINS dataset [39] and COCOA dataset [10]. Our proposed method is implemented grounded on the advanced LoRA [16], low-rank adaptation structure that exhibits wide applicability in parameter-efficient finetuning. As shown in Fig. 1, PLUG attains a remarkable upgradation in amodal segmentation compared to the pretrained SAM, and outperforms all existing approaches with large margins achieving state-of-the-art performance on both datasets. Even with fewer total parameters, PLUG still displays notable advantages. Our contributions can be summarized as follows:

- We exploit the foundation model to surmount the data-deficient issue in amodal segmentation task, and propose the first SAM-based amodal segmentation approach.
- According to the task characteristics, a novel framework with hierarchical focus is finely designed containing **Parallel LoRA** and **Uncertainty Guidance (PLUG)**, with which the

model can efficiently focus on specific regions and ambiguous points thus improving the training effectiveness and unleashing the distinguished capabilities of the foundation model.

- Our proposed method significantly outperforms existing approaches with large margins, reaching state-of-the-art performance.

2 Related Work

Amodal Segmentation. The goal of amodal segmentation is to predict the complete shape of the occluded object through the deep model, which is essential to achieve visual intelligence. In the early stages of research, besides direct approach [27, 55, 39], many fully supervised methods have been proposed with various concepts involved, such as depth relationship [53], region correlation [10, 20], and shape priors [49, 29, 5, 11]. Immediately afterward, a series of weakly supervised methods [51, 35, 23, 24, 41, 32] begin to appear with the supervision of simpler annotations, such as bounding boxes and categories. Exploiting the capabilities of amodal segmentation, researchers are concerned with its diverse applications. Amodal segmentation is critical to guarantee operational safety and reliability of various intelligent systems, such as autonomous driving [39, 4] and robotic grasping [43, 44, 18], while also forwarding image augmentation [13, 29, 38]. Though numerous related work is delivered, some issues still exist in this field. The aforementioned models exhibit a tendency towards complexity and face the challenge of universality, which is not friendly to practical use. Benefiting from the versatile feature extraction capabilities provided by large-scale vision foundational models, our method introduces a brand-new foundation-model-based architecture to tackle these problems.

Foundation Models. Recently, remarkable progress has been made in developing visual foundation models (VFM). Trained on large-scale data to acquire foundational capabilities, these models can be adapted to a wide range of related downstream vision tasks. Vision-language models like CLIP [40] are first studied, which demonstrate promising zero-shot generalization performance on different tasks. Following this paradigm, a series of models are proposed to gradually improve generalization and versatility [9, 50, 26, 28, 6, 31] and to expand applicable fields [34, 47, 21, 56, 52, 46]. Among them, the Segment Anything Model, SAM [21], is a classic work, which performs a class-agnostic segmentation given an image and a visual prompt such as box, point, or mask. By training on a model-in-the-loop dataset with billions of object masks, SAM shows excellent performance on various segmentation tasks [3]. While the recent surge of the visual foundation models, in the field of amodal segmentation research, the practical exploration of using these universal VLMs is still few.

Parameter-efficient Fine-tuning. Due to the massively scaling up of both data and model size, the training of almost all current VFMs is computation-intensive and storage-consuming. A compelling solution for this challenge is parameter-efficient fine-tuning, which is to finetune only a small set of external parameters rather than the entire model while still capitalizing on the outstanding capabilities of foundation models [17]. To achieve this, diversified approaches have been proposed. In the prompt tuning [25], a trainable tensor is added as a prefix to the input embeddings. The Series Adapter [48, 15, 19] proposes the insight of incorporating additional learnable modules in a sequential manner within a specific sub-layer. The reparametrization-based methods [1, 16, 8] transform network weights using low-rank techniques. Currently, LoRA [16] is widely used, which introduces rank decomposition matrices for specific tasks. Although LoRA effectively reduces the number of trainable parameters while retaining the performance, the original design is still not satisfactory enough for amodal segmentation. To address this problem, we propose a novel PLUG framework in this paper.

3 Method

3.1 Task Definition

For a partially occluded object, amodal segmentation is to segment its complete shape containing both visible and occluded areas. Unlike some other methods [51, 11], our PLUG do *not* require the visible mask as input. For each object i , we take only the original image \mathbf{I} and the bounding box \mathbf{B}_v^i of the visible portion that indicates the region of interest as the input. The final output is the predicted binary amodal mask $\tilde{\mathbf{M}}_a^i$. As for the supervision signal, we adopt the ground-truth binary visible mask \mathbf{M}_v^i and amodal mask \mathbf{M}_a^i . Category labels are not utilized in the training.

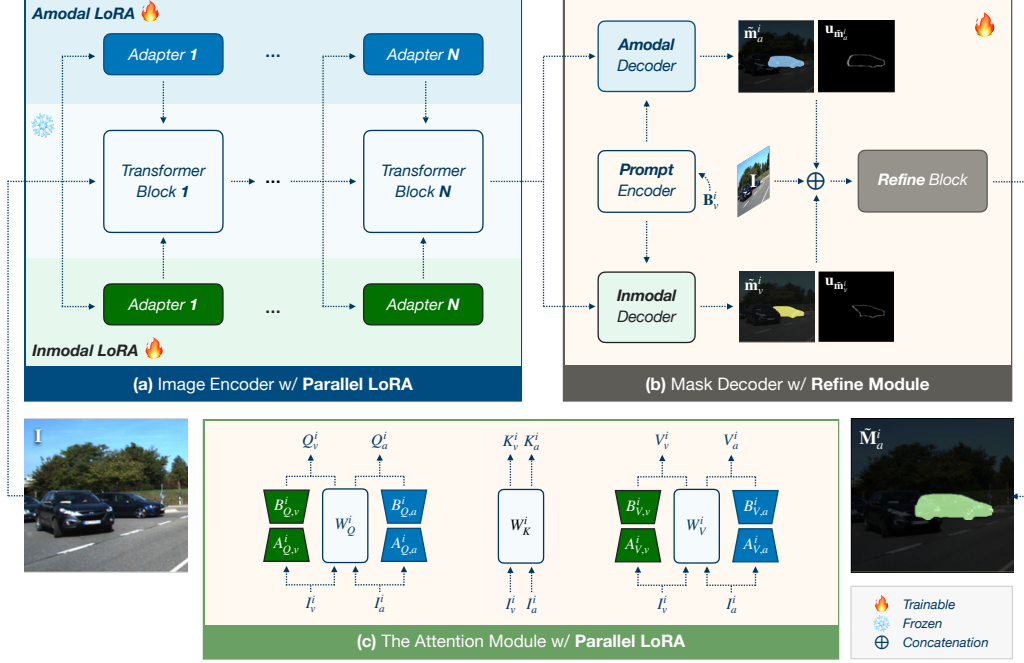


Figure 2: **The architecture of PLUG.** (a,b) On the basis of SAM, two parallel sets of LoRA adapters (Inmodal LoRA, Amodal LoRA) and corresponding two mask decoders (Inmodal Decoder, Amodal Decoder) are introduced to separately process diverse regions and avoid mutual disturbance. Guided by uncertainty maps (defined in Sec. 3.4), a simple yet effective refine module is added afterwards to rectify ambiguous points near the boundary. The refine module takes the original image, the coarse predictions and the uncertainty maps as input. (c) In each transformer block of the image encoder, low-rank adaptation matrices are applied to the attention module. The calculation of Q, V passes two parallel side roads focusing on inmodal and amodal regions respectively (refer to Sec. 3.3).

3.2 Overall Architecture

As shown in Fig. 2, our proposed approach is developed on the foundation segmentation model SAM [21]. The architecture can be divided into four parts: image encoder, prompt encoder, mask decoder, and refine module. **(1) Image Encoder.** We freeze the image encoder in SAM that contains most parameters of the pretrained model (632M/636M for the ViT-H [7] version), and utilize low-rank adaptation [16] to finetune the encoder. Introducing trainable rank decomposition matrices into each layer of the transformer architecture, LoRA can substantially limit the number of trainable parameters. Here we inject two parallel branches of LoRA, namely Inmodal LoRA and Amodal LoRA. Through the modified image encoder, inmodal image embeddings \mathbf{E}_v and amodal image embeddings \mathbf{E}_a are extracted from the original image \mathbf{I} . **(2) Prompt Encoder.** The trainable prompt encoder is used to convert the input bounding box \mathbf{B}_v^i into corresponding prompt embeddings \mathbf{E}_p^i . **(3) Mask Decoder.** We employ two trainable mask decoders, namely Inmodal Decoder and Amodal Decoder, for the two branches. The embeddings $\mathbf{E}_v, \mathbf{E}_p^i$ and $\mathbf{E}_a, \mathbf{E}_p^i$ are exploited respectively to produce coarse inmodal prediction $\tilde{\mathbf{m}}_v^i$ and coarse amodal prediction $\tilde{\mathbf{m}}_a^i$ by these mask decoders. **(4) Refine Module.** Coarse predictions $\tilde{\mathbf{m}}_v^i, \tilde{\mathbf{m}}_a^i$ from the two separate branches are integrated and refined in the subsequent refine module. The refined amodal mask $\tilde{\mathbf{M}}_a^i$ is adopted as the final output. In summary, the trainable components in the network are the parallel LoRAs, the prompt encoder, the mask decoders, and the refine module. Therefore, the overall number of trainable parameters is effectively limited.

3.3 Region-level Focus: Parallel LoRA

In experiments, we find that the prediction quality is not satisfactory enough when we directly use LoRA to finetune the SAM model and predict the amodal mask $\tilde{\mathbf{M}}_a^i$. We realize this plain approach

may contradict LoRA’s original intention. Obviously, for some object i , the complete mask of \mathbf{M}_a^i can be divided into the visible segment \mathbf{M}_v^i and the occluded segment \mathbf{M}_o^i :

$$\mathbf{M}_a^i = \mathbf{M}_v^i + \mathbf{M}_o^i. \quad (1)$$

The insight of LoRA is that for a specific task, the updates to the weights of pretrained model have a low intrinsic rank [16], while the segmentation of visible areas and occluded areas can be regarded as two distinct tasks. Though related, visible portion segmentation and occluded portion segmentation are diverse in characteristics. Firstly, the segmentation of \mathbf{M}_v^i mainly focuses on the information within the region \mathbf{B}_v^i , while the segmentation of the \mathbf{M}_o^i requires information from the entire object region. Secondly, the segmentation of the \mathbf{M}_o^i involves moderate inference utilizing the implicit shape priors in the model. Therefore, \mathbf{M}_v^i and \mathbf{M}_o^i should be processed separately to avoid mutual disturbance. Observing this, we introduce the parallel LoRA structure. Lacking sufficient semantics while completely differing from regular *modal* segmentation, it is not suitable to directly build a branch for the occluded part \mathbf{M}_o^i . Thus, we rewrite Eq. 1 as

$$\mathbf{M}_a^i = \mathbf{M}_v^i + (\mathbf{M}_a^i - \mathbf{M}_v^i), \quad (2)$$

where only \mathbf{M}_v^i and \mathbf{M}_a^i are involved. Guided by Eq. 2, we alternatively adopt a coarse visible branch and a coarse amodal branch to predict the coarse visible mask $\tilde{\mathbf{m}}_v^i$ and the coarse amodal mask $\tilde{\mathbf{m}}_a^i$, respectively. $\tilde{\mathbf{m}}_v^i, \tilde{\mathbf{m}}_a^i$ are fused by a subsequent refine module to obtain the final output $\tilde{\mathbf{M}}_a^i$.

Specifically, we adopt two parallel sets of adapters (Inmodal LoRA L_v , Amodal LoRA L_a) for the image encoder and corresponding two mask decoders (Inmodal Decoder D_v , Amodal Decoder D_a) as shown in Fig. 2. The LoRA adapters are added to each transformer block in the image encoder and initialized randomly. With parallel LoRA, each transformer block has two side roads in the attention module as shown in Fig. 2. More detailed, in the i -th transformer block, LoRA is applied to the attention weight matrices W_Q^i, W_V^i . For W_Q^i , we have inmodal adaptation matrices $A_{Q,v}^i, B_{Q,v}^i$ and amodal adaptation matrices $A_{Q,a}^i, B_{Q,a}^i$:

$$Q_{\{v,a\}}^i = W_Q^i I_{\{v,a\}}^i + B_{Q,\{v,a\}}^i A_{Q,\{v,a\}}^i I_{\{v,a\}}^i. \quad (3)$$

Similarly, for W_V^i we have $A_{V,v}^i, B_{V,v}^i, A_{V,a}^i, B_{V,a}^i$:

$$V_{\{v,a\}}^i = W_V^i I_{\{v,a\}}^i + B_{V,\{v,a\}}^i A_{V,\{v,a\}}^i I_{\{v,a\}}^i. \quad (4)$$

In the above expressions, v, a represent “visible” and “amodal”, respectively. I_v^i, I_a^i are the input of this attention module from the inmodal branch and the amodal branch before.

As for the mask decoders, Inmodal Decoder processes inmodal image embeddings and prompt embeddings, while Amodal Decoder processes amodal image embeddings and prompt embeddings:

$$\tilde{\mathbf{m}}_v^i = D_v(\mathbf{E}_v, \mathbf{E}_p^i), \tilde{\mathbf{m}}_a^i = D_a(\mathbf{E}_a, \mathbf{E}_p^i). \quad (5)$$

Both decoders are initialized with the same parameters as the mask decoder in the pretrained SAM. All trainable components in the architecture are trained concurrently to ensure close collaboration.

3.4 Point-level Focus: Uncertainty Guidance

In the segmentation task, we actually focus on the points near the boundary of the object, which determine the shape to some extent. That is, the significance of different points is diverse, among which points near the edge usually possess more importance. Accordingly, these points are also more challenging in the prediction. We hope to reflect the imbalanced importance in our method and help identify these key points more quickly. For this reason, we introduce the concept of uncertainty. As shown in Fig. 3, we define the uncertainty of some pixel as the *average* cross-entropy within the neighborhood. For point $\mathbf{x} = (x_1, x_2)$ in predicted logits \mathbf{m} , the uncertainty is

$$u_{\mathbf{m}}(\mathbf{x}) = \sum_{(i,j) \in N(\mathbf{x}, \epsilon)} (2\epsilon - 1)^{-2} \text{CE}(\mathbf{m}(i, j)), \quad (6)$$

where ϵ is a constant parameter indicates the neighborhood size. Any point (i, j) in $N(\mathbf{x}, \epsilon)$ satisfies

$$|i - x_1| < \epsilon \wedge |j - x_2| < \epsilon. \quad (7)$$

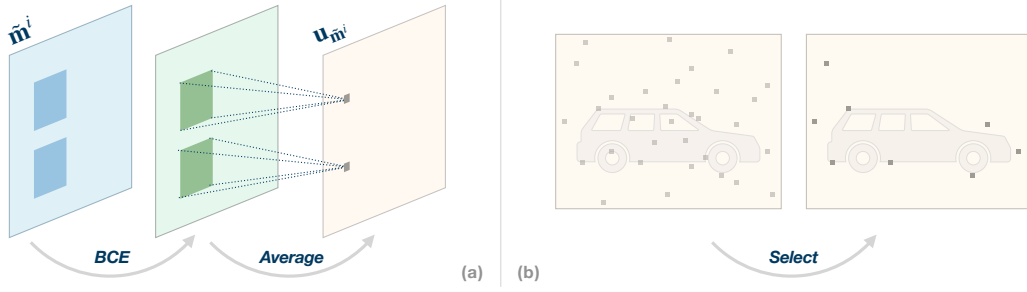


Figure 3: **An illustration of the uncertainty guidance.** (a) The uncertainty of each pixel is defined as the average cross entropy of its neighborhood. (b) We select cK points with high uncertainty (top cK) and stochastic $(1 - c)K$ points from randomly chosen nK points to apply the point loss.

Cross-entropy succinctly measures the chaos degree of predicted logits. If a point is located in a neighborhood with relatively chaotic predictions, we can assert that its uncertainty is high. For our issue, the cross entropy in the formula is actually binary cross entropy:

$$\text{CE}(\mathbf{m}(i, j)) = -[\mathbf{m}(i, j) \log \mathbf{m}(i, j) + (1 - \mathbf{m}(i, j)) \log(1 - \mathbf{m}(i, j))]. \quad (8)$$

By sequentially calculating the uncertainty of each point, we obtain an uncertainty map $\mathbf{u}_{\mathbf{m}}$ of prediction \mathbf{m} . Based on the uncertainty map, we inject point loss \mathcal{L}_p as a supplement to the common BCE loss \mathcal{L}_b , so the total loss of each decoder (Inmodal Decoder, Amodal Decoder) is

$$\mathcal{L} = \mathcal{L}_b + \mathcal{L}_p. \quad (9)$$

Inspired by PointRender [22], we select only a certain number of points to exert point loss as shown in Fig. 3. First, nK ($n > 1$) points are randomly chosen. By comparison, cK ($0 < c < 1$) points with relatively high uncertainty among these nK points are adopted, and $(1 - c)K$ points are picked stochastically. Consequently, a total of K points will apply the point loss. The above n, c, K are all constant parameters. For each selected point \mathbf{x} in prediction \mathbf{m} , the point loss contains two terms:

$$\mathcal{L}_p(\mathbf{x}) = \alpha l_e(\mathbf{x}) + \beta u_{\mathbf{m}}(\mathbf{x}). \quad (10)$$

$l_e(\mathbf{x})$ is an extra BCE loss at full resolution aiming to increase the weights of these points in the original BCE loss. α is a constant coefficient to control the promotion level. $u_{\mathbf{m}}(\mathbf{x})$ is the uncertainty. High uncertainty means the predicted value is ambiguous, which makes it hard to select a threshold for ultimate binary classification. Therefore, a certain degree of punishment is imposed. β is a constant coefficient to limit the penalty. Through the point loss, challenging points with high uncertainty are given more attention and improved towards clearer predicted values, which is significant for the segmentation of the boundaries. On the other hand, the point sampling method enables the overall computation and memory to have only a slight increase.

Though elaborately designed, the previous modules are ineluctable to be puzzled at some details of the mask, thus we introduce a coarse-to-fine structure to enhance the quality. In previous modules, We have separately obtained the coarse inmodal prediction $\tilde{\mathbf{m}}_v^i$ and the coarse amodal prediction $\tilde{\mathbf{m}}_a^i$, which can fitly provide clues to each other. Therefore, we employ a refine module to fuse them and produce a more accurate amodal mask $\tilde{\mathbf{M}}_a^i$. To explicitly indicate confusing points, we also inject the uncertainty map generated before into the module. That is, the refine module takes as input the concatenation of the original image \mathbf{I} , the coarse inmodal predictions $\tilde{\mathbf{m}}_v^i$, the coarse amodal predictions $\tilde{\mathbf{m}}_a^i$, and two corresponding uncertainty maps $\mathbf{u}_{\tilde{\mathbf{m}}_v^i}, \mathbf{u}_{\tilde{\mathbf{m}}_a^i}$. In practice, we select a simple yet effective convolutional network for the refine module contains only a ResNet block [14]:

$$\tilde{\mathbf{M}}_a^i = \text{Conv}(\mathbf{I}, \tilde{\mathbf{m}}_v^i, \tilde{\mathbf{m}}_a^i, \mathbf{u}_{\tilde{\mathbf{m}}_v^i}, \mathbf{u}_{\tilde{\mathbf{m}}_a^i}). \quad (11)$$

When facing more complex datasets, this network can flexibly adjust to multiple blocks.

4 Experiments

4.1 Datasets and Metrics

Datasets. In order to evaluate our proposed method, we conduct experiments on prominent datasets including KINS [39] and COCOA [10]. KINS and COCOA are commonly used datasets in the field of amodal segmentation, which are both based on real-world images with real occlusion.

The KINS dataset is built on the KITTI dataset [12] with supplemental amodal annotations. KINS consists of 2 super-classes (vehicle, person) and 7 sub-classes (car, truck, pedestrian, *etc.*) with 14991 images in total (7474 images for training, 7517 images for testing). Covering objects with various occlusion ratios, KINS is the largest amodal street scene dataset.

The COCOA dataset is an extension of the Amodal COCO dataset [55]. COCOA complements amodal annotations for a subset of the renowned COCO dataset [30]. COCOA contains 80 categories (dog, cat, apple, *etc.*) and 3699 images (2476 images for training, 1223 images for testing) in total.

Metrics. For we formulate the problem as a segmentation-only task, we choose mean intersection-over-union (IoU) as the metric, which is the ratio of intersecting pixels of the predicted mask and ground truth mask to their union. As in related work [11], we adopt not only mean-IoU of the complete mask ($mIoU_{full}$), but also of the occluded region ($mIoU_{occ}$). $mIoU_{full}$ reflects the overall performance, while $mIoU_{occ}$ indicates the segmentation capability in our concerned occluded areas.

4.2 Implementation Details

PLUG is implemented based on the Pytorch framework [37]. Considering a balance of cost and effectiveness, we adopt the ViT-H version of pretrained SAM [21, 7] with 636M parameters as the foundation and choose rank-16 LoRA adapters. Like related work [11], we use double magnified visible bounding boxes to crop images. All input images are resized to 512×512 and then processed. For constant parameters in the point loss, we select $\epsilon = 3, n = 4, c = 0.75, K = 256, \alpha = 0.1, \beta = 0.1$ in practice. In the training, we utilize AdamW optimizer [33] and a dynamic learning rate, which reaches 0.001 after a quick 250-iteration warmup and then gradually decreases to 0. The β_1, β_2 and the weight decay of AdamW optimizer are set to 0.9, 0.999, 0.1. A whole training contains 50 epochs and is completed on 8 NVIDIA A100 Tensor Core GPUs taking about 5 hours for the COCOA dataset and 20 hours for the KINS dataset. In the testing, we set the threshold of logits to 0.3. Pixels exceeding the threshold are considered foreground, while other pixels are considered background.

4.3 Comparison with Existing Methods

Baselines. For better evaluation of our proposed method, we choose several typical and recent approaches for comparison, which are PCNet [51], VRSP [49], AISFormer [42], and C2F-Seg [11]. These baselines are all designed for the amodal segmentation task, among which C2F-Seg is the state-of-the-art method now. It should be noted that the amodal segmentation task is different from the amodal completion task. The latter takes the ground truth visible masks of all objects as input, which

Table 1: The comparison of amodal segmentation performance on the KINS and COCOA datasets. The results of existing method are reported in C2F-Seg.

Methods	Venue	KINS		COCO A	
		$mIoU_{full}$	$mIoU_{occ}$	$mIoU_{full}$	$mIoU_{occ}$
PCNet [51]	CVPR’20	78.02	38.14	76.91	20.34
VRSP [49]	AAAI’21	80.70	47.33	78.98	22.92
AISFormer [42]	BMCV’22	81.53	48.54	72.69	13.75
C2F-Seg [11]	ICCV’23	82.22	53.60	80.28	27.71
SAM (ViT-H)	ICCV’23	63.42	18.57	74.15	14.36
Ours (ViT-B)	-	86.91	59.74	81.43	29.67
Ours (ViT-L)	-	88.10	61.42	83.23	32.88
Ours (ViT-H)	-	88.85	62.66	83.71	34.12



Figure 4: **Qualitative results.** The qualitative comparison of predicted amodal masks from VRSP, AISFormer, C2F-Seg and our proposed PLUG approach. The first two rows are from the KINS dataset, while the last three rows are from the COCOA dataset. Zoom in for a better view.

provide a lot more information. In the amodal segmentation task, visible masks are also obtained by prediction. Therefore, our comparative experiments are conducted within the scope of amodal segmentation. For fair comparison, we use pre-detected visible masks in accordance with related work [11] (by AISFormer on KINS, by VRSP on COCOA) to calculate corresponding bounding boxes, which will be taken as input of the model.

Results. As shown in Table 1, our PLUG approach significantly outperforms existing methods with large margins on both KINS and COCOA datasets, reaching state-of-the-art performance. On the KINS dataset, PLUG achieves prime performance 6.63/9.06 higher than C2F-Seg. On the more challenging COCOA dataset, PLUG still performs well and attains 83.71/34.12 on mean IoU, which beats C2F-Seg by 2.51/4.31. For better performance, the largest ViT-H version (645M parameters in total) of PLUG is recommended. Without changing other settings, replacing foundation SAM with a smaller version will result in some performance degradation. Even so, the ViT-L version (316M parameters in total) and the ViT-B version (96M parameters in total) of PLUG, which are smaller in size than C2F-Seg (382M parameters in total), can still surpass the performance of C2F-Seg. Furthermore, we can view the foundation models as infrastructure due to their numerous functionalities. In this perspective, our PLUG model possesses a very lightweight size. The incremental trainable model contains only 12.7M parameters. When multiple incremental models are built together on the foundation model, it will actually save costs compared to specific models.

Several qualitative results are also shown in Fig. 4, which intuitively display our superiority in performance. In contrast with other approaches, PLUG can provide more accurate and complete shapes. For the car in the first row, the tires and the curved rear can be identified in our prediction, while other methods only provide a rough range. For the sheep in the third row, our prediction includes its hind leg, which is not covered by other approaches.

4.4 Ablation Study

As shown in Table 2, we conduct ablation study on both KINS and COCOA datasets, in which we compare pretrained SAM with models that sequentially add fine-tuning, point loss, refine module, and parallel LoRA on it. Although we input amodal bounding boxes, the pretrained SAM (at the 1st row) can hardly provide valid predictions in the occluded regions. The 2nd row utilizes plain LoRA to finetune SAM. Consequently, the performance acquires a dramatic improvement and almost equals the state-of-the-art C2F-Seg approach. On this basis, our proposed method brings more advance.

Table 2: The ablation study on the KINS and COCOA datasets. FT, PT, RM, PL represent fine-tuning, point loss, refine module, and parallel LoRA. \mathbf{I} , \mathbf{B}_v , \mathbf{B}_a represent the original image, visible and amodal bounding box, respectively. All experiments are based on the ViT-H version of SAM.

		Settings				KINS		COCO A	
		FT	PT	RM	PL	Input	mIoU _{full}	mIoU _{occ}	mIoU _{full} mIoU _{occ}
1						\mathbf{I}, \mathbf{B}_a	63.42	18.57	74.15 14.36
2	✓					\mathbf{I}, \mathbf{B}_v	82.47	50.10	80.16 27.07
3	✓	✓				\mathbf{I}, \mathbf{B}_v	84.73	53.45	81.88 29.35
4	✓	✓	✓			\mathbf{I}, \mathbf{B}_v	85.48	55.12	82.56 31.28
5	✓	✓	✓	✓		\mathbf{I}, \mathbf{B}_v	88.85	62.66	83.71 34.12

Table 3: The comparison of different ranks of LoRA. “Params” means the parameter quantities of incremental trainable models. All experiments are based on the ViT-H version of SAM.

Rank	Params	KINS		COCO A	
		mIoU _{full}	mIoU _{occ}	mIoU _{full}	mIoU _{occ}
4	8.8 M	88.01	61.23	83.44	33.25
8	10.0 M	88.32	61.87	83.60	33.81
16	12.7 M	88.85	62.66	83.71	34.12
32	17.9 M	88.54	62.08	83.54	33.78

The Effect of Point Loss. To verify the benefit of the point loss, we can compare the 2nd and 3rd rows in Table 2. By adding the point loss, the performance shows a significant promotion of 2.26/3.35 on KINS and 1.72/2.28 on COCOA. To confirm the point loss does not incur excessive computation, we also record the training speed on the KINS dataset. It takes about 4.3 seconds per iteration for the final version, while it takes about 3.9 seconds per iteration if the point loss is removed. The results reflect that the impact of point loss on training duration is limited (10% or so).

The Effect of Refine Module. To demonstrate the importance of the refine module, we can compare the 3rd and 4th rows in Table 2. The outcome shows that the latter notably beats the former by 0.75/1.67 on the KINS dataset and 0.68/1.93 on the COCOA dataset.

The Effect of Parallel LoRA. In Table 2, we employ only a plain single-branch LoRA at the 2nd to 4th rows, while applying the two-branch parallel LoRA structure at the 5th row. To evaluate the effectiveness of parallel LoRA, we can compare the 4th and 5th rows that vary only in the LoRA structure. The latter wins a remarkable advantage of 3.37/7.54 on KINS and 1.15/2.84 on COCOA.

The Effect of The Rank of LoRA Adapters. Due to the rank r of LoRA adapters possesses a direct correlation with parameter quantity and final performance [16], we make a careful choice based on experimental results. As shown in Table 3, our selected $r = 16$ has a compact size and achieves better performance compared to other attempts.

5 Limitation

As shown in Fig. 5, we find that our model is *not* competent to give valid predictions for some non-rigid instances like people in special poses, which actually reflects a common problem in existing



Figure 5: **An example of the limitation.** In this image, the man’s occluded arm is not well segmented.

amodal segmentation methods that the diversity interpretations of hidden parts are not effectively addressed. Is it practicable to introduce prompts of more efficacious modalities or directly provide multiple reasonable predictions? We leave this challenge to future work.

6 Conclusion

In this work, we revisit the amodal segmentation task and propose a brand-new SAM-based framework, PLUG. Introducing the parallel LoRA structure to avoid mutual disturbance of different regions and the concept of uncertainty to identify ambiguous points, PLUG establishes a novel hierarchical focus mechanism to well utilize the superb capabilities of the foundation model SAM and serve the amodal segmentation task. Experimental results demonstrate PLUG significantly outperforms all existing methods and achieves state-of-the-art performance.

References

- [1] Armen Aghajanyan, Luke Zettlemoyer, and Sonal Gupta. Intrinsic dimensionality explains the effectiveness of language model fine-tuning. In *Proceedings of the Annual Meeting of the Association for Computational Linguistics and the International Joint Conference on Natural Language Processing*, page 7319–7328, 2021.
- [2] Jiayang Ao, Qihong Ke, and Krista A Ehinger. Image amodal completion: A survey. *Computer Vision and Image Understanding*, page 103661, 2023.
- [3] Muhammad Awais, Muzammal Naseer, Salman Khan, Rao Muhammad Anwer, Hisham Cholakkal, Mubarak Shah, Ming-Hsuan Yang, and Fahad Shahbaz Khan. Foundational models defining a new era in vision: A survey and outlook. *arXiv preprint arXiv:2307.13721*, 2023.
- [4] Jasmin Breitenstein and Tim Fingscheidt. Amodal cityscapes: a new dataset, its generation, and an amodal semantic segmentation challenge baseline. In *IEEE Intelligent Vehicles Symposium*, pages 1018–1025, 2022.
- [5] Junjie Chen, Li Niu, Jianfu Zhang, Jianlou Si, Chen Qian, and Liqing Zhang. Amodal instance segmentation via prior-guided expansion. In *Proceedings of the AAAI Conference on Artificial Intelligence*, volume 37, pages 313–321, 2023.
- [6] Mehdi Cherti, Romain Beaumont, Ross Wightman, Mitchell Wortsman, Gabriel Ilharco, Cade Gordon, Christoph Schuhmann, Ludwig Schmidt, and Jenia Jitsev. Reproducible scaling laws for contrastive language-image learning. In *Proceedings of the IEEE/CVF Conference on Computer Vision and Pattern Recognition*, pages 2818–2829, 2023.
- [7] Alexey Dosovitskiy, Lucas Beyer, Alexander Kolesnikov, Dirk Weissenborn, Xiaohua Zhai, Thomas Unterthiner, Mostafa Dehghani, Matthias Minderer, Georg Heigold, Sylvain Gelly, Jakob Uszkoreit, and Neil Houlsby. An image is worth 16x16 words: Transformers for image recognition at scale. In *Proceedings of the International Conference on Learning Representations*, 2021.
- [8] Ali Edalati, Marzieh Tahaei, Ivan Kobyzev, Vahid Partovi Nia, James J Clark, and Mehdi Rezagholizadeh. Krona: Parameter efficient tuning with kronecker adapter. In *Advances in Neural Information Processing Systems*, The Third Workshop on Efficient Natural Language and Speech Processing, 2023.
- [9] Yuxin Fang, Wen Wang, Binhui Xie, Quan Sun, Ledell Wu, Xinggang Wang, Tiejun Huang, Xinlong Wang, and Yue Cao. Eva: Exploring the limits of masked visual representation learning at scale. In *Proceedings of the IEEE/CVF Conference on Computer Vision and Pattern Recognition*, pages 19358–19369, 2023.
- [10] Patrick Follmann, Rebecca König, Philipp Härtinger, Michael Klostermann, and Tobias Böttger. Learning to see the invisible: End-to-end trainable amodal instance segmentation. In *Proceedings of the IEEE Winter Conference on Applications of Computer Vision*, pages 1328–1336, 2019.

- [11] Jianxiong Gao, Xuelin Qian, Yikai Wang, Tianjun Xiao, Tong He, Zheng Zhang, and Yanwei Fu. Coarse-to-fine amodal segmentation with shape prior. In *Proceedings of the IEEE/CVF International Conference on Computer Vision*, pages 1262–1271, 2023.
- [12] Andreas Geiger, Philip Lenz, and Raquel Urtasun. Are we ready for autonomous driving? the kitti vision benchmark suite. In *Proceedings of the IEEE/CVF Conference on Computer Vision and Pattern Recognition*, pages 3354–3361, 2012.
- [13] Vasileios Gkitsas, Vladimiro Sterzentsenko, Nikolaos Zioulis, Georgios Albanis, and Dimitrios Zarpalas. Panodr: Spherical panorama diminished reality for indoor scenes. In *Proceedings of the IEEE/CVF Conference on Computer Vision and Pattern Recognition*, pages 3716–3726, 2021.
- [14] Kaiming He, Xiangyu Zhang, Shaoqing Ren, and Jian Sun. Deep residual learning for image recognition. In *Proceedings of the IEEE/CVF Conference on Computer Vision and Pattern Recognition*, pages 770–778, 2016.
- [15] Neil Houlsby, Andrei Giurgiu, Stanislaw Jastrzebski, Bruna Morrone, Quentin De Laroussilhe, Andrea Gesmundo, Mona Attariyan, and Sylvain Gelly. Parameter-efficient transfer learning for nlp. In *Proceedings of the International Conference on Machine Learning*, pages 2790–2799, 2019.
- [16] Edward J Hu, yelong shen, Phillip Wallis, Zeyuan Allen-Zhu, Yanzhi Li, Shean Wang, Lu Wang, and Weizhu Chen. LoRA: Low-rank adaptation of large language models. In *Proceedings of the International Conference on Learning Representations*, 2022.
- [17] Zhiqiang Hu, Yihuai Lan, Lei Wang, Wanyu Xu, Ee-Peng Lim, Roy Ka-Wei Lee, Lidong Bing, and Soujanya Poria. LLM-adapters: An adapter family for parameter-efficient fine-tuning of large language models. In *Proceedings of the Conference on Empirical Methods in Natural Language Processing*, page 5254–5276, 2023.
- [18] Yusuke Inagaki, Ryosuke Araki, Takayoshi Yamashita, and Hironobu Fujiyoshi. Detecting layered structures of partially occluded objects for bin picking. In *Proceedings of the IEEE/RSJ International Conference on Intelligent Robots and Systems*, pages 5786–5791, 2019.
- [19] Rabeeh Karimi Mahabadi, James Henderson, and Sebastian Ruder. Compacter: Efficient low-rank hypercomplex adapter layers. In *Advances in Neural Information Processing Systems*, volume 34, pages 1022–1035, 2021.
- [20] Lei Ke, Yu-Wing Tai, and Chi-Keung Tang. Deep occlusion-aware instance segmentation with overlapping bilayers. In *Proceedings of the IEEE/CVF Conference on Computer Vision and Pattern Recognition*, pages 4019–4028, 2021.
- [21] Alexander Kirillov, Eric Mintun, Nikhila Ravi, Hanzi Mao, Chloe Rolland, Laura Gustafson, Tete Xiao, Spencer Whitehead, Alexander C. Berg, Wan-Yen Lo, Piotr Dollar, and Ross Girshick. Segment anything. In *Proceedings of the IEEE/CVF International Conference on Computer Vision*, pages 4015–4026, 2023.
- [22] Alexander Kirillov, Yuxin Wu, Kaiming He, and Ross Girshick. Pointrend: Image segmentation as rendering. In *Proceedings of the IEEE/CVF Conference on Computer Vision and Pattern Recognition*, pages 9799–9808, 2020.
- [23] Adam Kortylewski, Ju He, Qing Liu, and Alan L Yuille. Compositional convolutional neural networks: A deep architecture with innate robustness to partial occlusion. In *Proceedings of the IEEE/CVF Conference on Computer Vision and Pattern Recognition*, pages 8940–8949, 2020.
- [24] Adam Kortylewski, Qing Liu, Angtian Wang, Yihong Sun, and Alan Yuille. Compositional convolutional neural networks: A robust and interpretable model for object recognition under occlusion. *International Journal of Computer Vision*, 129:736–760, 2021.
- [25] Brian Lester, Rami Al-Rfou, and Noah Constant. The power of scale for parameter-efficient prompt tuning. In *Proceedings of the Conference on Empirical Methods in Natural Language Processing*, page 3045–3059, 2021.

- [26] Junnan Li, Dongxu Li, Caiming Xiong, and Steven Hoi. Blip: Bootstrapping language-image pre-training for unified vision-language understanding and generation. In *Proceedings of the International Conference on Machine Learning*, pages 12888–12900, 2022.
- [27] Ke Li and Jitendra Malik. Amodal instance segmentation. In *Proceedings of the European Conference on Computer Vision*, pages 677–693, 2016.
- [28] Liunian Harold Li, Pengchuan Zhang, Haotian Zhang, Jianwei Yang, Chunyuan Li, Yiwu Zhong, Lijuan Wang, Lu Yuan, Lei Zhang, Jenq-Neng Hwang, et al. Grounded language-image pre-training. In *Proceedings of the IEEE/CVF Conference on Computer Vision and Pattern Recognition*, pages 10965–10975, 2022.
- [29] Zhixuan Li, Weining Ye, Tingting Jiang, and Tiejun Huang. 2d amodal instance segmentation guided by 3d shape prior. In *Proceedings of the European Conference on Computer Vision*, pages 165–181, 2022.
- [30] Tsung-Yi Lin, Michael Maire, Serge Belongie, James Hays, Pietro Perona, Deva Ramanan, Piotr Dollár, and C Lawrence Zitnick. Microsoft coco: Common objects in context. In *Proceedings of the European Conference on Computer Vision*, pages 740–755, 2014.
- [31] Shilong Liu, Zhaoyang Zeng, Tianhe Ren, Feng Li, Hao Zhang, Jie Yang, Chunyuan Li, Jianwei Yang, Hang Su, Jun Zhu, et al. Grounding dino: Marrying dino with grounded pre-training for open-set object detection. *arXiv preprint arXiv:2303.05499*, 2023.
- [32] Zhaochen Liu, Zhixuan Li, and Tingting Jiang. BLADE: Box-level supervised amodal segmentation through directed expansion. In *Proceedings of the AAAI Conference on Artificial Intelligence*, volume 38, pages 3846–3854, 2024.
- [33] Ilya Loshchilov and Frank Hutter. Decoupled weight decay regularization. In *Proceedings of the International Conference on Learning Representations*, 2018.
- [34] Timo Lüddecke and Alexander Ecker. Image segmentation using text and image prompts. In *Proceedings of the IEEE/CVF Conference on Computer Vision and Pattern Recognition*, pages 7086–7096, 2022.
- [35] Khoi Nguyen and Sinisa Todorovic. A weakly supervised amodal segmenter with boundary uncertainty estimation. In *Proceedings of the IEEE/CVF International Conference on Computer Vision*, pages 7396–7405, 2021.
- [36] Stephen E Palmer. *Vision science: Photons to phenomenology*. MIT press, 1999.
- [37] Adam Paszke, Sam Gross, Francisco Massa, Adam Lerer, James Bradbury, Gregory Chanan, Trevor Killeen, Zeming Lin, Natalia Gimelshein, Luca Antiga, et al. Pytorch: An imperative style, high-performance deep learning library. In *Advances in Neural Information Processing Systems*, volume 32, pages 8026–8037, 2019.
- [38] Giovanni Pintore, Marco Agus, Eva Almansa, and Enrico Gobbetti. Instant automatic emptying of panoramic indoor scenes. *IEEE Transactions on Visualization and Computer Graphics*, 28(11):3629–3639, 2022.
- [39] Lu Qi, Li Jiang, Shu Liu, Xiaoyong Shen, and Jiaya Jia. Amodal instance segmentation with kins dataset. In *Proceedings of the IEEE/CVF Conference on Computer Vision and Pattern Recognition*, pages 3014–3023, 2019.
- [40] Alec Radford, Jong Wook Kim, Chris Hallacy, Aditya Ramesh, Gabriel Goh, Sandhini Agarwal, Girish Sastry, Amanda Askell, Pamela Mishkin, Jack Clark, et al. Learning transferable visual models from natural language supervision. In *Proceedings of the International Conference on Machine Learning*, pages 8748–8763, 2021.
- [41] Yihong Sun, Adam Kortylewski, and Alan Yuille. Amodal segmentation through out-of-task and out-of-distribution generalization with a bayesian model. In *Proceedings of the IEEE/CVF Conference on Computer Vision and Pattern Recognition*, pages 1215–1224, 2022.

- [42] Minh Tran, Khoa Vo, Kashu Yamazaki, Arthur Fernandes, Michael Kidd, and Ngan Le. Ais-former: Amodal instance segmentation with transformer. In *Proceedings of the British Machine Vision Conference*, 2022.
- [43] Kentaro Wada, Shingo Kitagawa, Kei Okada, and Masayuki Inaba. Instance segmentation of visible and occluded regions for finding and picking target from a pile of objects. In *Proceedings of the IEEE/RSJ International Conference on Intelligent Robots and Systems*, pages 2048–2055, 2018.
- [44] Kentaro Wada, Kei Okada, and Masayuki Inaba. Joint learning of instance and semantic segmentation for robotic pick-and-place with heavy occlusions in clutter. In *Proceedings of the International Conference on Robotics and Automation*, pages 9558–9564, 2019.
- [45] Angtian Wang, Yihong Sun, Adam Kortylewski, and Alan L Yuille. Robust object detection under occlusion with context-aware compositionalnets. In *Proceedings of the IEEE/CVF Conference on Computer Vision and Pattern Recognition*, pages 12645–12654, 2020.
- [46] Teng Wang, Jinrui Zhang, Junjie Fei, Yixiao Ge, Hao Zheng, Yunlong Tang, Zhe Li, Mingqi Gao, Shanshan Zhao, Ying Shan, et al. Caption anything: Interactive image description with diverse multimodal controls. *arXiv preprint arXiv:2305.02677*, 2023.
- [47] Xinlong Wang, Xiaosong Zhang, Yue Cao, Wen Wang, Chunhua Shen, and Tiejun Huang. Seg-gpt: Towards segmenting everything in context. In *Proceedings of the IEEE/CVF International Conference on Computer Vision*, pages 1130–1140, 2023.
- [48] Yaqing Wang, Subhabrata Mukherjee, Xiaodong Liu, Jing Gao, Ahmed Hassan Awadallah, and Jianfeng Gao. Adamix: Mixture-of-adapters for parameter-efficient tuning of large language models. In *Proceedings of the Conference on Empirical Methods in Natural Language Processing*, page 5744–5760, 2022.
- [49] Yuting Xiao, Yanyu Xu, Ziming Zhong, Weixin Luo, Jiawei Li, and Shenghua Gao. Amodal segmentation based on visible region segmentation and shape prior. In *Proceedings of the AAAI Conference on Artificial Intelligence*, volume 35, pages 2995–3003, 2021.
- [50] Lewei Yao, Runhui Huang, Lu Hou, Guansong Lu, Minzhe Niu, Hang Xu, Xiaodan Liang, Zhenguo Li, Xin Jiang, and Chunjing Xu. Filip: Fine-grained interactive language-image pre-training. In *Proceedings of the International Conference on Learning Representations*, 2022.
- [51] Xiaohang Zhan, Xingang Pan, Bo Dai, Ziwei Liu, Dahua Lin, and Chen Change Loy. Self-supervised scene de-occlusion. In *Proceedings of the IEEE/CVF Conference on Computer Vision and Pattern Recognition*, pages 3784–3792, 2020.
- [52] Chaoning Zhang, Dongshen Han, Yu Qiao, Jung Uk Kim, Sung-Ho Bae, Seungkyu Lee, and Choong Seon Hong. Faster segment anything: Towards lightweight sam for mobile applications. *arXiv preprint arXiv:2306.14289*, 2023.
- [53] Ziheng Zhang, Anpei Chen, Ling Xie, Jingyi Yu, and Shenghua Gao. Learning semantics-aware distance map with semantics layering network for amodal instance segmentation. In *Proceedings of the 27th ACM International Conference on Multimedia*, pages 2124–2132, 2019.
- [54] Ce Zhou, Qian Li, Chen Li, Jun Yu, Yixin Liu, Guangjing Wang, Kai Zhang, Cheng Ji, Qiben Yan, Lifang He, et al. A comprehensive survey on pretrained foundation models: A history from bert to chatgpt. *arXiv preprint arXiv:2302.09419*, 2023.
- [55] Yan Zhu, Yuandong Tian, Dimitris Metaxas, and Piotr Dollár. Semantic amodal segmentation. In *Proceedings of the IEEE/CVF Conference on Computer Vision and Pattern Recognition*, pages 1464–1472, 2017.
- [56] Xueyan Zou, Jianwei Yang, Hao Zhang, Feng Li, Linjie Li, Jianfeng Wang, Lijuan Wang, Jianfeng Gao, and Yong Jae Lee. Segment everything everywhere all at once. In *Advances in Neural Information Processing Systems*, volume 36, pages 19769–19782, 2023.