

Secure Communications in Near-Filed ISCAP Systems with Extremely Large-Scale Antenna Arrays

(Invited paper)

Zixiang Ren^{1,2}, Siyao Zhang², Xinmin Li⁴, Ling Qiu¹, Jie Xu^{3,2}, and Derrick Wing Kwan Ng⁵

¹Key Laboratory of Wireless-Optical Communications, Chinese Academy of Sciences, School of Information Science and Technology, University of Science and Technology of China

²Future Network of Intelligence Institute, The Chinese University of Hong Kong, Shenzhen

³School of Science and Engineering, The Chinese University of Hong Kong, Shenzhen

⁴College of Computer Science, Chengdu University, Chengdu

⁵School of Electrical Engineering and Telecommunications, University of New South Wales

E-mail: rzx66@mail.ustc.edu.cn, zsy@mails.swust.edu.cn, lxm_edu@126.com,

lqiu@ustc.edu.cn, xujie@cuhk.edu.cn, w.k.ng@unsw.edu.au

Abstract—This paper investigates secure communications in a near-field multi-functional integrated sensing, communication, and powering (ISCAP) system with an extremely large-scale antenna arrays (ELAA) equipped at the base station (BS). In this system, the BS sends confidential messages to a single communication user (CU), and at the same time wirelessly senses a point target and charges multiple energy receivers (ERs). It is assumed that the ERs and the sensing target are potential eavesdroppers that may attempt to intercept the confidential messages intended for the CU. We consider the joint transmit beamforming design to support secure communications while ensuring the sensing and powering requirements. In particular, the BS transmits dedicated sensing/energy beams in addition to the information beam, which also play the role of artificial noise (AN) for effectively jamming potential eavesdroppers. Building upon this, we maximize the secrecy rate at the CU, subject to the maximum Cramér-Rao bound (CRB) constraints for target sensing and the minimum harvested energy constraints for the ERs. Although the formulated joint beamforming problem is non-convex and challenging to solve, we acquire the optimal solution via the semi-definite relaxation (SDR) and fractional programming techniques together with a one-dimensional (1D) search. Subsequently, we present two alternative designs based on zero-forcing (ZF) beamforming and maximum ratio transmission (MRT), respectively. Finally, our numerical results show that our proposed approaches exploit both the distance-domain resolution of near-field ELAA and the joint beamforming design for enhancing secure communication performance while ensuring the sensing and powering requirements in ISCAP, especially when the CU and the target and ER eavesdroppers are located at the same angle (but different distances) with respect to the BS.

Index Terms—Integrated sensing, communication, and powering (ISCAP), secure communications, extremely large-scale antenna array, near-field beamforming, non-convex optimization.

I. INTRODUCTION

Integrated sensing and communication (ISAC) and wireless information and power transfer (WIPT) have emerged as promising technologies for enabling future sixth-generation (6G) wireless networks, in which the radio signals conventionally adopted for wireless communications are reused for the dual roles of environmental sensing and wireless power transfer (WPT), respectively [1]–[4]. With their independent

advancements, integrated sensing, communication, and powering (ISCAP) unifying ISAC and WIPT has recently attracted growing research interests, which transforms 6G into a new multi-functional wireless network amalgamating communication, sensing, and WPT functionalities, thereby achieving synergy and mutual benefits among these essential functions [5].

Despite the potential benefits, the emergence of ISCAP system introduces novel data security threats for wireless networks. Due to the involvements of new sensing and WPT functionalities, the radio signal beams need to be steered toward sensing targets and energy receivers (ERs). This, however, may lead to severe information leakage if they are potential information eavesdroppers. Therefore, it is important but challenging to provide secure communications while preserving sensing and WPT requirements. To address this security concern, employing dedicated sensing/energy signals as artificial noise (AN) is a promising solution. In this approach, dedicated signal beams can be transmitted jointly with the information signal beams for offering full degrees of freedom to enhance sensing and WPT performance, which can also serve as AN to confuse potential eavesdroppers. While the joint information and energy/sensing/AN beamforming design has been investigated in ISAC and WIPT systems independently [6]–[8], how to properly design the joint beamforming in ISCAP for efficiently balancing the performance tradeoff among secure communication, target sensing, and multiuser WPT has not been well addressed in the literature yet.

On the other hand, extremely large-scale antenna array (ELAA) is an evolutionary technology in 6G, which provides significantly enhanced beamforming gains by increasing the number of antennas at the base station (BS) an order of magnitude larger than the fifth-generation (5G) counterpart [9]. In this case, the conventional designs based on far-field channel properties with planar wavefront do not hold, and new design approaches based on near-field channels with spherical wavefront are desirable [10]. More specifically, with the spher-

ical wavefront property, the traditional far-field beam steering evolves into near-field beam focusing [11], which enables transmitted signal energy to be concentrated on desired areas in both angular and distance domains concurrently, thereby improving desired communication signal power and reducing information leakage, enhancing power transfer efficiency, and achieving accurate target localization in both angular and distance domains [12]. It is thus envisioned that leveraging ELAA in ISCAP systems holds significant potential to enhance secure communication, target sensing, and WPT performances simultaneously.

This paper explores secure communications in a near-field multi-functional ISCAP system with one single CU, one sensing target, and multiple ERs. The sensing target and ERs act as potential eavesdroppers attempting to intercept the confidential message intended for the CU. To begin with, we formulate a joint information and sensing/energy/AN beamforming problem, with the objective of maximizing the secrecy rate subject to sensing CRB constraints for target parameters estimation and power harvesting constraints for ERs. Despite the non-convex nature of the formulated joint beamforming problem, we obtain the optimal solution by exploiting semidefinite relaxation (SDR) and fractional programming techniques together with a one-dimensional (1D) search. Furthermore, we present two alternative designs based on zero-forcing (ZF) beamforming and maximum ratio transmission (MRT), respectively. Finally, numerical results are provided to demonstrate the effectiveness of our proposed methods. It is shown that our proposed designs outperform other schemes by exploiting both the distance-domain resolution of near-field ELAA and the joint beamforming design for enhancing the secure communication performance while ensuring the sensing and powering requirements in ISCAP, especially when the CU and the target and ER eavesdroppers are located at an identical angle but different distances with respect to the BS.

Notations: Throughout this paper, vectors and matrices are denoted by bold lower- and upper-case letters, respectively. $\mathbb{C}^{N \times M}$ denotes the space of $N \times M$ matrices with complex entries. For a square matrix \mathbf{A} , $\text{Tr}(\mathbf{A})$ denotes its trace and $\mathbf{A} \succeq \mathbf{0}$ means that \mathbf{A} is positive semi-definite. For a complex arbitrary-size matrix \mathbf{B} , $\text{rank}(\mathbf{B})$, \mathbf{B}^T , \mathbf{B}^H , and denote its rank, transpose, and complex conjugate, respectively. $\mathbb{E}(\cdot)$ denotes the stochastic expectation, $\|\cdot\|$ denotes the Euclidean norm of a vector, and $\mathcal{CN}(\mathbf{x}, \mathbf{Y})$ denotes the circularly symmetric complex Gaussian (CSCG) random distribution with mean vector \mathbf{x} and covariance matrix \mathbf{Y} . $(x)^+ \triangleq \max(x, 0)$. $\frac{\partial}{\partial}(\cdot)$ denotes the partial derivative operator. $\text{vec}(\cdot)$ denotes the vectorization operator.

II. SYSTEM MODEL AND PROBLEM FORMULATION

This paper considers a narrowband ISCAP system as shown in Fig. 1, which comprises a multi-functional BS, one sensing target, K single-antenna ERs, and a single-antenna CU. We assume that the BS is equipped with an N -antenna uniform linear array (ULA) with adjustment antenna spacing d . As a result, the aperture of this antenna array is $D = (N - 1)d$.

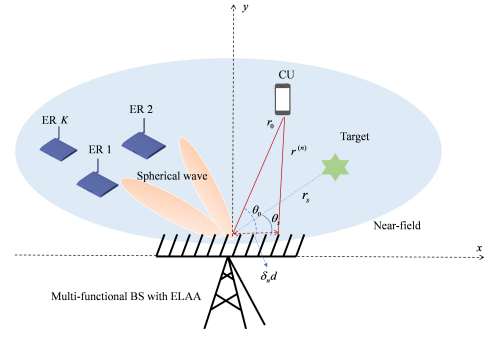


Fig. 1. Illustration of the considered ISCAP system.

Let λ denote the wavelength of the narrowband system. We assume that the CU, ERs, and the sensing target are located in the near-field region of the BS, i.e., their distances from the BS are less than the Rayleigh distance $\frac{2D^2}{\lambda}$ [10]. In this scenario, the BS transmits confidential messages to the CU while simultaneously delivering power to K ERs and conducting target localization for the sensing target. It is also assumed that the K ERs and the sensing target are potential eavesdroppers that may attempt to intercept the confidential messages for the CU. Let $\mathcal{K}_{\text{ER}} \triangleq \{1, 2, \dots, K\}$ denote the set of all K ERs and $\mathcal{K}_{\text{EAV}} = \mathcal{K}_{\text{ER}} \cup \{K + 1\}$ denote the set of potential eavesdroppers, in which $k = K + 1$ represents the target.

First, we present the joint information and energy/sensing/AN beamforming design for secure ISCAP. We assume that the BS utilizes transmit beamforming to transmit the confidential message $s_0(t) \in \mathbb{C}$ to the CU, where $s_0(t)$ is a CSCG random variable with zero mean and unit variance, i.e., $s_0(t) \sim \mathcal{CN}(0, 1)$, with $t \in \{1, \dots, T\}$ denoting the symbol index. We adopt $\mathbf{w}_0 \in \mathbb{C}^{N \times 1}$ to denote the transmit information beamforming vector. In addition to the information signal $s_0(t)$, the BS also transmits dedicated signals $\mathbf{s}_1(t) \in \mathbb{C}^{N \times 1}$ that play the triple roles of energy signals, sensing signals, and AN to facilitate target sensing and energy transmission and to confuse the potential eavesdroppers. We assume that $\mathbf{s}_1(t)$ is independent from $s_0(t)$ and is a CSCG random vector with zero mean and covariance $\mathbf{S} = \mathbb{E}(\mathbf{s}_1(t)\mathbf{s}_1^H(t)) \succeq \mathbf{0}$, i.e., $\mathbf{s}_1(t) \sim \mathcal{CN}(\mathbf{0}, \mathbf{S})$. We assume that $s_0(t)$ and $\mathbf{s}_1(t)$ are statistically independent across different symbols, $\forall t \in \{1, \dots, T\}$. As a result, the transmitted signal by the BS is expressed as

$$\mathbf{x}(t) = \mathbf{w}_0 s_0(t) + \mathbf{s}_1(t). \quad (1)$$

Consequently, the transmit covariance matrix of $\mathbf{x}(t)$ is

$$\mathbf{R}_x = \mathbb{E}(\mathbf{x}(t)\mathbf{x}^H(t)) = \mathbf{W} + \mathbf{S}, \quad (2)$$

where $\mathbf{W} = \mathbf{w}_0 \mathbf{w}_0^H$ with $\mathbf{W} \succeq \mathbf{0}$ and $\text{rank}(\mathbf{W}) \leq 1$. We consider that the BS is subject to a maximum transmit power budget P . In this case, we have

$$\text{Tr}(\mathbf{W} + \mathbf{S}) \leq P. \quad (3)$$

Then, we introduce the near-field channel model. Let $\mathbf{g}_0 \in \mathbb{C}^{N \times 1}$ denote the channel vector between the BS and the CU. Let $\mathbf{g}_k \in \mathbb{C}^{N \times 1}$ denote the eavesdropping channel vector between the BS and potential eavesdropper $k \in \mathcal{K}_{\text{EAV}}$.

Without loss of generality, we suppose that the ULA is oriented along the x-axis, with the origin being the midpoint. Accordingly, the Cartesian coordinate of its n -th antenna element is $(0, \delta_n d)$, where $\delta_n = \frac{2n-N+1}{2}$, $n \in \{0, \dots, N-1\}$. Consider a particular point (r, θ) in polar coordinates, the distance between the n -th element and the point is given as [13]

$$r^{(n)} = \sqrt{r^2 + (\delta_n d)^2 - 2\delta_n d r \cos \theta}. \quad (4)$$

As a result, the near-field steering vector is given by

$$\mathbf{a}(\theta, r) = \frac{1}{\sqrt{N}} [e^{-j\frac{2\pi}{\lambda}(r^{(0)}-r)}, \dots, e^{-j\frac{2\pi}{\lambda}(r^{(N-1)}-r)}]^T. \quad (5)$$

It is assumed that the near-field channels \mathbf{g}_k 's each consist of one line-of-sight (LoS) path and $J_k \geq 0$ scattering or non-line-of-sight (NLoS) paths, $k \in \{0\} \cup \mathcal{K}_{\text{EAV}}$. Let (r_0, θ_0) denote the polar coordinate of the CU and (r_k, θ_k) denote polar coordinate of eavesdropper k . The LoS channel vector for the CU or eavesdropper k in the near-field region is given as

$$\mathbf{g}_k^{\text{LoS}} = \alpha_k \mathbf{a}(\theta_k, r_k), \quad (6)$$

where $|\alpha_k| = \frac{c}{4\pi f r_k}$ denotes the complex path gain of the LoS path. Let θ_k^j and r_k^j denote the angle and distance of the j -th path, respectively. Thus, the NLoS channel component can be modeled as

$$\mathbf{g}_k^{\text{NLoS}} = \sum_{j=1}^{J_0} \alpha_k^j \mathbf{a}(\theta_k^j, r_k^j), \quad (7)$$

where $\alpha_k^j \in \mathbb{C}$ represents the complex path gain. Consequently, the near-field channel between the BS and the CU or the eavesdropper k is modeled as

$$\mathbf{g}_k = \mathbf{g}_k^{\text{LoS}} + \mathbf{g}_k^{\text{NLoS}}. \quad (8)$$

We assume that \mathbf{g}_k 's are perfectly known at the BS to facilitate secure ISCAP design [12], [14].

Subsequently, we consider the secure communications model. The received signal at the CU is expressed as

$$y_0(t) = \mathbf{g}_0^H \mathbf{w}_0 s_0(t) + \mathbf{g}_0^H \mathbf{s}_1(t) + z_0(t), \quad (9)$$

where $z_0(t) \sim \mathcal{CN}(0, \sigma_0^2)$ denotes the additive white Gaussian noise (AWGN) at the CU receiver with σ_0^2 denoting the noise power. Based on (9), the received signal-to-interference-plus-noise ratio (SINR) at the CU is

$$\gamma_0(\mathbf{W}, \mathbf{S}, \mathbf{h}) = \frac{\mathbf{g}_0^H \mathbf{W} \mathbf{g}_0}{\mathbf{g}_0^H \mathbf{S} \mathbf{g}_0 + \sigma_0^2}. \quad (10)$$

Furthermore, the received signal at eavesdropper $k \in \mathcal{K}_{\text{EAV}}$ is denoted as

$$y_k(t) = \mathbf{g}_k^H \mathbf{w}_0 s_0(t) + \mathbf{g}_k^H \mathbf{s}_1(t) + z_k(t), \quad (11)$$

where $z_k(t) \sim \mathcal{CN}(0, \sigma_k^2)$ denotes the AWGN at the receiver of eavesdropper $k \in \mathcal{K}_{\text{EAV}}$ with σ_k^2 denoting the noise power. Therefore, the SINR at eavesdropper $k \in \mathcal{K}_{\text{EAV}}$ is

$$\gamma_k(\mathbf{W}, \mathbf{S}, \mathbf{g}_k) = \frac{\mathbf{g}_k^H \mathbf{W} \mathbf{g}_k}{\mathbf{g}_k^H \mathbf{S} \mathbf{g}_k + \sigma_k^2}. \quad (12)$$

As such, the achievable secrecy rate at the CU under given $\{\mathbf{g}_k\}$ is given by

$$R(\mathbf{W}, \mathbf{S}) = \min_{\mathcal{K}_{\text{EAV}}} \left(\log_2 (1 + \gamma_0(\mathbf{W}, \mathbf{S}, \mathbf{g}_0)) - \log_2 (1 + \gamma_k(\mathbf{W}, \mathbf{S}, \mathbf{g}_k)) \right)^+. \quad (13)$$

Furthermore, we consider energy harvesting at the ERs. Notice that each ER can harvest wireless energy from both information and dedicated signals, the received power at ER $k \in \mathcal{K}_{\text{ER}}$ is given as

$$E_k = \zeta \mathbf{g}_k^H (\mathbf{W} + \mathbf{S}) \mathbf{g}_k, \quad (14)$$

where $0 \leq \zeta \leq 1$ denotes the energy harvesting efficiency¹.

Moreover, we consider near-field target sensing. Let r_s and θ_s denote the distance and the angle of the sensing target to the origin, respectively. Let $\mathbf{X} = [\mathbf{x}(1), \mathbf{x}(2), \dots, \mathbf{x}(T)] \in \mathbb{C}^{N \times T}$ and $\mathbf{Y}_s \in \mathbb{C}^{N \times T}$ denote the accumulated transmitted signal and received echo signal over the T time slots. The received echo signal \mathbf{Y}_s at the BS is denoted as

$$\mathbf{Y}_s = \beta_s \mathbf{a}(\theta_s, r_s) \mathbf{a}^T(\theta_s, r_s) \mathbf{X} + \mathbf{Z}_s, \quad (15)$$

where $\beta_s \in \mathbb{C}$ denotes the complex round-trip channel coefficient of target depending on the associated path loss and its radar cross section (RCS), $\mathbf{Z}_s \in \mathbb{C}^{N \times T}$ denotes the background noise at the BS receiver (including clutters or interference) with each entry being a zero-mean CSCG random variable with variance σ_s^2 . Then, we vectorize matrix \mathbf{Y}_s as

$$\mathbf{y}_s = \hat{\mathbf{x}} + \hat{\mathbf{z}}, \quad (16)$$

where $\hat{\mathbf{x}} = \text{vec}(\beta_s \mathbf{a}(\theta_s, r_s) \mathbf{a}^T(\theta_s, r_s) \mathbf{X})$ and $\hat{\mathbf{z}} = \text{vec}(\mathbf{Z}_s)$. In this scenario, we aim to localize the target via estimating r_s and θ_s . We denote $\boldsymbol{\xi} = [\theta_s, r_s, \text{Re}(\beta_s), \text{Im}(\beta_s)]$ as unknown parameters to be estimated. The Fisher information matrix (FIM) \mathbf{J}_ξ for estimating $\boldsymbol{\xi}$ is given as [15]

$$\mathbf{J}_\xi[i, j] = \frac{1}{\sigma_s^2} \text{Re} \left(\frac{\partial \hat{\mathbf{x}}^H}{\partial \boldsymbol{\xi}[i]} \frac{\partial \hat{\mathbf{x}}}{\partial \boldsymbol{\xi}[j]} \right), i, j = 1, \dots, 4. \quad (17)$$

The CRB matrix is given by the inverse of the FIM, and its diagonal elements correspond to the CRB of parameters to be estimated. Let $\mathbf{A} = \mathbf{a}(\theta_s, r_s) \mathbf{a}^T(\theta_s, r_s)$, $\dot{\mathbf{A}}_\theta = \frac{\partial \mathbf{A}}{\partial \theta_s}$, and $\dot{\mathbf{A}}_r = \frac{\partial \mathbf{A}}{\partial r_s}$. According to [14], the CRB for estimating θ_s is given as

$$\text{CRB}(\theta_s, \mathbf{W}, \mathbf{S}) = \frac{\sigma_s^2}{2|\beta_s|^2 T} \frac{\text{tr}(\mathbf{A} \mathbf{R}_x \mathbf{A}^H)}{\text{tr}(\dot{\mathbf{A}}_\theta \mathbf{R}_x \dot{\mathbf{A}}_\theta^H) \text{tr}(\mathbf{A} \mathbf{R}_x \mathbf{A}^H) - |\text{tr}(\mathbf{A} \mathbf{R}_x \dot{\mathbf{A}}_\theta^H)|^2}. \quad (18)$$

Similarly, the CRB for estimating r_s is given as

$$\text{CRB}(r_s, \mathbf{W}, \mathbf{S}) = \frac{\sigma_s^2}{2|\beta_s|^2 T} \frac{\text{tr}(\mathbf{A} \mathbf{R}_x \mathbf{A}^H)}{\text{tr}(\dot{\mathbf{A}}_r \mathbf{R}_x \dot{\mathbf{A}}_r^H) \text{tr}(\mathbf{A} \mathbf{R}_x \mathbf{A}^H) - |\text{tr}(\mathbf{A} \mathbf{R}_x \dot{\mathbf{A}}_r^H)|^2}. \quad (19)$$

Our objective is to maximize the secrecy rate in (13), by jointly optimizing the transmit information covariance matrix \mathbf{W} and the sensing/energy/AN covariance matrix \mathbf{S} , subject to the requirements on target sensing and WPT. The secrecy rate maximization problem is formulated as

$$(P1): \max_{\mathbf{W}, \mathbf{S}} R(\mathbf{W}, \mathbf{S})$$

$$\text{s.t.} \quad \text{CRB}(\theta_s, \mathbf{W}, \mathbf{S}) \leq \Gamma_\theta,$$

$$\text{CRB}(r_s, \mathbf{W}, \mathbf{S}) \leq \Gamma_r, \quad (20a)$$

$$\zeta \mathbf{g}_k^H (\mathbf{W} + \mathbf{S}) \mathbf{g}_k \geq Q, \forall k \in \mathcal{K}_{\text{ER}}, \quad (20b)$$

$$\text{Tr}(\mathbf{W} + \mathbf{S}) \leq P, \quad (20c)$$

$$\mathbf{W} \succeq \mathbf{0}, \mathbf{S} \succeq \mathbf{0}, \quad (20d)$$

$$\text{rank}(\mathbf{W}) \leq 1, \quad (20e)$$

¹Notice that here we assume linear energy harvesting efficiency. However, our proposed designs are readily extended to the case with non-linear energy harvesting efficiency [2].

where Γ_θ , Γ_r , and Q denote the given thresholds for angle estimation, range estimation, and energy harvesting, respectively. Solving problem (P1) is generally challenging as the objective function and constraints (20a) and (20e) are non-convex.

III. OPTIMAL SOLUTION TO PROBLEM (P1)

This section presents the optimal solution to problem (P1). To reduce the solution complexity caused by the large dimension of ELAA, we first restrict the optimization of \mathbf{W} and \mathbf{S} in the subspace spanned by the sensing, communication, and powering channels. Then, we propose the optimal solution to the reformulated problem with reduced dimension.

A. Dimension Reduction

It is observed that only the signal components lying in the subspaces spanned by $\mathbf{H} = \left[\mathbf{g}_0, \dots, \mathbf{g}_{K+1}, \mathbf{a}, \frac{\partial \mathbf{a}}{\partial \theta_s}, \frac{\partial \mathbf{a}}{\partial r_s} \right] \in \mathbb{C}^{N \times (K+5)}$ contribute to problem (P1). In this case, suppose that the rank of the accumulated matrix \mathbf{H} is L , i.e., $\text{rank}(\mathbf{H}) = L \leq N$, and its truncated singular value decomposition (SVD) is

$$\mathbf{H} = \mathbf{U} \mathbf{A} \mathbf{V}^H, \quad (21)$$

where $\mathbf{U} \in \mathbb{C}^{N \times J}$ and $\mathbf{V} \in \mathbb{C}^{(K+5) \times J}$ collect the left and right singular vectors corresponding to the non-zero singular values, respectively. In this case, we express the transmit covariance matrix \mathbf{S} and \mathbf{W} as $\mathbf{S} = \mathbf{U} \tilde{\mathbf{S}}_x \mathbf{U}^H$ and $\mathbf{W} = \mathbf{U} \tilde{\mathbf{W}} \mathbf{U}^H$, respectively, where $\tilde{\mathbf{S}} \in \mathbb{C}^{L \times L}$ and $\tilde{\mathbf{W}} \in \mathbb{C}^{L \times L}$ correspond to the equivalent transmit covariance matrix to be optimized. Let $\tilde{\mathbf{g}}_k = \mathbf{U}^H \mathbf{g}_k, \forall k \in \{0\} \cup \mathcal{K}_{\text{EAV}}$ denote the projected channels in the subspace. In this case, we reduce the dimension of optimization variable from N (for \mathbf{S}) to L (for $\tilde{\mathbf{S}}$). Accordingly, we equivalently reformulate problem (P1) as

$$\begin{aligned} \text{(P2): } & \max_{\tilde{\mathbf{W}}, \tilde{\mathbf{S}}} R(\tilde{\mathbf{W}}, \tilde{\mathbf{S}}) \\ & \text{s.t. } \text{CRB}(\theta_s, \tilde{\mathbf{W}}, \tilde{\mathbf{S}}) \leq \Gamma_\theta, \\ & \text{CRB}(r_s, \tilde{\mathbf{W}}, \tilde{\mathbf{S}}) \leq \Gamma_r, \quad (22a) \\ & \zeta \tilde{\mathbf{g}}_k^H (\tilde{\mathbf{W}} + \tilde{\mathbf{S}}) \tilde{\mathbf{g}}_k \geq Q, \forall k \in \mathcal{K}_{\text{ER}}, \quad (22b) \\ & \text{Tr}(\tilde{\mathbf{W}} + \tilde{\mathbf{S}}) \leq P, \quad (22c) \\ & \tilde{\mathbf{W}} \succeq \mathbf{0}, \tilde{\mathbf{S}} \succeq \mathbf{0}, \quad (22d) \\ & \text{rank}(\tilde{\mathbf{W}}) \leq 1. \quad (22e) \end{aligned}$$

Notice that $R(\tilde{\mathbf{W}}, \tilde{\mathbf{S}})$, $\text{CRB}(\theta_s, \tilde{\mathbf{W}}, \tilde{\mathbf{S}})$, and $\text{CRB}(r_s, \tilde{\mathbf{W}}, \tilde{\mathbf{S}})$ can be obtained via replacing \mathbf{W} and \mathbf{S} in (13), (18), and (19) with $\mathbf{S} = \mathbf{U} \tilde{\mathbf{S}}_x \mathbf{U}^H$, $\mathbf{W} = \mathbf{U} \tilde{\mathbf{W}} \mathbf{U}^H$. However, problem (P2) is still difficult to solve due to the non-convexity of the objective function and the constraints in (22a) and (22e).

B. Optimal Solution to Problem (P2)

To solve (P2), we first drop the rank constraint in (22e) to obtain the SDR version of problem (P2) as

$$\begin{aligned} \text{(SDR2): } & \max_{\tilde{\mathbf{W}}, \tilde{\mathbf{S}}} R(\tilde{\mathbf{W}}, \tilde{\mathbf{S}}) \\ & \text{s.t. } \quad (22a), (22b), (22c), \text{ and } (22d). \end{aligned}$$

We further adopt the Schur component to reformulate the CRB constraint $\text{CRB}(\theta_s, \tilde{\mathbf{W}}, \tilde{\mathbf{S}}) \leq \Gamma_\theta$ as [16]

$$\begin{bmatrix} \left(\text{tr}(\dot{\mathbf{A}}_\theta \mathbf{R}_x \dot{\mathbf{A}}_\theta^H) - \frac{\sigma_s^2}{2|\beta_s|^2 \text{Tr}_r} \right) & \text{tr}(\dot{\mathbf{A}}_\theta \mathbf{R}_x \mathbf{A}^H) \\ \text{tr}(\mathbf{A} \mathbf{R}_x \dot{\mathbf{A}}_\theta^H) & \text{tr}(\mathbf{A} \mathbf{R}_x \mathbf{A}^H) \end{bmatrix} \succeq \mathbf{0}, \quad (23)$$

where $\mathbf{R}_x = \mathbf{U}(\tilde{\mathbf{W}} + \tilde{\mathbf{S}})\mathbf{U}^H$. Similarly, the CRB constraint $\text{CRB}(r_s, \tilde{\mathbf{W}}, \tilde{\mathbf{S}}) \leq \Gamma_r$ is reformulated as

$$\begin{bmatrix} \left(\text{tr}(\dot{\mathbf{A}}_r \mathbf{R}_x \dot{\mathbf{A}}_r^H) - \frac{\sigma_s^2}{2|\beta_s|^2 \text{Tr}_r} \right) & \text{tr}(\dot{\mathbf{A}}_r \mathbf{R}_x \mathbf{A}^H) \\ \text{tr}(\mathbf{A} \mathbf{R}_x \dot{\mathbf{A}}_r^H) & \text{tr}(\mathbf{A} \mathbf{R}_x \mathbf{A}^H) \end{bmatrix} \succeq \mathbf{0}. \quad (24)$$

Then, we handle the non-convex objective function. First, we introduce an auxiliary variable γ_R as an eavesdropping SINR threshold, which is a variable to be optimized. As such, we and equivalently reformulate problem (SDR2) as

$$\begin{aligned} \text{(SDR2.1): } & \max_{\tilde{\mathbf{W}}, \tilde{\mathbf{S}}, \gamma_R} \frac{\tilde{\mathbf{g}}_0^H \tilde{\mathbf{W}} \tilde{\mathbf{g}}_0}{\tilde{\mathbf{g}}_0^H \tilde{\mathbf{S}} \tilde{\mathbf{g}}_0 + \sigma_0^2} \\ & \text{s.t. } \tilde{\mathbf{g}}_k^H \tilde{\mathbf{W}} \tilde{\mathbf{g}}_k \leq \gamma_R (\tilde{\mathbf{g}}_k^H \tilde{\mathbf{S}} \tilde{\mathbf{g}}_k + \sigma_k^2), \forall k \in \mathcal{K}_{\text{EAV}}, \\ & \quad (23), (24), (22b), (22c), \text{ and } (22d). \end{aligned}$$

It is worth noting that the objective function is still non-convex. We introduce a variable $\xi > 0$ and adopt the Charnes-Cooper transformation [17] by defining $\hat{\mathbf{W}} = \xi \tilde{\mathbf{W}}$ and $\hat{\mathbf{S}} = \xi \tilde{\mathbf{S}}$. The CRB constraints in (23), (24) are equivalently reformulated as

$$\begin{aligned} & \begin{bmatrix} \left(\text{tr}(\dot{\mathbf{A}}_\theta \hat{\mathbf{R}}_x \dot{\mathbf{A}}_\theta^H) - \frac{\xi \sigma_s^2}{2|\beta_s|^2 \text{Tr}_r} \right) & \text{tr}(\dot{\mathbf{A}}_\theta \hat{\mathbf{R}}_x \mathbf{A}^H) \\ \text{tr}(\mathbf{A} \hat{\mathbf{R}}_x \dot{\mathbf{A}}_\theta^H) & \text{tr}(\mathbf{A} \hat{\mathbf{R}}_x \mathbf{A}^H) \end{bmatrix} \succeq \mathbf{0}, \quad (25) \\ & \begin{bmatrix} \left(\text{tr}(\dot{\mathbf{A}}_r \hat{\mathbf{R}}_x \dot{\mathbf{A}}_r^H) - \frac{\xi \sigma_s^2}{2|\beta_s|^2 \text{Tr}_r} \right) & \text{tr}(\dot{\mathbf{A}}_r \hat{\mathbf{R}}_x \mathbf{A}^H) \\ \text{tr}(\mathbf{A} \hat{\mathbf{R}}_x \dot{\mathbf{A}}_r^H) & \text{tr}(\mathbf{A} \hat{\mathbf{R}}_x \mathbf{A}^H) \end{bmatrix} \succeq \mathbf{0}, \quad (26) \end{aligned}$$

where $\hat{\mathbf{R}}_x = \mathbf{U}(\hat{\mathbf{W}} + \hat{\mathbf{S}})\mathbf{U}^H$. Problem (SDR2.1) is equivalently reformulated as

$$\begin{aligned} \text{(SDR2.2): } & \max_{\hat{\mathbf{W}}, \hat{\mathbf{S}}, \gamma_R, \xi > 0} \tilde{\mathbf{g}}_0^H \hat{\mathbf{W}} \tilde{\mathbf{g}}_0 \\ & \text{s.t. } \tilde{\mathbf{g}}_k^H \hat{\mathbf{W}} \tilde{\mathbf{g}}_k \leq \gamma_R (\tilde{\mathbf{g}}_k^H \hat{\mathbf{S}} \tilde{\mathbf{g}}_k + \xi \sigma_k^2), \\ & \quad \forall k \in \mathcal{K}_{\text{EAV}}, \quad (27a) \\ & \quad \tilde{\mathbf{h}}^H \hat{\mathbf{S}} \tilde{\mathbf{h}} + \xi \sigma_0^2 = 1, \quad (27b) \\ & \quad \zeta \tilde{\mathbf{g}}_k^H (\hat{\mathbf{W}} + \hat{\mathbf{S}}) \tilde{\mathbf{g}}_k \geq \xi Q, \forall k \in \mathcal{K}_{\text{ER}}, \quad (27c) \\ & \quad \text{Tr}(\hat{\mathbf{W}} + \hat{\mathbf{S}}) \leq \xi P, \quad (27d) \\ & \quad \hat{\mathbf{W}} \succeq \mathbf{0}, \hat{\mathbf{S}} \succeq \mathbf{0}, \quad (27e) \end{aligned}$$

(25) and (26).

Notice that for a given threshold γ_R , problem (SDR2.2) is reduced to the following semi-definite programming (SDP) problem (SDR2.3) that is solvable via off-the-shelf tools such as CVX [18].

$$\begin{aligned} \text{(SDR2.3): } & \max_{\hat{\mathbf{W}}, \hat{\mathbf{S}}, \xi > 0} \tilde{\mathbf{g}}_0^H \hat{\mathbf{W}} \tilde{\mathbf{g}}_0 \\ & \text{s.t. } \quad (27a)-(27e), (25), \text{ and } (26) \end{aligned}$$

As a result, we optimally solve problem (SDR2.2) via solving (SDR2.3) optimally together with a 1D search over γ_R . Therefore, problem (SDR2) is optimally solved.

Proposition 1. Let $\bar{\mathbf{W}}^*$ and $\bar{\mathbf{S}}^*$ denote the obtained optimal solution to problem (SDR2). We can always construct an equivalent solution $\bar{\mathbf{W}}^{\text{opt}}$ and $\bar{\mathbf{S}}^{\text{opt}}$ in the following, such that the same objective value in (P2) is achieved with $\text{rank}(\bar{\mathbf{W}}^{\text{opt}}) = 1$.

$$\bar{\mathbf{W}}^{\text{opt}} = \frac{\bar{\mathbf{W}}^* \bar{\mathbf{g}}_0 \bar{\mathbf{g}}_0^H \bar{\mathbf{W}}^*}{\bar{\mathbf{g}}_0^H \bar{\mathbf{W}}^* \bar{\mathbf{g}}_0}, \bar{\mathbf{S}}^{\text{opt}} = \bar{\mathbf{W}}^* + \bar{\mathbf{S}}^* - \bar{\mathbf{W}}^{\text{opt}}. \quad (28)$$

As a result, the constructed solution of $\bar{\mathbf{W}}^{\text{opt}}$ and $\bar{\mathbf{S}}^{\text{opt}}$ is optimal to problem (P2).

Proof: The proof is motivated by the proof technique in [8]. The details are omitted due to page limitation. ■

IV. ALTERNATIVE SOLUTIONS BASED ON ZF AND MRT

In this section, we propose two alternative designs based on ZF and MRT principles, respectively.

A. ZF-based Beamforming

In the ZF-based beamforming design, the information beamforming vector \mathbf{w}_0 is enforced as $\mathbf{g}_k^H \mathbf{w}_0 = 0, \forall k \in \mathcal{K}_{\text{EAV}}$. Moreover, we restrict the transmit sensing/power/AN covariance \mathbf{S} in the null space of communication channel to avoid harmful interference.

Let $\mathbf{G} = [\mathbf{g}_1, \mathbf{g}_2, \dots, \mathbf{g}_{K+1}]^H$ denote the channel matrix from the BS to all the eavesdroppers, of which the singular value decomposition (SVD) is

$$\mathbf{G} = \bar{\mathbf{U}} \bar{\mathbf{\Lambda}} \bar{\mathbf{V}}^H = \bar{\mathbf{U}} \bar{\mathbf{\Lambda}} [\mathbf{V}_1 \mathbf{V}_2]^H, \quad (29)$$

where $\bar{\mathbf{U}} \in \mathbb{C}^{(K+1) \times (K+1)}$ and $\bar{\mathbf{V}} \in \mathbb{C}^{N \times N}$ are both unitary matrices, and $\mathbf{V}_1 \in \mathbb{C}^{N \times (K+1)}$ and $\mathbf{V}_2 \in \mathbb{C}^{N \times (N-(K+1))}$ consist of the first $(K+1)$ and the last $N-(K+1)$ right singular vectors of \mathbf{G} , respectively. In order to ensure $\mathbf{g}_k^H \mathbf{w}_0 = 0, \forall k \in \mathcal{K}_{\text{EAV}}$, we set

$$\mathbf{w}_0 = \mathbf{V}_2 \bar{\mathbf{w}}_0, \quad (30)$$

where $\bar{\mathbf{w}}_0 \in \mathbb{C}^{(N-(K+1)) \times 1}$ denotes the ZF beamforming vector. Here, we set the ZF beamforming vector along the communication channel $\mathbf{V}_2^H \mathbf{g}_0$, i.e.

$$\bar{\mathbf{w}}_0 = \sqrt{\bar{p}_0} \frac{\mathbf{V}_2^H \mathbf{g}_0}{\|\mathbf{V}_2^H \mathbf{g}_0\|}, \quad (31)$$

where \bar{p}_0 is the allocated communication transmit power to be optimized. Let $\mathbf{V}_s = \mathbf{I} - \mathbf{g}_0 \mathbf{g}_0^H / \|\mathbf{g}_0\|^2$. We set the transmit covariance \mathbf{S} in the null space of communication channel to avoid interference, i.e.,

$$\mathbf{S} = \mathbf{V}_s \mathbf{S}_2 \mathbf{V}_s^H, \quad (32)$$

where $\mathbf{S}_2 \in \mathbb{C}^{N \times N}$ is the transmit covariance to be optimized. In this case, the secrecy rate becomes

$$R(\bar{\mathbf{w}}_0) = \log_2 \left(1 + \frac{\bar{p}_0}{\|\mathbf{V}_2^H \mathbf{g}_0\|^2 \sigma_0^2} \right). \quad (33)$$

As a result, we can maximize the transmit power \bar{p}_0 to equivalently maximize the secrecy rate, for which the optimization problem is formulated as

$$\begin{aligned} \text{(P3): } & \max_{\bar{p}_0, \mathbf{S}_2} \bar{p}_0 \\ & \text{s.t. } \quad \overline{\text{CRB}}(\theta_s, \bar{p}_0, \mathbf{S}_2) \leq \Gamma_\theta, \\ & \quad \overline{\text{CRB}}(r_s, \bar{p}_0, \mathbf{S}_2) \leq \Gamma_r, \\ & \quad \zeta \mathbf{g}_k^H \mathbf{V}_s \mathbf{S}_2 \mathbf{V}_s^H \mathbf{g}_k \geq Q, \forall k \in \mathcal{K}_{\text{ER}}, \\ & \quad \text{Tr}(\mathbf{V}_s \mathbf{S}_2 \mathbf{V}_s^H) + \bar{p}_0 \leq P, \\ & \quad \mathbf{S}_2 \succeq \mathbf{0}, p_0 \geq 0, \end{aligned}$$

where $\overline{\text{CRB}}(\theta_s, \bar{p}_0, \mathbf{S}_2)$ and $\overline{\text{CRB}}(r_s, \bar{p}_0, \mathbf{S}_2)$ are the corresponding CRB expression after variable transformation. Problem (P3) is a typical SDP that can be easily solved via CVX [18].

B. MRT-based Beamforming

In the MRT-based beamforming, the BS transmits the information beam for CU, in addition to one sensing beam for target sensing, and K energy beams each for one ER, in which the beamforming is designed based on the MRT principle. Let p_0 , p_s , and $\{p_k\}$ denote the allocated power dedicated for CU, target, and ERs, respectively. As such, we set the transmit covariance \mathbf{W} and \mathbf{S} as

$$\begin{aligned} \mathbf{w}_0 &= \sqrt{p_0} \mathbf{g}_0 / \|\mathbf{g}_0\|, \mathbf{W} = p_0 \mathbf{g}_0 \mathbf{g}_0^H / \|\mathbf{g}_0\|^2, \\ \mathbf{S} &= \sum_{k=1}^K p_k \mathbf{g}_k \mathbf{g}_k^H / \|\mathbf{g}_k\|^2 + p_s \mathbf{a}(\theta_s, r_s) \mathbf{a}^H(\theta_s, r_s). \end{aligned} \quad (34)$$

As a result, the optimization of \mathbf{W} and \mathbf{S} is reduced to the power allocation optimization of p_0 , p_s , and $\{p_k\}$. In this case, the secrecy rate maximization problem with MRT-based beamforming is

$$\begin{aligned} \text{(P4): } & \max_{p_0, p_s, \{p_k\}} R(p_0, p_s, \{p_k\}) \\ & \text{s.t. } \quad \widehat{\text{CRB}}(\theta_s, p_0, p_s, \{p_k\}) \leq \Gamma_\theta, \\ & \quad \widehat{\text{CRB}}(r_s, p_0, p_s, \{p_k\}) \leq \Gamma_r, \\ & \quad \zeta \mathbf{g}_k^H (p_0 \mathbf{h} \mathbf{h}^H / \|\mathbf{h}\|^2 + \mathbf{S}) \mathbf{g}_k \geq Q, \forall k \in \mathcal{K}_{\text{ER}}, \\ & \quad p_0 + p_s + \sum_{k=1}^K p_k \leq P, \end{aligned}$$

where $R(p_0, p_s, \{p_k\})$, $\widehat{\text{CRB}}(\theta_s, p_0, p_s, \{p_k\})$, and $\widehat{\text{CRB}}(r_s, p_0, p_s, \{p_k\})$ are the corresponding formulas after variable change. Problem (P4) can be optimally solved via a similar approach as for (P1), for which the details are omitted for brevity.

V. NUMERICAL RESULTS

In this section, we provide numerical results to validate the effectiveness of our proposed near-field joint secure beamforming designs for the ISCAP system. We assume that the BS is equipped with $N = 64$ antennas and the carrier frequency is set as 3 GHz such that $\lambda = 0.1$ m. Consider half-wavelength spacing, we have $d = 0.05$ m and the Rayleigh distance is around 198 m. To better illustrate the beamforming performance in the angle and distance domain, we adopt the near-field LoS channel model. Furthermore, we set the angles of CU and target to be identical, i.e., $\theta_s = \theta_0 = 60^\circ$, the distance of CU is set as $r_0 = 5$ m, and $K = 2$ ERs and randomly located in the angle region $[90^\circ, 120^\circ]$ and range region $[5 \text{ m}, 8 \text{ m}]$. The total transmit power is set as $P = 43$ dBm. Furthermore, the CRB thresholds for angle and distance are set as $\Gamma_\theta = \Gamma_r = 0.1$ and the harvested power threshold is set as $Q = 0.025$ mW. The noise power is set as $\sigma_0^2 = \sigma_k^2 = -40$ dBm. For comparison, we consider a benchmark design based on separate beamforming, in which the sensing/energy covariance \mathbf{S} is first designed with a

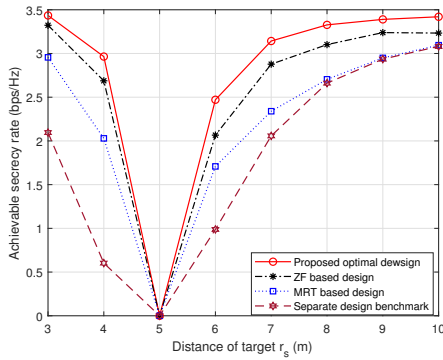


Fig. 2. Achievable secrecy rate versus the target distance r_s .

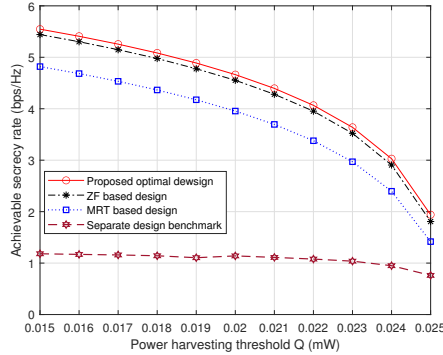


Fig. 3. Achievable secrecy rate versus the power harvesting threshold Q .

minimum power to satisfy the CRB and energy harvesting requirements. Then, the information transmit beamforming \mathbf{w}_0 is designed to achieve the maximum secrecy rate.

Fig. 2 shows the achievable secrecy rate versus the target distance r_s . It is observed that the achievable secrecy rate first decreases to zero at distance $r_s = 5$ m, then increases with the distance r_s . It is shown that although the CU and the target are located in the same direction with respect to the BS, non-zero secrecy rate is still achievable via exploiting the difference in the distance domain in near-field scenarios. This is in sharp contrast to the far-field beam steering. It is also observed that these two alternative designs achieve satisfactory secrecy rates comparable to the optimal design and outperforms the separate design benchmark. This shows the effectiveness of these designs.

Fig. 3 shows the achievable secrecy rate versus the power harvesting threshold Q , with the sensing target located at a distance of $r_s = 6$ m. It is observed that the optimal design achieves the best performance among all schemes, and ZF-based design demonstrates superior secrecy performance compared to the MRT-based design. This is due to the fact that with $N = 64$ in this case, there are sufficient design degrees of freedom for implementing ZF beamforming to achieve satisfactory secrecy rate performance.

VI. CONCLUSION

This paper investigated a secure ISCAP system with one ELAA-BS serving one single CU, one single sensing target, and multiple ERs, where both the target and ERs are potential

eavesdroppers. We proposed a novel joint information and sensing/powering/AN beamforming design to maximize the secrecy rate while ensuring the performance requirements on WPT and target sensing. We proposed the optimal solution based on the SDR and fractional programming techniques together with 1D search. Numerical results were provided to demonstrate the effectiveness of our proposed methods. It is shown that our proposed approaches utilized near-field ELAA's distance-domain resolution and joint beamforming to enhance secure communication in ISCAP.

REFERENCES

- [1] F. Liu, Y. Cui, C. Masouros, J. Xu, T. X. Han, Y. C. Eldar, and S. Buzzi, "Integrated sensing and communications: Toward dual-functional wireless networks for 6G and beyond," *IEEE J. Sel. Areas Commun.*, vol. 40, no. 6, pp. 1728–1767, Jun. 2022.
- [2] B. Clerckx, R. Zhang, R. Schober, D. W. K. Ng, D. I. Kim, and H. V. Poor, "Fundamentals of wireless information and power transfer: From RF energy harvester models to signal and system designs," *IEEE J. Sel. Areas Commun.*, vol. 37, no. 1, pp. 4–33, Jan. 2018.
- [3] W. Tong and P. Zhu, *6G: The Next Horizon*. Cambridge, U.K.: Cambridge Univ. Press, 2022.
- [4] H. Hua, J. Xu, and T. X. Han, "Optimal transmit beamforming for integrated sensing and communication," *IEEE Trans. Veh. Technol.*, vol. 72, no. 8, pp. 10588–10603, Mar. 2023.
- [5] Y. Chen, H. Hua, J. Xu, and D. W. K. Ng, "ISAC meets SWIPT: Multi-functional wireless systems integrating sensing, communication, and powering," *IEEE Trans. Wireless Commun.*, early access, 2024.
- [6] L. Liu, R. Zhang, and K.-C. Chua, "Secrecy wireless information and power transfer with MISO beamforming," *IEEE Trans. Signal Process.*, vol. 62, no. 7, pp. 1850–1863, Jan. 2014.
- [7] N. Su, F. Liu, and C. Masouros, "Secure radar-communication systems with malicious targets: Integrating radar, communications and jamming functionalities," *IEEE Trans. Wireless Commun.*, vol. 20, no. 1, pp. 83–95, Sept. 2020.
- [8] Z. Ren, L. Qiu, J. Xu, and D. W. K. Ng, "Robust transmit beamforming for secure integrated sensing and communication," *IEEE Trans. Commun.*, vol. 71, no. 9, pp. 5549–5564, Jun. 2023.
- [9] H. Lu and Y. Zeng, "Communicating with extremely large-scale array/surface: Unified modeling and performance analysis," *IEEE Trans. Wireless Commun.*, vol. 21, no. 6, pp. 4039–4053, Nov. 2021.
- [10] M. Cui, Z. Wu, Y. Lu, X. Wei, and L. Dai, "Near-field MIMO communications for 6G: Fundamentals, challenges, potentials, and future directions," *IEEE Commun. Mag.*, vol. 61, no. 1, pp. 40–46, Sept. 2022.
- [11] H. Zhang, N. Shlezinger, F. Guidi, D. Dardari, M. F. Imani, and Y. C. Eldar, "Beam focusing for near-field multiuser MIMO communications," *IEEE Trans. Wireless Commun.*, vol. 21, no. 9, pp. 7476–7490, Mar. 2022.
- [12] Z. Wang, X. Mu, and Y. Liu, "Near-field integrated sensing and communications," *IEEE Commun. Lett.*, vol. 27, no. 8, pp. 2048–2052, May 2023.
- [13] M. Cui and L. Dai, "Channel estimation for extremely large-scale MIMO: Far-field or near-field?" *IEEE Trans. Commun.*, vol. 70, no. 4, pp. 2663–2677, Apr. 2022.
- [14] K. Qu, S. Guo, and N. Saeed, "Near-field integrated sensing and communication: Performance analysis and beamforming design," *arXiv preprint arXiv:2308.06455*, 2023.
- [15] H. Hua, T. X. Han, and J. Xu, "MIMO integrated sensing and communication: CRB-rate tradeoff," *IEEE Trans. Wireless Commun.*, vol. 23, no. 4, pp. 2839–2854, Aug. 2023.
- [16] F. Liu, Y.-F. Liu, A. Li, C. Masouros, and Y. C. Eldar, "Cramér-Rao bound optimization for joint radar-communication beamforming," *IEEE Trans. Signal Process.*, vol. 70, pp. 240–253, Dec. 2021.
- [17] K. Shen and W. Yu, "Fractional programming for communication systems-Part I: Power control and beamforming," *IEEE Trans. Signal Process.*, vol. 66, no. 10, pp. 2616–2630, May 2018.
- [18] I. CVX Research, "CVX: Matlab software for disciplined convex programming, version 2.0," <http://cvxr.com/cvx>, Aug. 2012.