

Asymptotic analysis of sum-rate under SIC

Andrea Baiocchi*, Asmad Razzaque*

*Dept. of Information Engineering, Electronics and Telecommunications (DIET), University of Rome Sapienza, Italy
{andrea.baiocchi, asmadb.razzaque}@uniroma1.it

Abstract—Limitation of the cost of coordination and contention among a large number of nodes calls for grant-free approaches, exploiting physical layer techniques to solve collisions. Successive Interference Cancellation (SIC) is becoming a key building block of multiple access channel receiver, in an effort to support massive Internet of Things (IoT). In this paper, we explore the large-scale performance of SIC in a theoretical framework. A general model of a SIC receiver is stated for a shared channel with n transmitters. The asymptotic sum-rate performance is characterized as $n \rightarrow \infty$, for a suitably scaled target Signal to Noise plus Interference Ratio (SNIR). The probability distribution of the number of correctly decoded packets is shown to tend to a deterministic distribution asymptotically for large values of n . The asymptotic analysis is carried out for any probability distribution of the wireless channel gain, assuming that the average received power level is same for all nodes, through power control.

Index Terms—Multiple access; SIC; large network asymptotic regime;

I. INTRODUCTION

Internet of Things (IoT) is transforming and bringing a deep impact in every aspect of human life such as healthcare, education, Industry, agrifood chain, power grid, autonomous driving, logistic services, and smart cities [4], [1]. The evolution of IoT toward these applications opens up a paradigm of massive access that aims at realizing efficient and reliable communication for a massive number of IoT devices [5], [6]. The main characteristics of massive access include low power, massive connectivity, short packets, and low signaling overhead, which call for more robust and flexible wireless communication networks [7], [8]. Also, these requirements envision the 6G ecosystem as the playground of a data-driven society, which involves instant and unlimited connectivity to anything, ranging from tiny static sensors to autonomous objects, from anywhere, and anytime. This paradigm calls for the design of innovative multiple access techniques to provide massive connectivity, and low latency to future massive IoT systems.

A generic scenario of massive multiple access in IoT involves a huge number of connected devices that give rise typically to sporadic and random traffic. Hence, the actual number of backlogged devices, contending for access to the medium, is largely variable. A fundamental issue toward such a massive IoT scenario involves reducing the cost of coordination of a varying and possibly large number of devices in an efficient and timely manner. One promising solution toward this paradigm is the grant-free random multiple access approach, in which each active device directly transmits its data to the Base Station (BS) without waiting for any permission from the access point. Traditional grant-based access requires multiple

signaling exchanges between the device and the network to allocate resources, which can be inefficient for small and infrequent data transmissions, especially in Massive machine-type Communication (mMTC). Grant-free access minimizes this overhead [9].

The key features of grant-free random multiple access include no prior scheduling which reduces the latency and improves the system response, scalability to support a huge number of connections, energy efficiency, eliminating the need for devices to wait for a grant, and collision management.

As for the last point, since multiple devices may attempt to transmit simultaneously, leading to collisions, grant-free random access protocols often incorporate mechanisms to handle these collisions, such as coding, advanced signal processing techniques, or Non-Orthogonal Multiple Access (NOMA) [10]. NOMA enables multiple users to share the same time-frequency resources non-orthogonally [11], thus enhancing spectral efficiency and addressing the massive connectivity demands anticipated in future wireless networks [12], [13].

Several NOMA schemes have been proposed over the past few years, which can be divided into two main categories code-domain NOMA and power-domain NOMA [14]. A few variants of code-domain NOMA includes Pattern Division Multiple Access (PDMA) [15], and Multi User Shared Access (MUSA) [16]. In this paper, we mainly focus on the power-domain NOMA, as recently implemented in 3GPP LTE [17]. It involves the superposition of signals from different users, then exploiting Successive Interference Cancellation (SIC) to decode them [11].

Recent researches highlight a significant interest in leveraging advanced signal processing and machine learning techniques to address the challenges of Grant Free Multiple Access (GFMA) in modern wireless networks [18], [19]. For instance, [20] proposed a novel GFMA scheme based on deep learning techniques, achieving superior user detection accuracy and connectivity. A reinforcement learning-based approach is introduced in [21] to address the challenge of massive connectivity. An optimal power from a pool of powers is chosen, with the help multi-agent framework, to optimize spectral efficiency and user fairness while mitigating interference. A stochastic optimization-based adaptive grant-free scheme is proposed in [22], where the transmission probability and the target Signal to Noise plus Interference Ratio (SNIR) is adjusted based on the number of backlogged nodes. It is quite evident that all these performance enhancements towards adaptive grant-free protocols come from advances carried out at the physical layer, i.e. SIC [23], [24]. Hence, it becomes a crucial aspect

to understand the behavior of Multi-Packet Reception (MPR)-capable receivers, like those based on SIC, under a massive number of users.

Several works have been done toward the design, dimensioning, and optimization of scalable MPR systems, with respect to the number of transmitting nodes in the range of thousands. The authors in [25] proposed a theoretical framework to investigate the effect of several parameters, such as the capture threshold and the multi-packet reception capability, with the help of SIC, with a limited number of iterations involved in SIC decoding process. Enabling the SIC mechanism brings significant performance gains in terms of throughput, especially for low capture thresholds, however, the normalized throughput increment rapidly diminishes with each iteration of SIC [25]. SIC is utilized under the framework of ALOHA in [26], with varying numbers of users driven by the duration of previous contention periods, to maximize the throughput along with optimization of the age of information. In heavily loaded systems, the optimum SNIR profile decreases in the SIC decoding order [27], contrasting with uniform SNIR profiles found in previous studies [28] optimizing asymptotic capacity or under different energy constraints.

There still exists a significant gap in understanding the performance of SIC in large-scale systems. The role of SIC toward massive access needs great attention, especially in view of the standardization of NOMA in 3GPP network [17].

In this paper, we characterize the asymptotic behavior of sum-rate in a SIC-based, grant-free multiple access for n nodes, as $n \rightarrow \infty$. The key contributions of the paper can be summarized as follows:

- We characterize the asymptotic behavior of the probability distribution of the number of correctly decoded packets utilizing SIC in large-scale systems.
- We highlight the scaling of target SNIR that guarantees the asymptotically maximum achievable sum-rate as the number of nodes grows. This analysis is valid for any probability distribution of the channel random gain, given that the average received power is the same for all nodes.

The paper is organized as follows. In Section II, we introduce the system model and provide basic definitions. The key results are stated and discussed in Section IV, with reference to the special case of Rayleigh channel fading. The model is generalized in Section V to any possible distribution of channel gain. Conclusions are drawn in Section VI. Proof and details of mathematical developments are given in the Appendices.

II. SYSTEM MODEL

We consider n nodes sharing a common communication channel and sending packets to a sink, referred to as the BS. The focus is on uplink, i.e., packets are sent by nodes and addressed to the BS.

The communication link is modeled as an Additive White Gaussian Noise (AWGN) channel with block Rayleigh fading. Let P_j denote the *average received* power level at the BS from node j . Let also $\mathbf{S}_j = [S_j(1), \dots, S_j(\ell)]$ the symbol string transmitted by node j and h_j the channel gain coefficient

of node j . The coefficient h_j accounts for Rayleigh fading, hence $|h_j|^2$ is a negative exponential random variable. It is normalized so that $\mathbb{E}[|h_j|^2] = 1$. The received symbol string $\mathbf{R} = [R(1), \dots, R(\ell)]$ at the BS is modeled as

$$\mathbf{R} = \sum_{j=1}^n \sqrt{P_j} h_j \mathbf{S}_j + \mathbf{Z} \quad (1)$$

where $\mathbf{Z} = [Z(1), \dots, Z(\ell)]$ is the additive Gaussian noise, and the $Z(i)$'s are independent and identically distributed (i.i.d.) Gaussian random variables, i.e., $Z(i) \sim \mathcal{CN}(0, P_N)$ for $i = 1, \dots, \ell$.

Assimilating interference to additive Gaussian noise, the SNIR of node j is given by

$$\Gamma_j = \frac{P_j |h_j|^2}{P_N + I_j} \quad (2)$$

where I_j denotes the interference power level on the reception of packet of node j . Node j packet is correctly decoded if its average SNIR at the BS is no less than a suitable threshold γ , i.e., $\Gamma_j \geq \gamma$. The target SNIR γ is tied to the spectral efficiency η (information bit per symbol) of the communication channel according to $\eta = \log_2(1 + \gamma)$, consistently with the AWGN channel assumption.

The time axis is divided in slots. Nodes make transmission attempts in each slot. The slot size just fits a packet transmission time. Let L be the length of transmitted packets for all nodes and W the channel bandwidth. The time required to transmit a packet for a given target SNIR γ is

$$T = T(\gamma) = \frac{L}{W \log_2(1 + \gamma)} \quad (3)$$

In the following, we drop the subscript j referring to the considered node to discuss transmission power setting, since the same procedure applies to each node. We assume that node j estimates the long-term average path gain of its channel to the BS, e.g., thanks to pilot tones transmitted periodically by the BS. Then, node j adjusts its transmitted power level so that the average received power level at the BS matches a prescribed value P_0 , same for all nodes. P_0 is set so that the probability of failing to decode a packet sent by a single transmitting node is no more than ϵ . Decoding of a packet sent by a single transmitting node is successful, if the Signal to Noise Ratio (SNR) exceeds γ , i.e., $P_{\text{rx}}/P_N \geq \gamma$, where P_N is the background noise power level. Since the average received power level is P_0 , the requirements translates to

$$\frac{G_f P_0}{P_N} \geq \gamma \quad \text{w.p. } 1 - \epsilon \quad (4)$$

Given that G_f has a negative exponential Probability Density Function (PDF), P_0 is to be set so that $\mathcal{P}(G_f P_0 / P_N \geq \gamma) = e^{-\gamma P_N / P_0} = 1 - \epsilon$. Hence, the target SNR level S_0 at the receiving BS is set as follows:

$$S_0 = \frac{P_0}{P_N} = \frac{\gamma}{-\log(1 - \epsilon)} = \frac{\gamma}{c} \quad (5)$$

where we have introduced the constant $c = -\log(1 - \epsilon)$.

We assume an ideal SIC receiver. Let n packets be received simultaneously at the BS in one slot. Channel gain coefficient of node j is given by $|h_j|^2$ and it is a negative exponential random variable with mean 1. We denote the (descending) order statistics of the sequence $|h_1|, \dots, |h_n|$ with $|\tilde{h}_1|, \dots, |\tilde{h}_n|$. By definition, we have $|\tilde{h}_1| \geq |\tilde{h}_2| \geq \dots \geq |\tilde{h}_n|$ (ties are broken at random). SIC works as follows. Provided decoding of packets $1, \dots, k-1$ be successful, packet k is decoded successfully if and only if the following inequality holds¹:

$$\Gamma_j = \frac{P_0 |\tilde{h}_k|^2}{P_N + \sum_{r=k+1}^n P_0 |\tilde{h}_r|^2 + \xi \sum_{r=1}^{k-1} P_0 |\tilde{h}_r|^2} \geq \gamma \quad (6)$$

where ξ accounts for the fraction of residual interference due to imperfect cancellation. Perfect SIC is obtained by setting $\xi = 0$. On the contrary, $\xi = 1$ corresponds to a receiver not endowed with SIC capability, where multi-packet reception is possible only thanks to capture effect². Using Equation (5), Equation (6) can be re-written as follows:

$$\Gamma_j = \frac{|\tilde{h}_k|^2}{c/\gamma + \sum_{r=k+1}^n |\tilde{h}_r|^2 + \xi \sum_{r=1}^{k-1} |\tilde{h}_r|^2} \geq \gamma \quad (7)$$

To simplify notation, we let $Y_j = |h_j|^2$ and $Y_{(j)} = |\tilde{h}_j|^2$ for $j = 1, \dots, n$ in the following. The Y_j 's are i.i.d. negative exponential random variables with mean 1, while the $Y_{(j)}$'s form the associate descending order statistic. Successful decoding of packet carried by the m -th strongest signal with SIC requires that $\Gamma_j \geq \gamma$ for all $j = 1, \dots, m$. Using the notation introduced so far, the condition is stated as

$$\Gamma_j = \frac{Y_{(j)}}{c/\gamma + \sum_{r=j+1}^n Y_{(r)} + \xi \sum_{r=1}^{j-1} Y_{(r)}} \geq \gamma \quad (8)$$

for all $j = 1, \dots, m$. In Equation (8) the residual interference coefficient ξ is assumed to satisfy $0 \leq \xi < 1$.

If SIC is not used at the receiver, successful decoding is still possible. Each packet is decoded independently of all others, so that ordering does not matter. The packet carried by the j -th signal is successfully decoded if

$$\frac{Y_j}{c/\gamma + \sum_{r=1, r \neq j}^n Y_r} \geq \gamma \quad (9)$$

We introduce the notation $S_j = S_0 Y_j$, $j = 1, \dots, n$, to denote the SNR of node j , where S_0 is the average SNR level at the receiver (see Equation (5)), while Y_j accounts for the residual randomness of the communication channel.

In next Section we analyze the asymptotic regime for $n \rightarrow \infty$ of SIC reception, under the assumption of Rayleigh fading, i.e., that Y_j be i.i.d. negative exponential random variable with mean 1. In Section V this assumption is relaxed, by allowing the Y_j 's to have any probability distribution.

¹In the following, for ease of notation, it is mean that $\sum_{i=a}^b = 0$ and $\prod_{i=a}^b = 1$, if $a > b$.

²In this special case, ordering is not relevant and decoding of individual packets is done independently of one another.

III. SCALING OF MULTIPLE ACCESS PARAMETERS WITH THE NUMBER OF NODES

Let us consider a multiple access channel with slotted time axis and a configurable target SNIR γ , as described in the previous Section. Nodes that are backlogged at the beginning of a slot transmit in that slot with probability p , or defer a new attempt in next slot with probability $1 - p$. In this Section we motivate why the target SNIR γ and the transmission probability p must scale with the number of backlogged nodes n for stability.

To measure the efficiency of the communication channel we focus on the sum-rate metric. The sum-rate gives the achieved spectral efficiency of the multiple access channel in bit/s/Hz [24]. Let us assume that a backlogged node transmits in a slot with probability p and sets the target SNIR to γ when transmitting. Assuming an AWGN channel over a bandwidth W and a time slot size T , the number of bits delivered with a single successful transmission is $TW \log_2(1 + \gamma)$. Let also $M_n(p, \gamma)$ denote the mean number of successfully decoded packets, when n nodes are backlogged, transmit with probability p , use a target SNIR γ . Then, the achieved sum-rate with n backlogged nodes is

$$U = U_n(p, \gamma) = \log_2(1 + \gamma) M_n(p, \gamma) \quad (10)$$

We have

$$M_n(p, \gamma) = \sum_{k=1}^n m_k(\gamma) \binom{n}{k} p^k (1-p)^{n-k} \quad (11)$$

where we let $m_k(\gamma)$ denote the mean number of correctly decoded packets in a slot with target SNIR equal to γ , given that k nodes transmit in that slot. In Appendix A it is proved that the following bounds hold on $m_k(\gamma)$:

$$\frac{k(1-\epsilon)}{(1+\gamma)^{k-1}} \leq m_k(\gamma) \leq \frac{k^2(1-\epsilon)}{(1+\gamma)^{k-1}} \quad (12)$$

for all $k \geq 0$ and all $\gamma > 0$.

Exploiting those bounds, in Appendix B it is shown that $U_n(p, \gamma) \rightarrow 0$ as $n \rightarrow \infty$, for any fixed values of p and γ . We must therefore consider adaptive values of p_n and γ_n .

In Appendix C it is shown that the sum-rate vanishes as n grow, if we let p and γ scale with n in such a way that $p = p_n \sim O(1/n^a)$ and $\gamma = \gamma_n \sim O(1/n^b)$ with a and b non-negative numbers such that $a + b \neq 1$. Putting this result together with that of Appendix B, we conclude that the only way to get a non vanishing limit of the sum-rate as the number of backlogged nodes grows can possibly be adapting p_n and γ_n as described above, with $a + b = 1$.

Scaling the transmission probability with the number of backlogged nodes is a well known approach to the stabilization of Slotted ALOHA [3] and Carrier-Sense Multiple Access (CSMA) [2]. We therefore focus on the less studied scaling, where γ is set inversely proportional to n , while leaving all backlogged nodes transmit in a slot, i.e., we consider the scaling $\gamma_n = 1/(an)$ and $p_n = 1$.

IV. ASYMPTOTIC ANALYSIS

The first step is to transform the inequalities in Equation (8) into a simpler form. This is the purpose of next theorem.

Theorem 1. Let $V_j, j = 1, \dots, n$, be a non-negative random variables defined by

$$V_j = \sum_{k=j}^n b_{jk} X_k \quad (13)$$

where $X_k, k = 1, \dots, n$, are i.i.d. negative exponential random variables with mean 1 and

$$b_{jk} = \begin{cases} -\gamma\xi & k = 1, \dots, j-1, \\ \frac{1+j\gamma-(j-1)\gamma\xi}{k} - \gamma & k = j, \dots, n. \end{cases} \quad (14)$$

for $j = 1, \dots, n$. The packet carried by the m -th strongest signal is decoded successfully if and only if $V_j \geq c$ for $j = 1, \dots, m$.

Proof. See Appendix A. \square

The random variables $V_j, j = 1, \dots, n$ are not independent of one another. The joint condition for successful decoding stated in Theorem 1 is not easy to evaluate.

In case $\xi = 0$, the probability $p_V(j) = \mathcal{P}(V_j \geq c)$, can be evaluated starting from the Laplace transform of the PDF of V_j

$$\varphi_{V_j}(s) = \mathbb{E}[e^{-sV_j}] = \frac{1}{\prod_{k=j}^n (1 + b_{jk}s)} \quad (15)$$

This transform can be inverted in closed form, but the numerical evaluation of the obtained formulas is highly unstable, due to sums of alternating sign terms. Numerical error propagation forbids a direct evaluation of the probabilities $p_V(j)$. Numerical experience suggests that it is much more reliable and efficient to use numerical inversion of the Laplace transform directly, e.g., exploiting the Fourier algorithm in [29].

Figure 1 illustrates $p_V(j) = \mathcal{P}(V_j \geq c)$ as a function of j for four values of the number of nodes n , with $\xi = 0$ and $\gamma = 1/(\alpha n)$ for a given constant $\alpha > 0$ ($\alpha = 0.32$ in the left plot, $\alpha = 0.38$ in the right one). The realizations of the random variable V on the x axis are normalized as j/n . The number of nodes is stretched to possibly unrealistically large values for two reasons. A first reason is to highlight the asymptotic behavior of the probabilities $p_V(j)$ as n gets large. The second reason derives from a system point of view: massive IoT calls for the possibility of even very large set of concurrently transmitting nodes. Even if this may not be feasible with today's technology, it is interesting to understand what happens in such a regime.

The probabilities $p_V(j)$ form a decreasing sequence with j , which matches intuition, given that higher values of j are related to a higher number of successfully decoded packets. Hence, $p_V(j) \approx 1$ for lower values of j , while $p_V(j)$ becomes negligible for j approaching n . In fact, for $j = n$ it is easy to verify that $p_V(n) = e^{-nc} = (1-\epsilon)^n$. The transition from 1 to 0 as j is increased is apparent in Figure 1. The striking result is

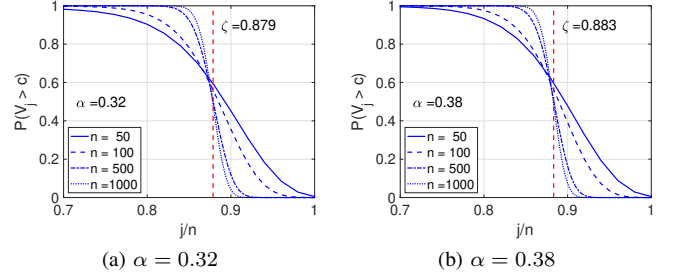


Figure 1. Probability that the random variable V_j exceeds the threshold c for $j = 1, \dots, n$. The abscissa is normalized as j/n . The required SNIR threshold is set to $\gamma = 1/(\alpha n)$, with $\alpha = 0.32$ in the plot on the left, $\alpha = 0.38$ in the plot on the right.

that the transition gets steeper as n grows, i.e., SIC decoding in our model moves towards a phase transition phenomenon as the number of concurrent transmissions gets large. The convergence is rather slow, since very large values of n have to be considered to appreciate a sharp transition. The transition corresponds to a decoding threshold, highlighted as ζ in the plots. Up to a fraction ζ of the n transmissions are decoded successfully as $n \rightarrow \infty$. In terms of random variables, Figure 1 tells us that the random variables V_j tend to become deterministic quantities. This is formally proved in the following theorem.

Theorem 2. Let $\mu_j(n)$ and $\sigma_j^2(n)$ denote the mean and the variance of V_j respectively, for n concurrent transmissions and for $j = 1, \dots, n$. Let $\gamma = 1/(\alpha n)$ for a positive constant α . Let also

$$f_{\alpha,\xi}(x) = -\left(1 + \frac{(1-\xi)x}{\alpha}\right) \log x - \frac{1 - (1-\xi)x}{\alpha} \quad (16)$$

for $x \in (0, 1]$. Then

$$\lim_{n \rightarrow \infty} \frac{1}{n} \sum_{j=1}^n \left| \mu_j(n) - f_{\alpha,\xi}\left(\frac{j}{n}\right) \right| = 0 \quad (17)$$

$$\lim_{n \rightarrow \infty} \frac{\sigma_j(n)}{\mu_j(n)} = 0 \quad (18)$$

Hence, for any $\epsilon > 0$, we have

$$\lim_{n \rightarrow \infty} \mathcal{P}\left(\left|\frac{V_j}{\mu_j(n)} - 1\right| > \epsilon\right) = 0 \quad (19)$$

Proof. See Appendix B. \square

Note that the function $f_{\alpha,\xi}(x)$ can be written as

$$f_{\alpha,\xi}(x) = -\frac{1}{\alpha} + g_{\frac{\alpha}{1-\xi}}(x) \quad (20)$$

where

$$g_{\beta}(x) = -\left(1 + \frac{x}{\beta}\right) \log x + \frac{x}{\beta} \quad (21)$$

This representation of $f_{\alpha,\xi}(x)$ shows that, apart from a constant, it depends only on the parameter $\beta = \alpha/(1-\xi)$.

Theorem 2 says that the mean values of the random variables V_j tend to lie on the curve $f_{\alpha,\xi}(x)$, with $x = j/n$, as n grows, while the coefficient of variation (the ratio of the standard

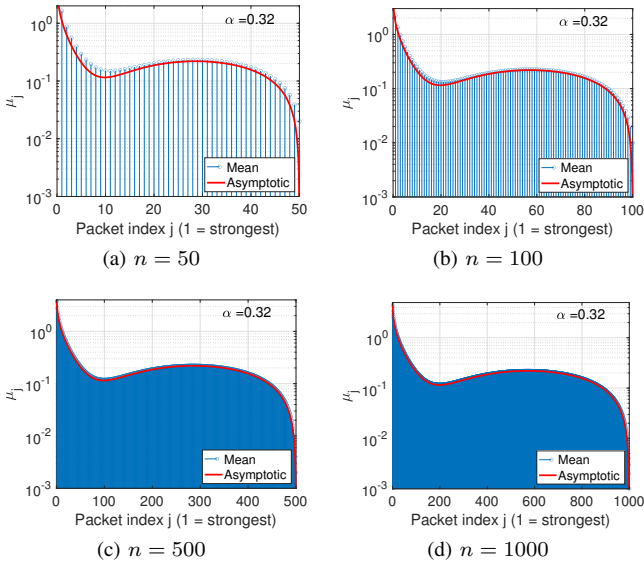


Figure 2. Sequence of mean values $\mu_j(n)$ (discrete stems ending with a circle) compared with function $f_{\alpha,\xi}(x)$ (thick red line) as a function of $x = j/n$ for several values of n and $\xi = 0$ and $\alpha = 0.32$.

deviation to the mean) shrinks to 0. Hence, for each j with $1 \leq j \leq n$, V_j tends to a deterministic random variable that takes the value $\mu_j(n)$ as $n \rightarrow \infty$. This asymptotic regime sets on because of the crucial condition on the required SNIR threshold, namely, $\gamma = 1/(\alpha n)$. Intuitively, if the required SNIR scales with the number n of concurrent transmissions, then the mean of V_j tend to a positive value. The implications on the number of correctly decodable packets are addressed by next theorem. Before stating it, numerical evidence of the convergence of the random variables V_j to a deterministic quantity is given in curve plots, from which we appreciate *how* the asymptotes are achieved.

The sequence of means $\mu_j(n)$ (discrete stems ending with a circle) is compared with $f_{\alpha,\xi}(x)$ (thick red line) in Figure 2 for $\alpha = 0.32$, $\xi = 0$ and several values of n , by placing the mean values at points j/n , $j = 1, \dots, n$. It is apparent that mean values match more and more closely as n grows. It is also evident that convergence is rather slow. It appears to be very accurate for $n = 500$, but it is still not perfect for $n = 50$.

Figures 3 and 4 show the sequence of means $\mu_j(n)$ as a function of $x = j/n$ (solid line), as well as the asymptotic curve $f_{\alpha,\xi}(x)$ towards which the mean values approach as n grows. The shaded area corresponds to one standard deviation from the mean, i.e., it is the area within the limits $\mu_j(n) \pm \sigma_j(n)$. Plots are shown for several values of n , for two values of α and for $\xi = 0$. Studying the function $f_{\alpha,\xi}(x)$ for $x \in (0, 1]$, it can be verified that its derivatives has two zeros, x_1 and x_2 , with $x_1 < 1/e < x_2$, if and only if $\alpha/(1 - \xi) < 1/e \approx 0.37$. Otherwise, the function $f_{\alpha,\xi}(x)$ is monotonously decreasing.

More in depth, the derivative of $f'_{\alpha,\xi}(x)$ is $-1/x - [(1 - \xi)/\alpha] \log x$. Hence x_1 and x_2 are the roots of

$$\frac{\alpha}{1 - \xi} + x \log x = 0 \quad (22)$$

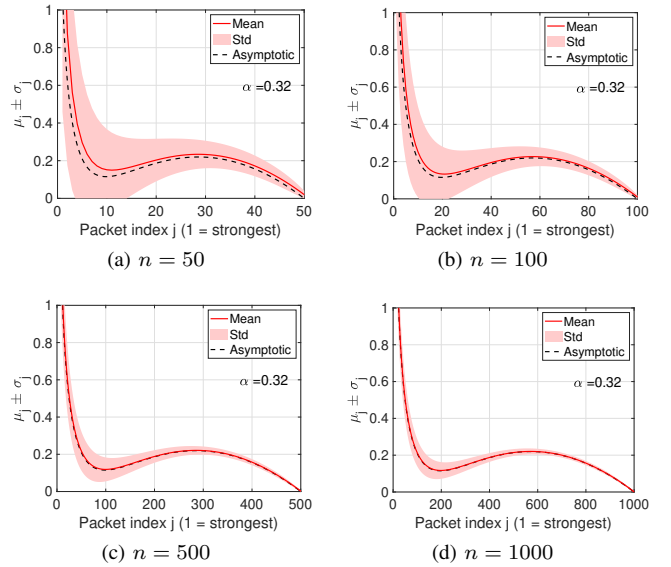


Figure 3. Sequence of mean values $\mu_j(n)$ as a function of $x = j/n$ for several values of n and $\xi = 0$. The shaded area corresponds to one standard deviation, i.e., $\mu_j(n) \pm \sigma_j(n)$. The dashed line is the function $f_{\alpha,\xi}(x)$ defined in Equation (16). The required SNIR threshold is set to $\gamma = 1/(\alpha n)$ with $\alpha = 0.32$

for $x \in (0, 1]$. These roots, when they exist, depend only on the parameter $\beta = \alpha/(1 - \xi)$. When existing, the smaller zero x_1 corresponds to a local minimum, while the larger x_2 to a local maximum. Hence, in Figures 3 and 4 two values of α across the critical value $1/e$ have been picked. The zero x_1 is a function of β , defined implicitly by³ $\beta + x_1(\beta) \log x_1(\beta) = 0$. Deriving both sides, it follows that $x'_1(\beta) = -1/(1 + \log x_1(\beta))$, for $\beta \in (0, 1/e)$. Since $x_1(\beta) < 1/e$, it must be $x'_1(\beta) > 0$ for $\beta \in (0, 1/e)$, i.e., $x_1(\beta)$ is an increasing function of β , its maximum being attained for $\beta = 1/e$, where it is $x_1 = x_2 = 1/e$. We note that the smallest positive root of $f_{\alpha,\xi}(x) = c$ is a continuous function of β if and only if $f_{\alpha,\xi}(x_1(1/e)) = f_{\alpha,\xi}(1/e) \leq c$. Since for $\beta = 1/e$ we have $f_{\alpha,\xi}(1/e) = 3 - e/(1 - \xi)$, the condition becomes $\xi \geq 1 - e/(3 - c)$. For $\epsilon = 0.1$, it is $c \approx 0.1054$, hence the condition is $\xi \geq 0.0609$. For smaller values of ξ the smallest positive root of $f_{\alpha,\xi}(x) = c$ as a function of α has a jump.

The plots in these figures highlight the convergence of the random variables V_j to deterministic quantities, as the shaded area shrinks for increasing n . It is apparent that convergence is not uniform. The range of x around the local minimum of the curve $f_{\alpha,\xi}(x)$ appears to be the most critical region for convergence.

The same data is diplayed in log scale in Figures 5 and 6. This scale provides a better appreciation of the non-uniform convergence. Convergence is more critical for smaller values of α , i.e., for $\alpha < 1/e$, when local minimum and maximum exist.

The main result stated below concerns the asymptotic

³The function $x_1(\beta)$ is connected to Lambert's function, but we will not pursue this connection further here.

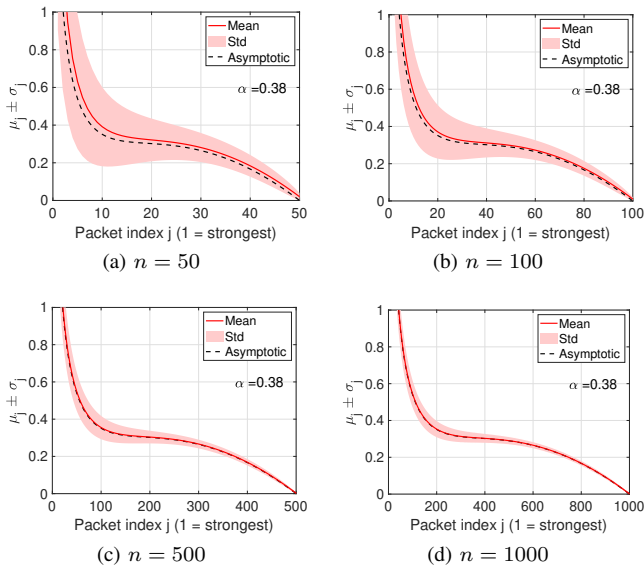


Figure 4. Sequence of mean values $\mu_j(n)$ as a function of $x = j/n$ for several values of n and $\xi = 0$. The shaded area corresponds to one standard deviation, i.e., $\mu_j(n) \pm \sigma_j(n)$. The dashed line is the function $f_{\alpha,\xi}(x)$ defined in Equation (16). The required SNIR threshold is set to $\gamma = 1/(\alpha n)$ with $\alpha = 0.38$

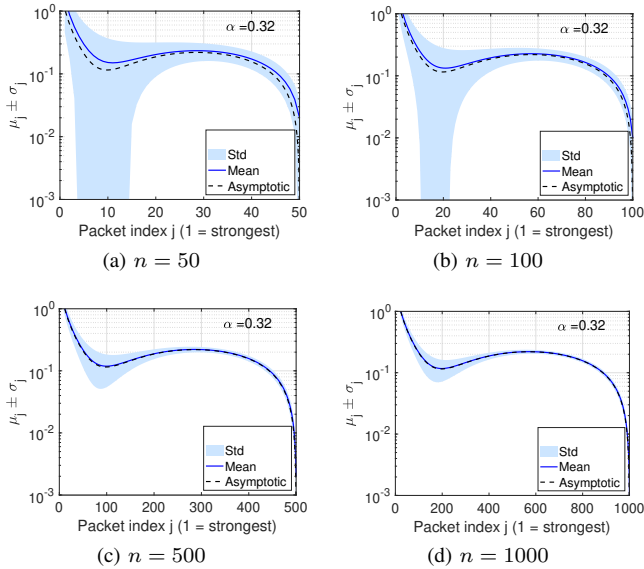


Figure 5. Sequence of mean values $\mu_j(n)$ as a function of $x = j/n$ for several values of n and $\xi = 0$. The shaded area corresponds to one standard deviation, i.e., $\mu_j(n) \pm \sigma_j(n)$. The dashed line is the function $f_{\alpha,\xi}(x)$ defined in Equation (16). The required SNIR threshold is set to $\gamma = 1/(\alpha n)$ with $\alpha = 0.32$

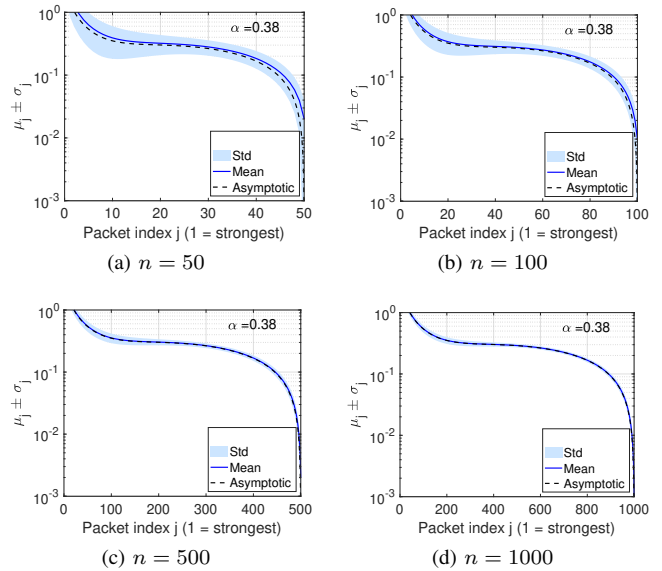


Figure 6. Sequence of mean values $\mu_j(n)$ as a function of $x = j/n$ for several values of n and $\xi = 0$. The shaded area corresponds to one standard deviation, i.e., $\mu_j(n) \pm \sigma_j(n)$. The dashed line is the function $f_{\alpha,\xi}(x)$ defined in Equation (16). The required SNIR threshold is set to $\gamma = 1/(\alpha n)$ with $\alpha = 0.38$

behavior of the mean number of correctly decoded packets in a slot as $n \rightarrow \infty$. We recall that $m_n(\gamma)$ denotes the mean number of correctly decoded packets in a slot with target SNIR equal to γ , given that n nodes transmit in that slot. We have the following.

Theorem 3. Let $\gamma_n = 1/(\alpha n)$ for a positive constant α . Let also $f_{\alpha,\xi}(x)$ denote the function in Equation (16). It is $m_n(\gamma_n) \sim \zeta n$ where ζ is defined as⁴

$$\zeta = \sup \{x \in (0, 1] : f_{\alpha,\xi}(z) \geq c, \forall z \in (0, x)\} \quad (23)$$

for given values of $\alpha > 0$ and $\xi \in [0, 1)$.

Proof. See Appendix C. \square

The meaning of this result is that it is possible to successfully decode a substantial (i.e., proportional to n) amount of packets among those transmitted simultaneously by the n nodes, provided that SIC is used and the target SNIR is set to a sufficiently small value, namely a value inversely proportional to the number of concurrent transmissions.

The achieved sum-rate is defined as the spectral efficiency of the channel. The sum-rate gives the achieved spectral efficiency of the multiple access channel in bit/s/Hz [24]. Given that n

⁴Note that the condition $f_{\alpha,\xi}(z) \geq c$ is equivalent to $g_\beta(z) \geq c + 1/\alpha$, where $g(\cdot)$ is defined in Equation (21).

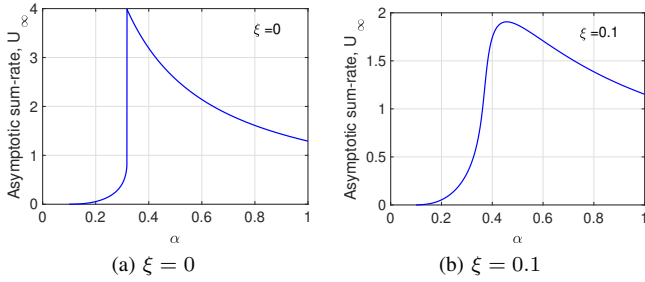


Figure 7. Asymptotic value of the maximum sum-rate U_∞ as a function of α for two values of ξ . The required SNIR threshold is set to $\gamma = 1/(\alpha n)$.

nodes transmit in one slot, the sum-rate is evaluated as follows:

$$\begin{aligned} U_n(\gamma) &= \frac{\mathbb{E}[\text{\# delivered bits per unit time} \mid n, \gamma]}{\text{Channel bandwidth}} \\ &= \frac{L \mathbb{E}[\text{\# delivered packets per slot} \mid n, \gamma]/T(\gamma)}{W} \\ &= \log_2(1 + \gamma) \mathbb{E}[\text{\# delivered packets per slot} \mid n, \gamma] \\ &= \log_2(1 + \gamma) m_n(\gamma) \end{aligned} \quad (24)$$

Setting $\gamma = \gamma_n = 1/(\alpha n)$ in Equation (24), we have in the limit for large n :

$$U_n(\gamma_n) = \log_2 \left(1 + \frac{1}{\alpha n} \right) m_n(\gamma_n) \sim \frac{1}{\alpha n \log 2} \cdot \zeta n \quad (25)$$

hence

$$\lim_{n \rightarrow \infty} U_n(\gamma_n) = \frac{\zeta}{\alpha \log 2} = U_\infty \quad (26)$$

This result gives a pathway to choosing a value for α . Specifically, α can be set to that value that maximizes the asymptotic value of the sum-rate in the limit for large n . More in depth, according to the statement of Theorem 3, ζ is a function of α , i.e., $\zeta = \zeta(\alpha)$, where ζ is defined in Equation (23). Then, in view of Equation (26), we set α to the value that maximizes the ratio $\zeta(\alpha)/\alpha$.

Figure 7 shows the asymptotic value of the sum-rate U_∞ as a function of α for two values of ξ , namely, $\xi = 0$ on the left and $\xi = 0.1$ on the right. In both cases, an optimal configuration of the parameter α is identified, that maximizes the asymptotic value of the sum-rate. However, it is apparent that even a relatively small residual interference (10% for $\xi = 0.1$) makes the achievable asymptotic sum-rate drop from almost 4 bit/s/Hz to about 2 bit/s/Hz.

The behavior of the optimal value of α , denoted with α^* , and the corresponding maximum value of the asymptotic sum-rate, denoted with U_∞^* , are shown as a function of ξ in Figure 8.

Finally, Theorem 4 gives an explicit form of the mean number of successfully decoded packets in case there is no SIC (see Equation (9)). This result is not new (e.g., see [CITATION]). We report it here for ease of the reader, along with the asymptotic regime.

Theorem 4. *Let us consider n concurrent transmissions towards a single receiver that can only exploit capture (no*

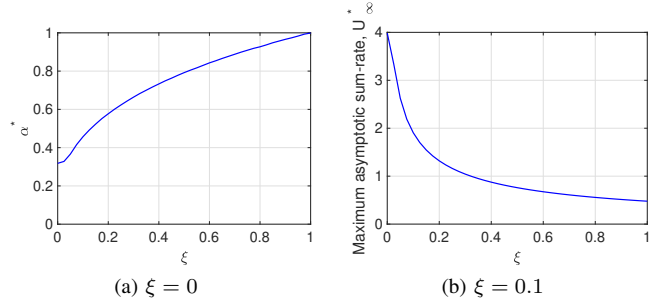


Figure 8. Optimal configuration for maximum asymptotic sum-rate as a function of the coefficient ξ . (a) Optimal value of α . (b) Maximum asymptotic sum-rate.

SIC) with a target SNIR γ . The mean number of successfully decoded packets $m_n(\gamma)$ is given by

$$m_n(\gamma) = e^{-\gamma P_N/P_0} \frac{n}{(1 + \gamma)^{n-1}} = \frac{(1 - \epsilon)n}{(1 + \gamma)^{n-1}} \quad (27)$$

in view of the setting $P_0/P_N = -\gamma/\log(1 - \epsilon)$. With $\gamma = 1/(\alpha n)$, it is

$$U_\infty = \lim_{n \rightarrow \infty} U_n = \frac{(1 - \epsilon)}{\log 2} \frac{1}{\alpha} e^{-1/\alpha} \quad (28)$$

Setting $\gamma = 1/(\alpha n)$, it is easy to derive the asymptotic expansion $m_n(1/(\alpha n)) \sim n(1 - \epsilon) \exp(-1/\alpha)$. The asymptotic sum-rate in this case is maximized for $\alpha = 1$. The maximum asymptotic sum-rate is $U_\infty^* = (1 - \epsilon)/(e \log 2)$.

The model with no SIC applies to those multiple access schemes that mitigate interference, yet they do not cancel it actively, e.g., Code Division Multiple Access [REF] or Golden Modulation based on Zadoff-Chu sequences [REF]. As a matter of example, in the former case $\gamma = \gamma'/PG$, where γ' is the target narrowband SNR of a node (it is typically $\gamma' \gg 1$) and PG is the processing gain (typically $PG \gg 1$).

V. GENERALIZATION

Let us now generalize the model of the random variable S_i , that represents the SNR of node i . Let us write $S_i = S_0 Y_i$, where S_0 is the SNR level required to guarantee successful reception of a single transmitter with probability $1 - \epsilon$. In the analysis developed in previous Sections it has been assumed that Y_i be a negative exponential random variable with mean 1, representing the Rayleigh fading gain. We now generalize the analysis, by allowing Y_i to be a general non-negative random variable, with continuous PDF, still constrained to have mean equal to 1. Sources of randomness in the description of Y_i come from node path loss statistics and from the selected transmission power level.

Given n nodes transmitting, we assume Y_1, \dots, Y_n are i.i.d. random variables with Cumulative Distribution Function (CDF) $F(t) = \mathcal{P}(Y \leq t)$, Complementary Cumulative Distribution Function (CCDF) $G(t) = 1 - F(t)$, and PDF $f(t)$.

The target average received SNR S_0 is set so that $\mathcal{P}(S_0 Y \geq \gamma) \geq 1 - \epsilon$. Since $\mathcal{P}(Y > t) = G(t)$, we have $G(\gamma/S_0) = 1 - \epsilon$, i.e., $S_0 = \gamma/G^{-1}(1 - \epsilon)$. To keep notation uniform with the one

used in previous section, we let $c = G^{-1}(1-\epsilon)$, so that we still write $S_0 = \gamma/c$. In case of Rayleigh fading it is $G(t) = e^{-t}$. hence, $G^{-1}(y) = -\log y$, and we recover $c = -\log(1-\epsilon)$ (see Equation (5)).

The order statistics associated with Y_1, \dots, Y_n is denoted with $Y_{(1)}, \dots, Y_{(n)}$, where labeling is assigned so that $Y_{(1)} \geq \dots \geq Y_{(n)}$, i.e., in descending order. It is known that [30]

$$f_{Y_{(h)}}(u) = \frac{n!}{(n-h)!(h-1)!} [G(u)]^{h-1} [1-G(u)]^{n-h} f(u) \quad (29)$$

for $u \geq 0$ and $h = 1, \dots, n$. The mean value of $Y_{(h)}$ is

$$\begin{aligned} \mu_h &= \mathbb{E}[Y_{(h)}] = \int_0^\infty u f_{Y_{(h)}}(u) du \\ &= n \int_0^\infty u \binom{n-1}{h-1} [G(u)]^{h-1} [1-G(u)]^{n-h} f(u) du \\ &= n \int_0^1 G^{-1}(u) \binom{n-1}{h-1} u^{h-1} (1-u)^{n-h} du \quad (30) \\ &= \int_0^1 G^{-1}(u) \beta_{h, n-h+1}(u) du \quad (31) \end{aligned}$$

where $\beta_{a,b}(u)$ is the Beta PDF with parameters a and b , for $u \in [0, 1]$ and $a, b > 0$.

Packet from node h is decoded correctly if all packets sent by nodes whose signal was stronger (nodes from 1 to $h-1$) have been decoded correctly and if the SNIR of node h exceeds the threshold γ , i.e.,

$$\frac{S_0 Y_{(h)}}{1 + \sum_{i=h+1}^n S_0 Y_{(i)}} \geq \gamma \quad (32)$$

This inequality can be re-arranged as follows:

$$Y_{(h)} - \gamma \sum_{i=h+1}^n Y_{(i)} \geq c \quad (33)$$

where we have used the equality $S_0 = \gamma/c$.

For large n , we expect that the random variable on the left-hand side collapses to a deterministic distribution, hence it is equal to its mean with probability 1. Let us therefore turn to the study of the inequality obtained by replacing the random variable on the left-hand side with its *mean*.

$$\mu_h - \gamma \sum_{i=h+1}^n \mu_i \geq c \quad (34)$$

We consider the asymptotic regime where $h \sim nx$, for a fixed $x \in (0, 1)$, and $\gamma = 1/(\alpha n)$, with $\alpha > 0$. Then, we have

$$\begin{aligned} \mu_n &= \int_0^1 G^{-1}(u) \beta_{nx, n(1-x)+1}(u) du \\ &\sim \int_0^1 G^{-1}(u) \beta_{nx, n(1-x)}(u) du \quad (35) \end{aligned}$$

where we account for the fact that $n(1-x) + 1 \sim n(1-x)$ for large n and fixed x .

We use the following asymptotic property of the beta probability distribution:

$$\beta_{na, nb}(u) \sim \mathcal{N}\left(\frac{a}{a+b}, \frac{1}{n} \frac{ab}{(a+b)^2}\right) \quad (36)$$

Therefore, in our case we get

$$\beta_{nx, n(1-x)}(u) \sim \mathcal{N}\left(x, \frac{x(1-x)}{n}\right) \quad (37)$$

This shows that as $n \rightarrow \infty$, the scaled Beta distribution tends to a Dirac impulse centered in x . As a consequence, we find as n tends to infinity:

$$\mu_n \rightarrow \int_0^1 G^{-1}(u) \delta(u-x) du = G^{-1}(x) \quad (38)$$

As for the sum appearing on the right-hand side of Equation (34), we have, for $\gamma = 1/(\alpha n)$,

$$\gamma \sum_{i=h+1}^n \mu_i = \frac{1}{\alpha} \int_0^1 G^{-1}(u) \sum_{i=h}^{n-1} B_{u, n-1}(i) du \quad (39)$$

where

$$B_{u, n-1}(i) = \binom{n-1}{i} u^i (1-u)^{n-1-i}, \quad i = 0, 1, \dots, n-1, \quad (40)$$

is a Binomial probability distribution with parameters u and $n-1$. Let Z denote the binomial random variable with probability distribution in Equation (40). Then, we have

$$\sum_{i=h}^{n-1} B_{u, n-1}(i) = \mathcal{P}(Z \geq h) \quad (41)$$

In the considered asymptotic regime, it is $h \sim nx$. Moreover, we use the following asymptotic property of the Binomial probability distribution:

$$\lim_{n \rightarrow \infty} \mathcal{P}\left(\frac{Z - nu}{\sqrt{nu(1-u)}} \leq t\right) = \Phi(t) \quad (42)$$

where $\Phi(t)$ is the CDF of the standard Gaussian random variable:

$$\Phi(t) = \frac{1}{\sqrt{2\pi}} \int_{-\infty}^t e^{-u^2/2} du \quad (43)$$

This stems from the Central Limit Theorem and from the fact that

$$Z = \sum_{k=1}^{n-1} B_k \quad (44)$$

where B_k is a Bernoulli random variable that equals 1 with probability u and it is equal to 0 with probability $1-u$.

From Equation (42), we derive that

$$\mathcal{P}(Z \leq nx) \sim \Phi\left(\frac{nx - nu}{\sqrt{nu(1-u)}}\right) = \Phi\left(\sqrt{n} \frac{x-u}{\sqrt{u(1-u)}}\right) \quad (45)$$

As n gets large, it is seen that $\Phi\left(\sqrt{n} \frac{x-u}{\sqrt{u(1-u)}}\right) \rightarrow 0$, if $x < u$, whereas $\Phi\left(\sqrt{n} \frac{x-u}{\sqrt{u(1-u)}}\right) \rightarrow 1$, if $x > u$. Therefore, the probability of the event $Y \leq h = nx$ tends to a step function with jump located at x as n grows.

Summing up, we have

$$\sum_{i=nx}^{n-1} B_{u,n-1}(i) = \mathcal{P}(Y \geq nx) \rightarrow \begin{cases} 1 & u > x, \\ 0 & u < x. \end{cases} \quad (46)$$

Inserting this asymptotic result in the integral in Equation (39), we have as n tends to infinity:

$$\gamma \sum_{i=nx+1}^n \mu_i \rightarrow \frac{1}{\alpha} \int_x^1 G^{-1}(u) du \quad (47)$$

In the end, the inequality on the mean values in Equation (38) approaches the following limiting inequality in the asymptotic regime

$$G^{-1}(x) - \frac{1}{\alpha} \int_x^1 G^{-1}(u) du \geq c \quad (48)$$

for a given $x \in (0, 1)$. The quantity x represents the fraction of correctly decoded packets. The asymptotic sum rate is $U_\infty = \frac{x^*(\alpha)}{\alpha \log 2}$, where $x^*(\alpha)$ is the smallest value of $x \in (0, 1)$ such that the inequality in Equation (48) is satisfied.

In the special case where Y is a negative exponential random variable with mean 1, it is $G(t) = e^{-t}$, hence $G^{-1}(u) = -\log u$. It can be verified that Equation (48) reduces to Equation (16).

Equation (48) can be transformed as follows:

$$y - \frac{1}{\alpha} \int_0^y u f(u) du \geq c = G^{-1}(1 - \epsilon) \quad (49)$$

where $y = G^{-1}(x)$, hence it is $x = G(y)$. The fraction of transmission that can be correctly decoded is $x^* = G(y^*)$, with y^* equal to the largest value of y such that the left-hand side of Equation (49) is less than c . Formally,

$$y^* = \inf \left\{ y : z \geq c + \int_0^z u f(u) du, \forall z \in (y, \infty) \right\} \quad (50)$$

Since $f(u) \geq 0$ and the mean of the PDF $f(u)$ is constrained to be 1, it is easy to verify that it must be $c \leq y^* \leq c + 1/\alpha$. Since $x^* = G(y^*)$ and $G(\cdot)$ is monotonously decreasing, we have $G(G^{-1}(1 - \epsilon) + 1/\alpha) \leq x^* \leq G(G^{-1}(1 - \epsilon)) = 1 - \epsilon$.

To provide a numerical example, we assume Y has a Gamma PDF, one of the simplest probability distributions that provides two degrees of freedom. We set the mean of Y to 1 and let η denote the reciprocal of the Squared Coefficient Of Variation (SCOV) of Y , i.e., η is the ratio of the mean of Y squared to the variance of Y . As η gets smaller, the random variable Y exhibits more variability, which is deemed to be favorable to the success of SIC decoding.

Formally, for any $\eta > 0$, we have

$$f(t) = \frac{\eta^\eta t^{\eta-1}}{\Gamma(\eta)} e^{-\eta t}, \quad t > 0. \quad (51)$$

where $\Gamma(a)$ is the Euler Gamma function, defined by $\Gamma(a) = \int_0^\infty u^{a-1} e^{-u} du$ for $a > 0$. With this PDF, Equation (49) specializes into

$$y - \frac{1}{\alpha} \frac{\Gamma(\eta + 1, \eta y)}{\Gamma(\eta + 1)} \geq c = \frac{\Gamma^{-1}(\eta, \epsilon \Gamma(\eta))}{\eta} \quad (52)$$

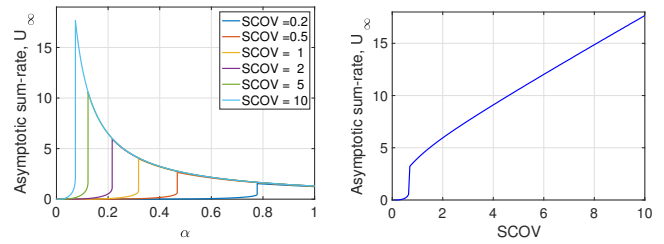


Figure 9. Analysis of the asymptotic sum-rate in case of generalized fading with Gamma PDF. (a) Asymptotic sum-rate as a function of α for several values of the SCOV of Y . (b) Maximum achievable asymptotic sum-rate as a function of the SCOV of Y .

where $\Gamma(a, x)$ is the incomplete Euler Gamma Function, given by $\Gamma(a, x) = \int_0^x u^{a-1} e^{-u} du$ for $a, x > 0$, and $\Gamma^{-1}(a, \cdot)$ is its inverse with respect to the second variable, x . Note $\Gamma(a) = \Gamma(a, \infty)$ and $\Gamma(a, x)$ is a monotonously increasing function of x for any positive a . We have also used the equality $\Gamma(\eta + 1) = \eta \Gamma(\eta)$, holding for any $\eta > 0$.

Exploiting the equation $U_\infty = x^*/(\alpha \log 2)$, it is possible to find numerical values of the asymptotic sum-rate U_∞ as a function of α , for several values of the SCOV of Y (see Figure 9a).

It appears that, for any fixed value of the SCOV, there is an optimal value of α that maximizes the asymptotic sum-rate. The behavior of the maximum achievable asymptotic sum-rate as a function of the SCOV is shown in Figure 9b. This results confirm the intuition that suggests a higher variability of Y (hence of the received power level) is beneficial to the success of SIC receiver.

In General, we can write $Y = XZ$, where X represents the random component of the block fading channel and Z stems from a randomization of the transmission power level. We remind that it must be $E[Y] = 1$. If we assume Rayleigh fading, so that $\mathcal{P}(X > u) = e^{-u}$, then it must be $E[Z] = 1$. With a two level choice for transmission power, we have $Z = 1/b$ with probability $b/(1+b)$ and $Z = b$ with probability $1/(1+b)$, for any $b \geq 1$. It can be verified that $E[Y^2] = 2E[Z^2] = 2(b + 1/b - 1)$. Hence, the SCOV of Y is $2(b + 1/b - 1) - 1$, which can be made as large as desired with growing values of b . To ease transmission power setting, the nodes could be instructed to opt for the largest transmission power level in case their average channel gain is above a suitable threshold, for the lower value otherwise. Setting the threshold properly assigns probability of using either level as desired (i.e., so that the average of Z be 1).

VI. CONCLUSIONS

We have characterized the asymptotic behavior of the mean number of correctly decoded packets and the ensuing sum-rate of a SIC receiver with n transmitting nodes and a target SNIR that scales in inverse proportion to n . The considered SIC is quite general, encompassing any kind of random fading. The average received power level is assumed to be same for all nodes. It is found that the random variable representing

the number of correctly decoded packets converges to a deterministic quantity as $n \rightarrow \infty$. The asymptotic regime is fully characterized.

Two major points for further work stem out of the result of this paper. First, the generalization to systems where nodes play with transmission power levels, so as to obtain different average received power levels, are of interest. In fact, SIC performance are expected to improve, if superposed signals have well separated reception power levels. Secondly, practical techniques for realizing SIC should be evaluated. Referring to specific SIC algorithms allows the identification of a refined reception model. It could also provide evidence of the feasibility of large scale interference cancellation receivers.

APPENDIX A PROOF OF BOUNDS ON $m_k(\gamma)$

The lower bound is obtained by assuming no SIC is carried out. Let k nodes transmit in a slot and let $S_h = Y_h\gamma/c$ the SNR of node h at the receiving BS, where Y_h is the Rayleigh fading gain.

With no SIC, the SNIR of node h at the receiver is

$$\frac{Y_h\gamma/c}{1 + \sum_{j \neq h} Y_j\gamma/c} \leq \gamma \quad (53)$$

Node h is decoded successfully if

$$Y_h \geq c + \gamma \sum_{j \neq h} Y_j \quad (54)$$

where all Y_i 's are i.i.d. negative exponential random variables with mean 1. Let us define the following events for $h = 1, \dots, k$:

$$E_h = \left\{ Y_h \geq c + \gamma \sum_{j \neq h} Y_j \right\} \quad (55)$$

Conditioning on $Y_j = y_j$ for $j \neq h$, we have

$$\mathcal{P} \left(Y_h \geq c + \gamma \sum_{j \neq h} y_j \right) = e^{-c} \prod_{j \neq h} e^{-\gamma y_j} \quad (56)$$

Removing the conditioning and reminding that $c = -\log(1-\epsilon)$, we find

$$\mathcal{P}(E_h) = \frac{1-\epsilon}{(1+\gamma)^{k-1}} \quad (57)$$

The number of successfully decoded packets is the sum of indicator functions of the events $Y_h \geq c + \gamma \sum_{j \neq h} Y_j$, for $h = 1, \dots, n$. Hence, the mean number of successfully decoded packets is

$$\begin{aligned} m_k(\gamma) &\geq m_k^{\text{no-SIC}}(\gamma) = \mathbb{E} \left[\sum_{h=1}^n I(E_h) \right] \\ &= \sum_{h=1}^n \mathcal{P}(E_h) = \frac{k(1-\epsilon)}{(1+\gamma)^{k-1}} \end{aligned} \quad (58)$$

where $I(E)$ is the indicator function of event E , equal to 1 if and only if event E occurs.

As for the upper bound, let us consider the order statistics associated with the i.i.d. random variables Y_j , denoted as \tilde{Y}_j , with $\tilde{Y}_1 \geq \tilde{Y}_2 \geq \dots \geq \tilde{Y}_k$.

At least the h strongest packets are successfully decoded with SIC, if the following inequalities are simultaneously satisfied:

$$\tilde{Y}_r \geq c + \gamma \sum_{j=r+1}^k \tilde{Y}_j, \quad r = 1, \dots, h. \quad (59)$$

Let us define the following events for $h = 1, \dots, k$:

$$\tilde{E}_h = \left\{ \tilde{Y}_h \geq c + \gamma \sum_{j=h+1}^k \tilde{Y}_j \right\} \quad (60)$$

Let also \tilde{D}_k be the number of successfully decoded packets with SIC, given that k nodes transmit. For each $h = 1, \dots, k$, we have

$$\mathcal{P}(\tilde{D}_k \geq h) = \mathcal{P} \left(\bigcap_{r=1}^h \tilde{E}_r \right) \leq \mathcal{P}(\tilde{E}_1) \quad (61)$$

From the very definition of the event \tilde{E}_1 and E_h , $h = 1, \dots, k$, it follows that $\tilde{E}_1 \subseteq \bigcup_{h=1}^k E_h$. Then, exploiting the union bound, we find:⁵

$$\begin{aligned} \mathcal{P}(\tilde{D}_k \geq h) &\leq \mathcal{P}(\tilde{E}_1) \leq \mathcal{P} \left(\bigcup_{h=1}^k E_h \right) \\ &\leq \sum_{h=1}^k \mathcal{P}(E_h) = m_k^{\text{no-SIC}}(\gamma) \end{aligned}$$

Finally, we have

$$\begin{aligned} m_k(\gamma) &= \mathbb{E}[\tilde{D}_k] = \sum_{h=1}^k \mathcal{P}(\tilde{D}_k \geq h) \\ &\leq k m_k^{\text{no-SIC}}(\gamma) = \frac{k^2(1-\epsilon)}{(1+\gamma)^{k-1}} \end{aligned} \quad (62)$$

This upper bound proves that

$$\limsup_{k \rightarrow \infty} m_k(\gamma) = 0 \quad (63)$$

Moreover, relaxing the integer k to a real positive variable, it can be verified that the rightmost term in Equation (62) is maximized for $k = 2/\log(1+\gamma)$. Hence:

$$m_k(\gamma) \leq M(\gamma) = \frac{(1-\epsilon)(1+\gamma)}{e^2 [\log(1+\gamma)]^2}, \quad \forall k. \quad (64)$$

Exploiting those bounds, we can find bounds for the mean number $M_n(p, \gamma)$ of successfully decoded packets in a slot, given that n nodes are backlogged at the beginning of the slot. Since it is

$$M_n(p, \gamma) = \sum_{k=1}^n m_k(\gamma) \binom{n}{k} p^k (1-p)^{n-k} \quad (65)$$

⁵Based on the representation of the order statistics $\tilde{Y}_1, \dots, \tilde{Y}_k$ given in Appendix A of [31], it is possible to show that $\mathcal{P}(\tilde{E}_1) = m_k^{\text{no-SIC}}(\gamma)$ in case of Rayleigh fading.

using Equations (58) and (62), we have:

$$A_n(p, \gamma) \leq M_n(p, \gamma) \leq A_n(p, \gamma) + B_n(p, \gamma) \quad (66)$$

with

$$A_n(p, \gamma) = (1 - \epsilon)np \left(1 - \frac{\gamma}{1 + \gamma}p\right)^{n-1}$$

$$B_n(p, \gamma) = (1 - \epsilon)\frac{n(n-1)p^2}{1 + \gamma} \left(1 - \frac{\gamma}{1 + \gamma}p\right)^{n-2}$$

The value of p at which the lower bound is maximized is easily found to be $p^* = \frac{1+\gamma}{n\gamma}$, for $n \geq 1 + 1/\gamma$. With this value of p , the bounds on $M_n(p, \gamma)$ are as follows:

$$1 \leq \frac{M_n\left(\frac{1+\gamma}{n\gamma}, \gamma\right)}{A_n\left(\frac{1+\gamma}{n\gamma}, \gamma\right)} \leq 1 + \frac{1}{\gamma} \quad (67)$$

with

$$A_n\left(\frac{1+\gamma}{n\gamma}, \gamma\right) = (1 - \epsilon)\frac{1+\gamma}{\gamma} \left(1 - \frac{1}{n}\right)^{n-1} \quad (68)$$

As $n \rightarrow \infty$, we get finally:⁶

$$1 \leq \frac{\lim_{n \rightarrow \infty} M_n\left(\frac{1+\gamma}{n\gamma}, \gamma\right)}{(1 - \epsilon)\frac{1+\gamma}{\gamma e}} \leq 1 + \frac{1}{\gamma} \quad (69)$$

These inequalities are especially useful when $\gamma \gg 1$.

APPENDIX B

PROOF OF INSTABILITY WITH FIXED PARAMETERS

In this Appendix we give a proof of the instability of $Q(t)$ in case p_n and γ_n are set to constant values p and γ respectively for all n . We will prove that, under this setting, $U_n(p, \gamma) \rightarrow 0$ as $n \rightarrow \infty$. Then, the conditional drift is positive for all n , but at most a finite set of values, for any positive Λ .

Given an arbitrary $\epsilon > 0$, let $K_\epsilon = np - \sqrt{\frac{np(1-p)}{\epsilon}}$. By Chebichev's inequality, applied to the binomial random variable B_n with parameters n and p , we have

$$\mathcal{P}(B \leq K_\epsilon) = \mathcal{P}\left(B - np \leq -\sqrt{\frac{np(1-p)}{\epsilon}}\right) \quad (70)$$

$$\leq \mathcal{P}\left(|B - np| \geq \sqrt{\frac{np(1-p)}{\epsilon}}\right) \quad (71)$$

$$\leq \frac{np(1-p)}{\left(\sqrt{\frac{np(1-p)}{\epsilon}}\right)^2} = \epsilon \quad (72)$$

In Appendix A it is shown that, for any fixed γ , $\limsup_{k \rightarrow \infty} m_k(\gamma) = 0$ and $\max_{k \geq 0} m_k(\gamma) = M(\gamma) < \infty$ (see Equation (64)). There exists an integer K'_ϵ , such that $m_k(\gamma) < \epsilon$, $\forall k > K'_\epsilon$. Let then choose an integer N_ϵ , such that, for all $n \geq N_\epsilon$, we have $K_\epsilon = np - \sqrt{\frac{np(1-p)}{\epsilon}} \geq K'_\epsilon$.

⁶Under any scaling of the type $p_n = a/n$ for positive a , the limit of $M_n(p_n, \gamma)$ for fixed γ exists, since the binomial distribution with parameters n and $p_n = a/n$ tends to a Poisson distribution with mean a .

Then, letting for ease of notation $w_k = \binom{n}{k}p^k(1-p)^{n-k}$, for $k = 0, 1, \dots, n$, we have

$$\begin{aligned} \frac{U_n(p, \gamma)}{\log_2(1 + \gamma)} &= \sum_{k=0}^n m_k(\gamma)w_k \\ &= \sum_{k \leq K_\epsilon} m_k(\gamma)w_k + \sum_{k > K_\epsilon} m_k(\gamma)w_k \\ &\leq M(\gamma)\mathcal{P}(B \leq K_\epsilon) + \epsilon\mathcal{P}(B > K_\epsilon) \\ &\leq [M(\gamma) + 1]\epsilon \end{aligned}$$

for all $n > N_\epsilon$. This concludes the proof. \square

APPENDIX C

PROOF OF SCALING OF p_n AND γ_n

Let us assume that $p_n \sim O(1/n^a)$ and $\gamma_n \sim O(1/n^b)$, with positive a and b .

Let us first prove that $a + b > 1$ implies that $\lim_{n \rightarrow \infty} U_n(p_n, \gamma_n) = 0$. An obvious upper bound of $m_k(\gamma)$ for any γ is $(1 - \epsilon)k$. Then, we have

$$U_n(p_n, \gamma_n) \leq \log_2(1 + \gamma_n)np_n(1 - \epsilon) \sim O(n^{1-a-b}) \quad (73)$$

which proves that $U_n(p_n, \gamma_n) \rightarrow 0$ if $a + b > 1$.

Let us now assume $a + b < 1$. Using the upper bound of $m_k(\gamma)$, we find

$$\begin{aligned} U_n(p, \gamma) &\leq \log_2(1 + \gamma)n^2p \left(1 - \frac{\gamma}{1 + \gamma}p\right)^{n-1} \\ &= \log_2(1 + \gamma)n^2p e^{(n-1)\log\left(1 - \frac{\gamma}{1 + \gamma}p\right)} \\ &\sim O\left(n^{2-a-b} e^{-n^{1-a-b}}\right) \end{aligned}$$

This proves that $U_n(p_n, \gamma_n) \rightarrow 0$ as $n \rightarrow \infty$, in case $a + b < 1$.

APPENDIX D

PROOF OF THEOREM 1

We first characterize the order statistics of a set $\{Y_1, \dots, Y_n\}$ of n i.i.d. negative exponential random variables with mean 1. Let $Y_{(1)}, Y_{(2)}, \dots, Y_{(n)}$ denote the corresponding order statistics in descending order, i.e., we have $Y_{(1)} \geq Y_{(2)} \geq \dots \geq Y_{(n)}$. The main difficulty with this set of random variables is that they are not independent. It is possible however to find a simpler representation for the order statistics, namely, we can write:

$$Y_{(k)} = \sum_{j=k}^n \frac{X_j}{j} \quad (74)$$

where X_1, \dots, X_n are i.i.d. negative exponential random variable with mean 1.

This representation is derived by considering n negative exponential timers, starting off at the same time. The first timer to expire marks the value of $Y_{(n)}$. The residual time to expiry for all remaining timers is still distributed according to a negative exponential random variable, thanks to the memoryless property of the negative exponential random variable. In general, let T_k denote the time it takes for the next timer to go, when k timers are left. Thanks to the memoryless property, T_k has the same probability distribution as the minimum of k i.i.d. negative

exponential random variable of mean 1, i.e., $\mathcal{P}(T_k > t) = e^{-kt}$, $t \geq 0$. Let t_0 be the time when all timers are triggered. The time E_j when the j -th timer expires and only $j-1$ survive is $E_j = t_0 + T_n + \dots + T_{n-j+1}$. This is the j -th smallest value among all timer lifetimes, hence $Y_{(n-j+1)} = E_j - t_0$ for $j = 1, \dots, n$ (remember the order statistics $\{Y_{(k)}\}_{1 \leq k \leq n}$ that we consider is in *descending* order). We conclude then

$$Y_{(k)} = T_n + T_{n-1} + \dots + T_{k+1} + T_k \quad (75)$$

where T_j is a negative exponential random variable with mean $1/j$ and the T_j 's are independent. Therefore, we can finally write the representation in Equation (74)

Starting from Equation (8) and replacing $|\tilde{h}_k|^2$ with the descending order statistics $Y_{(k)}$ of a set of n i.i.d. negative exponential random variables with mean 1, we get the following condition for the successful reception of the packet associated with the m -th strongest signal:

$$Y_{(j)} \geq c + \gamma \sum_{r=j+1}^n Y_{(r)} + \gamma \xi \sum_{r=1}^{j-1} Y_{(r)}, \quad j = 1, \dots, m \quad (76)$$

Using Equation (74) into Equation (76), we re-write the j -th condition above as follows:

$$\sum_{k=j}^n \frac{X_k}{k} \geq c + \gamma \sum_{r=j+1}^n \sum_{k=r}^n \frac{X_k}{k} + \gamma \xi \sum_{r=1}^{j-1} \sum_{k=r}^n \frac{X_k}{k} \quad (77)$$

Swapping the two last double summations, we get

$$\sum_{r=j+1}^n \sum_{k=r}^n \frac{X_k}{k} = \sum_{k=j+1}^n \sum_{r=j+1}^k \frac{X_k}{k} = \sum_{k=j+1}^n X_k \frac{k-j}{k} \quad (78)$$

and

$$\sum_{r=1}^{j-1} \sum_{k=r}^n \frac{X_k}{k} = \sum_{r=1}^{j-1} \left(\sum_{k=r}^{j-1} \frac{X_k}{k} + \sum_{k=j}^n \frac{X_k}{k} \right) \quad (79)$$

$$= \sum_{k=1}^{j-1} \sum_{r=1}^k \frac{X_k}{k} + \sum_{k=j}^n \sum_{r=1}^{j-1} \frac{X_k}{k} \quad (80)$$

$$= \sum_{k=1}^{j-1} X_k + \sum_{k=j}^n X_k \frac{j-1}{k} \quad (81)$$

Plugging those expressions back into Equation (77), we find

$$\sum_{k=j}^n \frac{X_k}{k} \geq c + \gamma \sum_{k=j}^n X_k \frac{k-j}{k} + \gamma \xi \sum_{k=1}^{j-1} X_k + \gamma \xi \sum_{k=j}^n X_k \frac{j-1}{k} \quad (82)$$

that is

$$[1 + j\gamma - (j-1)\gamma\xi] \sum_{k=j}^n \frac{X_k}{k} - \gamma \sum_{k=j}^n X_k - \gamma \xi \sum_{k=1}^{j-1} X_k \geq c \quad (83)$$

Let us define the coefficients

$$b_{jk} = \begin{cases} -\gamma\xi & k = 1, \dots, j-1, \\ \frac{1+j\gamma-(j-1)\gamma\xi}{k} - \gamma & k = j, \dots, n. \end{cases} \quad (84)$$

for $k = 1, \dots, n$. Then, we can re-write Equation (83) as follows

$$V_j = \sum_{k=1}^n b_{jk} X_k \geq c \quad (85)$$

where we have defined the random variable V_j . The conditions for decoding the m strongest packet successfully can be stated concisely as $V_j \geq c$ for $j = 1, \dots, m$.

Since the mean and variance of X_k is equal to 1 for all k and the X_k 's are i.i.d. random variables, we have

$$\mu_j(n) = \mathbb{E}[V_j] = \sum_{k=j}^n b_{jk} \quad (86)$$

$$\sigma_j^2(n) = \mathbb{E}[(V_j - \mu_j)^2] = \sum_{k=j}^n b_{jk}^2 \quad (87)$$

APPENDIX E PROOF OF THEOREM 2

A. Asymptotic regime for large n : mean value of V_j

We recall that we are studying the asymptotic regime as $n \rightarrow \infty$ with $\gamma = 1/(\alpha n)$. The expression of the mean of V_j can be derived explicitly from Equations (84) and (86):

$$\mu_j(n) = A_j(n) [H_n - H_{j-1}] - B_j(n) \quad (88)$$

where

$$A_j(n) = 1 + \frac{\xi + (1-\xi)j}{\alpha n} \quad (89)$$

$$B_j(n) = \frac{n - (1-\xi)(j-1)}{\alpha n} \quad (90)$$

$$H_n = \sum_{k=1}^n \frac{1}{k} \quad (91)$$

for $j = 1, \dots, n$.

The number H_n is known as the n -th harmonic number. For ease of notation, we let also $H_0 = 0$. It is well known that $H_n \sim \log(n+1) + E$, where E is the Euler-Mascheroni constant, $E \approx 0.5772$. As for the difference of harmonic numbers, it is easy to verify that

$$\log\left(\frac{n}{j}\right) + \frac{1}{n} \leq H_n - H_{j-1} = \sum_{k=j}^n \frac{1}{k} \leq \log\left(\frac{n}{j}\right) + \frac{1}{j} \quad (92)$$

This is proved by starting from the inequalities $\frac{1}{k+1} \leq \frac{1}{x} \leq \frac{1}{k}$, holding for $k \leq x \leq k+1$ and for any $k \geq 1$. Then, integrating over x and summing over k leads to the inequalities in Equation (92)

Let us define the function $f_{\alpha,\xi}(x)$ for $x \in (0, 1)$, given by

$$f_{\alpha,\xi}(x) = -\left(1 + \frac{(1-\xi)x}{\alpha}\right) \log x - \frac{1 - (1-\xi)x}{\alpha} \quad (93)$$

After a long yet simple calculation, it is verified that

$$\frac{1}{n} + \epsilon_j(n) \leq \mu_j(n) - f\left(\frac{j}{n}\right) \leq \frac{1}{j} + \delta_j(n) \quad (94)$$

where

$$\delta_j(n) = \frac{\xi}{\alpha n} \left(\log \left(\frac{n}{j} \right) + \frac{1}{j} \right) \quad (95)$$

$$\epsilon_j(n) = \frac{\xi}{\alpha n^2} - \frac{(1-\xi)(1-j/n)}{\alpha n} + \frac{\xi}{\alpha n} \log \left(\frac{n}{j} \right) \quad (96)$$

for $j = 1, \dots, n$. Since $\delta_j(n)$ for fixed n is a monotonously decreasing function of j and a monotonously increasing function of $\xi \in [0, 1]$, for all $j = 1, \dots, n$ we have

$$\delta_j(n) \leq \xi \frac{\log n + 1}{\alpha n} \leq \frac{\log n + 1}{\alpha n} \quad (97)$$

As for $\epsilon_j(n)$, it is a monotonously increasing function of $\xi \in [0, 1]$. Setting $\xi = 1$ in Equation (96), we get for all $j = 1, \dots, n$:

$$\epsilon_j(n) \leq \frac{\log(n/j) + 1/n}{\alpha n} \leq \frac{\log n + 1/n}{\alpha n} \quad (98)$$

For $\xi = 0$, and for all $j = 1, \dots, n$, we have also:

$$\epsilon_j(n) \geq -\frac{1-j/n}{\alpha n} \geq -\frac{1}{\alpha n} \quad (99)$$

Summing up, for any fixed n and for all $j = 1, \dots, n$ and $\xi \in [0, 1]$, we have

$$0 \leq \delta_j(n) \leq \frac{\log n + 1}{\alpha n} \quad (100)$$

$$|\epsilon_j(n)| \leq \max \left\{ \frac{\log n + 1/n}{\alpha n}, \frac{1}{\alpha n} \right\} \leq \frac{\log n + 1}{\alpha n} \quad (101)$$

Using the inequalities above in Equation (94), we can bound the absolute deviation between the sequences of the mean values and of the approximating function:

$$\begin{aligned} \Delta_j(n) &= \left| \mu_j(n) - f \left(\frac{j}{n} \right) \right| \\ &\leq \max \left\{ \frac{1}{n} + |\epsilon_j(n)|, \frac{1}{j} + \delta_j(n) \right\} \\ &\leq \max \left\{ \frac{1}{n} + \frac{\log n + 1}{\alpha n}, \frac{1}{j} + \frac{\log n + 1}{\alpha n} \right\} \\ &= \frac{1}{j} + \frac{\log n + 1}{\alpha n} \end{aligned} \quad (102)$$

We consider now the mean absolute error between the sequences $\{\mu_j(n)\}_{1 \leq j \leq n}$ and $\{f(j/n)\}_{1 \leq j \leq n}$. In view of Equation (102), we have

$$\begin{aligned} \Delta(n) &= \frac{1}{n} \sum_{j=1}^n \left| \mu_j(n) - f \left(\frac{j}{n} \right) \right| \\ &\leq \frac{1}{n} \sum_{j=1}^n \frac{1}{j} + \frac{\log n + 1}{\alpha n} \sim O \left(\frac{\log n}{n} \right) \end{aligned} \quad (103)$$

where the last (asymptotic) equality is a consequence of $\sum_{j=1}^n 1/j = H_n \sim \log n$ for $n \rightarrow \infty$. This proves that $\lim_{n \rightarrow \infty} \Delta(n) = 0$, i.e., the sequence of mean values $\mu_j(n)$, $j = 1, \dots, n$, approaches the continuous curve $f_{\alpha, \xi}(x)$, i.e., the points $\mu_j(n)$ move towards the curve $f_{\alpha, \xi}(x)$, $x \in (0, 1]$ as n grows. The result proved above determines also the rate of convergence, which appears to be rather slow.

B. Asymptotic regime for large n : variance of V_j

From Equation (87), the expression of the variance of V_j is as follows:

$$\sigma_j^2(n) = a_j^2(n) \sum_{k=j}^n \frac{1}{k^2} - 2 \frac{a_j(n)}{\alpha n} \sum_{k=j}^n \frac{1}{k} + \frac{n-j+(j-1)\xi^2}{\alpha^2 n^2} \quad (104)$$

where

$$a_j(n) = 1 + \frac{\xi + (1-\xi)j}{\alpha n} \quad (105)$$

We distinguish two cases:

- 1) Fixed j , so that the fraction j/n becomes vanishingly small as n grows.
- 2) $j = nx$, with fixed x , so that the fraction j/n is fixed and positive as n grows.

In the first case, for fixed j we have for $n \rightarrow \infty$:

$$\begin{aligned} a_j(n) &\rightarrow 1 \\ \sum_{k=j}^n \frac{1}{k^2} &\rightarrow \frac{\pi^2}{6} - \sum_{k=1}^{j-1} \frac{1}{k^2} \\ \sum_{k=j}^n \frac{1}{k} &= H_n - H_{j-1} \sim \log \left(\frac{n}{j} \right) \\ \frac{n-j+(j-1)\xi^2}{\alpha^2 n^2} &\rightarrow 0 \end{aligned}$$

where the second inequality stems from the known series sum $\sum_{k=1}^{\infty} 1/k^2 = \pi^2/6$. Using these limits in Equation (104), we have for any given fixed j :

$$\lim_{n \rightarrow \infty} \sigma_j^2(n) = \frac{\pi^2}{6} - \sum_{k=1}^{j-1} \frac{1}{k^2} \quad (106)$$

On the other hand, from Equation (88), it is apparent that for any given fixed j we have $\lim_{n \rightarrow \infty} \mu_j(n) = \infty$. Hence, for any given fixed j , we have

$$\lim_{n \rightarrow \infty} \frac{\sigma_j(n)}{\mu_j(n)} = 0 \quad (107)$$

In the second case, when the fraction $j/n = x$ is fixed as n grows, we have

$$\begin{aligned} \sigma_j^2(n) &\leq \left(1 + \frac{j}{\alpha n} \right)^2 \sum_{k=j}^n \frac{1}{k^2} + \frac{n-1}{\alpha^2 n^2} \\ &\leq \left(1 + \frac{j}{\alpha n} \right)^2 \frac{n-j}{j^2} + \frac{1}{\alpha^2 n} \\ &= \left(1 + \frac{x}{\alpha} \right)^2 \frac{n-nx}{n^2 x^2} + \frac{1}{\alpha^2 n} \\ &= \left[\frac{1-x}{x^2} \left(1 + \frac{x}{\alpha} \right)^2 + \frac{1}{\alpha^2} \right] \frac{1}{n} \end{aligned}$$

The upper bound in the first line is obtained as a consequence of the following facts.

- 1) The coefficients $a_j(n)$ are decreasing functions of $\xi \in [0, 1]$ for all j , hence $a_j(n) \leq a_j(n)|_{\xi=0} = 1 + j/(\alpha n)$.

- 2) The second term on the right hand side of Equation (104) is negative.
- 3) The last term is a monotonously increasing function of ξ , hence it is maximized for $\xi = 1$.

The expression in the third line is obtained by replacing j with nx .

This proves that, for any fixed x , we have

$$\lim_{n \rightarrow \infty} \sigma_j^2(n)|_{j/n=x} = 0 \quad (108)$$

As for the mean, substituting j with nx in Equation (88), and taking the limit for $n \rightarrow \infty$ with fixed $x > 0$, it is not difficult to verify that

$$\lim_{n \rightarrow \infty} \mu_j(n)|_{j/n=x} = f_{\alpha,\xi}(x) \quad (109)$$

where $f_{\alpha,\xi}(x)$ is defined in Equation (16).

Putting together the limits of variance and mean of V_j for $j/n = x$ for fixed $x > 0$, we get:

$$\lim_{n \rightarrow \infty} \frac{\sigma_j(n)}{\mu_j(n)} \Big|_{j/n=x} = 0 \quad (110)$$

Applying Chebichev inequality, we can write

$$\mathcal{P} \left(\left| \frac{V_j}{\mu_j(n)} - 1 \right| > \epsilon \right) \leq \frac{\sigma_j^2(n)}{\mu_j^2(n)\epsilon^2} \quad (111)$$

Taking the limit for $n \rightarrow \infty$, we have for any given $\epsilon > 0$:

$$\lim_{n \rightarrow \infty} \mathcal{P} \left(\left| \frac{V_j}{\mu_j(n)} - 1 \right| > \epsilon \right) = 0 \quad (112)$$

which proves that $V_j \sim \mu_j(n)$ almost surely for large n , i.e., V_j tends to become a deterministic variable, equal to its mean, with its coefficient of variation (the ratio of the standard deviation to the mean) shrinking to 0.

APPENDIX F PROOF OF THEOREM 3

Note that $\lim_{x \rightarrow 0^+} f_{\alpha,\xi}(x) = +\infty$ and $f_{\alpha,\xi}(1) = -\xi/\alpha \leq 0$. Hence, the set $\{x : x \in (0, 1) \text{ and } f_{\alpha,\xi}(x) = c\}$ is nonempty for any positive c .

As n gets large, the sequence of random variables V_j for $j = 1, \dots, n$ tend to a series of deterministic random variables equal to $\mu_j(n) \sim f_{\alpha,\xi}(j/n)$.

On the other hand, the condition for the packet carried by the m -th strongest signal to be decoded successfully is that $V_j \geq c$ for $j = 1, \dots, m$. Asymptotically, this happens if $\mu_j(n) \geq c$, i.e., $f_{\alpha,\xi}(j/n) \geq c$ for $j = 1, \dots, m$.

The overall number of correctly decoded packets will be m if and only if $f_{\alpha,\xi}(j/n) \geq c$, for $j = 1, \dots, m$, and $f_{\alpha,\xi}((m+1)/n) < c$. Reminding the definition of ζ , in the limit for $n \rightarrow \infty$, it is recognized that $m/n \sim \zeta$. Hence, the average number of correctly decoded packets out of n transmitted behaves as $m_n(\gamma_n) \sim \zeta n$ as n tends to infinity.

ACKNOWLEDGMENT

This work was partially supported by the European Union under the Italian National Recovery and Resilience Plan (NRRP) of Next Generation EU, partnership on ‘‘Telecommunications of the Future’’ (PE00000001 - program ‘‘RESTART’’).

REFERENCES

- [1] O. Bello and S. Zeadally, ‘‘Toward efficient smartification of the internet of things (iot) services,’’ *Future Generation Computer Systems*, vol. 92, pp. 663–673, 2019.
- [2] G. Bianchi, ‘‘Performance analysis of the ieee 802.11 distributed coordination function,’’ *IEEE Journal on Selected Areas in Communications*, vol. 18, no. 3, pp. 535–547, 2000.
- [3] D. Bertsekas, R. Gallager, *Data Networks* (2nd Ed.), Prentice-Hall, Inc., USA, 1992.
- [4] G. Fortino, W. Russo, C. Savaglio, M. Viroli, M. Zhou, *et al.*, ‘‘Modeling opportunistic iot services in open iot ecosystems,’’ in *WOA*, pp. 90–95, 2017.
- [5] A. Zanella, M. Zorzi, A. F. dos Santos, P. Popovski, N. Pratas, C. Stefanovic, A. Dekorsy, C. Bockelmann, B. Busropan, and T. A. Norp, ‘‘M2m massive wireless access: Challenges, research issues, and ways forward,’’ in *2013 IEEE Globecom Workshops (GC Wkshps)*, pp. 151–156, IEEE, 2013.
- [6] F. Ghavimi and H.-H. Chen, ‘‘M2m communications in 3gpp lte/lte-a networks: Architectures, service requirements, challenges, and applications,’’ *IEEE Communications Surveys & Tutorials*, vol. 17, no. 2, pp. 525–549, 2014.
- [7] F. Guo, F. R. Yu, H. Zhang, X. Li, H. Ji, and V. C. M. Leung, ‘‘Enabling massive iot toward 6g: A comprehensive survey,’’ *IEEE Internet of Things Journal*, vol. 8, no. 15, pp. 11891–11915, 2021.
- [8] X. Chen, D. W. K. Ng, W. Yu, E. G. Larsson, N. Al-Dhahir, and R. Schober, ‘‘Massive access for 5g and beyond,’’ *IEEE Journal on Selected Areas in Communications*, vol. 39, no. 3, pp. 615–637, 2021.
- [9] F. Jabbarvaziri, N. Mysore Balasubramanya, and L. Lampe, ‘‘Harq-based grant-free noma for mmhc uplink,’’ *IEEE Internet of Things Journal*, vol. 8, no. 10, pp. 8372–8386, 2021.
- [10] L. Liu, E. G. Larsson, W. Yu, P. Popovski, C. Stefanovic, and E. de Carvalho, ‘‘Sparse signal processing for grant-free massive connectivity: A future paradigm for random access protocols in the internet of things,’’ *IEEE Signal Processing Magazine*, vol. 35, no. 5, pp. 88–99, 2018.
- [11] Y. Saito, Y. Kishiyama, A. Benjebbour, T. Nakamura, A. Li, and K. Higuchi, ‘‘Non-orthogonal multiple access (noma) for cellular future radio access,’’ in *2013 IEEE 77th Vehicular Technology Conference (VTC Spring)*, pp. 1–5, 2013.
- [12] Z. Ding, Z. Yang, P. Fan, and H. V. Poor, ‘‘On the performance of non-orthogonal multiple access in 5g systems with randomly deployed users,’’ *IEEE Signal Processing Letters*, vol. 21, no. 12, pp. 1501–1505, 2014.
- [13] Y. Yuan, S. Wang, Y. Wu, H. V. Poor, Z. Ding, X. You, and L. Hanzo, ‘‘Noma for next-generation massive iot: Performance potential and technology directions,’’ *IEEE Communications Magazine*, vol. 59, no. 7, pp. 115–121, 2021.
- [14] L. Dai, B. Wang, Y. Yuan, S. Han, I. Chih-lin, and Z. Wang, ‘‘Non-orthogonal multiple access for 5g: solutions, challenges, opportunities, and future research trends,’’ *IEEE Communications Magazine*, vol. 53, pp. 74–81, Sep. 2015.
- [15] S. Chen, B. Ren, Q. Gao, S. Kang, S. Sun, and K. Niu, ‘‘Pattern division multiple access—a novel nonorthogonal multiple access for fifth-generation radio networks,’’ *IEEE Transactions on Vehicular Technology*, vol. 66, no. 4, pp. 3185–3196, 2017.
- [16] Z. Yuan, G. Yu, W. Li, Y. Yuan, X. Wang, and J. Xu, ‘‘Multi-user shared access for internet of things,’’ in *2016 IEEE 83rd Vehicular Technology Conference (VTC Spring)*, pp. 1–5, 2016.
- [17] Z. Ding, Y. Liu, J. Choi, Q. Sun, M. Elkashlan, I. Chih-Lin, and H. V. Poor, ‘‘Application of non-orthogonal multiple access in lte and 5g networks,’’ *IEEE Communications Magazine*, vol. 55, no. 2, pp. 185–191, 2017.
- [18] Y. Du, B. Dong, Z. Chen, X. Wang, Z. Liu, P. Gao, and S. Li, ‘‘Efficient multi-user detection for uplink grant-free noma: Prior-information aided adaptive compressive sensing perspective,’’ *IEEE Journal on Selected Areas in Communications*, vol. 35, no. 12, pp. 2812–2828, 2017.
- [19] L. Valentini, M. Chiani, and E. Paolini, ‘‘Interference cancellation algorithms for grant-free multiple access with massive mimo,’’ *IEEE Transactions on Communications*, vol. 71, no. 8, pp. 4665–4677, 2023.
- [20] A. Emir, F. Kara, H. Kaya, and H. Yanikomeroglu, ‘‘Deepmud: Multi-user detection for uplink grant-free noma iot networks via deep learning,’’ *IEEE Wireless Communications Letters*, vol. 10, no. 5, pp. 1133–1137, 2021.

- [21] M. Fayaz, W. Yi, Y. Liu, and A. Nallanathan, "Transmit power pool design for grant-free noma-iot networks via deep reinforcement learning," *IEEE Transactions on Wireless Communications*, vol. 20, no. 11, pp. 7626–7641, 2021.
- [22] B. Razzaque, "Grant-free transmissions based on successive interference cancellation in IoT," *35th International Teletraffic Congress (ITC-35)*, pp. 1–9, 2023.
- [23] Y. Li and L. Dai, "Maximum sum rate of slotted aloha with successive interference cancellation," *IEEE Transactions on Communications*, vol. 66, no. 11, pp. 5385–5400, 2018.
- [24] A. B. Abdul Razzaque, H. K. Qureshi, and A. Baiocchi, "Low vs high spectral efficiency communications with sic and random access," in *2022 IEEE 11th IFIP International Conference on Performance Evaluation and Modeling in Wireless and Wired Networks (PEMWN)*, pp. 1–6, 2022.
- [25] A. Zanella and M. Zorzi, "Theoretical analysis of the capture probability in wireless systems with multiple packet reception capabilities," *IEEE Transactions on Communications*, vol. 60, no. 4, pp. 1058–1071, 2012.
- [26] A. Munari, F. Lázaro, G. Durisi, and G. Liva, "The dynamic behavior of frameless aloha: Drift analysis, throughput, and age of information," *IEEE Transactions on Communications*, vol. 71, no. 12, pp. 6914–6927, 2023.
- [27] J. Sala-Alvarez, F. Rey, J. Villares, and F. Molina, "Minimum per user-energy profile for massive sic receivers under an average energy constraint," in *2017 IEEE 18th International Workshop on Signal Processing Advances in Wireless Communications (SPAWC)*, pp. 1–6, 2017.
- [28] F. Collard and R. De Gaudenzi, "On the optimum packet power distribution for spread aloha packet detectors with iterative successive interference cancelation," *IEEE Transactions on Wireless Communications*, vol. 13, no. 12, pp. 6783–6794, 2014.
- [29] J. Abate and W. Whitt, "Numerical inversion of laplace transforms of probability distributions," *ORSA Journal on computing*, vol. 7, no. 1, pp. 36–43, 1995.
- [30] B. V. Gnedenko, *Theory of Probability*. Routledge, 1998.
- [31] A. Baiocchi, A. Razzaque, Asymptotic analysis of sum-rate under sic (2024), *arXiv:2405.12937*.