

Alignment Helps Make the Most of Multimodal Data^{*}

Christian Arnold¹ and Andreas Küpfer²

¹University of Birmingham, c.arnold.2@bham.ac.uk

²TU Darmstadt, andreas.kuepfer@tu-darmstadt.de

June 24, 2024

When studying political communication, combining the information from text, audio, and video signals promises to reflect the richness of human communication more comprehensively than confining it to individual modalities alone. However, its heterogeneity, connectedness, and interaction are challenging to address when modeling such multimodal data. We argue that aligning the respective modalities can be an essential step in entirely using the potential of multimodal data because it informs the model with human understanding. Taking care of the data-generating process of multimodal data, our framework proposes four principles to organize alignment and, thus, address the challenges of multimodal data. We illustrate the utility of these principles by analyzing how German MPs address members of the far-right AfD in their speeches and predicting the tone of video advertising in the context of the 2020 US presidential race. Our paper offers important insights to all keen to analyze multimodal data effectively.

^{*}Thomas Gschwend, Achim Hildebrandt, Frederik Hjorth, Stefan Müller, Oliver Rittmann, Joseph Ornstein, Wang Leung Ting, and Michelle Torres provided tremendously helpful comments to earlier versions. The authors acknowledge support by the state of Baden-Württemberg, Germany, through bwHPC. Earlier versions of the draft were presented at the 5th Annual COMPTExT Conference, Glasgow, 12-13 May 2023, at the 13th Annual EPSA Conference Glasgow, 22-24 June 2023, the ECPR SGoP Conference, Vienna, 6-8 July 2023, the Political Studies Association of Ireland (PSAI) Annual Conference, 20-22 October 2023, Belfast, the 46th Annual Conference of the International Association for the Study of German Politics (IASGP), Mannheim, 30 November-1 December 2023, the 81st Midwest Political Science Association (MPSA), Chicago, 4-7 April 2024, and the Text-as-Data Reading Group Spring 2024 Speaker Series, 8 May 2024, Online.

Introduction

On May 14th, 2024, British Prime Minister Rishi Sunak tweeted: “Supporting our great British farmers for generations to come 🇬🇧”, together with a photo (Figure 1). The message is an example of multimodal data. Its text modality is a sequence of words and includes even a non-standard text character, the British flag. The image modality shows the Prime Minister with two middle-aged men behind a BBQ at a farmers’ market. Such multimodal data is pervasive when studying politics. Social media has developed from pure text-based discussion fora to platforms that include images, audio, and video data. Scholars also turn to multimodal data when they analyze video recordings from focus groups, expert interviews, or political speeches. Multimodal data can also stretch beyond what humans directly experience with their senses. For example, an open-ended survey question with corresponding numerical question items combines a text and a statistical modality.

Irrespective of the application, analyzing one modality alone does not fully do justice to the richness of the data. Rishi Sunak purposefully sent not only a text message but also a photo. Similarly, a politician’s speech is more than its transcript; nonverbal communication is key in its delivery. A survey combining an open-ended question with numerical items is explicitly designed to capture information beyond what statistical data can retrieve alone.

However, such multimodal data is a thorny promise. While humans intuitively process multiple modalities, models require guidance on how to combine the information from one modality with the information in the other modality. In the photo of Figure 1, context information is necessary to relate the pixels displaying the gentleman to the right to the word “farmers” in the tweet’s text. Likewise, only a human can easily spot that the red, white, and blue pixels showing the British flag festoon in the photo’s background and the British flag emoji in the text mean similar things.

Without guidance on how information in one modality relates to information in another, models are left in the dark about how data from several modalities fits together. Ideally, models receive support to align corresponding information across different modalities.



Figure 1: Example of Multimodal Data. Tweet from British Prime Minister Rishi Sunak on May 14th, 2024.

Alignment approximates how humans make sense of the data and is, therefore, a way of human annotation. With it, models can make more efficient use of the information in the data, which boosts their performance, something we show when we predict the tone of video ads from the presidential election campaign of the USA in 2020. It is also possible to design new applications once multimodal data is aligned. For example, aligned data allows for cross-modal queries, where a researcher queries one modality to find out what is happening in another. In our paper, we showcase such an approach when we study how members of the German Bundestag react to the arrival of the right-wing AfD.

The contribution of our paper is straightforward. We argue that anyone analyzing multimodal data should consider alignment carefully. Our paper explains what alignment is, why it matters, and what to account for when modeling it. In the first section, we introduce the core challenges of multimodal data—heterogeneity, connectedness, and interaction—and how alignment helps addressing them. The second section offers practical guidance. It introduces four principles that scholars should care about when aligning the data: semantic segmentation, explicit vs. implicit alignment, information representation, and local vs. global alignment. Spotlighting the great potential for research in practice, the last section showcases how to use alignment for cross-modal queries and performance improvement.

Addressing the Challenges of Multimodal Data with Alignment

A modality is a way to perceive a phenomenon through a sensor (Baltrušaitis, Ahuja, and Morency 2018; Barua, Ahmed, and Begum 2023). Multimodal data describes the same phenomenon through different sensors. Not all of them record the same aspect of the phenomenon, but the union of their information offers a more comprehensive description than one modality alone (Liang, Zadeh, and Morency 2023). Humans perceive the world through a range of different senses. As they grow up, they intuitively develop the ability to understand and interpret multimodal experiences. But while models can tap into information that resembles the human experience of the world, they require guidance to process it.

When designing multimodal models, overcoming three core challenges of multimodal data is essential (Liang, Zadeh, and Morency 2023, 5ff.). First, multimodal data is heterogeneous. The respective modalities often differ in how they represent information. Language data is built from letters and words; audio data is a time series of oscillations; a color image is a three-dimensional object of pixel values across height, width, and color band; and video data adds time as another pixel dimension. The individual data representations also differ in how they relate these information bits to one another. The grammar of a sentence works hierarchically; an image represents information spatially, and language, audio, and video are sequences. Moreover, multimodal data is heterogeneous in terms of how informative a modality is in solving a particular task. For example, recent studies have found that the audio signal might be quite relevant to convey emotions in political speeches beyond ‘just’ the text alone (Dietrich, Hayes, and O’Brien 2019; Knox and Lucas 2021; Rittmann forthcoming). The modalities can also have different levels of noise. In extreme cases, data might be missing in parts of one modality but not others, e.g., a speaker might not be seen but only heard in a video.

Despite its heterogeneity, multimodal data is connected. After all, the various data streams describe the same event. The clap of a hand is easy to detect in the corresponding

video and audio modality. Modalities may also relate to one another on more semantic grounds. In a politician’s sarcastic social media post, their photo with a wink and the accompanying text requires a deep understanding of what the image and the text mean and how their combination jointly creates the message (Anderson and Huntington 2017; Leicht 2023).

Lastly, modalities may interact, and they can do so in any combination. They may reinforce, cancel each other out, or even invert themselves. Such interactions are typically task-dependent. The modalities in a video of a political speech interact with each other entirely differently when analyzing whether a speech was particularly emphatic (Rittmann, Ringwald, and Nyhuis 2020) or whether it was related to valence (Cauzinille et al. 2022).

The alignment of multimodal data is crucial to mitigate the core challenges of multimodal data. Alignment finds “relationships and correspondences between sub-components of instances from two or more modalities” (Baltrušaitis, Ahuja, and Morency 2018, p. 432). It points information about a phenomenon in one modality to the corresponding information in other modalities based on how humans make sense of the data (Akkus et al. 2023).

Alignment tackles the heterogeneity of multimodal data. Alignment relates relevant information to one another even if the data looks very different or the data quality is bad. With aligned data, a model uses the information in the data more effectively. This can improve model performance (Liang, Lyu, et al. 2023; Parcalabescu et al. 2022), and even compensate for noisy or missing data in individual modalities (Liang, Zadeh, and Morency 2023). Alignment is, therefore, particularly promising in low-resource modalities (Liang, Wu, et al. 2021).

Alignment connects data across modalities, even if these connections require a deep semantic understanding of how humans interpret the information. In addition to improving the overall prediction performance, these established connections allow for new ways of modeling the data. Alignment makes it possible to formulate queries across modalities where an analyst searches for information in one modality and retrieves relevant infor-

mation from others (Baltrušaitis, Ahuja, and Morency 2018; Liang, Wu, et al. 2021). For example, politicians may rely on particular vocal pitches or facial expressions when using specific keywords such as *immigrant* or *climate change*, or they could use particular phrases to react to acoustic (booing, clapping) or visual cues (facial expressions, hand gestures).

Ultimately, alignment illustrates the interaction of modalities. Such information can make data analysis more effective and help formulate cross-modal queries. In addition, it is also helpful to understand how multimodal models work, how models use the information from different modalities to solve their tasks, and how well humans are capable of understanding what machines are doing (Gongane, Munot, and Anuse 2024; Hessel and Lee 2020; Liang, Lyu, et al. 2023; X. Wang et al. 2021).

In political science, however, alignment is typically not a particular concern when modeling multimodal data. Some concatenate the data from the respective modalities without explicit thoughts on alignment (Dietrich and Ko 2022; Dietrich, Enos, and Sen 2019; Dietrich, Hayes, and O’Brien 2019; Rittmann forthcoming; Tarr, Hwang, and Imai 2022). This weak form of alignment combines the respective data modalities only as a whole but without considering relevant semantic units. Others align at fixed temporal segments (Boussalis et al. 2021; Knox and Lucas 2021). While this offers a more fine-grained approach to mapping modalities to one another, it still does not align modalities based on semantically meaningful units.

Modeling Alignment as Part of the Data Generating Process

In light of the great potential of multimodal data, we suggest carefully considering alignment. It has been a well-established practice to pay close attention to theoretically informed ideas about the data-generating processes when modeling micro data (Aldrich, Alt, and Lupia 2008; Bräuninger and Swalve 2020; King 1998). These principles have recently been extended to unstructured data formats like text (Egami et al. 2022; Slapin

and Proksch 2008), or audio (Knox and Lucas 2021). The same standards are ideally held for working with multimodal data. Alignment should be part of modeling the data-generating process in multimodal data since it connects semantically meaningful information across modalities, thus annotating how humans understand the data.

There are many ways to consider alignment when analyzing multimodal data.¹ Different technological solutions exist, and their choice depends on the data format, the goal of the analysis, and theoretically informed considerations about the data-generating process. We recommend focusing on four organizing principles when deciding how to align multimodal data.

Semantic Segmentation

The way in which the respective modalities have been segmented into discrete semantic units matters (Liang, Zadeh, and Morency 2023). Modalities can either already have semantically meaningful units. A classic example is to relate words to the same entity in an image, which allows describing an image with words (Cirik, Berg-Kirkpatrick, and Morency 2020; Kong et al. 2014; Kottur et al. 2018). Machine translations are another case in point. Here, words in one language are used to connect them to the semantically same sequence of words in another language (Brown et al. 1993). This can be applied to study political texts across languages (Licht 2023; Rodriguez et al. 2023). However, not all modalities necessarily have semantic units. Data may be continuous, and it may be difficult to subdivide it into discrete units. Transcribing audio data is an example of such a task, where a continuous audio track is converted into the text modality (Bain et al. 2023; Haubold and Kender 2007). Rask (2023) shows how to use such aligned text-audio data to analyze parliamentary speech. Similar approaches exist for image data, where the task is to identify semantically meaningful objects from what is a rectangle of pixels (Karpathy and L. Fei-Fei 2015). In political science, Torres (2024) identifies visual features from images and then studies how media is visually framing migrants from Central America.

¹For excellent reviews on how computer sciences approach alignment, see, e.g., Baltrušaitis, Ahuja, and Morency (2018), Barua, Ahmed, and Begum (2023) or Liang, Zadeh, and Morency (2023).

Many ways exist to align semantic units across modalities. Approaches range from unsupervised clustering to self-train supervised models or fine-tuning pre-trained models, e.g., via APIs or transfer learning (Peng, Lock, and Ali Salah 2024). If continuous modalities are involved, alignment can occur by delineating the continuous modality based on information from the discrete modality. For example, when transcribing an audio file, it is possible to define the timestamp of each word’s beginning and end in the audio modality. In a similar vein, one could define the boundaries of an object in an image. With several continuous modalities, such as several time series, modalities can be aligned through adversarial training and dynamic time warping (Kruskal 1983; Trigeorgis et al. 2017).

Explicit vs. Implicit Alignment

Another relevant principle relates to the main task of the model (Baltrušaitis, Ahuja, and Morency 2018; Barua, Ahmed, and Begum 2023): Is it the explicit concern to align modalities? Or is the main analytical task of the model something different, and alignment plays an implicit role in the model, if at all?

Explicit alignment has been used to study the similarity between texts and to match, for example, books and their corresponding movie scripts (Zhu et al. 2015), or to align TV shows and plot synopses (Tapaswi, Bäumel, and Stiefelhagen 2015). In political science, Linder et al. (2020) align the text of policy proposals to compare legislation in different US states. Assessing the quality of such explicit alignment can already be relevant information, e.g., to detect deep fakes in TV news (Agarwal et al. 2023).

Once modalities are aligned, further analyses are possible, and the explicit alignment can be considered a form of pre-processing of the data (Denny and Spirling 2018). For example, one could look for information in one modality and then use this search to retrieve relevant information from the aligned second modality.

It could also be the case that the model’s ultimate task is not alignment but something else. Scholars might be interested in taking account of verbal and non-verbal communication when they study complex figures of speech such as sarcasm or humor (Pramanick,

Roy, and Patel 2022), or rhetorical emphasis (Rittmann, Ringwald, and Nyhuis 2020). Even though alignment is implicit in this case, it still plays an important role. Information coordination occurs often in the model’s early stages, and the model benefits from its inbuilt capacity to learn alignment when solving the designated task.

When modeling explicit alignment, defining a similarity measure between modalities is necessary. Alignment can then be learned through unsupervised approaches where there are no direct correspondences between the semantic units in each modality, e.g., via adversarial learning (Shariat and Pavlovic 2011; Trigeorgis et al. 2017). The other option, supervised alignment, requires labeled semantic units and then uses models to align modalities (Geburu et al. 2017; Hu et al. 2016). Implicit alignment can be effectively addressed with neural network architectures. Their flexibility allows them to explicitly account for the similarity of modalities as part of the overall training goal in their loss function (Karpathy, Joulin, and L. F. Fei-Fei 2014; Xiong, Merity, and Socher 2016). More recently, transformer architectures have successfully implemented cross-modal self-attention to align modalities implicitly. The transformer architectures dynamically direct a model’s attention across modalities, even if the relevant pieces of information occur at different time steps (Tsai et al. 2019; Lu et al. 2019).

Information Representation

A key concern of any analysis is how the data can represent the information that is in it. While this is less relevant with structured micro-data, unstructured data come in very different shapes. Text data is typically a set of strings, audio data is a waveform, and image data is pixels.

A classic way of handling text data has been the conversion into a term-document matrix. Accepting the loss of all grammatical relations between words (*bag-of-words assumption*), this approach identifies all existing terms in a corpus and counts how often they occur in each document. Several foundational works in political science build on this (Laver, Benoit, and Garry 2003; Roberts et al. 2014; Slapin and Proksch 2008). Torres (2024) shows how to analyze images similarly. Embeddings are a recent break-

through in representing unstructured data completely differently (Mikolov et al. 2013; Pennington, Socher, and Manning 2014). They allow the capture of semantic meaning in high-dimensional vectors. In political science, they have been widely applied, for example, to demonstrate the semantic shift of particular terms over time (Rodman 2020; Pedro Rodriguez, Spirling, and Stewart 2023)

Alignment is a powerful way of bringing modalities’ latent spaces in sync. Coordinating the embedding spaces of different modalities seeks to enforce equivalence between the respective semantic units in the modalities (Frome et al. 2013; Socher et al. 2013). An easy way of coordinating such embedding spaces between different modalities is to minimize the distances between the embeddings of corresponding units in their respective modalities (Weston, Bengio, and Usunier 2011). Others combine Canonical Correlation Analysis (Lowe 2016) with neural network architectures (Andrew et al. 2013; W. Wang et al. 2015).

Local vs. Global Alignment

Lastly, alignment can be modeled at the local or the global level (Liang, Zadeh, and Morency 2023). Local alignment tries to find matching pairs among the respective semantic units of the different modalities. Note that these connections can be one-to-one, one-to-many, or many-to-many. For example, it is possible to align different text modalities such as the words in movies and their scripts (Zhu et al. 2015), or images and their descriptions (Hu et al. 2016). However, data can also be aligned globally in one go. The matching of the respective modalities is then a joint optimization problem. Often, such problems are modeled as optimal transport. In political science, Lupu, Selios, and Warner (2017) used such approaches to model the congruence of political attitudes between individuals and political elites.

The Potential of Alignment in Practice

This last section showcases the potential of alignment for political science. In one application, we use alignment to study multimodal data in the German Bundestag. We seek to understand how parties react to the arrival of the right-wing AfD. Are MPs more upset in their speeches when they address the AfD? And do they talk differently to the AfD than to all other factions? In another application, we improve the prediction of the tone of campaign videos from the 2020 US presidential election, i.e., whether they are positive or negative ads. Our first goal is to show how accounting for the four principles *semantic segmentation*, *explicit vs. implicit alignment*, *information representation*, and *local vs. global alignment* can systematically inform the modeling of alignment. Our second goal is to illustrate how addressing the core challenges of multimodal data analysis helps answer substantial research questions.

Alignment for Cross-Modal Queries in Parliamentary Speeches

The rise of far-right parties in Western Europe has been researched by political science for many years (e.g., Betz 1995; Ivarsflaten 2008; Mudde 2007). One example is the German party Alternative for Germany (*Alternative für Deutschland*, /AfD). The AfD causes polarization in party competition and prompts mainstream parties to converge towards the AfD’s positions. This, in turn, has expanded the political dimensions in which parties seek influence during legislative debates and beyond (Arzheimer 2018; Atzpodien 2022; Kortmann and Stecker 2019). While the impact of the AfD on policy positions has been well studied, we know little whether this goes in hand with behavioral changes of MPs on the parliamentary floor in the German Bundestag (Bäck, Debus, and Fernandes 2021; Proksch and Slapin 2015).

Do parties engage differently with the AfD than with other parties? If so, how does communication to the extreme right differ from communication with other parties?

We look at these questions using all 15,553 video recordings of plenary debates held in the 19th German Bundestag, the first legislative period where the AfD entered the

German parliament as a faction in its own right.² While the complete corpus of videos includes full plenary debates and non-plenary speeches such as political education videos, we filter the speeches with available meta information containing the speech date, speaker name, party, and agenda item. To identify whether the speaker is visible in the video, we train the Detection Transformer (*DETR*) framework (Carion et al. 2020) to recognize the special lettering *Deutscher Bundestag* as well as Germany’s coat of arms (*Bundesadler*) on the speaker’s desk.³

The key challenge in both research questions is knowing when MPs address the AfD. Identifying the correct passages in MPs’ speeches using text alone would be a formidable task, so we also include MPs’ non-verbal communication in our analysis. When a speaker explicitly addresses someone, they typically look at them. We, therefore, identify the moments when MPs talk to the AfD based on their gaze. The layout of the *Bundestag* is a semi-circle with the speaker at its center and the factions populating their seats along the lines of the left-right party spectrum. From the speaker’s perspective, the AfD sits to the far right. Measuring the angle at which a speaker looks at their audience will identify those moments when MPs look at the AfD and address them.

Based on this signal in the video modality, we query information from the audio and text modality to solve our research questions. In the first case, we want to understand whether MPs are upset. The vocal pitch reliably measures arousal in political speech (Dietrich, Hayes, and O’Brien 2019; Knox and Lucas 2021; Rittmann forthcoming). Using the audio modality, we calculate the MP-wise average vocal pitch during their speech and how much they deviate from this when they address members of the AfD faction. In the second case, we investigate whether MPs chose different words when they talk to the AfD. We again use MPs’ gaze to answer this question and retrieve the respective words from the text modality.

Since we rely on all three modalities to answer our research questions, they all must

²We scrape the recordings of the plenary debates from the Bundestag homepage (<https://www.bundestag.de/parlamentsfernsehen>).

³We use transfer learning with a pre-trained *ResNet-50* and fine-tuned with a few annotated video frames. Our final model successfully recognizes the combination of lettering and logo in 95.00% of the images in our validation set.

be aligned. The alignment of the video and the audio modalities is straightforward. We align them globally based on time. Alignment is explicit, since the goal of the analysis is to query the audio data based on a particular signal in the video modality—the moment an MP looks at the AfD faction. Both modalities are continuous, so we segment them into the respective units based on the time stamp. We first search for the information we use as the query: the gaze of the MPs in the video modality. The python package *SixDRepNet* (Hempel, Abdelrahman, and Al-Hamadi 2022) uses a convolutional neural net architecture to measure the three ways a human can move their head. A speaker can look to the left or right (*yaw*), look up or down (*pitch*), or tilt their head to the left or right (*roll*). In the seating arrangement of the 19th *Bundestag*, the AfD sits between 45° and 70° relative to the speaker at the podium.⁴ Using the timing of the *yaw* angles allows us to identify when the MP is speaking to the AfD.⁵ With this setup, we divide an MP’s speech into those parts when they address the AfD and those when they do not address the AfD. For the information representation, we directly utilize the audio data without transforming it into an embedding and work with the open-source audio analysis software *librosa* to calculate mean pitch values (McFee et al. 2015).

We also align the audio and the text modality. With *WhisperX* (Bain et al. 2023), we automatically transcribe what MPs say and identify each discrete semantic unit—the words—together with their respective start and end times. We align the complete audio track of a speech globally. The alignment is explicit in this case: the time stamps from the video signal allow us to identify the words MPs use in their speech when they talk to the AfD.

Once all modalities are aligned, we can address the research questions. We compute a mean pitch value for each spoken word to understand whether MPs are more upset when they address the AfD. In light of differences in frequency ranges for men and women, we follow the range settings proposed by Dietrich, Hayes, and O’Brien (2019) and Rittmann

⁴The mean absolute error of the angle measurement is 3.72 (Hempel, Abdelrahman, and Al-Hamadi 2022)

⁵In addition, we consider *pitch* angles smaller than -20° to correct when an MP looks at their speech notes and keeps the measurement to the AfD active during that time. We also require a minimum length of 10 words to identify a part of the speech to be directly addressed to the AfD.

(forthcoming) and set the floor pitch to 75Hz and its ceiling to 300Hz for men and to 100Hz to 500Hz for woman. Lastly, we normalize all values per MP as standardized word-wise differences from their mean.

The standardized pitch is the dependent variable of a regression model, while our independent variable is an interaction between the party and a dummy variable that indicates whether an MP is addressing the AfD or not. We additionally include fixed effects on the MP level. Figure 2 charts each faction’s predicted audio pitch on the vertical axis. Values in green indicate when MPs address the AfD, and values in purple show when MPs speak to anybody else. For all parties, MPs’ predicted pitch is slightly lower than the standardized mean at 0, a value we would expect since these parts of the speeches represent the large majority of the corpus. However, the green values are of core interest for our research question since they capture whether MPs are more upset when talking to the AfD. This is the case, and in particular so for the three left factions from the socialist *Die Linke*, the social democrats *SPD*, and the green party *Bündnis 90/Grüne*. All three of them show on average a pitch that is about 0.15 standard deviations higher than usual. The MPs from the conservative faction from *CDU* and *CSU* show a higher pitch, too, but only about 0.027 standard deviations, and MPs from the liberal party *FDP* are on average 0.05 standard deviations higher. For MPs from the AfD itself, there is no difference in the pitch level when they talk to their faction. Our findings align with theoretical expectations regarding communication in the 19th Bundestag.

The second research question identifies the words MPs choose when they address the AfD. Querying text based on information is again a matter of using information on the video domain based on time stamps. This time, however, the query retrieves information from the text modality and not from the audio modality. To better understand the communication patterns between the faction from the AfD and all others, we use the Fightin’ Words algorithm (Monroe, Colaresi, and Quinn 2008). It compares word frequencies across multiple groups, considering the frequency of each word in the entire dataset. In each of the four possible speaking situations (others \rightarrow AfD, AfD \rightarrow AfD, others \rightarrow others, AfD \rightarrow others), the y-axis indicates how strongly associated they are

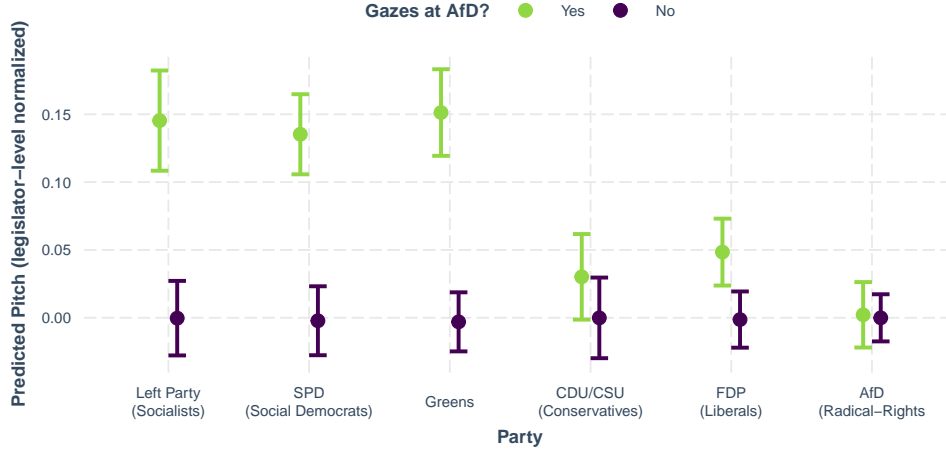


Figure 2: Predicted MPs arousal (standardized audio pitches) with 95% confidence intervals when addressing the AfD (green), and when addressing all other parties purple during the 19th German *Bundestag*.

with talking to the respective audience. The x-axis depicts how frequently the words are used in general.

Figure 3 presents our findings for all four scenarios. Whenever other parties talk to the AfD, they typically do not use their speech to engage with the faction thematically. Instead, they rely on words that are more indicative of a rebuttal of an interjection, such as *verehrt* (honored), *herr* (Mr.), *gauland* (Alexander Gauland (AfD)), *kolleg* (word stem of colleague), *Antrag* (proposal), *Frage* (question). In short, the speaker’s audience is correlated to the spoken words, and MPs do not seem to engage with the AfD on the grounds of particular contents but rather to reprimand the faction.

The main goal of this application is to show how systematic, explicit alignment of modalities on something as intuitive as timestamps can address the connectedness of multimodal data. Mapping the three modalities onto one another also highlights the potential of cross-modal queries, which add significant analytical leverage to research designs in multimodal analysis. For example, it would be possible to look for any other distinct semantic communication symbol that can be easily detected, such as particular facial expressions or other body language. In the audio domain, the pitch of the voice and particular sounds (bells, clapping) may be informative to understand political communication (Ash, Krümmel, and Slapin forthcoming). And, of course, text proves to be the most popular modality in political science, readily available to be semantically explored

The figure displays three distinct clusters of German political terms based on their frequency of use by different groups:

- Green Cluster (AID speaking to Other):** Includes terms like "sozialist", "ideolog", "illegal", "abgelehnt", "kaum", "merkmal", "volk", "medi", "islam", "tut", "wolf", "terrorist", "einz", "zahlungs", "sed", "hierzuland", "antifa", "konservativ", "alternativ", "unzähl", "definition", "ausmass", "planwirtschaft", "einwander", "student", "endgut", "überwach", "falsch", "katastrophal", "dar", "fern", "sozialismus", "oppositionspartei", "vernichtet", "mikrogramm", "belieb", "genoss", "risikogruppe", "sozialesystem", "batterien", "menschengemachte", "heimsch", "gemass", "kernenergi".
- Blue Cluster (AID speaking to AID):** Includes terms like "brand", "sozialist", "ideolog", "illegal", "abgelehnt", "kaum", "merkmal", "volk", "medi", "islam", "tut", "wolf", "terrorist", "einz", "zahlungs", "sed", "hierzuland", "antifa", "konservativ", "alternativ", "unzähl", "definition", "ausmass", "planwirtschaft", "einwander", "student", "endgut", "überwach", "falsch", "katastrophal", "dar", "fern", "sozialismus", "oppositionspartei", "vernichtet", "mikrogramm", "belieb", "genoss", "risikogruppe", "sozialesystem", "batterien", "menschengemachte", "heimsch", "gemass", "kernenergi".
- Orange Cluster (Other speaking to Other):** Includes terms like "patientinn", "tarifbindung", "unionsfraktion", "baustein", "koalitionspart", "mindestlohn", "potenzial", "kinderzuschlag", "netztz", "novell", "wohngeld", "opr", "auszubild", "flexibel", "stabiliser", "friedensprozess", "schleunig", "impuls", "rentnerinn", "arbeits", "hofstein", "schlegelw", "klimaschutzgesetz", "bespreis", "werkstatt", "unternehmenn", "sozialdemokratinn", "belarus", "angst", "transitant", "leberne", "gesundheitsdien", "nachbarschaft", "handelsplatz", "verbreitet", "blubb", "leidenschaft", "lobbying", "erfolgschichte", "metastechel", "beinhaltet", "kosten", "gemeindefreischuss", "handelsplatz", "lobyng", "leidenschaft", "sozialg", "konst", "handelsplatz", "verbreitet", "blubb", "leidenschaft", "lobbying", "erfolgschichte", "metastechel", "beinhaltet", "kosten", "gemeindefreischuss".

Terms used more frequently overall are ordered by Fightin' Words statistic (Monroe, et al. 2008).

regarding topics, preferences, or keywords, to name a few. Building on the semantically informed timestamps from a source modality, it is easy to look up information in any other domain that might be useful for analysis, promising to offer profound insights into the complex interplay of nonverbal and verbal communication driving politics.

Campaign videos are essential for parties and politicians to reach out to potential voters and differentiate themselves from their opponents. Research has identified key characteristics of political ads (e.g. Fowler et al. 2023; Villegas, Mokaram, and Aletras 2021; Tarr, Hwang, and Imai 2022), and has been using the insights to study for example voting behavior (e.g. Fridkin and Kenney 2011; Lau et al. 1999; Pattie et al. 2011). One crucial aspect of political video advertisement is the tone. In negative campaigning,

the tone is essential to setting either a positive or negative mood (Pattie et al. 2011). Although humans can quickly capture a video’s tone, annotating it is not a trivial task for a machine.

While current research mainly relies on single modalities (text, video, or audio) or combines the modalities without alignment, we make the case for cross-modal alignment. How can implicit alignment across modalities be used to infer the tone from political ads?

We address this task using the database of the Wesleyan Media Project (Fowler et al. 2023), which provides access to 1150 video advertisements from the 2020 US Presidential campaign. The database includes a set of manually annotated features based on the videos. We annotate positive and negative tones in English language videos for at least two minutes, leaving us with 1077 videos.

To inform the alignment, we systematically address each of the four principles.

Video data consists, in principle, of the two continuous modalities video and audio data. Humans use the verbal message as a key source to understand a video. We, therefore, automatically transcribe the text modality from the audio modality with *WhisperX* (Bain et al. 2023). To capture non-verbal communication, we further process the data. Applying *pyAudioAnalysis* (Giannakopoulos 2015), we extract 34 typical audio features for every 0.1 seconds with an overlap of 0.05 seconds. Similarly, we rely on *Py-Feat*⁶ to identify 170 facial features. If more than one face is visible on a single frame, we calculate the mean of the features across all faces for that frame. We only keep every 8th audio window and video frame to keep the resulting data manageable for our models.

As a next step, we decide to represent the data with embeddings. We use the pre-trained GloVe embeddings for the text (Pennington, Socher, and Manning 2014). The audio and video modality can already be considered as an embedding: each of the 34 features of the audio modality and each of the 170 features of the video modality constitutes an entry in the respective embedding vector at each time step.

The model’s ultimate task is to annotate the tone of the political ad. It will process each video as a whole—a clear case of global alignment.

⁶<https://py-feat.org/>

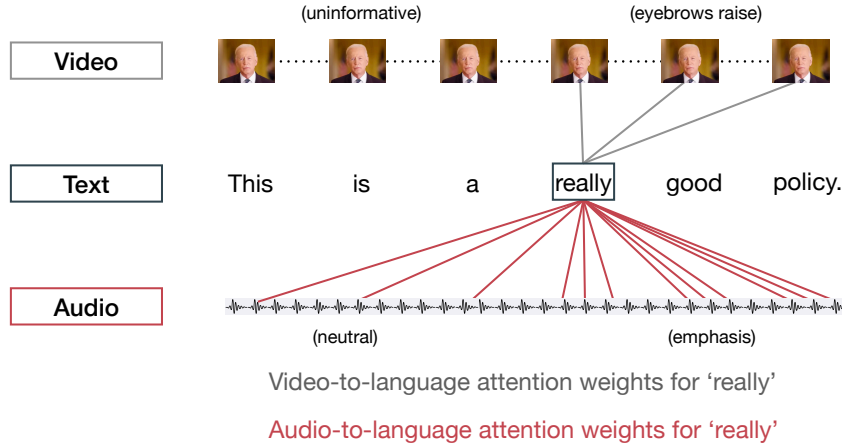


Figure 4: Implicit alignment strategy for multimodal data following Tsai et al. (2019).

Lastly, we want to showcase how to implicitly account for alignment when modeling multimodal data and choose a transformer architecture to do so (Vaswani et al. 2017). Transformers use a self-attention mechanism that mimics the human capability of reading a sequence in context, e.g., words in a sentence. This mechanism weighs the relevance of input elements of a sequence to solve a model’s task. As a result, the model learns to focus on more “important” parts when processing information. While self-attention on a single modality is a widely applied concept in text modalities, we will use transformers for cross-modal attention. Tasi et al. (2019) proposes an adapted transformer-based architecture that applies self-attention within and across all modalities.

Figure 4 illustrates the merits of the suggested implicit alignment approach. It enables the model to subtly focus on sequential relationships between modalities, implicitly connecting information from text, video, and audio modalities. For example, the self-attention mechanism associates the word *really* with relevant sequences in both vision and audio and vice-versa. The non-verbal communication of the audio and image modality helps disambiguate the words’ semantic meaning.

Building on Tsai et al. (2019), we first split our video data into a training, validation, and holdout test set. To study how implicit cross-modal alignment helps the analysis, we look at the performance when predicting tone in five different settings, i.e., each modality, non-aligned multimodal data, and implicitly aligned multimodal data. For each scenario, we look for the optimal combination of hyperparameters using a full grid search on a

defined range of hyperparameters (Arnold et al. forthcoming).⁷

Table 1 reports F1 Scores on out-of-sample testsets. Unimodal models incorporating audio (0.851) or video (0.856) seemingly do not contain all the information necessary to distinguish between negative and positive tones. To give an intuition, an accuracy score of 0.85 means that roughly one out of 7 classifications is going wrong. A model that uses text only (0.931) outperforms the other two modalities and is better than the multimodal approach without cross-modal attention (0.920). Again, to compare, at an accuracy of 0.93, a model is wrong in only one out of 14 cases. However, the cross-modal attention architecture (0.945) improves model performance by yet another bit, making more efficient use of the available data. From a user perspective, a corresponding accuracy score translates into one wrong prediction out of 20.

Table 1: Out-of-sample F1 scores of tone classification in unimodal and multimodal scenarios with and without cross-modal attention. Results are averaged over five random out-of-sample test datasets. The Appendix shows a complete list of results per seed in Table A3.

Multimodal F1 (SD)			Unimodal F1 (SD)		
Cross-modal Attention	No modal atten- tion	cross- Atten- tion	Text	Audio	Video
0.945 (0.012)	0.920 (0.019)		0.931 (0.006)	0.851 (0.000)	0.856 (0.002)

In sum, we use alignment in this application to tackle the heterogeneity of multimodal data. The transformer architecture allows the model to learn how to connect the relevant information to solve the task. The model uses the data more efficiently and can substantively improve tone prediction.

Conclusion

Political scientists often rely on one modality alone when working with multimodal data. The complexity of multimodal data, particularly its heterogeneity, connectedness, and interaction, may pose important challenges to data analysis. Unfortunately, such

⁷Please see Appendix for hyperparameter values (Table A2).

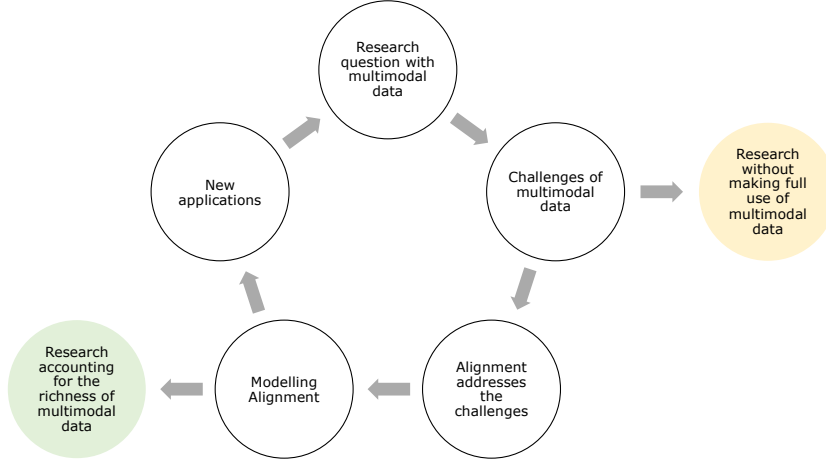


Figure 5: Alignment not only helps make full use of the richness of multimodal data. It also helps generate new research questions.

decisions potentially forfeit the richness of information that comes from other modalities. We argue that scholars willing to embrace the complexity of multimodal data will find alignment essential for unlocking its great potential.

Figure 5 summarises our core argument. The start of any project is typically a good research question based on multimodal data. However, the three core challenges to working with multimodal data inhibit fully using the possibilities of multimodal data analysis. Without recognizing the relevance of alignment, research projects are likely to miss out on parts of the information in the data and, hence, fall short. Alignment helps realize the potential of multimodal data since it annotates a layer of human understanding via the data or the model. This allows models to engage with the multimodal data more comprehensively. Depending on the research question, scholars can choose different ways of aligning the data. Various technical solutions to align multimodal data exist and will constantly improve. We suggest carefully considering four principles when addressing alignment: How is the semantic segmentation of the respective modalities? Will alignment be the explicit goal of the model, or is alignment implicitly part of a model with a completely different task? How is the information in the data represented? And will alignment occur at the local or global level? Accounting for alignment helps improve the analysis of multimodal data and allows for generating new applications, e.g., through cross-modal queries. These new applications naturally lead to further research questions,

and the research cycle can start anew. In sum, alignment is the key driver of multimodal data analysis and is likely to spurt a growth of applications. Without it, political science scholars will struggle to overcome its key challenges.

References

- Agarwal, Shruti et al. (2023). “Watch those words: Video falsification detection using word-conditioned facial motion”. In: *Proceedings of the IEEE/CVF Winter Conference on Applications of Computer Vision*, pp. 4710–4719.
- Akkus, Cem et al. (2023). “Multimodal Deep Learning”. In: *arXiv preprint arXiv:2301.04856*.
- Aldrich, John H., James E. Alt, and Arthur Lupia (Aug. 2008). “828 The Eitm Approach: Origins and Interpretations”. In.
- Anderson, Ashley A. and Heidi E. Huntington (2017). “Social Media, Science, and Attack Discourse: How Twitter Discussions of Climate Change Use Sarcasm and Incivility”. In: *Science Communication* 39.5, pp. 598–620.
- Andrew, Galen et al. (2013). “Deep canonical correlation analysis”. In: *International conference on machine learning*. PMLR, pp. 1247–1255.
- Arnold, Christian et al. (forthcoming). “The role of hyperparameters in machine learning models and how to tune them”. In: *Political Science Research and Methods*, pp. 1–8.
- Arzheimer, Kai (Apr. 2018). “Explaining Electoral Support for the Radical Right”. In.
- Ash, Elliott, Johann Krümmel, and Jonathan Slapin (forthcoming). “Gender and reactions to speeches in German parliamentary debates”. In: *American Journal of Political Science*.
- Atzpodien, Dana Siobhan (2022). “Party Competition in Migration Debates: The Influence of the AfD on Party Positions in German State Parliaments”. In: *German Politics* 31.3, pp. 381–398.
- Bäck, Hanna, Marc Debus, and Jorge M. Fernandes (Oct. 2021). *The Politics of Legislative Debates*. Oxford University Press.
- Bain, Max et al. (2023). *WhisperX: Time-Accurate Speech Transcription of Long-Form Audio*.
- Baltrušaitis, Tadas, Chaitanya Ahuja, and Louis-Philippe Morency (2018). “Multimodal machine learning: A survey and taxonomy”. In: *IEEE transactions on pattern analysis and machine intelligence* 41.2, pp. 423–443.

- Barua, Arnab, Mobyen Uddin Ahmed, and Shahina Begum (2023). “A Systematic Literature Review on Multimodal Machine Learning: Applications, Challenges, Gaps and Future Directions”. In: *IEEE Access*.
- Betz, Hans-Georg (1995). “Radical right-wing populism in Western Europe”. In.
- Boussalis, Constantine et al. (2021). “Gender, candidate emotional expression, and voter reactions during televised debates”. In: *American Political Science Review* 115.4, pp. 1242–1257.
- Bräuninger, Thomas and Tilko Swalve (2020). “Theory Building for Causal Inference: EITM Research Projects”. In: ed. by Luigi Curini and Robert Franzese, p. 121.
- Brown, Peter F et al. (1993). “The mathematics of statistical machine translation: Parameter estimation”. In: *Computational linguistics* 19.2, pp. 263–311.
- Carion, Nicolas et al. (2020). *End-to-End Object Detection with Transformers*.
- Cauzinille, Jules et al. (June 2022). “Annotation of expressive dimensions on a multimodal French corpus of political interviews”. In: *Proceedings of the LREC 2022 workshop on Natural Language Processing for Political Sciences*. Marseille, France: European Language Resources Association, pp. 91–97.
- Cirik, Volkan, Taylor Berg-Kirkpatrick, and Louis-Philippe Morency (2020). “Refer360: A Referring Expression Recognition Dataset in 360 Images”. In: *Proceedings of the 58th Annual Meeting of the Association for Computational Linguistics*, pp. 7189–7202.
- Denny, Matthew and Arthur Spirling (2018). “Text Preprocessing for Unsupervised Learning: Why It Matters, When It Misleads, and What to Do About It”. In: *Political Analysis* 26.2, pp. 168–189.
- Dietrich, Bryce, Ryan Enos, and Maya Sen (2019). “Emotional arousal predicts voting on the US supreme court”. In: *Political Analysis* 27.2, pp. 237–243.
- Dietrich, Bryce, Matthew Hayes, and Diana O’Brien (2019). “Pitch perfect: Vocal pitch and the emotional intensity of congressional speech”. In: *American Political Science Review* 113.4, pp. 941–962.
- Dietrich, Bryce and Hyein Ko (2022). “Finding Fauci”. In: *Computational Communication Research* 4.1.

- Egami, Naoki et al. (2022). “How to make causal inferences using texts”. In: *Science Advances* 8.42, eabg2652.
- Fowler, Erika Franklin et al. (2023). *2020 Presidential Political TV Advertising*. dataset. Version 1.0. Middletown, CT: The Wesleyan Media Project, Wesleyan University.
- Fridkin, Kim L and Patrick Kenney (2011). “Variability in citizens’ reactions to different types of negative campaigns”. In: *American Journal of Political Science* 55.2, pp. 307–325.
- Frome, Andrea et al. (2013). “Devise: A deep visual-semantic embedding model”. In: *Advances in neural information processing systems* 26.
- Gebru, Israel D et al. (2017). “Audio-visual speaker diarization based on spatiotemporal bayesian fusion”. In: *IEEE transactions on pattern analysis and machine intelligence* 40.5, pp. 1086–1099.
- Giannakopoulos, Theodoros (2015). “pyAudioAnalysis: An Open-Source Python Library for Audio Signal Analysis”. In: *PloS one* 10.12.
- Gongane, V.U., M.V. Munot, and A.D. Anuse (2024). “A survey of explainable AI techniques for detection of fake news and hate speech on social media platforms”. In: *Journal of Computational Social Science*.
- Haubold, Alexander and John R Kender (2007). “Alignment of speech to highly imperfect text transcriptions”. In: *2007 IEEE International Conference on Multimedia and Expo*. IEEE, pp. 224–227.
- Hempel, Thorsten, Ahmed A. Abdelrahman, and Ayoub Al-Hamadi (Oct. 2022). “6d Rotation Representation For Unconstrained Head Pose Estimation”. In: *2022 IEEE International Conference on Image Processing (ICIP)*. IEEE.
- Hessel, Jack and Lillian Lee (2020). “Does my multimodal model learn cross-modal interactions? it’s harder to tell than you might think!” In: *arXiv preprint arXiv:2010.06572*.
- Hu, Ronghang et al. (2016). “Natural language object retrieval”. In: *Proceedings of the IEEE conference on computer vision and pattern recognition*, pp. 4555–4564.

- Ivarsflaten, Elisabeth (2008). “What Unites Right-Wing Populists in Western Europe?: Re-Examining Grievance Mobilization Models in Seven Successful Cases”. In: *Comparative Political Studies* 41.1, pp. 3–23.
- Karpathy, Andrej and Li Fei-Fei (2015). “Deep visual-semantic alignments for generating image descriptions”. In: *Proceedings of the IEEE conference on computer vision and pattern recognition*, pp. 3128–3137.
- Karpathy, Andrej, Armand Joulin, and Li F Fei-Fei (2014). “Deep fragment embeddings for bidirectional image sentence mapping”. In: *Advances in neural information processing systems* 27.
- King, Gary (1998). *Unifying political methodology: The likelihood theory of statistical inference*. University of Michigan Press.
- Knox, Dean and Christopher Lucas (2021). “A Dynamic Model of Speech for the Social Sciences”. In: *American Political Science Review* 115.2, pp. 649–666.
- Kong, Chen et al. (2014). “What are you talking about? text-to-image coreference”. In: *Proceedings of the IEEE conference on computer vision and pattern recognition*, pp. 3558–3565.
- Kortmann, Matthias and Christian Stecker (2019). “Party competition and immigration and integration policies: a comparative analysis”. English. In: *Comparative European Politics : CEP* 17.1, pp. 72–91.
- Kottur, Satwik et al. (2018). “Visual coreference resolution in visual dialog using neural module networks”. In: *Proceedings of the European conference on computer vision (ECCV)*, pp. 153–169.
- Kruskal, Joseph B (1983). “An overview of sequence comparison: Time warps, string edits, and macromolecules”. In: *SIAM review* 25.2, pp. 201–237.
- Lau, Richard R. et al. (1999). “The Effects of Negative Political Advertisements: A Meta-Analytic Assessment”. In: *The American Political Science Review* 93.4, pp. 851–875.
- Laver, Michael, Kenneth Benoit, and John Garry (2003). “Extracting policy positions from political texts using words as data”. In: *American political science review* 97.2, pp. 311–331.

- Leicht, Caroline V (2023). “Nightly News or Nightly Jokes? News Parody as a Form of Political Communication: A Review of the Literature”. In: *Political Studies Review* 21.2, pp. 390–399.
- Liang, Paul Pu, Yiwei Lyu, et al. (2023). “MultiViz: Towards Visualizing and Understanding Multimodal Models”. In: *The Eleventh International Conference on Learning Representations*.
- Liang, Paul Pu, Peter Wu, et al. (2021). “Cross-Modal Generalization: Learning in Low Resource Modalities via Meta-Alignment”. In: *Proceedings of the 29th ACM International Conference on Multimedia*. MM ’21. Virtual Event, China: Association for Computing Machinery, pp. 2680–2689.
- Liang, Paul Pu, Amir Zadeh, and Louis-Philippe Morency (2023). “Foundations and recent trends in multimodal machine learning: Principles, challenges, and open questions”. In: *arXiv preprint arXiv:2209.03430*.
- Licht, Hauke (2023). “Cross-Lingual Classification of Political Texts Using Multilingual Sentence Embeddings”. In: *Political Analysis* 31.3, pp. 366–379.
- Linder, Fridolin et al. (2020). “Text as policy: Measuring policy similarity through bill text reuse”. In: *Policy Studies Journal* 48.2, pp. 546–574.
- Lowe, Will (2016). “Scaling things we can count”. In: *Unpublished. Princeton University*. Available at: <http://dl.conjugateprior.org/preprints/scaling-things-we-can-count.pdf>.
- Lu, Jiasen et al. (2019). “Vilbert: Pretraining task-agnostic visiolinguistic representations for vision-and-language tasks”. In: *Advances in neural information processing systems* 32.
- Lupu, Noam, Lucía Selios, and Zach Warner (2017). “A new measure of congruence: The earth mover’s distance”. In: *Political Analysis* 25.1, pp. 95–113.
- McFee, Brian et al. (2015). “librosa: Audio and music signal analysis in python”. In: *Proceedings of the 14th python in science conference*, pp. 18–25.
- Mikolov, Tomas et al. (2013). “Efficient Estimation of Word Representations in Vector Space”. In: *International Conference on Learning Representations*.

- Monroe, Burt, Michael Colaresi, and Kevin Quinn (2008). “Fightin’ Words: Lexical Feature Selection and Evaluation for Identifying the Content of Political Conflict”. In: *Political Analysis* 16.4, pp. 372–403.
- Mudde, Cas (2007). *Populist Radical Right Parties in Europe*. Cambridge University Press.
- Parcalabescu, Letitia et al. (2022). “Valse: A Task-Independent Benchmark for Vision and Language Models Centered on Linguistic Phenomena”. In: *Proceedings of the 60th Annual Meeting of the Association for Computational Linguistics*. Association for Computational Linguistics.
- Pattie, Charles et al. (2011). “Raising the tone? The impact of ‘positive’ and ‘negative’ campaigning on voting in the 2007 Scottish Parliament election”. In: *Electoral Studies* 30.2. Special Symposium: Electoral Forecasting Symposium, pp. 333–343.
- Peng, Yilang, Irina Lock, and Albert Ali Salah (2024). “Automated visual analysis for the study of social media effects: Opportunities, approaches, and challenges”. In: *Communication Methods and Measures* 18.2, pp. 163–185.
- Pennington, Jeffrey, Richard Socher, and Christopher D Manning (2014). “Glove: Global vectors for word representation”. In: *Proceedings of the 2014 conference on empirical methods in natural language processing*, pp. 1532–1543.
- Pramanick, Shraman, Aniket Roy, and Vishal M Patel (2022). “Multimodal learning using optimal transport for sarcasm and humor detection”. In: *Proceedings of the IEEE/CVF Winter Conference on Applications of Computer Vision*, pp. 3930–3940.
- Proksch, Sven-Oliver and Jonathan Slapin (2015). *The politics of parliamentary debate*. Cambridge University Press.
- Rask, Mathias (2023). “Automated Annotation of Political Speech Recordings”. In: *3rd International COMPTExT Conference*.
- Rittmann, Oliver (forthcoming). “Legislators’ Emotional Engagement with Women’s Issues: Gendered Patterns of Vocal Pitch in the German Bundestag”. In: *British Journal of Political Science*.

- Rittmann, Oliver, Tobias Ringwald, and Dominic Nyhuis (2020). “Pay attention to this! Explaining emphasis in legislative speech using automated video analysis in the US House of Representatives”. In.
- Roberts, Margaret E et al. (2014). “Structural topic models for open-ended survey responses”. In: *American Journal of Political Science* 58.4, pp. 1064–1082.
- Rodman, Emma (2020). “A Timely Intervention: Tracking the Changing Meanings of Political Concepts with Word Vectors”. In: *Political Analysis* 28.1, pp. 87–111.
- Rodriguez, P et al. (2023). “Multilanguage word embeddings for social scientists: estimation, inference and validation resources for 157 languages”. In: *Working paper*.
- Rodriguez, Pedro, Arthur Spirling, and Brandon Stewart (2023). “Embedding Regression: Models for Context-Specific Description and Inference”. In: *American Political Science Review* 117.4, pp. 1255–1274.
- Shariat, Shahriar and Vladimir Pavlovic (2011). “Isotonic CCA for sequence alignment and activity recognition”. In: *2011 International Conference on Computer Vision*. IEEE, pp. 2572–2578.
- Slapin, Jonathan and Sven-Oliver Proksch (2008). “A scaling model for estimating time-series party positions from texts”. In: *American Journal of Political Science* 52.3, pp. 705–722.
- Socher, Richard et al. (2013). “Zero-shot learning through cross-modal transfer”. In: *Advances in neural information processing systems* 26.
- Tapaswi, Makarand, Martin Bäumel, and Rainer Stiefelhagen (2015). “Aligning plot synopses to videos for story-based retrieval”. In: *International Journal of Multimedia Information Retrieval* 4, pp. 3–16.
- Tarr, Alexander, June Hwang, and Kosuke Imai (2022). “Automated coding of political campaign advertisement videos: An empirical validation study”. In: *Political Analysis*, pp. 1–21.
- Torres, Michelle (2024). “A Framework for the Unsupervised and Semi-Supervised Analysis of Visual Frames”. In: *Political Analysis* 32.2, pp. 199–220.

- Trigeorgis, George et al. (2017). “Deep canonical time warping for simultaneous alignment and representation learning of sequences”. In: *IEEE transactions on pattern analysis and machine intelligence* 40.5, pp. 1128–1138.
- Tsai, Yao-Hung Hubert et al. (July 2019). “Multimodal Transformer for Unaligned Multimodal Language Sequences”. In: *Proceedings of the 57th Annual Meeting of the Association for Computational Linguistics*. Florence, Italy: Association for Computational Linguistics, pp. 6558–6569.
- Vaswani, Ashish et al. (2017). *Attention Is All You Need*.
- Villegas, Danae Sánchez, Saeid Mokaram, and Nikolaos Aletras (2021). “Analyzing Online Political Advertisements”. In: *Findings*.
- Wang, Weiran et al. (2015). “On deep multi-view representation learning”. In: *International conference on machine learning*. PMLR, pp. 1083–1092.
- Wang, Xingbo et al. (2021). “M2Lens: visualizing and explaining multimodal models for sentiment analysis”. In: *IEEE Transactions on Visualization and Computer Graphics* 28.1, pp. 802–812.
- Weston, Jason, Samy Bengio, and Nicolas Usunier (2011). “Wsabie: Scaling up to large vocabulary image annotation”. In: *Twenty-Second International Joint Conference on Artificial Intelligence*. Citeseer.
- Xiong, Caiming, Stephen Merity, and Richard Socher (2016). “Dynamic memory networks for visual and textual question answering”. In: *International conference on machine learning*. PMLR, pp. 2397–2406.
- Zhu, Yukun et al. (2015). “Aligning books and movies: Towards story-like visual explanations by watching movies and reading books”. In: *Proceedings of the IEEE international conference on computer vision*, pp. 19–27.

Alignment Helps Make the Most of Multimodal Data

Appendix

Table of Contents

- A. Application: Aligning Heterogeneous Data to Improve the Prediction of Tone in Campaign Videos (30)
 - A.1. Hyperparameter Tuning Grid (30)
 - A.2. Results of Implicit Alignment (31)
- B. Application: Alignment for Cross-Modal Queries in Parliamentary Speeches (32)
 - B.1. Regression Results (32)

A. Application: Aligning Heterogeneous Data to Improve the Prediction of Tone in Campaign Videos

A.1. Hyperparameter Tuning Grid

Table 2: Hyperparameter ranges for unimodal and multimodal model training.

Hyperparameter	Values
Number of Epochs	{20, 30}
Number of Attention Heads	{5, 10}
Number of Kernels (Language)	{1, 3, 5}
Number of Kernels (Vision)	{1, 3, 5}
Number of Kernels (Audio)	{1, 3, 5}
Dropout (Attention)	{0.1, 0.3}
Clip	{0.8, 1}

A.2. Results of Implicit Alignment

Table 3: Detailed F1 scores of tone classification per seed in unimodal and multimodal scenarios.

Seed	Mulitmodal F1			Unimodal F1		
	Cross-modal Attention	No modal atten- tion	cross- Atten- tion	Text	Audio	Video
20230701	0.955	0.940		0.932	0.849	0.853
20230702	0.934	0.908		0.934	0.849	0.855
20230703	0.934	0.905		0.923	0.847	0.857
20230704	0.965	0.936		0.946	0.862	0.877
20230705	0.935	0.911		0.917	0.850	0.836

B. Application: Alignment for Cross-Modal Queries in Parliamentary Speeches

B.1. Regression Results

	Fixed Effects GLM
Looks at AfD	0.00 (0.02)
Party: CDU/CSU (Conservatives) x Looks at AfD	0.03 (0.04)
Party: Left (Socialists) x Looks at AfD	0.14 (0.05)
Party: FDP (Liberals) x Looks at AfD	0.05 (0.04)
Party: Greens x Looks at AfD	0.15 (0.05)
Party: SPD (Social Democrats) x Looks at AfD	0.14 (0.04)
Num. obs.	6723156
Num. groups: MP ID	695
Deviance	6721773.29
Log Likelihood	−9539054.69
Pseudo R ²	−0.00

Table 4: Regression model based on 6’723’156 words in all plenary debates of the 19th legislative period of the German Bundestag. Fixed effects on the ID of an MP.