

FEDRANDOM: Sampling Consistent and Accurate Contribution Values in Federated Learning.

Arno Geimer¹, Beltran Fiz Pontiveros¹, Radu State¹

¹SnT, University of Luxembourg
name.surname@uni.lu

Abstract

Federated learning (FL) is a collaborative and privacy-preserving Machine Learning paradigm, allowing the development of robust models without the need to centralise sensitive data. A critical challenge in FL lies in fairly and accurately allocating contributions from diverse participants. Inaccurate allocation can undermine trust, lead to unfair compensation, and thus participants may lack the incentive to join or actively contribute to the federation.

Various remuneration strategies have been proposed to date, including auction-based approaches and Shapley-value based methods, the latter offering a means to quantify the contribution of each participant. However, little to no work has studied the stability of these contribution evaluation methods.

In this paper, we focus on calculating contributions using gradient-based model reconstruction techniques with Shapley values. We first show that baseline Shapley values do not accurately reflect clients' contributions, leading to unstable reward allocations amongst participants in a cross-silo federation. We then introduce FEDRANDOM, a new method that mitigates these shortcomings with additional data samplings, and show its efficacy at increasing the stability of contribution evaluation in federated learning.

Introduction

Federated Learning (FL), a collaborative method of training Machine Learning models without the involved entities having to share their datasets, has gained a lot of traction in recent years as a prevalent form of collaborative learning (Kairouz et al. 2019). Preservation of privacy has become necessary with the introduction of regulations such as the GDPR.

It has seen adoption in a vast array of domains, ranging from financial corporations and medical institutions to IoT devices, with major industry players such as Nvidia offering in-house platforms and solutions (Roth et al. 2022). An important aspect of a federation is the strategy, defining the approach in which the central server computes model updates. Since the inception of Federated Learning, numerous strategies have been introduced to manage specific problems, such as poor performance on heterogeneous datasets (Ye et al.

2023), attacks by malicious clients (Li et al. 2020), and the convergence speed of the global model (Reddi et al. 2021).

In addition to the performance of the model, the evaluation and fair distribution of rewards to the participants of a federation is of the utmost importance, particularly in a commercial settings where financial incentives might be needed for client participation (Zeng et al. 2021). Each participant would expect to be fairly compensated for their participation, irrespective of the underlying aggregation strategy used.

In this work, we provide the following contributions:

1. We showcase an inherent instability of Shapley-based contribution evaluation methods across popular aggregation strategies, and analyse this instability in a cross-silo federation.
2. We introduce FEDRANDOM, a technique for boosting sample set size, and demonstrate that generating contribution samples with FEDRANDOM significantly surpasses baseline strategy sampling in contribution evaluation methods.

Background

Federated Learning

A basic Federated Learning architecture consists of a group of participants, or clients, who each own a private local dataset, along with a central server or aggregator. Before training starts, they agree upon a model architecture and hyperparameters such as learning rates, the aggregation strategy and local epoch numbers.

Subsequently, the central server starts the federation by initializing and distributing the first global model. At the onset of each round, the aggregator selects a subset of clients and transmits them the current global model. After receiving the current global model, users train on their respective data for e epochs and upload their new model to the server. The number of local epochs, e , has a serious impact on the federation (McMahan et al. 2017): A low value requires more rounds of communication until convergence is achieved, which can prove problematic when participants are low-resource IoT devices. However, choosing a value which is too high negatively impacts the performance of the final model, leading to the need of finding a balance between performance and communication overhead.

After receiving all chosen clients’ models, the server uses the agreed-upon strategy as an aggregation function to compute the new global model. A detailed scheme of a round of Federated Learning can be found as part of Algorithm 1. Repeating this process until a satisfactory performance has been reached allows the collaborating entities to gain a model incorporating knowledge of all clients, which has been shown to outperform locally trained models (McMahan et al. 2017).

Due to the variety of applications in Federated Learning, two primary setups have emerged. In a **cross-device** federation, a large number of distributed clients, usually with small volumes of data, collaborate to construct a robust model. On the other hand, **cross-silo** setups involve few participants with large amounts of data working together to create a global model that incorporates the specific knowledge of each entity. In an environment comprised of profit-driven entities, correctly assessing contributions is of utmost importance, as participants may invest money in infrastructure and compliance in hopes of receiving their equitable part of the payout. We focus on cross-silo federations, as they are a more appropriate use case for contribution calculations.

Aggregation strategies

In Federated Learning, different aggregation strategies may be employed based on the specific circumstances and objectives of the participants. We employ a collection of 8 different aggregation strategies, which have all been widely adopted across their respective application domains:

- FEDAVG (McMahan et al. 2017) is the baseline Federated Learning aggregation technique.
- Federated Averaging with Momentum (Hsu, Qi, and Brown 2019) improves the poor performance of FEDAVG on heterogeneous data by adding momentum when updating model weights.
- FEDADAGRAD, FEDADAM, FEDYOGI, all three proposed in (Reddi et al. 2021), employ advanced gradient-based optimization methods to improve the convergence speed of the federation. With clients’ weight updates considered a pseudo-gradient, they use ADAGRAD, ADAM and YOGI respectively.
- To reduce potentially adversarial updates, FEDMEDIAN, FEDTRIMMEDAVG (Yin et al. 2021) update the global model as the median and trimmed mean of client updates, as opposed to a weighted average in FEDAVG. In adversarial settings, this has been shown to guarantee substantial improvements over the baseline.
- Finally, **Krum** (Blanchard et al. 2017), similarly to the two previous methods, is a modified aggregation to counter adversarial clients. It excludes client updates by excluding those which are overall too far away from the other clients.

We emphasize that each strategy employed achieves satisfactory convergence (Figure 2), justifying their inclusion in our experimental analysis. Also, while aggregation strategies which do not have the same objective function as FEDAVG have been proposed (Li et al. 2019), we do not include any of them in our analysis. All proposed strategies share the global objective function

$$f(w) = \frac{1}{K} \sum_{k=1}^K F_k(w).$$

While our investigation includes aggregation strategies aimed at enhancing defenses against model attacks, we do not include adversarial participants. The performance metrics of the strategies, whether related to model accuracy or defense against attacks, are not the primary focus of this paper.

Shapley values

In game theory, an n-person cooperative game is a game in which subsets of players, called coalitions, can cooperate in order to obtain a utility v (Parrachino, Dinar, and Patrone 2006), which they may distribute amongst themselves. To ascertain the exact contribution of each player in the coalition to v , Shapley values (Shapley 1951) can be used. Specifically, let S be a coalition of players, then the contribution ϕ of player $i \in S$ to v can be determined as

$$\phi_i(v) = \sum_{S \subseteq N \setminus i} \frac{|S|!(n - |S| - 1)!}{n!} [v(S \cup i) - v(S)] \quad (1)$$

Shapley values have a range of desirable qualities, among which the property that players who bring no value to a coalition have Shapley value zero. Additionally, players who bring the same value receive the same contribution values as well. In fact, it has been shown (Jia et al. 2019) that the Shapley value is the only contribution measure satisfying these properties. This is particularly important in a FL setting, where adversarial parties might try to unfairly increase their perceived contribution by joining the federation as multiple participants, or by artificially inflating their data.

Related Work

Several approaches have been devised for the evaluation of participants’ contribution during training in Federated Learning. We give a brief overview of the most common approaches, which are either based on numeric computations or on self-disclosed information and estimations by the central server.

Self-reported The most direct approach seen in previous work is to have the participants perform their own reporting, providing information regarding their local model training process (Sarıkaya and Ercetin 2019; Zhang et al. 2020). The information provided may encompass aspects such as the quality and quantity of data provided by the participant; costs associated with data collection, processing and communication in the federation. A limitation of these approaches is the assumption of honesty and the ability of clients to evaluate their own conditions.

Influence Another approach for quantifying the contribution of participants are influence-based methods. These apply a systematic method for quantifying the impact of individual data points on the global model (Koh and Liang 2017). Influence can be computed by assessing the disparity in models when trained with, as well as without the specific data points. This approach was used by (Richardson, Filos-Ratsikas, and Faltings 2019) to provide incentives for clients to provide high-quality data during the training process. Although the influence metric offers detailed insights, its computation can be challenging due to the expensive nature of re-training models.

Auctions In diverse areas of Federated Learning, auctions serve as a fundamental economic mechanism to allocate resources such as training data and computational power, setting prices through bidding (Tu et al. 2021). While contribution estimation is an important aspect, other key concepts in auction theory include valuation, utility, and social welfare, with the ultimate goal being to enhance the efficiency and effectiveness of resource allocation in FL environments.

Shapley values Used in game theory to evaluate the contribution of players to a common task, Shapley values are the most common approach to numerically assess individual clients’ contribution to the shared model in FL.

Shapley values in Federated Learning

Although it has been proposed to calculate Shapley values in FL by evaluating the performance of fully-trained federated models on subsets of participants (Wang, Dang, and Zhou 2019), a more common approach, called One-Round Reconstruction, is to use gradient-based model reconstruction (Song, Tong, and Wei 2019) which assesses contributions at each federation round, possibly using Monte Carlo methods (Wang et al. 2020) to speed up computation. We will use this method to calculate per-round contributions of all clients, with final contribution values derived from the sum of each client’s Shapley values. A detailed calculation can be found in Algorithm 1. One-Round Reconstruction is of particular interest in continuous learning tasks, where payouts may occur periodically instead of just once.

To note that the computation of ω_S depends on the chosen aggregation technique and may not be a simple average as shown above. We will call contribution of client k the sum of their per-round Shapley values ϕ_k , normalized with respect to the vector of total contributions. A participant’s total contribution is represented on a percentage-scale, allowing for better comparisons between runs: even though numerical values of Shapley values may vary, proportions stay comparable.

Although the literature extensively discusses various evaluation methods and their respective advantages and disadvantages from complexity and communication standpoints, to our knowledge, no prior research has specifically addressed the stability of contributions.

Motivation: Aggregation strategy instability

Robustness, fairness and generalization as parts of trustworthiness have become an important aspect of Artificial Intel-

Algorithm 1: One-round reconstruction of Shapley values with FEDAVG and K clients; ϕ_k , n_k are the Shapley value and dataset size of client k . C is the set of all clients.

```

Server executes:
for each round  $t = 1, 2, \dots$  do
  for each client  $k \in C$  do
     $\phi_k^t = \sum_{S \subseteq C \setminus k} \frac{|S|!(K-|S|-1)!}{K!} F_k^S$ 
    where  $F_k^S = [F_k(\omega_{S \cup k}) - F_k(\omega_S)]$ 
    with  $\omega_S = \sum_{i \in S} \frac{n_i}{n_S} \omega_i^t$ 
    and  $n_S = \sum_{i \in S} n_i$ 
  end
end
for each client  $k \in C$  do
   $\phi_k = \sum_t \phi_k^t$ 
end

```

ligence (Li et al. 2022a). This is no different in Federated Learning scenarios, where fairness of the global model and trust between participants are crucial to the operation of the federation. However, although global models based on different aggregation strategies converge to similar accuracies over time, there is no guarantee that Shapley values share the same properties.

Indeed, our experiments show that there are severe discrepancies in contribution allocation between strategies. Clients may receive rewards which differ greatly depending on the chosen aggregation strategy. Figure 1 contains histograms showing the difference in per-client contribution between pairs of strategies which share the same objective. We observe that all pairings contain situations where a client receives 10% less of the total reward depending on aggregation strategy, with some configurations showing discrepancies of up to 30%. Naturally, the average difference is zero: One client’s loss is another client’s gain.

Implications

With high instability, as shown above, trust in the contribution calculation and consequently in the federation should not be expected. Naturally, in a profit-oriented environment, this fact will lead to distrust and undermine the collaborative environment. A participant whose contribution turns out to be less than expected can now argue that the chosen strategy disadvantages them and leave. This hurts the overall federation, as the specific participant might have possessed particularly valuable data from which the global model, and thus everybody involved, might profit.

Hence, we argue that contribution evaluation using Shapley values in Federated Learning lacks robustness, generalizability and fairness. By shedding light on this instability of contribution evaluation between some of the most popular strategies and how this can be mitigated, we hope to provide a foundation for future aggregation strategies to self-evaluate not only their performance under traditional metrics, but also the contribution evaluation stability.

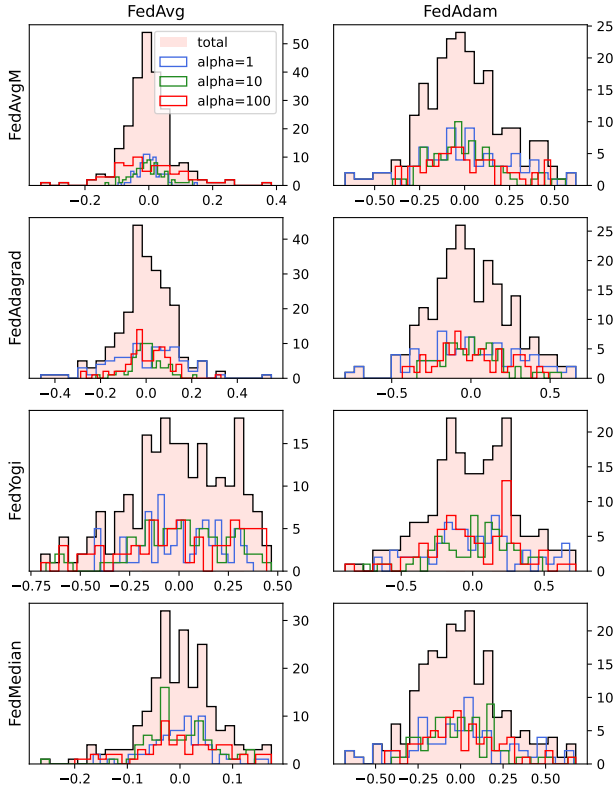


Figure 1: Histograms show the per-client contribution percentage differences between pairs of strategies on CIFAR-10. A value of 0.1 represents a client receiving 10% more of the total reward when using the column-specific strategy. Orange lines are average differences, red lines show the standard deviation, grey lines denote the maximum and minimum difference.

Methodology

Now that the motivation behind our work has been established, we present the proposed methodology to mitigate the contribution evaluation instability.

Following the introduction of contribution instability, we present two new methods to deal with the problem, and discuss the setup of our experiments.

Basic sampling

Since Shapley values are a purely computational means of estimating contributions, every aggregation strategy’s results are valid. However, due to the previously showcased high variation in-between strategies, there is no clear argument for an overall baseline contribution calculation method. The central server deciding on a method will lead to the least rewarded client criticizing the fairness of the method.

A common way of calculating the the expected value of a set of independent noisy data is to use the average of the data. This principle of using the sample mean as an estimator of a representative quantity is the foundation of Federated Learning, which uses an aggregation of model updates as

the estimator of a global model.

Although contributions are not random events, when applied to the previous setting, the true contribution of a client can be considered to be the mean of its contributions when using different strategies. We call this value the mean strategy method, or MSM. Given that the mean of contribution percentages sums up to one and is thus a percentage representation of contributions itself, assessing contributions this way reduces friction between clients, since a number of valid contributions are used equally to determine final reward payments.

However, although MSM is a straightforward way of dealing with the instability problem, the method has a substantial shortcoming, in that it requires the implementation and execution of different aggregation techniques, which leads to significant preparatory efforts. As each generated sample is based on a new aggregation technique, it is not scalable. Proposing a statistically valid true contribution is almost impossible as, even when ignoring implementation overhead, there is only a limited supply of different aggregation strategies in Federated Learning. We will however include MSM using the aforementioned aggregation methods in our experimental discussion, as it would be the standard technique of extracting information out of scattered samples.

FEDRANDOM

Extending the idea of sampling multiple contribution measures, we introduce FEDRANDOM to generate a multitude of aggregation techniques by using a randomized process. Based on already-established aggregation techniques, it is able to simulate more extensive sample sets.

More specifically, we use the set of previously defined strategies $S = (\text{FEDAVG}, \text{FEDAVGM}, \text{FEDADAGRAD}, \text{FEDADAM}, \text{FEDYOGI})$. While the overall process mirrors a basic federation with FEDAVG, during the aggregation step, FEDRANDOM uniformly samples one of the aggregation techniques of S and uses it as the server-side aggregation function. The federation continues as usual: The server distributes the newly aggregated model to the clients who train it on their local data and send updates to the server. Any strategy-specific hyperparameters related to the chosen aggregation strategies, such as momentum, are determined each round with minimal computational load.

Due to its randomness, FEDRANDOM allows for the simulation of a vast amount of strategies, producing exponentially more contribution values than MSM, all the while it is implemented as a single aggregation technique. Whereas the amount of strategies used in determining a mean contribution percentage with MSM is limited, FEDRANDOM sampling is almost boundless. Indeed, it enables the simulation of up to r^s different Federated Learning processes, where r is the number of communication rounds and $s = |S|$. We will show that using contribution means with data produced using FEDRANDOM addresses the observed instability of individual aggregation strategies in contribution calculation. It will enable superior estimation and more consistent contribution estimation when compared to MSM.

Experimental Setup

An anonymized open-source repository containing all code used in our experiments is available at <https://anonymous.4open.science/r/FedRandom-3062/>.

Training data The experiments include image classification on CIFAR-10 and CIFAR-100 (Krizhevsky, Hinton et al. 2009), MNIST (Deng 2012) and Fashion-MNIST (Xiao 2017), four of the most common tasks in Federated Learning literature. Following (Li et al. 2022b), we use a

Dataset	Clients	Train examples	Train rounds
CIFAR-10	3	50,000	300
CIFAR-100	3	50,000	500
MNIST	5	60,000	60
FMNIST	5	60,000	80

Table 1: Dataset statistics.

distribution-based label imbalance split with Dirichlet concentration parameter α . Our experiments include heavily non-IID ($\alpha = 1$), slightly non-IID ($\alpha = 10$) and almost uniform ($\alpha = 100$) data distributions for all datasets.

Model and training pipeline As we do not focus on the effect of the model itself on contribution differences, we study a simple convolutional neural network on all tasks, without hyperparameter finetuning. The CNN consists of two 5x5 convolution layers, 2 dense layers with ReLU activation and 16x5x5x120 and 120x84 units respectively, and a dense layer with 84x10 units. Image preprocessing for CIFAR-10 and CIFAR-100 comprises random cropping, horizontal flipping and randomly changing the brightness, contrast, saturation and hue. These models are standard in Federated Learning literature, and we are satisfied with their performance.

Technical specifications Models use Pytorch 1.13.1 (Paszke et al. 2019) with Flower 1.6 (Beutel et al. 2020) as the Federated Learning framework. All training is executed on Nvidia Tesla V100 16 GB VRAM GPUs.

We include 9 seeds per value of α in our experiments and a FEDRANDOM sample size of 30. Using three different epoch values $e = (2, 5, 10)$, our results include 324 different federation scenarios with a total of more than 12,000 full Federated Learning runs. Having detailed the experimental setup, we investigate the results of our experiments in the next section. After demonstrating its validity as an aggregation strategy, we will show that simulating extensive samples with FEDRANDOM outperforms MSM both by reducing contribution variance between runs as well as by resulting in more accurate contribution estimations.

Results

This section includes a brief analysis of the convergence of FEDRANDOM as well as an extensive study of the validity of examples generated using MSM and FEDRANDOM, with the goal of demonstrating the superior quality of using FEDRANDOM to sample contributions.

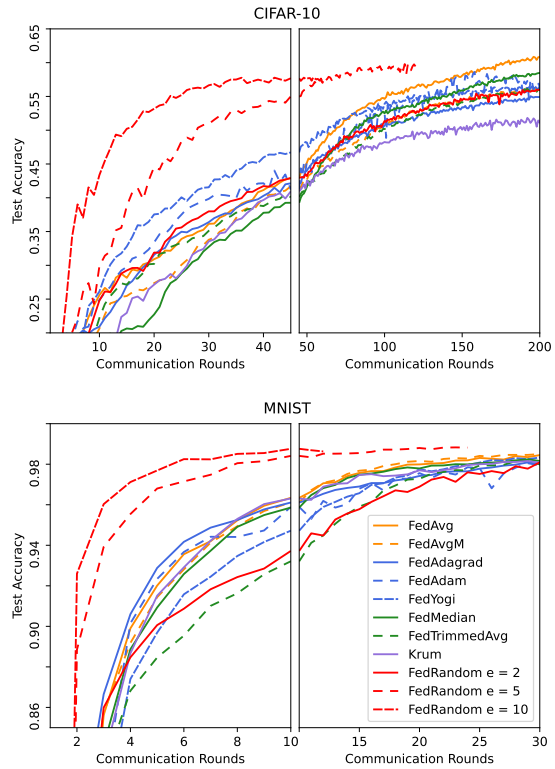


Figure 2: Test set accuracy on CIFAR-10 and MNIST with 2 local epochs. FEDRANDOM converges with a rate between that of baseline aggregation strategies on CIFAR-10 and MNIST. The convergence speed of FEDRANDOM $e = (5, 10)$ is included to visualize general convergence.

FEDRANDOM as an aggregation technique

Since all aggregation strategies which make up FEDRANDOM share the same objective function, it can be considered as a version of FEDAVG with momentum or an adaptive learning rate applied at random rounds. Figure 2 showcases the convergence speed of FEDRANDOM compared to baseline strategies.

Thus, FEDRANDOM is a valid aggregation strategy, although we do not go into further detail regarding performance analysis since performance is not particularly better than that of any already-established strategy. Rather, as mentioned before, the main purpose is to simulate more distinct federations, with the aim of gathering more extensive contribution results.

FEDRANDOM in contribution evaluation

In contrast to the instability observed earlier, a generalized and stable contribution evaluation is desirable in Federated Learning. We employ FEDRANDOM as a sample augmentation technique to address the shortcomings of MSM.

To assess the performance of both methods, we compare their effectiveness in reducing both variance, i.e. deviation between samples, as well as bias, the closeness to the ground truth.

		CIFAR-10			CIFAR-100			MNIST			FMNIST		
$e \backslash \alpha$		1	10	100	1	10	100	1	10	100	1	10	100
MSM	2	0.031	0.047	0.048	0.044	0.035	0.043	0.049	0.073	0.076	0.037	0.062	0.069
FR		0.002	0.002	0.003	0.001	0.001	0.002	0.011	0.014	0.014	0.007	0.014	0.016
MSM	5	0.042	0.047	0.054	0.04	0.053	0.051	0.066	0.074	0.08	0.046	0.071	0.072
FR		0.003	0.003	0.006	0.001	0.001	0.002	0.014	0.016	0.016	0.01	0.015	0.017
MSM	10	0.036	0.047	0.049	0.033	0.043	0.05	0.06	0.074	0.073	0.054	0.069	0.069
FR		0.005	0.006	0.009	0.001	0.002	0.003	0.014	0.017	0.018	0.012	0.017	0.017

Table 2: Average standard deviation in contribution samples generated by MSM and by FEDRANDOM (FR), lower is better. **Bold** entries are best in column.

Starting with variance minimization, Figure 3 demonstrates how FEDRANDOM allows more consistent contribution allocations compared to MSM: Not only does it show the superior capabilities of FEDRANDOM in generating a greater amount of contribution samples, which MSM is unable to without implementing new aggregation strategies, FEDRANDOM contributions also have substantially smaller standard deviation compared to MSM, whose allocations appear far more spread out.

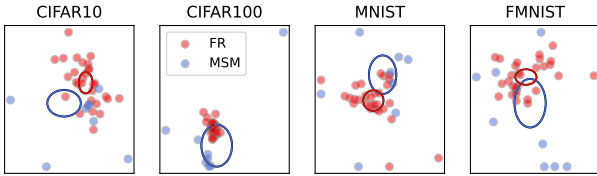


Figure 3: Representation of the percentage-wise contributions of two clients collected using both MSM (blue) and FEDRANDOM (red). Each point marks the contribution allocated using the respective method. Ellipses represent the standard deviation around the mean in two directions, representing both clients.

This observation is supported by Table 2, which comprises the average standard deviation σ of MSM and of FEDRANDOM contributions. We observe that FEDRANDOM allows the sampling of drastically less variant examples. Consequently, FEDRANDOM results in a more robust and consistent contribution allocation, leading to more confidence and trust in individual contributions. We are able to decrease the standard deviation by a factor of at least 4, with certain examples showing a deviation improvement by a factor of 40.

While we have shown that sampling with FEDRANDOM greatly decreases variance when comparing different aggregation strategies, this does not necessarily mean that FEDRANDOM gives a realistic approximation of clients' contributions. Similarly to previous papers (Yu et al. 2020), we use size-based contributions determined by the sizes of different clients' datasets as a baseline ground truth. We compare the contribution allocations generated using MSM, the mean of the baseline strategies, and those generated using the mean of several FEDRANDOM runs, to this ground truth.

This is visualized in Figure 4: When plotting mean per-

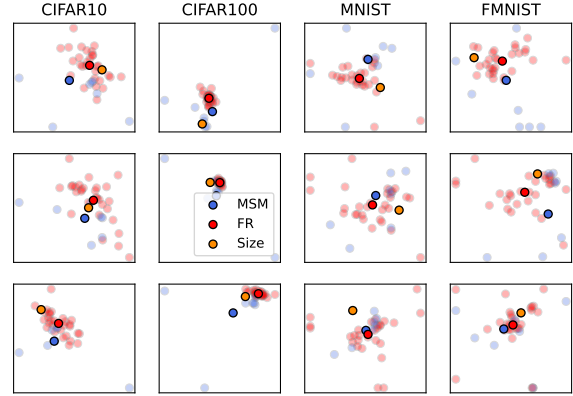


Figure 4: Representation of the mean contribution allocations of MSM (blue) and FEDRANDOM (red), compared to the size-based baseline contributions (orange).

client contributions calculated using both methods against a size-based percentage, we observe that FEDRANDOM tends to outperform MSM in estimating contributions.

Indeed, this observations is supported by our extensive study, including a multitude of data splits as well as epoch values, in Table 3. We showcase that FEDRANDOM does indeed substantially outperform a baseline MSM contribution allocation in nearly all settings. To assess overall closeness to the ground truth, we compute the average \mathcal{L}_2 -distance to the baseline, while we employ the \mathcal{L}_∞ -distance to assess the worst per-client divergence. While the table makes it obvious that FEDRANDOM significantly outperforms MSM, there are several observations we discuss. First, our method surpasses MSM in almost all settings, only being outmatched in a few data splits on CIFAR-10 for some epoch values. Additionally, it allows us to reduce the overall distance to the ground truth by more than a third in half of all scenarios, with some outperforming MSM by more than 50%. In total, we beat MSM in 34 out of 36 (94%) of cases. In all of these cases, we beat MSM in worst per-client performance (\mathcal{L}_∞) as well. These substantial improvements are a strong argument towards the adaptation of FEDRANDOM sampling when establishing a cross-silo federation with contribution calculation.

The validity of the experimental results is shown in Table

		CIFAR-10			CIFAR-100			MNIST			FMNIST		
$e \backslash \alpha$		1	10	100	1	10	100	1	10	100	1	10	100
MSM	2	0.245	0.299	0.349	0.206	0.359	0.268	0.147	0.165	0.176	0.156	0.178	0.256
FR		0.214	0.26	0.342	0.148	0.346	0.255	0.099	0.12	0.111	0.143	0.128	0.221
MSM	5	0.223	0.245	0.37	0.198	0.344	0.251	0.133	0.201	0.137	0.16	0.19	0.237
FR		0.214	0.253	0.342	0.146	0.343	0.242	0.087	0.126	0.118	0.153	0.142	0.213
MSM	10	0.212	0.269	0.344	0.181	0.321	0.252	0.112	0.175	0.15	0.177	0.161	0.22
FR		0.212	0.247	0.346	0.142	0.349	0.241	0.075	0.13	0.108	0.143	0.15	0.218
MSM	2	0.191	0.237	0.275	0.159	0.282	0.214	0.104	0.123	0.128	0.118	0.133	0.193
FR		0.163	0.203	0.267	0.117	0.273	0.199	0.068	0.084	0.08	0.109	0.096	0.159
MSM	5	0.174	0.193	0.289	0.155	0.271	0.198	0.098	0.132	0.098	0.119	0.147	0.178
FR		0.164	0.198	0.269	0.114	0.271	0.19	0.066	0.091	0.081	0.112	0.106	0.154
MSM	10	0.165	0.215	0.265	0.144	0.254	0.197	0.084	0.12	0.111	0.132	0.126	0.16
FR		0.164	0.19	0.272	0.112	0.276	0.19	0.055	0.093	0.081	0.104	0.106	0.158

Table 3: Average \mathcal{L}_2 (top) and \mathcal{L}_∞ (bottom) distance between size-based percentages and contributions generated by MSM and FEDRANDOM (FR), lower is better. **Bold** entries are best in column by metric.

Criterion	FEDRANDOM	MSM
Variance	300	24
\mathcal{L}_2 -bias	245	79
\mathcal{L}_∞ -bias	242	82

Table 4: Column entries detail the amount of times the respective method outperformed the other over all 324 (3 epochs \times 4 datasets \times 3 α -values \times 9 seeds) scenarios. For all three types of evaluation criteria, the hypothesis that both methods are equivalent is rejected with p -values $< 10^{-5}$.

4. The assumption that FEDRANDOM performs as well as the baseline is clearly rejected with probability almost 1.

In summary, we have shown that not only are FEDRANDOM samples less dispersed, they also allow us to better estimate ground truth contribution allocations. The conclusion contains an in-depth discussion on the implications of these findings.

Conclusions & Future Work

This work has brought to light a concern regarding the stability of popular Federated Learning strategies when evaluating the contribution of participants. Our findings underscore the challenges and risks associated with deploying cross-silo federated learning platforms in industrial settings, given the discrepancy of contribution amongst these strategies. Our proposed method, FEDRANDOM, allows us to significantly reduce variance and bias in determining contributions compared to baseline MSM. Future proposed FL strategies should take our findings into account, conducting performative analysis on the accuracy of the strategies’ contributions compared to a ground truth. If results are not satisfactory, FEDRANDOM can be proposed to circumvent the shortcomings of the strategy.

Sampling with FEDRANDOM allows central servers to estimate contributions before running a federation. Not only

are these contribution values more consistent than baseline sampling with MSM, they are also closer to the ground truth. Besides, FEDRANDOM does not require a vast amount of different aggregation techniques to be implemented. In a deployed cross-silo federation, employing our methods reduces friction between participants: As opposed to before, where a specific aggregation strategy might have been more beneficial to a client, statistically relevant contribution values can be sampled ahead. This leaves the option to choose the strategy which is most beneficial to the federation as a whole, eliminating inter-client concurrence. Participants getting rewarded more fairly when employing FEDRANDOM greatly improves trust in the remuneration process.

Any sampling introduces additional computational effort to a federation. Be it with FEDRANDOM or with MSM, this effort scales linearly with the amount of generated samples. Additionally, due to their nature, the computational effort of Shapley values scales exponentially with the number of clients, rendering simulations in high-client environments highly demanding.

In future works, the effect of different aggregation strategies in FEDRANDOM, as well as the importance of the strategy types should be studied. Involved strategies do not necessarily need to share the same objective function, and these cases should be tested. An implementation of faster Shapley computation methods such as FASTSHAP (Jethani et al. 2022), or a Monte Carlo sampling of Shapley values, would allow for more extensive experiments on bigger client sets. The use of alternative contribution methods in FEDRANDOM should be considered since a suitable validation dataset might not always be available. Furthermore, the possible benefits of randomly mixing strategies, as proposed by FEDRANDOM, should be investigated in a more general context. Randomization during aggregation might be of particular interest in security, making aggregation strategy fingerprinting harder.

References

- Beutel, D. J.; Topal, T.; Mathur, A.; Qiu, X.; Fernandez-Marques, J.; Gao, Y.; Sani, L.; Kwing, H. L.; Parcollet, T.; Gusmão, P. P. d.; and Lane, N. D. 2020. Flower: A Friendly Federated Learning Research Framework. *arXiv preprint arXiv:2007.14390*.
- Blanchard, P.; El Mhamdi, E. M.; Guerraoui, R.; and Stainer, J. 2017. Machine learning with adversaries: Byzantine tolerant gradient descent. *Advances in neural information processing systems*, 30.
- Deng, L. 2012. The mnist database of handwritten digit images for machine learning research. *IEEE Signal Processing Magazine*, 29(6): 141–142.
- Hsu, T.-M. H.; Qi, H.; and Brown, M. 2019. Measuring the Effects of Non-Identical Data Distribution for Federated Visual Classification. *arXiv:1909.06335*.
- Jethani, N.; Sudarshan, M.; Covert, I.; Lee, S.-I.; and Ranganath, R. 2022. FastSHAP: Real-Time Shapley Value Estimation. *arXiv:2107.07436*.
- Jia, R.; Dao, D.; Wang, B.; Hubis, F. A.; Hynes, N.; Gürel, N. M.; Li, B.; Zhang, C.; Song, D.; and Spanos, C. J. 2019. Towards efficient data valuation based on the shapley value. In *The 22nd International Conference on Artificial Intelligence and Statistics*, 1167–1176. PMLR.
- Kairouz, P.; McMahan, H. B.; Avent, B.; Bellet, A.; Bennis, M.; Bhagoji, A. N.; Bonawitz, K. A.; Charles, Z.; Cormode, G.; Cummings, R.; D’Oliveira, R. G.; Rouayheb, S. E.; Evans, D.; Gardner, J.; Garrett, Z.; Gascón, A.; Ghazi, B.; Gibbons, P. B.; Gruteser, M.; Harchaoui, Z.; He, C.; He, L.; Huo, Z.; Hutchinson, B.; Hsu, J.; Jaggi, M.; Javidi, T.; Joshi, G.; Khodak, M.; Konečný, J.; Korolova, A.; Koushanfar, F.; Koyejo, S.; Lepoint, T.; Liu, Y.; Mittal, P.; Mohri, M.; Nock, R.; Özgür, A.; Pagh, R.; Raykova, M.; Qi, H.; Ramage, D.; Raskar, R.; Song, D.; Song, W.; Stich, S. U.; Sun, Z.; Suresh, A. T.; Tramèr, F.; Vepakomma, P.; Wang, J.; Xiong, L.; Xu, Z.; Yang, Q.; Yu, F. X.; Yu, H.; and Zhao, S. 2019. Advances and Open Problems in Federated Learning.
- Koh, P. W.; and Liang, P. 2017. Understanding black-box predictions via influence functions. In *International conference on machine learning*, 1885–1894. PMLR.
- Krizhevsky, A.; Hinton, G.; et al. 2009. Learning multiple layers of features from tiny images.
- Li, B.; Qi, P.; Liu, B.; Di, S.; Liu, J.; Pei, J.; Yi, J.; and Zhou, B. 2022a. Trustworthy AI: From Principles to Practices. *arXiv:2110.01167*.
- Li, Q.; Diao, Y.; Chen, Q.; and He, B. 2022b. Federated learning on non-iid data silos: An experimental study. In *2022 IEEE 38th International Conference on Data Engineering (ICDE)*, 965–978. IEEE.
- Li, S.; Cheng, Y.; Wang, W.; Liu, Y.; and Chen, T. 2020. Learning to detect malicious clients for robust federated learning. *arXiv preprint arXiv:2002.00211*.
- Li, T.; Sanjabi, M.; Beirami, A.; and Smith, V. 2019. Fair resource allocation in federated learning. *arXiv preprint arXiv:1905.10497*.
- McMahan, B.; Moore, E.; Ramage, D.; Hampson, S.; and y Arcas, B. A. 2017. Communication-efficient learning of deep networks from decentralized data.
- Parrachino, I.; Dinar, A.; and Patrone, F. 2006. Cooperative game theory and its application to natural, environmental, and water resource issues: 3. application to water resources. *Application to Water Resources (November 2006). World Bank Policy Research Working Paper*, (4074).
- Paszke, A.; Gross, S.; Massa, F.; Lerer, A.; Bradbury, J.; Chanan, G.; Killeen, T.; Lin, Z.; Gimelshein, N.; Antiga, L.; Desmaison, A.; Kopf, A.; Yang, E.; DeVito, Z.; Raison, M.; Tejani, A.; Chilamkurthy, S.; Steiner, B.; Fang, L.; Bai, J.; and Chintala, S. 2019. PyTorch: An Imperative Style, High-Performance Deep Learning Library. In *Advances in Neural Information Processing Systems* 32, 8024–8035. Curran Associates, Inc.
- Reddi, S.; Charles, Z.; Zaheer, M.; Garrett, Z.; Rush, K.; Konečný, J.; Kumar, S.; and McMahan, H. B. 2021. Adaptive Federated Optimization. *arXiv:2003.00295*.
- Richardson, A.; Filos-Ratsikas, A.; and Faltings, B. 2019. Rewarding high-quality data via influence functions. *arXiv preprint arXiv:1908.11598*.
- Roth, H. R.; Cheng, Y.; Wen, Y.; Yang, I.; Xu, Z.; Hsieh, Y.-T.; Kersten, K.; Harouni, A.; Zhao, C.; Lu, K.; et al. 2022. Nvidia flare: Federated learning from simulation to real-world. *arXiv preprint arXiv:2210.13291*.
- Sarikaya, Y.; and Ercetin, O. 2019. Motivating workers in federated learning: A stackelberg game perspective. *IEEE Networking Letters*, 2(1): 23–27.
- Shapley, L. S. 1951. Notes on the n-person game—ii: The value of an n-person game.
- Song, T.; Tong, Y.; and Wei, S. 2019. Profit allocation for federated learning. In *2019 IEEE International Conference on Big Data (Big Data)*, 2577–2586. IEEE.
- Tu, X.; Zhu, K.; Luong, N. C.; Niyato, D.; Zhang, Y.; and Li, J. 2021. Incentive Mechanisms for Federated Learning: From Economic and Game Theoretic Perspective. *arXiv:2111.11850*.
- Wang, G.; Dang, C. X.; and Zhou, Z. 2019. Measure contribution of participants in federated learning. In *2019 IEEE international conference on big data (Big Data)*, 2597–2604. IEEE.
- Wang, T.; Rausch, J.; Zhang, C.; Jia, R.; and Song, D. 2020. A Principled Approach to Data Valuation for Federated Learning. *arXiv:2009.06192*.
- Xiao, H. 2017. Fashion-mnist: a novel image dataset for benchmarking machine learning algorithms. *arXiv preprint arXiv:1708.07747*.
- Ye, M.; Fang, X.; Du, B.; Yuen, P. C.; and Tao, D. 2023. Heterogeneous federated learning: State-of-the-art and research challenges. *ACM Computing Surveys*, 56(3): 1–44.
- Yin, D.; Chen, Y.; Ramchandran, K.; and Bartlett, P. 2021. Byzantine-Robust Distributed Learning: Towards Optimal Statistical Rates. *arXiv:1803.01498*.
- Yu, H.; Liu, Z.; Liu, Y.; Chen, T.; Cong, M.; Weng, X.; Niyato, D.; and Yang, Q. 2020. A sustainable incentive scheme for federated learning. *IEEE Intelligent Systems*, 35(4): 58–69.
- Zeng, R.; Zeng, C.; Wang, X.; Li, B.; and Chu, X. 2021. A Comprehensive Survey of Incentive Mechanism for Federated Learning. *arXiv:2106.15406*.
- Zhang, J.; Li, C.; Robles-Kelly, A.; and Kankanhalli, M. 2020. Hierarchically fair federated learning. *arXiv preprint arXiv:2004.10386*.