

Classical Grand Angular Momentum in N-Body Problems

Zhongqi Liang¹ and Jesús Pérez-Ríos^{1, a)}

Department of Physics and Astronomy, Stony Brook University, Stony Brook, New York 11790, USA.

(*Electronic mail: jesus.perezrios@stonybrook.edu)

(*Electronic mail: zhongqi.liang@stonybrook.edu)

(Dated: 9 May 2024)

The concept of grand angular momentum is widely used in the study of N-body problems quantum mechanically. Here, we applied it to a classical analysis of N-body problems. Utilizing the tree representation for Jacobi and hyperspherical coordinates, we found a decomposition of its magnitude into magnitudes of one-body angular momenta in 3 dimensions. We generalized some results from the two-body problem. Furthermore, we derive the general expression for the scattering angle for the N-body problem.

I. INTRODUCTION

The N-body problem concerns the time evolution of an isolated system consisting of N objects in a 3-dimensional space with only internal interactions that could be modeled by a potential V dependent only on the distances between them. It is ubiquitous in physics – first studied in large-scale astronomical contexts as many problems in physics by illustrious names such as Euler and Lagrange^{1,2} and later, especially after the advances of quantum mechanics, in relevant scenarios from atomic and nuclear physics^{3–12}. At the same time, it is also well known that an exact solution does not exist for $N > 2$. Nevertheless, one could still greatly simplify the problem by making appropriate coordinate transformations and applying conservation laws for any general N .

One set of such coordinates is Jacobi coordinates, which, after enforcing momentum conservation, can reduce it to an effective $(N - 1)$ -body problem. The various ways of forming these virtual bodies could be graphically represented by binary Jacobi trees,^{13–15} which will be introduced in Part II. By neglecting the trivial center of mass motion, it can further be reduced to a problem of one virtual body moving in $3N - 3$ dimensions.^{5–7,16} Such a space is usually described in hyperspherical coordinates, first introduced in nuclear physics¹⁷, and showing interesting results in the quantum realm, such as the existence of Efimov states.¹⁸ There are also different definitions of hyperspherical coordinates, which can be represented by binary trees. Such details will be laid out in Part III. Moreover, the grand angular momentum, an extension of angular momentum to higher dimensions, a conserved magnitude, and as a result, it shows well-defined eigenvalues and associated eigenfunctions in the quantum level.^{11,16,19} In fact, the concept of grand angular momentum has been more thoroughly studied in a quantum mechanical context, while its applications in the framework of classical mechanics have received less attention.

Here, in Part IV, we bridge this gap with the help of graphical representations of the coordinates. One can read directly from a tree an expression for the magnitude of grand angular momentum. Moreover, equipped with this knowledge, a decomposition of grand angular momentum into regular angular momentum in their magnitudes can be achieved, and a second-order differential equation that constrains the evolution of the $3N - 4$ hyperangles is found.

II. JACOBI TREES

For the two-body problem in a 3-dimensional space, the only analytically solvable case within the N-body problem, the Hamiltonian is given by

$$H = \frac{\mathbf{p}_1^2}{2m_1} + \frac{\mathbf{p}_2^2}{2m_2} + V(\mathbf{r}_2 - \mathbf{r}_1), \quad (1)$$

which describes a system made up from masses m_1 and m_2 at positions \mathbf{r}_1 and \mathbf{r}_2 with conjugate momenta \mathbf{p}_1 and \mathbf{p}_2 , respectively, interacting via the interaction potential $V(\mathbf{r}_2 - \mathbf{r}_1)$. Using the following coordinate transformation

$$\mathbf{R}_{CM} = \mathbf{R}_{12} = \frac{m_1\mathbf{r}_1 + m_2\mathbf{r}_2}{m_1 + m_2} \quad (2)$$

$$\boldsymbol{\rho} = \boldsymbol{\rho}_1 = \mathbf{r}_2 - \mathbf{r}_1, \quad (3)$$

^{a)}<https://www.stonybrook.edu/commcms/amotheory/index.php>

the Hamiltonian (1) reads

$$H = \frac{\mathbf{P}^2}{2\mu} + \frac{\mathbf{P}_{CM}^2}{2M} + V(\boldsymbol{\rho}), \quad (4)$$

where $\mu = \mu_{1,2} = m_1 m_2 / (m_1 + m_2)$ is the two-body reduced mass and $M = M_{12} = m_1 + m_2$ is the total mass of the system. Due to the nature of the interaction potential, $\mathbf{R}_{CM} = \mathbf{R}_{12}$, does not appear in the interaction potential, and hence the center of mass momentum, \mathbf{P}_{CM} , is a conserved quantity. Therefore, the two-body problem reduces to a single particle with mass $\mu = \mu_{1,2}$, placed at $\boldsymbol{\rho} = \boldsymbol{\rho}_1$ with momentum $\mathbf{P} = \mu \dot{\boldsymbol{\rho}}$.

For $N = 3$, after neglecting the center of mass motion, two virtual bodies are required to specify the dynamics. The first one describes the relative motion between m_1 and m_2 and is the same as in the case of the two-body problem. The second is associated with $\boldsymbol{\rho}_2 = \mathbf{r}_3 - \mathbf{R}_{12}$, joining the center of mass of the first two particles with the third one. In these new coordinates, the Hamiltonian reads as

$$H = \frac{\mathbf{p}_1^2}{2m_1} + \frac{\mathbf{p}_2^2}{2m_2} + \frac{\mathbf{p}_3^2}{2m_1} + V(\mathbf{r}_2 - \mathbf{r}_1, \mathbf{r}_3 - \mathbf{r}_2, \mathbf{r}_1 - \mathbf{r}_3) = \frac{\mathbf{P}_1^2}{2\mu_{1,2}} + \frac{\mathbf{P}_2^2}{2\mu_{12,3}} + \frac{\mathbf{P}_{CM}^2}{2M} + V(\boldsymbol{\rho}_1, \boldsymbol{\rho}_2), \quad (5)$$

with

$$\mu_{12,3} = \frac{(m_1 + m_2)m_3}{(m_1 + m_2) + m_3}, \quad (6)$$

and $M = M_{123} = m_1 + m_2 + m_3$.

It is possible to generalize this approach to the N-body problem, building up Jacobi coordinates in this way as

$$M_{12\dots j} = \sum_{i=1}^j m_i, \quad (7)$$

$$\mu_{12\dots j-1,j} = \frac{M_{12\dots j-1} m_j}{M_{12\dots j}}, \quad (8)$$

$$\mathbf{R}_{12\dots j} = \frac{\sum_{i=1}^j m_i \mathbf{r}_i}{M_{12\dots j}}, \quad (9)$$

$$\boldsymbol{\rho}_j = \mathbf{r}_{j+1} - \mathbf{R}_{12\dots j}, \quad (10)$$

for $j = 1, 2, \dots, N-1$. The Hamiltonian is given by

$$H = \sum_{i=1}^{N-1} \frac{\mathbf{P}_i^2}{2\mu_{12\dots i,i+1}} + V(\boldsymbol{\rho}_1, \dots, \boldsymbol{\rho}_{N-1}), \quad (11)$$

after removing the center-of-mass term. Further, by introducing the N-body reduced mass¹⁶

$$\mu \equiv \left(\frac{\prod_{i=1}^N m_i}{\sum_{i=1}^N m_i} \right)^{1/(N-1)}, \quad (12)$$

it is possible to define mass weighted Jacobi coordinates as

$$\boldsymbol{\rho}_{MW,i} = \sqrt{\frac{\mu_{12\dots i,i+1}}{\mu}} \boldsymbol{\rho}_i. \quad (13)$$

Next, stacking them on top of each other, namely

$$\boldsymbol{\rho}_{MW} \equiv \begin{pmatrix} \boldsymbol{\rho}_{MW,1} \\ \boldsymbol{\rho}_{MW,2} \\ \vdots \\ \boldsymbol{\rho}_{MW,N-1} \end{pmatrix}, \quad (14)$$

the Hamiltonian is reduced to

$$H = \frac{P_{MW}^2}{2\mu} + V(\rho_{MW}), \quad (15)$$

with ρ_{MW} and $P_{MW} = \mu \dot{\rho}_{MW}$ vectors in $3N - 3$ dimensions. The degrees of freedom are thus repackaged.^{5,7}

However, as N increases, there also appear more ways of forming such $N - 1$ virtual bodies. For $N = 2$, there is no ambiguity at all. For $N = 3$, it is still unique up to labeling. When $N = 4$, in addition to the recursive way presented above, it is also permitted to have three virtual bodies as $\mu_{1,2}$, $\mu_{3,4}$, and $\mu_{12,34} = (m_1 + m_2)(m_3 + m_4)/M$, as shown in Fig. 1. Each particular choice of Jacobi coordinates has attached to it a binary Jacobi tree, as presented in panels (b) and (d) of Fig. 1.

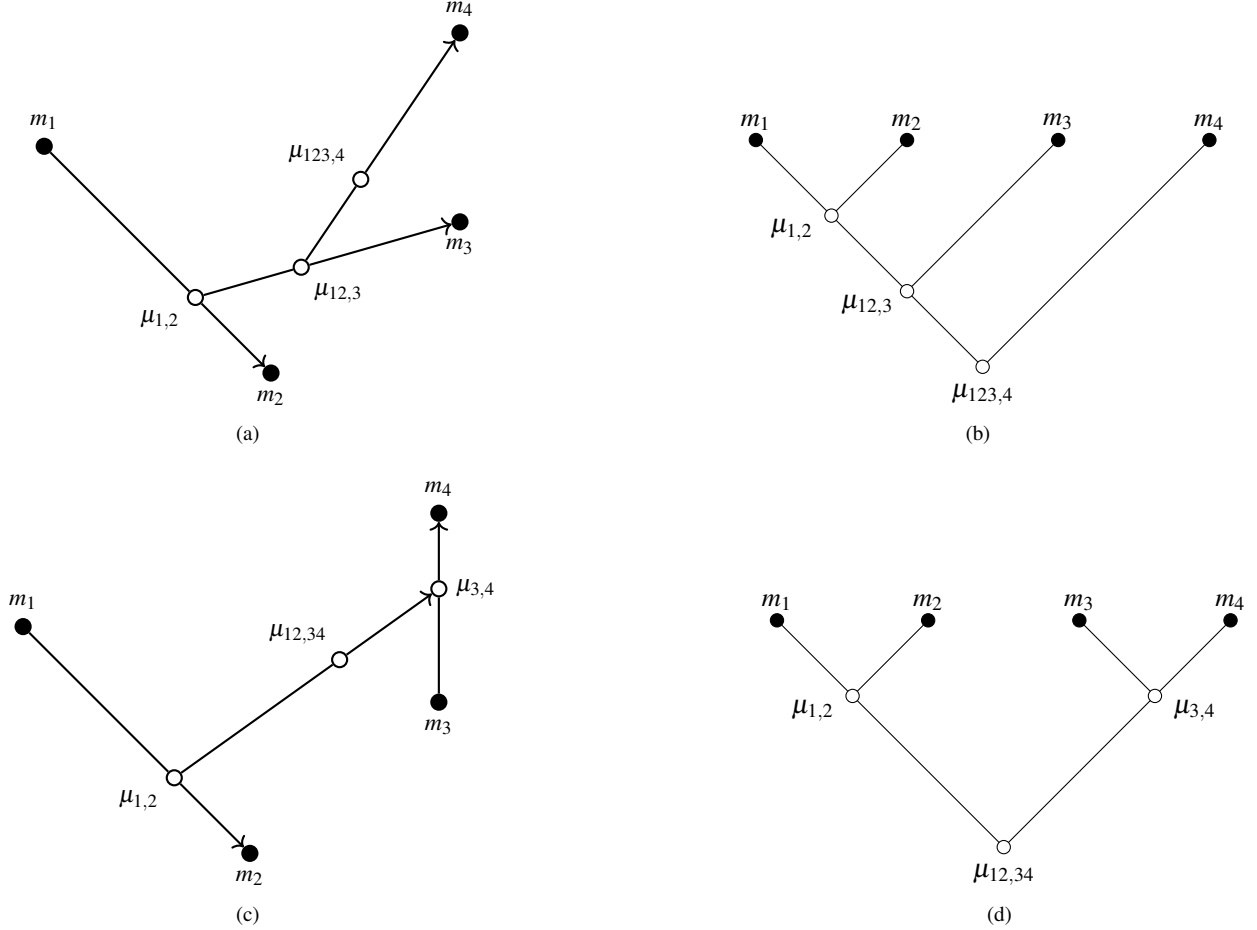


FIG. 1. Visualization of Jacobi coordinates (a) and (c), together with their respective tree representations (b) and (d) for the 4-body problem. Solid circles represent physical bodies. Hollow circles are for virtual bodies. Unweighted distance vectors are the arrowed lines.

The correspondence between the coordinates and its tree representation is straightforward. Each leaf represents a physical body, and each node a virtual body of mass $\mu_{L,R}$, where $L = \{l_1, l_2, \dots, l_m\}$ and $R = \{r_1, r_2, \dots, r_n\}$ are collective indices of m physical masses joining the node from the left and n from the right, respectively, and the $\rho_{L,R}$ associated is given by $R_R - R_L$, the vector from the center of mass of all masses on the left to that of all masses on the right. More explicitly, for each node,

$$M_L = M_{l_1 l_2 \dots l_m} = \sum_{i=1}^m m_{l_i}, \quad (16)$$

$$\mu_{L,R} = \frac{M_L M_R}{M_L + M_R}, \quad (17)$$

$$R_L = R_{l_1 l_2 \dots l_m} = \frac{\sum_{i=1}^m m_{l_i} r_{l_i}}{M_{l_1 l_2 \dots l_m}}, \quad (18)$$

$$\rho_{L,R} = R_R - R_L, \quad (19)$$

could be defined, and there exist $N - 1$ such nodes^{13,14}. By the same procedures described by Eq. 13, again a one-body problem in $3N - 3$ dimensions is at hand.

Beyond this point in all later sections, the "MW" subscript will be dropped but implicitly assumed so that every vector, unless otherwise noted, will be mass-weighted.

III. HYPERSPHERICAL TREES

After converting an N -body problem in 3 dimensions to an effective one body in $3N - 3$ dimensions, hyperspherical coordinates with one hyperradius and $3N - 4$ hyperangles are then applied to describe the system to better incorporate rotational symmetries. There are different ways of defining hyperangles and they could again be represented by binary trees graphically. There will be $3N - 3$ leaves, corresponding to $3N - 3$ Cartesian components, and $3N - 4$ nodes, to which accord the hyperangles. By convention, a line joining a node γ_i from the left represents a factor of $\cos \gamma_i$ and that from the right $\sin \gamma_i$. Then the definition of each Cartesian component could be read directly from the tree representation by simply tracing from its corresponding leaf to the root. The range of each hyperangle also ought to be specified - $[0, 2\pi]$ if its branches contain no more nodes, $[0, \pi]$ if there are further nodes attaching to one of the branches, and $[0, \pi/2]$ if both branches contain further nodes^{11,20}. Two different trees associated with $N = 3$ are displayed in Fig. 2. The hyperspherical coordinates are given by

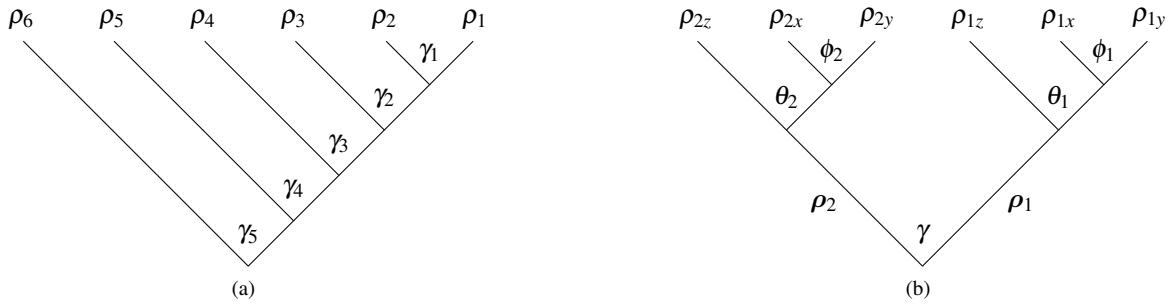


FIG. 2. Two definitions of hyperangles for $N = 3$. (a) is a straightforward extension of spherical coordinates, and (b) is defined such that ρ_1 and ρ_2 are very much living in their own 3-dimensional space.

$$\rho_a = \begin{pmatrix} \rho_1 \\ \rho_2 \\ \rho_3 \\ \rho_4 \\ \rho_5 \\ \rho_6 \end{pmatrix} = \begin{pmatrix} \rho \sin \gamma_1 \sin \gamma_2 \sin \gamma_3 \sin \gamma_4 \sin \gamma_5 \\ \rho \cos \gamma_1 \sin \gamma_2 \sin \gamma_3 \sin \gamma_4 \sin \gamma_5 \\ \rho \cos \gamma_2 \sin \gamma_3 \sin \gamma_4 \sin \gamma_5 \\ \rho \cos \gamma_3 \sin \gamma_4 \sin \gamma_5 \\ \rho \cos \gamma_4 \sin \gamma_5 \\ \rho \cos \gamma_5 \end{pmatrix}, \quad (20)$$

for the tree in panel (a), whereas the tree of panel (b) corresponds to

$$\rho_b = \begin{pmatrix} \rho_1 \\ \rho_2 \end{pmatrix} = \begin{pmatrix} \rho_{1,y} \\ \rho_{1,x} \\ \rho_{1,z} \\ \rho_{2,y} \\ \rho_{2,x} \\ \rho_{2,z} \end{pmatrix} = \begin{pmatrix} \rho \sin \gamma \sin \theta_1 \sin \phi_1 \\ \rho \sin \gamma \sin \theta_1 \cos \phi_1 \\ \rho \sin \gamma \cos \theta_1 \\ \rho \cos \gamma \sin \theta_2 \sin \phi_2 \\ \rho \cos \gamma \sin \theta_2 \cos \phi_2 \\ \rho \cos \gamma \cos \theta_2 \end{pmatrix}. \quad (21)$$

Further, it is worth noting that the tree shown in panel (b) of Fig. 2 could be obtained by appending a "spherical fork" - the tree representation for regular spherical coordinates - to every virtual node of a Jacobi tree after removing the physical leaves for $N = 3$. Such trees can be constructed for any N and have an intuitive and physical meaning of characterizing the motion of each virtual body in 3-dimensional spherical coordinates and then "joining" them as projections of higher-dimensional vectors at each node. Its usefulness will be further demonstrated in Part IV A.

IV. GRAND ANGULAR MOMENTUM

We have discussed the impact of Jacobi coordinates and its representation in hyperspherical coordinates in the N -body Hamiltonian, reducing the N -body problem into a single virtual body in a $3N - 3$ -dimensional space. Next, we study the generalization

of angular momentum into the N-body problem. First, the original definition of angular momentum needs to be extended to higher dimensions, and, therefore, become a tensor. It is called grand angular momentum in the literature and defined as

$$\mathbf{\Lambda} = \boldsymbol{\rho} \wedge \mathbf{P}, \quad (22)$$

and each of the components are given by

$$\Lambda_{ij} = \rho_i P_j - \rho_j P_i, \quad (23)$$

and

$$\Lambda^2 = \frac{1}{2} \sum_{i,j} (\Lambda_{ij})^2. \quad (24)$$

is conserved in the usual setup where there is no external torque acting on the system^{16,21}.

In hyperspherical coordinates, $\boldsymbol{\rho} = \rho \hat{\boldsymbol{\rho}}$, the momentum is given by

$$\mathbf{P} = \mu \dot{\boldsymbol{\rho}} = \mu (\dot{\rho} \hat{\boldsymbol{\rho}} + \rho \dot{\hat{\boldsymbol{\rho}}}), \quad (25)$$

and Λ^2 can be calculated with the Lagrange identity as follows

$$\Lambda^2 = \mu^2 (\boldsymbol{\rho} \wedge \dot{\boldsymbol{\rho}})^2 = \mu^2 \rho^4 (\hat{\boldsymbol{\rho}} \wedge \dot{\hat{\boldsymbol{\rho}}})^2 = \mu^2 \rho^4 [(\hat{\boldsymbol{\rho}} \cdot \dot{\hat{\boldsymbol{\rho}}})(\dot{\hat{\boldsymbol{\rho}}} \cdot \hat{\boldsymbol{\rho}}) - (\hat{\boldsymbol{\rho}} \cdot \hat{\boldsymbol{\rho}})^2] = \mu^2 \rho^4 \dot{\hat{\boldsymbol{\rho}}} \cdot \dot{\hat{\boldsymbol{\rho}}}. \quad (26)$$

It could be observed that the dependence of Λ^2 on ρ and the hyperangles are separated, showcasing the advantage of hyperspherical formulation. One can also see that it recovers the two-body result where $\dot{\hat{\boldsymbol{\rho}}} = \dot{\boldsymbol{\theta}}$ and $L = \mu \rho^2 \dot{\boldsymbol{\theta}}^2$ nicely.

Further, the exact dependence of $\dot{\hat{\boldsymbol{\rho}}} \cdot \dot{\hat{\boldsymbol{\rho}}}$ on the hyperangles is directly readable from the hyperspherical trees.

Theorem 1. *In the tree representation of hyperspherical coordinates, for every hyperangle γ_i , tracing its path to the root, label the j th node it reaches from the right α_{ij} , and the k th node reached from the left β_{ik} , then $\dot{\hat{\boldsymbol{\rho}}} \cdot \dot{\hat{\boldsymbol{\rho}}} = \sum_i \dot{\gamma}_i^2 \prod_j \sin^2 \alpha_{ij} \prod_k \cos^2 \beta_{ik}$.*

The proof is by induction.

Proof. For the simplest tree possible with only the root and two leaves, the theorem holds true. Explicitly,

$$\hat{\boldsymbol{\rho}} = \begin{pmatrix} \sin \gamma \\ \cos \gamma \end{pmatrix}, \quad \dot{\hat{\boldsymbol{\rho}}} = \begin{pmatrix} \dot{\gamma} \cos \gamma \\ -\dot{\gamma} \sin \gamma \end{pmatrix}, \quad \dot{\hat{\boldsymbol{\rho}}} \cdot \dot{\hat{\boldsymbol{\rho}}} = \dot{\gamma}^2.$$

Assume the theorem holds true for trees with all $N - 1$ nodes on the rightmost branch and add the N th node as the new root joining the old tree (now as a branch) with a bare branch on the left, such as shown in FIG. 2a, then

$$\hat{\boldsymbol{\rho}}_{N+1} = \begin{pmatrix} \hat{\boldsymbol{\rho}}_N \sin \alpha_N \\ \cos \alpha_N \end{pmatrix}, \quad \dot{\hat{\boldsymbol{\rho}}}_{N+1} = \begin{pmatrix} \dot{\alpha}_N \hat{\boldsymbol{\rho}}_N \cos \alpha_N + \dot{\hat{\boldsymbol{\rho}}}_N \sin \alpha_N \\ -\dot{\alpha}_N \sin \alpha_N \end{pmatrix},$$

and

$$\dot{\hat{\boldsymbol{\rho}}}_{N+1} \cdot \dot{\hat{\boldsymbol{\rho}}}_{N+1} = \dot{\alpha}_N^2 + \dot{\hat{\boldsymbol{\rho}}}_N \cdot \dot{\hat{\boldsymbol{\rho}}}_N \sin^2 \alpha_N,$$

which has the desired form.

The same applies to trees with nodes all on the left-most branch, only this time

$$\hat{\boldsymbol{\rho}}_{N+1} = \begin{pmatrix} \sin \beta_N \\ \hat{\boldsymbol{\rho}}_N \cos \beta_N \end{pmatrix}, \quad \dot{\hat{\boldsymbol{\rho}}}_{N+1} = \begin{pmatrix} \dot{\beta}_N \cos \beta_N \\ -\dot{\beta}_N \hat{\boldsymbol{\rho}}_N \sin \beta_N + \dot{\hat{\boldsymbol{\rho}}}_N \cos \beta_N \end{pmatrix},$$

and

$$\dot{\hat{\boldsymbol{\rho}}}_{N+1} \cdot \dot{\hat{\boldsymbol{\rho}}}_{N+1} = \dot{\beta}_N^2 + \dot{\hat{\boldsymbol{\rho}}}_N \cdot \dot{\hat{\boldsymbol{\rho}}}_N \cos^2 \beta_N.$$

Next, for trees with nodes on both main branches - $M - 1$ on the right and $N - 1$ on the left - and they are joined by the root γ form a tree for hyperspherical coordinates in $M + N$ dimensions,

$$\hat{\boldsymbol{\rho}}_{M+N} = \begin{pmatrix} \hat{\boldsymbol{\rho}}_R \sin \gamma \\ \hat{\boldsymbol{\rho}}_L \cos \gamma \end{pmatrix}, \quad \dot{\hat{\boldsymbol{\rho}}}_{M+N} = \begin{pmatrix} \dot{\gamma} \hat{\boldsymbol{\rho}}_R \cos \gamma + \dot{\hat{\boldsymbol{\rho}}}_R \sin \gamma \\ -\dot{\gamma} \hat{\boldsymbol{\rho}}_L \sin \gamma + \dot{\hat{\boldsymbol{\rho}}}_L \cos \gamma \end{pmatrix},$$

and

$$\dot{\hat{\boldsymbol{\rho}}}_{M+N} \cdot \dot{\hat{\boldsymbol{\rho}}}_{M+N} = \dot{\gamma}^2 + \dot{\hat{\boldsymbol{\rho}}}_R \cdot \dot{\hat{\boldsymbol{\rho}}}_R \sin^2 \gamma + \dot{\hat{\boldsymbol{\rho}}}_L \cdot \dot{\hat{\boldsymbol{\rho}}}_L \cos^2 \gamma,$$

which, again, has the form given by the theorem. Lastly, the same proof applies to two trees of any configuration joining together through a new root. □

A. Angular momentum

Theorem 1 applies to every possible tree. For instance, when applied to panel (b) of Fig. 2, we find

$$\begin{aligned}\Lambda^2 &= \mu^2 \rho^4 (\dot{\alpha}^2 + (\dot{\theta}_1^2 + \dot{\phi}_1^2 \sin^2 \theta_1) \sin^2 \alpha + (\dot{\theta}_2^2 + \dot{\phi}_2^2 \sin^2 \theta_2) \cos^2 \alpha) \\ &= \mu^2 \rho^4 \left(\frac{d}{dt} \arctan \frac{\rho_1}{\rho_2} \right)^2 + \mu^2 (\rho_1 \csc \alpha)^4 (\dot{\theta}_1^2 + \dot{\phi}_1^2 \sin^2 \theta_1) \sin^2 \alpha + \mu^2 (\rho_2 \sec \alpha)^4 (\dot{\theta}_2^2 + \dot{\phi}_2^2 \sin^2 \theta_2) \cos^2 \alpha \\ &= \mu^2 (\dot{\rho}_1 \rho_2 - \rho_1 \dot{\rho}_2)^2 + L_1^2 \csc^2 \alpha + L_2^2 \sec^2 \alpha = L_{2,1}^2 + L_1^2 \csc^2 \alpha + L_2^2 \sec^2 \alpha,\end{aligned}$$

after defining

$$\rho_{2,1} = \begin{pmatrix} \rho_1 \\ \rho_2 \\ 0 \end{pmatrix}, \quad \mathbf{P}_{2,1} = \mu \dot{\rho}_{2,1}, \quad \mathbf{L}_{2,1} = \rho_{2,1} \wedge \mathbf{P}_{2,1},$$

as the relative angular momentum between the two virtual bodies. Therefore, the magnitude of the grand angular momentum tensor in 6 dimensions can be expressed in terms of quantities defined in 3-dimensional space, that can be interpreted as the angular momentum associated to each virtual body. This results can be generalized, as the following theorem shows:

Theorem 2. *In the tree representation of hyperspherical coordinates with every leaf part of a spherical fork, two sources of angular momentum could be identified:*

- i) For each spherical fork labeled by i , it by itself contributes $L_i^2 = \mu^2 \rho_i^4 (\dot{\theta}_i^2 + \dot{\phi}_i^2 \sin^2 \theta_i)$.
- ii) For each additional node labeled by γ , connected to forks $\gamma_1, \gamma_2, \dots, \gamma_m$ to the left and $\gamma_1, \gamma_2, \dots, \gamma_n$ to the right, define

$$\rho_{\gamma L} = \sqrt{\sum_{k=1}^m \rho_{\gamma_k}^2} \quad \text{and} \quad \rho_{\gamma R} = \sqrt{\sum_{k=1}^n \rho_{\gamma_k}^2},$$

then such node by itself contributes $L_\gamma^2 = L_{\gamma L, \gamma R}^2 = \mu^2 (\dot{\rho}_{\gamma R} \rho_{\gamma L} - \rho_{\gamma R} \dot{\rho}_{\gamma L})^2$.

Tracing their paths to the root, label α_{ip} the p th node reached from the right by the spherical fork i and $\alpha_{\gamma p}$ the p th node reached from the right by the additional node γ , and similarly β_{iq} and $\beta_{\gamma q}$ for the q th node reached from the left, Λ^2 can be decomposed as $\Lambda^2 = \sum_i L_i^2 \prod_p \csc^2 \alpha_{ip} \prod_q \sec^2 \beta_{iq} + \sum_\gamma L_\gamma^2 \prod_p \csc^2 \alpha_{\gamma p} \prod_q \sec^2 \beta_{\gamma q}$.

Proof. i) is a direct consequence of Theorem 1.

For ii), consider an additional node γ , there adds the new term $\mu^2 \rho_\gamma^4 \dot{\gamma}^2$, and it has two branches - to the left $\rho_{\gamma L} = \rho_\gamma \cos \gamma$ and $\rho_{\gamma R} = \rho_\gamma \sin \gamma$ to the right, so $\gamma = \arctan(\rho_{\gamma R} / \rho_{\gamma L})$. The form of L_γ is obtained by taking a time derivative. If a tree joins a node δ as the right branch, then the angular part is multiplied by $\sin^2 \delta$ according to Theorem 1, but ρ_{old} of the old tree is now $\rho_{new} \csc \delta$, hence, the total scaling factor is $\csc^2 \delta$. From the left, the same applies yielding $\sec^2 \delta$ as the multiplicative factor. \square

For each γ , having $\csc^2 \gamma = \rho_\gamma^2 / \rho_{\gamma R}^2$ and $\sec^2 \gamma = \rho_\gamma^2 / \rho_{\gamma L}^2$, the problem is then transformed back to 3-dimensions. However, the reduction of dimensionality requires considering more angular momenta. There are $N - 1$ contributions from spherical forks, corresponding to the 3-dimensional angular momentum of $N - 1$ virtual bodies. It can also be pointed out that one could obtain L_i 's in the un-weighted coordinates as well, further confirming the interpretation that they are the individual angular momenta of virtual bodies. There are also $N - 2$ additional nodes, representing hyperangles not defined within spherical forks and having the exact structure of a Jacobi tree, describing angular momentum of relative motion between the virtual bodies. To see it more clearly, one can define ρ_γ and derive \mathbf{P}_γ and L_γ^2 as

$$\rho_\gamma = \begin{pmatrix} \rho_{\gamma R} \\ \rho_{\gamma L} \\ 0 \end{pmatrix}, \quad \mathbf{P}_\gamma = \mu \dot{\rho}_\gamma, \quad L_\gamma^2 = (\rho_\gamma \wedge \mathbf{P}_\gamma)^2 = \mu^2 (\dot{\rho}_{\gamma R} \rho_{\gamma L} - \rho_{\gamma R} \dot{\rho}_{\gamma L})^2,$$

For example, the Jacobi tree in panel (b) of Fig. 1 can be extended to become a hyperspherical tree by removing the solid circles representing the physical bodies and attaching to each virtual body a spherical fork, producing Fig. 3, to which Theorem 2 applies. Then, one can read directly from it

$$\Lambda^2 = L_{32,1}^2 + L_1^2 \csc^2 \gamma_{32,1} + (L_{3,2}^2 + L_3^2 \sec^2 \gamma_{3,2} + L_2^2 \csc^2 \gamma_{3,2}) \sec^2 \gamma_{32,1}. \quad (27)$$

The expression only contains quantities in 3-dimensional space, but is a sum of $2 \times 4 - 3 = 5$ angular momenta with different scaling factors.

In summary, it is possible to work with one grand angular momentum in $3N - 3$ dimensions or with $2N - 3$ angular momenta in 3-dimensional space.

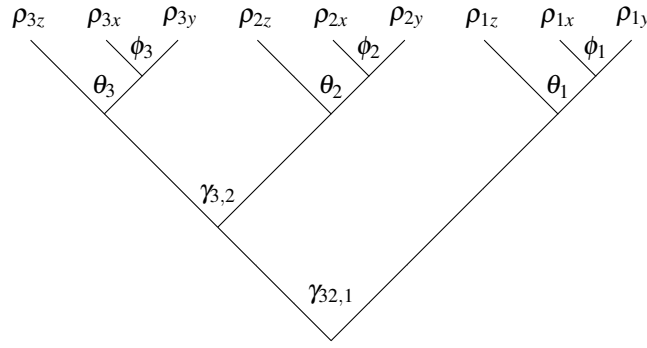


FIG. 3. Hyperspherical tree associated with panel (b) Fig. 7. ρ_1 characterizes the motion of $\mu_{12,34}$, ρ_2 that of $\mu_{3,4}$, and ρ_3 that of $\mu_{1,2}$

B. Scattering angle

It is well-known that angular momentum generates a repulsive barrier responsible for the stability of the motion, or in the case of scattering problems, it provides the reaction barrier for chemical processes. In the case of more than two bodies, the barrier appears as well in the dynamics, but it is produced due to the grand angular momentum as

$$E = \frac{\mathbf{P}^2}{2\mu} + V(\rho) = \frac{1}{2}\mu\dot{\rho}^2 + \frac{\Lambda^2}{2\mu\rho^2} + V(\rho), \quad (28)$$

and it has the same effect of avoiding any close approach $\rho \rightarrow 0$ when $\Lambda^2 \neq 0$.

The impact parameter \mathbf{b} essential in all calculations of scattering and reactive processes²² also deserves a generalization - as the projection of initial position ρ_0 onto the hyperplane perpendicular to the initial momentum vector \mathbf{P}_0 . For $N = 2$, \mathbf{b} is reduced to a single number whereas for general N , \mathbf{b} is a vector living in a $(3N - 4)$ -dimensional hyperplane^{5,7}. With this definition of \mathbf{b} , Λ^2 can be calculated as²¹

$$\Lambda^2 = (\rho_0 \wedge \mathbf{P}_0)^2 = (\mathbf{b} \wedge \mathbf{P}_0)^2 = \mathbf{b}^2 \mathbf{P}_0^2 - (\mathbf{b} \cdot \mathbf{P}_0)^2 = 2\mu E b^2. \quad (29)$$

From the above relations, we find

$$\hat{\rho}' \cdot \hat{\rho}' = \frac{d\hat{\rho}}{d\rho} \cdot \frac{d\hat{\rho}}{d\rho} = \frac{\dot{\hat{\rho}} \cdot \dot{\hat{\rho}}}{\dot{\rho}^2} = \frac{b^2}{\rho^4(1 - b^2/\rho^2 - V(\rho)/E)}, \quad (30)$$

where $\hat{\rho}' \cdot \hat{\rho}'$ could be read from the tree just as stated in Theorem 1 with a simple replacement of d/dt by $d/d\rho$.

Similarly, it is possible to transform the above expression using the chain rule of second derivatives to arrive at a second-order expression

$$\hat{\rho} \cdot \frac{d^2 \hat{\rho}}{d\rho^2} = -\frac{b^2}{\rho^4(1 - b^2/\rho^2 - V(\rho)/E)}. \quad (31)$$

Eq. (31) resembles the expression for the scattering angle in the two-body problem. Hence, it can be interpreted as the scattering angle equation for the N-body problem.

V. CONCLUSION

Using hyperspherical coordinates, we have developed a graphical approach for treating classical grand angular momentum for the N-body problem. Similarly, we have been able to demonstrate the relationship between the relative angular momentum of the bodies of a system and the grand angular momentum, which is essential to understand the N-body problem. Specifically, it has been shown that the exact form of Λ^2 is directly readable from the associated graphics, that the magnitude of higher-dimensional grand angular momentum can be decomposed into magnitudes of 3-dimensional angular momenta, and that the hyperangles necessarily satisfy a differential equation in Eq. (31). In deriving these results, the only assumption made on the potential is that it depends only on interparticle distances, making them widely applicable and a valuable asset in analysis.

On the other hand, our results lead us to a formulation of the scattering angle equation for the N-body problem as the generalization of the well-known expression in two-body scattering. This result establishes a link between our knowledge of two-body physics and how it could be generalizable to the N-body problem.

ACKNOWLEDGMENTS

The authors acknowledge the support of the Simons Foundation.

AUTHOR DECLARATIONS

Conflict of Interests

The authors have no conflicts to disclose.

Author Contributions

Zhongli Liang: Conceptualization (equal); Formal analysis (lead); Investigation (equal); Visualization (lead); Writing – original draft (equal); Writing – review & editing (equal). J. Pérez-Ríos: Conceptualization (equal); Investigation (equal); Supervision (lead).

DATA AVAILABILITY STATEMENT

Data sharing is not applicable to this article as no new data were created or analyzed in this study.

REFERENCES

- ¹E. Bannikova and M. Capaccioli, *Foundations of Celestial Mechanics* (Springer Cham, 2022).
- ²V. I. Arnold, V. V. Kozlov, and A. I. Neishtadt, *Mathematical Aspects of Classical and Celestial Mechanics* (Springer Berlin, Heidelberg, 2006).
- ³L. H. Thomas, “The interaction between a neutron and a proton and the structure of h^3 ,” *Phys. Rev.* **47**, 903–909 (1935).
- ⁴L. D. Faddeev, *Mathematical aspects of the three-body problem in the quantum scattering theory* (Israel Program for Scientific Translations, 1965).
- ⁵C. H. Greene, P. Giannakeas, and J. Pérez-Ríos, “Universal few-body physics and cluster formation,” *Rev. Mod. Phys.* **89**, 035006 (2017).
- ⁶J. Pérez-Ríos, S. Ragole, J. Wang, and C. H. Greene, “Comparison of classical and quantal calculations of helium three-body recombination,” *The Journal of Chemical Physics* **140**, 044307 (2014), https://pubs.aip.org/aip/jcp/article-pdf/doi/10.1063/1.4861851/15472748/044307_1_online.pdf.
- ⁷J. Pérez-Ríos, *An Introduction to Cold and Ultracold Chemistry: Atoms, Molecules, Ions and Rydbergs* (Springer Cham, 2020).
- ⁸S. Xiao, Z. Deng, and H. Chen, “Independent bases on the spatial wavefunction of four-identical-particle systems,” *J. Math. Phys.* **54**, 122105 (2013).
- ⁹S. Xiao, X. Mu, Z. Deng, and H. Chen, “Five-body moshinsky brackets,” *J. Math. Phys.* **56**, 042102 (2015).
- ¹⁰A. Lombardi, F. Palazzetti, L. Peroncelli, G. Grossi, V. Aquilanti, and M. B. Sevryuk, “Few-body quantum and many-body classical hyperspherical approaches to reactions and to cluster dynamics,” *Theoretical Chemistry Accounts* **117**, 709–721 (2007).
- ¹¹V. Aquilanti, S. Cavalli, and G. G. Grossi, “Hyperspherical coordinates for molecular dynamics by the method of trees and the mapping of potential energy surfaces for triatomic systems,” *J. Chem. Phys.* **85**, 1362–1375 (1986).
- ¹²V. Aquilanti and S. Cavalli, “Hyperspherical analysis of kinetic paths for elementary chemical reactions and their angular momentum dependence,” *Chemical Physics Letters* **141**, 309–314 (1987).
- ¹³C. C. Lim, “Canonical transformations and graph theory,” *Physics Letters A* **138**, 258–266 (1989).
- ¹⁴C. C. Lim, “Binary trees, symplectic matrices and the jacobi coordinates of celestial mechanics,” *Archive for Rational Mechanics and Analysis* **115**, 153–165 (1991).
- ¹⁵C. C. Lim, “General jacobi coordinates and herman resonance for some nonheliocentric celestial n-body problems,” *Regular and Chaotic Dynamics* **25**, 149–165 (2020).
- ¹⁶F. T. Smith, “Generalized angular momentum in many-body collisions,” *Phys. Rev.* **120**, 1058–1069 (1960).
- ¹⁷R. E. Clapp, “The binding energy of the triton,” *Phys. Rev.* **76**, 873–874 (1949).
- ¹⁸V. Efimov, “Energy levels arising from resonant two-body forces in a three-body system,” *Physics Letters B* **33**, 563–564 (1970).
- ¹⁹J. E. Avery and J. S. Avery, *Hyperspherical Harmonics and Their Physical Applications* (World Scientific Publishing, 2018).
- ²⁰V. Aquilanti and S. Tonzani, “Three-body problem in quantum mechanics: Hyperspherical elliptic coordinates and harmonic basis sets,” *J. Chem. Phys.* **120**, 4066–4073 (2004).
- ²¹M. Mirahmadi and J. Pérez-Ríos, “Classical threshold law for the formation of van der waals molecules,” *J. Chem. Phys.* **155**, 094306 (2021).
- ²²M. S. Child, *Molecular Collision Theory* (Academic Press London and New York, 1974).
- ²³M. A. Escobar-Ruiz and C. A. Escobar, “Three charges on a plane in a magnetic field: Special trajectories,” *J. Math. Phys.* **59**, 102901 (2018).