

# GoalGrasp: Grasping Goals in Partially Occluded Scenarios without Grasp Training

Shun Gui and Yan Luximon

**Abstract**—We present GoalGrasp, a simple yet effective 6-DOF robot grasp pose detection method that does not rely on grasp pose annotations and grasp training. Our approach enables user-specified object grasping in partially occluded scenes. By combining 3D bounding boxes and simple human grasp priors, our method introduces a novel paradigm for robot grasp pose detection. First, we employ a 3D object detector named RCV, which requires no 3D annotations, to achieve rapid 3D detection in new scenes. Leveraging the 3D bounding box and human grasp priors, our method achieves dense grasp pose detection. The experimental evaluation involves 18 common objects categorized into 7 classes based on shape. Without grasp training, our method generates dense grasp poses for 1000 scenes. We compare our method’s grasp poses to existing approaches using a novel stability metric, demonstrating significantly higher grasp pose stability. In user-specified robot grasping experiments, our approach achieves a 94% grasp success rate. Moreover, in user-specified grasping experiments under partial occlusion, the success rate reaches 92%.

**Index Terms**—Target-oriented grasp, 6-DoF grasp pose detection, 3D bounding box-based grasp, ‘object-level’ grasp

## I. INTRODUCTION

IN human-robot interaction scenarios, robots often rely on receiving instructions from humans to perform specific manipulations. For instance, in the case of home service robots, it is common for users to provide the robot with a specific goal, such as grasping a particular object [1]. The ability to grasp user-specified objects is significant in human-robot interaction. This capability is particularly essential for individuals with limited mobility, such as elderly individuals or patients, where robots can provide fundamental assistance [2].

However, the state-of-the-art research [3] in robotic grasping often focuses less on user-specified grasping. In many studies, the object for the robot to grasp is unknown, meaning that the robot is unaware of the object it grasps [4], [5]. These studies typically involve detecting grasp poses for the entire scene and then selecting the best pose for execution. While this mode is suitable for scenarios like bin picking [6], it may not adequately meet the requirements of user-driven human-robot interactions in daily life. We consider that extending such methods to target-oriented grasping tasks presents significant challenges, including (1) the inability to categorize generated grasp poses according to the object’s class and (2) the diverse nature of scenarios encountered by robots, which often lack sufficient training data to ensure reliable grasp performance. One potential solution is to manually annotate a large-scale dataset of categorized grasp poses. However, this approach

significantly limits the efficiency of grasp robotics applications due to the labor-intensive and time-consuming process of manually labeling 6D annotations [7], [8]. Considering the wide range of application scenarios for robots, this method proves to be inefficient.

Some target-oriented grasping research [9], [10] begins with object detection or instance segmentation [11] in images and then detects the corresponding grasp poses in the associated point cloud to achieve the user-specified grasping. However, these methods are susceptible to interference from nearby objects as it may inadvertently include neighboring objects during target object detection. Additionally, the performance diminishes greatly when the target object is partially occluded. Indeed, occlusion poses a significant challenge to the performance of existing robotic grasping methods [12]. However, in target-driven grasping scenarios, where objects are partially occluded, it is unavoidable. Therefore, overcoming the issue of occlusion is one of the difficulties that our research needs to address.

In this work, we propose a novel ‘object-level’ grasp pose generation method called GoalGrasp, which enables the grasping of user-specified objects even in the presence of partial occlusion. Unlike existing learning-based approaches, our method eliminates the need for grasp-specific training, thereby alleviating the requirement for manual annotation of 6D grasp poses. This significantly enhances the efficiency of our method when applied to new scenarios. An essential characteristic of our method is its ‘object-level’ granularity, ensuring the generation of grasp poses even in the presence of partial occlusion. To achieve ‘object-level’ grasp pose detection, we first employ a 3D object detection method called Recursive Cross-View (RCV) [13] to obtain 3D bounding boxes for objects within the scene.

Through reflection on human grasping behavior, we observe that human grasping abilities can also be considered ‘object-level’. For a given object, humans often rely on simple heuristics to achieve successful grasps. For example, when grasping a box, our heuristic is to grasp two opposing faces, while for an apple, our heuristic is to grasp two points along its ‘diameter’. We do not consider grasping a single vertex of a box or two adjacent faces as effective grasping strategies. We find that these simple grasping heuristics can greatly simplify grasp pose generation methods, reducing the need for complex learning-based models and enabling rapid robotic object grasping. Utilizing the 3D bounding box, object category, and some simple grasping heuristics, we propose a straightforward yet effective ‘object-level’ grasp pose generation method.

We conduct four experiments. Firstly, we category the 18 objects within the collected dataset into seven major classes.

Corresponding grasp pose generation algorithms are designed for each class, enabling the generation of dense grasp poses for the objects in these 1000 scenarios. To evaluate the quality of the grasp poses, we introduce a novel stability metric and use it to compare the grasp poses generated by our method against those generated by state-of-the-art approaches. The experimental results demonstrate that our method significantly outperforms existing methods. To ensure a fair comparison, the existing methods are not retrained. As our method is 'object-level', the generated grasp poses are associated with specific object categories, enabling direct execution of user-specified object grasping. We deploy GoalGrasp on a real robot and perform 500 user-specified target grasping tasks, achieving a grasp success rate of 94%. Moreover, we conduct 100 user-specified target grasping tasks in scenes with occlusions, resulting in a grasp success rate of 92%.

Our main contributions are summarized as follows:

- We propose an 'object-level' 6-DOF grasp pose generation method that eliminates the need for any grasp-specific training. This method enables grasping of user-specified targets and can adapt to scenes with occlusions.
- We propose a novel stability metric to evaluate the grasp poses associated with the object. Using this metric, we compare our method with existing approaches, which demonstrates that our method outperforms them significantly.
- We conduct extensive experiments on a real robot, which involve grasping user-specified objects as well as partially occluded objects.

## II. RELATED WORK

### A. Learning-based Grasp Pose Detection

Recent advancements in deep learning have paved the way for the development of data-driven systems in robotic grasping [14]. However, learning-based robotic grasping methods often require large-scale annotated datasets for training [3]. However, annotating these datasets can be time-consuming and labor-intensive [7], [8], which to some extent limits the rapid application of learning-based methods in various real-world robotic scenarios. [3] showed the drawback of the frequently adopted sim2real methods in the grasping community. Furthermore, learning-based methods for robotic grasping often involve the design and training of sophisticated neural network models to predict grasp poses [3], [15]–[17]. Mousavian et al. [18] leveraged a variational autoencoder to generate a set of grasps, which were then evaluated and refined using a grasp evaluator model.

Fang et al. [19] proposed a grasp pose prediction network that learns approaching direction and operation parameters separately, using point cloud inputs. One of the challenges with learning-based methods is that they can be difficult to generalize to new scenarios and objects. In many cases, we need to recollect data, label it, and then retrain the model, which can be time-consuming and inefficient, especially for diverse robotic applications. Our method leverages some simple grasping priors to significantly enhance the efficiency.

### B. Target-orientated Grasp Pose Detection

Many existing grasp pose detection methods operate by taking a scene as input and generating multiple grasp poses. Then the robot selects the optimal grasp poses for execution [3], [17]. While this paradigm is suitable for scenarios such as bin picking, it may not directly address the requirement of grasping user-specified objects in human-robot interaction settings. Recognizing this limitation, few research efforts have specifically focused on the task of grasping user-specified objects [9], [10], [20], [21]. Murali et al. [9] utilized instance segmentation [11] to align grasps with target objects. Liu et al. [10] leveraged semantic segmentation module to locate the target first, and then predicted the grasp poses. The majority of these studies concentrated on 3-DoF grasping, which produces grasping poses within the camera plane, restricting their practicality. Furthermore, they have not evaluated their performance in situations where the target object is partially obscured.

### C. Grasp Pose Detection in Partially Occluded Scenarios

One category of grasp pose detection methods is 6D pose estimation-based [8], [22]–[25]. Deng et al. [8] proposed a self-supervised 6D object pose estimation for robotic grasping. Zhang et al. [24] presented a practical grasping approach for robots that utilizes 6D pose estimation along with corrective adjustments for protection. However, these methods have not demonstrated satisfactory performance in scenarios where the target objects are partially occluded, since 6D pose estimation methods is susceptible to occlusions [26]. The same issue also arises in methods for detecting graspable rectangles [17], [27].

## III. PROBLEM DEFINITION

Our primary objective is to enable robots with a two finger parallel-jaw gripper, to grasp target objects from a scene according to instructions from a human. Specifically, we represent the grasp formulation for the robot as

$$G = [ \mathbf{R} \quad \mathbf{T} \quad c \quad s \quad \mathbf{C} ] \quad (1)$$

s.t.

$$\begin{cases} s = E(\mathbf{R}, \mathbf{T}, B) \\ \mathbf{C} \leftarrow \{w : \text{width}; d : \text{depth}\} \end{cases}$$

where  $\mathbf{R} \in \mathbb{R}^{3 \times 3}$  demonstrates the orientation of the gripper,  $\mathbf{T} \in \mathbb{R}^{3 \times 1}$  denotes the location of the gripper,  $c$  refers to the gripper category,  $s$  refers to the score of the grasp pose evaluated by  $E(\mathbf{R}, \mathbf{T}, B)$ ,  $B$  is the 3D box of the target object, and  $\mathbf{C}$  is the configuration, including the width ( $w$ ) and depth ( $d$ ) for the grasp pose. Therefore, we generate a set of grasp poses,  $\mathbf{G}(c) = \{G_1, G_2, \dots, G_n\}$ , for one object, and generate several sets of grasp poses for a scene.

## IV. 3D DETECTION ON NEW OBJECTS

The method we propose is based on utilizing 3D bounding boxes to detect the grasp poses of target objects, which requires to efficiently perform 3D object detection for various items in new scenes. However, the majority of existing 3D

object detection methods heavily rely on extensive manual annotation of 3D labels. Clearly, manual annotation of 3D labels is both labor-intensive and time-consuming, making it impractical for achieving efficient robotic grasping. In contrast, Recursive Cross-View (RCV) [13] introduced a completely 3D label-free 3D object detection method that solely utilizes easily obtainable 2D bounding box labels to achieve 3D detection of novel objects. Please refer [13] and the section I of the Supplementary Material for more details. Benefiting from RCV, we generate over 5000 3D bounding boxes for 1000 desktop scenes, encompassing 15 categories and 18 different objects. In the supplementary material, several scenes are visualized.

## V. GRASP STRATEGY

In this section, we propose grasping pose generation strategies for the objects in the 1000 scenes mentioned in Section IV. Note that we use these objects as examples, many items not included in the dataset can also leverage these strategies. Here, we classify these items based on their geometric characteristics into box-shaped, spherical, cylindrical, curved, container, tool, and ring objects. Firstly, we summarize human's grasping priors specific to each object category. Subsequently, leveraging this prior knowledge and the 3D bounding boxes in the object coordinate system, we design a grasp generation strategy to obtain a dense set of grasp poses.

### A. Box-shaped Objects

In everyday life, there are various box-shaped objects, such as packaging boxes and power banks. Regarding these objects with box-like shapes, human grasping prior knowledge can be summarized in the absence of considering the maximum gripper width. Specifically, the following priors apply: (1) The grasp position is located along the symmetric axis of each face, (2) the gripper's depth direction aligns closely with the normal orientation of each face, (3) the gripper's width direction aligns with the corresponding edge direction, and (4) the grasp width and depth correspond to the respective edge lengths. For (1), the sampling trajectories (ST) of grasp positions are shown as the red lines in Figure 1(a). Mathematically, we express them as

$$ST_0 \leftarrow \left\{ \begin{array}{l} \left\{ \begin{array}{l} x = x_{mid} \\ y = 0 \\ z = t, t \in z_{range} \end{array} \right. , \left\{ \begin{array}{l} x = x_{mid} \\ y = y_{max} \\ z = t, t \in z_{range} \end{array} \right. \\ \left\{ \begin{array}{l} x = 0 \\ y = y_{mid} \\ z = t, t \in z_{range} \end{array} \right. , \left\{ \begin{array}{l} x = x_{max} \\ y = y_{mid} \\ z = t, t \in z_{range} \end{array} \right. \\ \left\{ \begin{array}{l} x = x_{mid} \\ y = t, t \in y_{range} \\ z = 0 \end{array} \right. , \left\{ \begin{array}{l} x = x_{mid} \\ y = t, t \in y_{range} \\ z = z_{max} \end{array} \right. \\ \left\{ \begin{array}{l} x = 0 \\ y = t, t \in y_{range} \\ z = z_{mid} \end{array} \right. , \left\{ \begin{array}{l} x = x_{max} \\ y = t, t \in y_{range} \\ z = z_{mid} \end{array} \right. \end{array} \right.$$

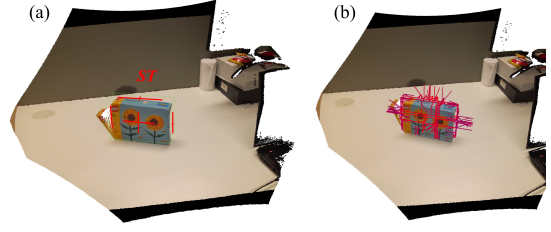


Fig. 1. Grasp poses generation for box-shaped objects. (a) Sampling trajectory (ST) for grasp points. (b) Generated grasp poses without filtering.

$$\left\{ \begin{array}{l} x = t, t \in x_{range} \\ y = y_{mid} \\ z = 0 \end{array} \right. , \left\{ \begin{array}{l} x = t, t \in x_{range} \\ y = y_{mid} \\ z = z_{max} \end{array} \right. , \left\{ \begin{array}{l} x = t, t \in x_{range} \\ y = 0 \\ z = z_{mid} \end{array} \right. , \left\{ \begin{array}{l} x = t, t \in x_{range} \\ y = y_{max} \\ z = z_{mid} \end{array} \right. \left. \right\}.$$

**Algorithm 1** presents the grasp pose generation algorithm for box-shaped objects. For each element in  $ST_0$ , we sample multiple grasp points and derive the corresponding grasp pose (line 8-19 and 30), width (line 21-26), and depth (line 28). Figure 1(b) illustrates the generated grasping poses. It is important to note that these grasping poses do not account for factors such as the maximum gripper width and environmental constraints, which will be discussed later.

**We can use similar steps for spherical, cylinder, curved, container, tool, and Ring objects generate grasping poses. For the specific algorithm, see the Section II of the Supplementary Materials.**

### B. Filtering Metrics

The grasp pose generation algorithm does not consider the environmental constraints and interferences between objects, resulting in the existence of infeasible grasp poses, such as those in close proximity to other objects or colliding with the tabletop. In this section, we propose the design of filtering metrics to remove these infeasible grasp poses. The first criterion is the orientation of the grasp pose, where valid grasp poses are either horizontal or inclined downward. This facilitates motion planning for the robot and prevents collisions with the tabletop. We measure this criterion using the cosine distance between the depth direction of the grasp pose and the direction of gravity, which is denoted as

$$dcos = 1 - \frac{\mathbf{X} \cdot \mathbf{g}}{|\mathbf{X}| |\mathbf{g}|} < TH_0 \quad (2)$$

where  $\mathbf{X}$  is the depth direction of the grasp pose,  $\mathbf{g}$  is the direction of gravity, which is  $[0, 1, 0]^T$  for our depth camera.  $TH_0$  is the threshold.

The second criterion is that the grasp point must be positioned as a certain distance above the tabletop to avoid collisions between the robot and the tabletop. It can be represented as Eq.(3)

$$\max(BBox[:, 1]) - G.T[1, 0] > TH_1 \quad (3)$$

where  $BBox \in \mathbb{R}^{8 \times 3}$  is the 3D bounding box of the object,  $G.T \in \mathbb{R}^{3 \times 1}$  is the location of the grasp pose. Note that

---

**Algorithm 1** Generate grasp poses for box-shaped objects

**Require:** 3D bounding box  $B$ , point cloud of object  $PC$ , empty buffer  $g$ , empty buffer  $W$ , empty buffer  $D$ , sampling quantity  $N$ , maximum gripper depth  $gd$ .

**Require:**  $x\_length, y\_length, z\_length$  of  $B$ .  $x\_min, x\_max, y\_min, y\_max, z\_min, z\_max$  are the minimum and maximum values of  $B$  in the coordinate system of the object.

```

1:  $CT.x = (x\_min + x\_max)/2$ 
2:  $CT.y = (y\_min + y\_max)/2$ 
3:  $CT.z = (z\_min + z\_max)/2$ 
4: for  $st$  in  $ST_0$  do
5:   // generate grasp poses
6:   for  $i \leftarrow 0$  to  $N$  do
7:     Randomly sample a point  $p$  on  $st$ 
8:     if  $st.x == t$  then
9:        $X = [p.x, CT.y, CT.z] - [p.x, p.y, p.z]$ 
10:      Transpose and normalize  $X$ 
11:       $Y = X \times [1, 0, 0].T$ 
12:     else if  $st.y == t$  then
13:        $X = [CT.x, p.y, CT.z] - [p.x, p.y, p.z]$ 
14:      Transpose and normalize  $X$ 
15:       $Y = X \times [0, 1, 0].T$ 
16:     else
17:        $X = [CT.x, CT.y, p.z] - [p.x, p.y, p.z]$ 
18:      Transpose and normalize  $X$ 
19:       $Y = X \times [0, 0, 1].T$ 
20:     end if
21:     if  $Y == [\pm 1, 0, 0]$  then
22:       Grasp width  $w = x\_length$ 
23:     else if  $Y == [0, \pm 1, 0]$  then
24:       Grasp width  $w = y\_length$ 
25:     else
26:       Grasp width  $w = z\_length$ 
27:     end if
28:     Grasp depth  $d = \min(x\_length/2, y\_length/2,$ 
29:        $z\_length/2, gd)$ 
30:      $Z = X \times Y$ 
31:      $R = [X, Y, Z]$ 
32:      $T = p$ 
33:
34:      $g \leftarrow g \cup \begin{bmatrix} R & T \\ \mathbf{0} & 1 \end{bmatrix}$   $W \leftarrow W \cup w$   $D \leftarrow D \cup d$ 
35:     Rotate  $R$  along  $Y$  with a random angle in
36:      $[-1/4\pi, 1/4\pi]$ 
37:      $g \leftarrow g \cup \begin{bmatrix} R & T \\ \mathbf{0} & 1 \end{bmatrix}$   $W \leftarrow W \cup w$   $D \leftarrow D \cup d$ 
38:   end for
39: end for
40:
41: Transfer  $g$  to the robot coordinate system.
42:
43: return  $g, W, D$ 

```

---

the direction of gravity is defined as  $[0, 1, 0].T$ .  $TH_1$  is the threshold.

The third criterion is the maximum width of the gripper. It is evident that if the generated grasp pose's width ( $w$ ) exceeds the maximum gripper width ( $w_{max}$ ), the grasp pose is considered invalid. This criterion can be represented as Eq. (4)

$$w_{max} - w > 0 \quad (4)$$

The fourth criterion is to ensure that the grasp point is positioned at a distance greater than a certain threshold from other objects to avoid collisions between the robot and other objects. To determine the distance between the grasp pose and other objects, our method utilizes the 3D bounding boxes of other objects. We discretize a certain number of points on the surface of the bounding boxes and derive the minimum distance between the grasp pose and these points. If the minimum distance is greater than the predefined threshold, the grasp pose is considered valid. The criterion is shown as Eq.(5).

$$\min\{dist(G.T, BP_0), dist(G.T, BP_1), dist(G.T, BP_2), \dots, dist(G.T, BP_n)\} > TH_2 \quad (5)$$

where  $dist$  represents the Euclidean distance,  $G.T \in \mathbb{R}^{3 \times 1}$  indicates the location of grasp pose,  $BP \in \mathbb{R}^{1 \times 3}$  denotes a point on the 3D bounding boxes, and  $n$  signifies the number of sampled points.  $TH_2$  is the threshold.

We present four fundamental criteria here for filtering out invalid grasp poses. However, additional criteria can be extracted to ensure that the generated grasp poses meet the specific requirements of the given scenario.

### C. Evaluation Metric

Leveraging the proposed grasp pose generation and filtering methods, we can obtain a dense set of feasible grasp poses. However, their performance lacks a quantifiable measure. Since our method does not rely on any grasp labels or training, some metrics previously used by other methods, such as AP, recall, and F1 score, are not applicable to our approach. To quantitatively evaluate the grasp poses generated by our method, we propose an object-level comprehensive metric to measure grasp stability. The fundamental principle of this metric is to encourage grasp points to be as close as possible to the object's center. In [3], the awareness of the center of gravity (COG) for objects was introduced to assess the stability of grasp poses. Specifically, the normalized perpendicular distance (denoted as  $d_1$ ) between gripper plane and the COG of the object is defined as the stable score. However, this metric appears to be insufficient in certain cases, as demonstrated in the left subplot of Figure 2, where  $d_1$  is zero, but the grasp appears to be unstable. We believe that this instability is due to the distance between the touch point and the COG, denoted as  $d_2$ . Therefore, we propose to incorporate both  $d_1$  and  $d_2$  to comprehensively evaluate the stability of grasps poses. The right subplot of Figure 2 illustrates a grasp pose's  $d_1$  and  $d_2$ . Eq.(6) demonstrates the proposed evaluation metric.

$$M = \alpha \left[ 1 - \frac{d_1}{l_{diag}/2} \right] + (1 - \alpha) \left[ 1 - \frac{d_2}{l_{diag}/2} \right] \quad (6)$$

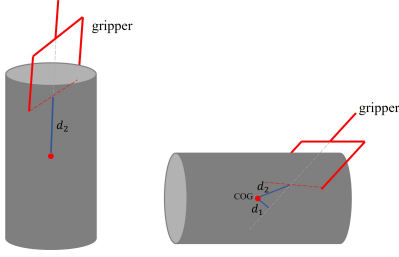


Fig. 2. The illustration of the novel stability metric.

where  $\alpha$  is a weight coefficient,  $l_{diag}$  denotes the length of the diagonal of the 3D bounding box of the object. It is utilized to normalize  $d_1$  and  $d_2$  to the range  $[0, 1]$ .  $d_1$  and  $d_2$  are also derived using the 3D bounding box. Specifically, we consider the center of the 3D bounding box as the COG and then compute  $d_1$  and  $d_2$ .

---

**Algorithm 2** Generate grasp poses for a scene

---

**Require:** Trained RCV;  $img, PC \in \mathbb{R}^{n \times 3}$  and  $rgb \in \mathbb{R}^{n \times 3}$  of the scene, empty buffer  $\mathbf{G}$ .

- 1:
  - 2: **boxes, labels, confs, obj\_pcs** = RCV( $img, PC, rgb$ )
  - 3: // **obj\_pcs** is a set of segmented points for each objects.
  - 4: **for**  $i \leftarrow 0$  to  $\text{len}(\mathbf{boxes})-1$  **do**
  - 5: Use **labels[i]** to retrieve the corresponding grasping pose generation algorithm, denoted as **GA**.
  - 6:  $g, W, D = \mathbf{GA}(\mathbf{boxes}[i], \mathbf{obj\_pcs}[i])$
  - 7: Filter  $g, W, D$  using Eq.(2)-(5).
  - 8: Utilize Eq.(6) to measure the grasp poses, and obtain the scores, denoted as  $s$ .
  - 9:  $s = \mathbf{confs}[i] \times s$
  - 10:  $\mathbf{G} \leftarrow \mathbf{G} \cup [g, W, D, s]$
  - 11: **end for**
  - 12: **return**  $\mathbf{G}$
- 

#### D. Generate Grasp Poses for A Scene

In this section, we present a comprehensive algorithm for generating grasp poses in a given scene by integrating the previously mentioned grasp pose generation algorithms, filtering metrics, and evaluation metrics. The process begins by utilizing a pre-trained 3D detection model, RCV, to detect objects in the scene, which provides the 3D bounding boxes, labels, confidences, and point clouds for each detected object. Next, we retrieve the corresponding grasp pose generation algorithm based on the label to generate dense grasp poses for each object. These grasp poses then undergo filtering using Eq.(2)-(5) to eliminate invalid poses. Subsequently, the proposed evaluation metrics are applied to assess the grasp poses. To account for the impact of the 3D bounding box's quality on the grasp pose, we multiply the obtained scores by the confidence associated with each 3D bounding box. This adjusted score serves as the final evaluation score for each grasp pose. **Algorithm 2** illustrates the process of generating grasp poses for a given scene.

## VI. EXPERIMENTS

### A. Generating Dense Grasp Poses for 1,000 Scenes

Our proposed method enables object grasping without the need for any grasp training, which holds significant value in the diverse and dynamic scenarios of robotic grasping. Our method not only facilitates the rapid deployment of robotic grasping but also eliminates the need for laborious annotation of 6D grasp poses. To validate the effectiveness of our approach, we generate dense grasp poses for all objects in the 1000 scenes established in Section IV, utilizing **Algorithm 2**. In this dataset, there are 18 types of objects. We category these 18 types into 7 shape categories, each corresponding to a specific grasp pose generation algorithm, as shown in the Supplementary Materials (Table III). The last row of Figure 3 shows some generated grasp poses.

However, our method cannot guarantee that all generated grasp poses are feasible. Certain conditions can render grasp poses invalid, primarily including (1) poor quality of the generated 3D bounding boxes and (2) generated grasp poses being too close to nearby objects. We believe that the performance can be further improved, for example, by annotating more 2D labels for the 3D detector or implementing additional filtering metrics. Figure 3 showcases some scenes with the grasp poses, including multiple objects, and occluded objects.

### B. Comparing Grasping Poses

In this experiment, we compare the grasp poses generated by our method with the grasp poses detected by 6dof GraspNet [18], GraspNet [19], and AnyGrasp [3] on the 1000 desktop scenes established in the section IV. We chose to compare on this dataset because our focus is on achieving robotic grasping without any grasp-specific training, which is a departure from the majority of existing grasp research that heavily relies on training. As a result, we directly apply existing methods to new scenes without retraining, simulating a scenario where grasp training is not required. This setting ensures a certain level of fairness in comparing our method to training-based approaches. However, comparing our method with existing approaches in new scenes presents a challenge in selecting appropriate evaluation metrics. When comparing training-based methods, different models are trained on the same dataset, allowing for the output of confidence for each grasp pose on the test set, thus enabling direct comparison with annotations. However, our method cannot follow this framework. Therefore, we introduce the stability metric ( $\mathbf{M}$ ), as defined in Eq.(6), as our comparative metric. Unlike the confidence generated by neural networks, this metric evaluates the stability of grasp poses based on structural properties such as object size and shape. As a result, it can be applied to measure grasp poses generated by any method.

Our method directly generates grasp poses for each object in the scene and evaluates the stability of each grasp pose using the 3D bounding box of the object. However, other three methods cannot directly compute this value because the grasp poses generated by them are not classified, meaning it is not known which object each grasp pose corresponds to. Therefore, we manually perform statistics on the generated

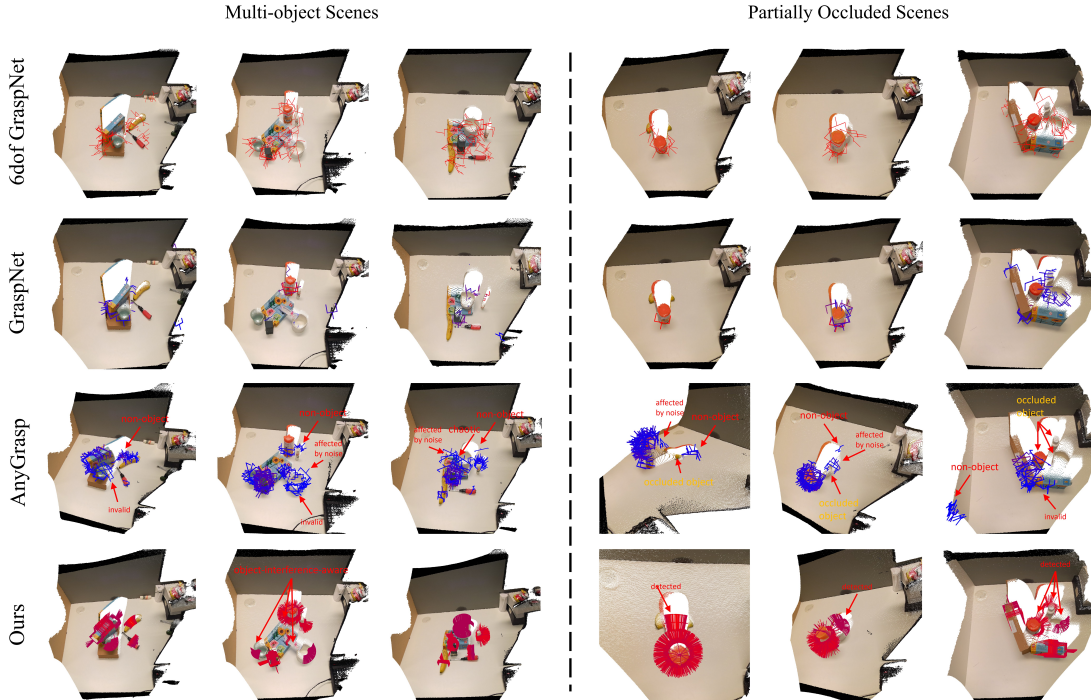


Fig. 3. The comparison of our method and other methods on multiple objects and partially occluded objects.

grasp poses and combined them with the 3D bounding boxes generated by our method to calculate the stability of the grasp poses. Specifically, we generate 100 grasp poses in each scene and then select up to three objects as statistical objects. For the selected objects, we rank the top five grasp poses and calculate the stability metric  $\mathbf{M}$ . Then, we multiply  $\mathbf{M}$  by a binary coefficient, denoted as  $\beta$ , where  $\beta$  is set to 1 if the grasp pose is determined by the human to successfully grasp the object, and 0 otherwise. Finally, we calculate the mean value as the stability metric. Similarly, in our method, we select the same object in the same scene and utilize the same methodology to calculate the stability metric for the grasp poses.

Table I presents the grasp stability average values of our method, 6dof GraspNet, GraspNet, and AnyGrasp for 110 objects in 60 randomly selected scenes, including single objects, multi-objects, occluded objects. Please refer to Table II in the Supplementary Materials, where we have provided all the scenarios and detailed statistical data. The data demonstrate the grasp poses generated by our method exhibit significantly higher stability compared to other methods. 6dof GraspNet and GraspNet perform very poorly. We observe that AnyGrasp performs better in single-object scenes compared to multi-object scenes, possibly because it is more susceptible to interference from surrounding objects in multi-object scenarios. In occluded scenes, AnyGrasp struggles to generate effective grasp poses for occluded objects, indicating its inability to handle occlusion. On the other hand, our method consistently demonstrates excellent performance across single-object, multi-object, and occluded scenarios.

To provide a visual comparison, we visualize 6 scenes in Figure 3. To facilitate viewing, we reduce the number of grasp poses generated by our method. The grasp poses generated by

TABLE I  
STABILITY METRIC IN DIFFERENT SCENARIOS. **BOLD** IS USED TO HIGHLIGHT THE BEST RESULTS.

Methods	Single	Multi-object	Occluded	Mean
6dof GraspNet	0.069	0.126	0.037	0.077
GraspNet	0.048	0.064	0	0.037
AnyGrasp	0.412	0.362	0.086	0.287
<b>Ours</b>	<b>0.857</b>	<b>0.866</b>	<b>0.846</b>	<b>0.856</b>

our method demonstrate higher consistency and performance. More scenes can be accessed in the Supplementary Materials (Figure 9).

### C. Goal-oriented Grasping for A Scene

In this section, we deploy GoalGrasp onto a real robot to accomplish the task of grasping user-specified targets. Specifically, the robot utilizes a depth sensor to capture scene data, and GoalGrasp is employed to generate grasp poses for each target. Upon receiving a grasping target instruction from the user, the robot executes the corresponding grasp for the specified target. In our experiments, we utilize an Ufactory xArm7 and a xArm Gripper as the robot platform, along with a Microsoft Azure Kinect DK as the depth sensor. A computer equipped with an NVIDIA 3090 GPU is used to run the system.

We do not conduct experiments comparing other three methods with our method in this experimental setup because they cannot achieve target-orientated grasping, meaning it cannot complete the task of grasping user-specified objects. This target-orientated grasping is the focus of our work. Indeed, there are other studies on target-orientated robot grasping, but we also do not compare them with our method for the




Fig. 4. User-specified grasping experiments, in which the object is determined by the user.

following reasons: (1) these studies mainly focus on top-down 3D grasping rather than 6D grasping, and (2) they do not demonstrate strong generalization capabilities to new scenes, making it difficult to guarantee their performance in novel scenarios.

GoalGrasp can operate in two modes: (1) First, it generates grasp poses for all objects in the scene and then waits for instructions. Once the instruction is received, the robot performs the grasping. After completing the grasp, it goes back to the waiting state for further instructions. This mode avoids the need to detect grasp poses for the target upon receiving an instruction, reducing the user’s waiting time. However, the initial process of generating grasp poses for all objects in the scene can be time-consuming (about 1s). (2) The robot waits for the user’s instruction. Upon receiving the instruction, it only detects the grasp poses for the target in the scene and performs the grasp. After completing the grasp, it goes back to the waiting for further instructions. This mode distributes the detection time across each grasping operation and can handle cases where object positions change. Table II presents the detection times for both modes. We select a scene with four objects for testing purposes. AnyGrasp performs four grasp detections, and after each detection, a human manually removes the corresponding target object. For GoalGrasp, we specify the grasping targets in the same order and conduct grasping trials, recording the time taken for detection in both two modes. Our method demonstrated a time for grasp detection approximately 50% of that of AnyGrasp, indicating excellent real-time performance.

In our experiments, we conduct 500 grasping trials in both single-object and multi-object scenes (with a maximum of 8 objects), and the robot achieved a success rate of 94%. Here, we define the success rate as the ratio of successful grasps to the total number of grasping attempts. Our method demonstrates a high success rate, which validates the effectiveness of our approach. Figure 4 illustrates the process of GoalGrasp generating a grasp pose for each object in the scene and the subsequent execution of the robot’s grasping action based on user instructions. More experiments can be accessed in the Supplementary Materials (Figure 10). Additional experiment videos are available in here. This is an anonymous link.

TABLE II  
THE DETECTION TIME OF SINGLE GRASPING TRIAL. DUE TO THE LIMITATIONS OF ANYGRASP IN ACHIEVING USER-SPECIFIED GRASPING, WE ONLY TEST THE DETECTION TIME BUT NOT EXECUTE THE GRASPING.

Methods	Modes	Single detection (s)				Mean
		1	2	3	4	
AnyGrasp	Mode 2	0.509	0.468	0.466	0.475	0.480
GoalGrasp	Mode 1	1.030	<b>0</b>	<b>0</b>	<b>0</b>	0.258
	Mode 2	<b>0.204</b>	0.198	0.201	0.209	<b>0.203</b>

#### D. Grasping Partially Occluded Objects

In this experiment, we validate that GoalGrasp can successfully grasp the target even when it is partially occluded (approximately 50%). To the best of our knowledge, existing research has not achieved reliable grasping of target objects in partially occluded scenes. However, for home-service robots, this ability is essential. We employ the same setup as the previous experiment to evaluate this capability. Experimentally, we perform 100 grasping trials on occluded objects and achieve a grasp success rate of 92% with the robot. Our method demonstrates high success rates in both single-object, multi-object, and partially occluded scenes, which indicates the robustness across different scenes. Figure 5 showcases one scene of the robot executing grasping tasks, providing perspectives from both the robot’s perspective and a third-party viewpoint. More experiments can be accessed in the Supplementary Materials (Figure 11). The experiment videos are available in here. This is an anonymous link.

## VII. DISCUSSIONS AND FUTURE WORK

### A. New Objects

We demonstrate grasp pose generation algorithms for 18 objects belonging to 7 different shapes, without relying on any grasp-specific training. Although the number of included object categories is limited, our method can be applied to new objects, scenes, and sensors. By following the same technical pipeline of data collection, annotating 2D bounding boxes, training 2D detectors, and designing grasp pose generation algorithms based on prior knowledge, we can adapt our method to new scenarios.

### B. Advantages and Limitations

Our approach has two main advantages compared to existing methods. Firstly, it is capable of grasping user-specified targets, which requires our method to detect grasp poses with specific categories. This is challenging to achieve with current methods. Secondly, our approach addresses the issue of partial occlusion, as we have observed that existing methods struggle to detect effective grasp poses when the target object is partially occluded. One limitation of our method is that for new targets, manual annotation of 2D bounding boxes is required, along with the redesign of the grasp pose generation method if the new item does not belong to existing categories.

In the future, we plan to expand the collection of objects that can be grasped by incorporating more items. Additionally, we will integrate obstacle avoidance algorithms into the robotic system to further enhance the performance of grasping.



Fig. 5. User-specified grasping experiments in partially occluded scenarios.

## REFERENCES

- [1] K. Xu, S. Zhao, Z. Zhou, Z. Li, H. Pi, Y. Zhu, Y. Wang, and R. Xiong, "A joint modeling of vision-language-action for target-oriented grasping in clutter," *arXiv preprint arXiv:2302.12610*, 2023.
- [2] M. Tröbinger, C. Jähne, Z. Qu, J. Elsner, A. Reindl, S. Getz, T. Goll, B. Loinger, T. Loibl, C. Kugler *et al.*, "Introducing garmi-a service robotics platform to support the elderly at home: Design philosophy, system overview and first results," *IEEE Robotics and Automation Letters*, vol. 6, no. 3, pp. 5857–5864, 2021.
- [3] H.-S. Fang, C. Wang, H. Fang, M. Gou, J. Liu, H. Yan, W. Liu, Y. Xie, and C. Lu, "Anygrasp: Robust and efficient grasp perception in spatial and temporal domains," *IEEE Transactions on Robotics*, vol. 39, no. 5, pp. 3929–3945, 2023.
- [4] X. Chen, J. Yang, Z. He, H. Yang, Q. Zhao, and Y. Shi, "Qwengrasp: A usage of large vision language model for target-oriented grasping," *arXiv preprint arXiv:2309.16426*, 2023.
- [5] X. Liu, X. Yuan, Q. Zhu, Y. Wang, M. Feng, J. Zhou, and Z. Zhou, "A depth adaptive feature extraction and dense prediction network for 6-d pose estimation in robotic grasping," *IEEE Transactions on Industrial Informatics*, 2023.
- [6] A. Cordeiro, L. F. Rocha, C. Costa, P. Costa, and M. F. Silva, "Bin picking approaches based on deep learning techniques: A state-of-the-art survey," in *2022 IEEE International Conference on Autonomous Robot Systems and Competitions (ICARSC)*. IEEE, 2022, pp. 110–117.
- [7] K. Chen, R. Cao, S. James, Y. Li, Y.-H. Liu, P. Abbeel, and Q. Dou, "Sim-to-real 6d object pose estimation via iterative self-training for robotic bin picking," in *European Conference on Computer Vision*. Springer, 2022, pp. 533–550.
- [8] X. Deng, Y. Xiang, A. Mousavian, C. Eppner, T. Bretl, and D. Fox, "Self-supervised 6d object pose estimation for robot manipulation," in *2020 IEEE International Conference on Robotics and Automation (ICRA)*. IEEE, 2020, pp. 3665–3671.
- [9] A. Murali, A. Mousavian, C. Eppner, C. Paxton, and D. Fox, "6-dof grasping for target-driven object manipulation in clutter," in *2020 IEEE International Conference on Robotics and Automation (ICRA)*. IEEE, 2020, pp. 6232–6238.
- [10] Z. Liu, Z. Wang, S. Huang, J. Zhou, and J. Lu, "Ge-grasp: Efficient target-oriented grasping in dense clutter," in *2022 IEEE/RSJ International Conference on Intelligent Robots and Systems (IROS)*. IEEE, 2022, pp. 1388–1395.
- [11] C. Xie, Y. Xiang, A. Mousavian, and D. Fox, "The best of both modes: Separately leveraging rgb and depth for unseen object instance segmentation," in *Conference on robot learning*. PMLR, 2020, pp. 1369–1378.
- [12] H. Yu, X. Lou, Y. Yang, and C. Choi, "Iosg: Image-driven object searching and grasping," *arXiv preprint arXiv:2308.05821*, 2023.
- [13] S. Gui and Y. Luximon, "Recursive cross-view: Use only 2d detectors to achieve 3d object detection without 3d annotations," *IEEE Robotics and Automation Letters*, vol. 8, no. 10, pp. 6659–6666, 2023.
- [14] S. Levine, P. Pastor, A. Krizhevsky, J. Ibarz, and D. Quillen, "Learning hand-eye coordination for robotic grasping with deep learning and large-scale data collection," *The International journal of robotics research*, vol. 37, no. 4-5, pp. 421–436, 2018.
- [15] M. Sundermeyer, A. Mousavian, R. Triebel, and D. Fox, "Contact-graspnet: Efficient 6-dof grasp generation in cluttered scenes," in *2021 IEEE International Conference on Robotics and Automation (ICRA)*. IEEE, 2021, pp. 13 438–13 444.
- [16] B. Zhao, H. Zhang, X. Lan, H. Wang, Z. Tian, and N. Zheng, "Regnet: Region-based grasp network for end-to-end grasp detection in point clouds," in *2021 IEEE International Conference on Robotics and Automation (ICRA)*. IEEE, 2021, pp. 13 474–13 480.
- [17] J. Mahler, J. Liang, S. Niyaz, M. Laskey, R. Doan, X. Liu, J. A. Ojea, and K. Goldberg, "Dex-net 2.0: Deep learning to plan robust grasps with synthetic point clouds and analytic grasp metrics," *arXiv preprint arXiv:1703.09312*, 2017.
- [18] A. Mousavian, C. Eppner, and D. Fox, "6-dof graspnet: Variational grasp generation for object manipulation," in *Proceedings of the IEEE/CVF International Conference on Computer Vision*, 2019, pp. 2901–2910.
- [19] H.-S. Fang, C. Wang, M. Gou, and C. Lu, "Graspnet-1billion: A large-scale benchmark for general object grasping," in *Proceedings of the IEEE/CVF conference on computer vision and pattern recognition*, 2020, pp. 11 444–11 453.
- [20] M. Sun and Y. Gao, "Gater: Learning grasp-action-target embeddings and relations for task-specific grasping," *IEEE Robotics and Automation Letters*, vol. 7, no. 1, pp. 618–625, 2021.
- [21] T. Li, J. An, K. Yang, G. Chen, and Y. Wang, "An efficient network for target-oriented robot grasping pose generation in clutter," in *2022 IEEE 17th Conference on Industrial Electronics and Applications (ICIEA)*. IEEE, 2022, pp. 967–972.
- [22] G. Du, K. Wang, S. Lian, and K. Zhao, "Vision-based robotic grasping from object localization, object pose estimation to grasp estimation for parallel grippers: a review," *Artificial Intelligence Review*, vol. 54, no. 3, pp. 1677–1734, 2021.
- [23] H. Cao, L. Dirnberger, D. Bernardini, C. Piazza, and M. Caccamo, "6impose: bridging the reality gap in 6d pose estimation for robotic grasping," *Frontiers in Robotics and AI*, vol. 10, p. 1176492, 2023.
- [24] H. Zhang, Z. Liang, C. Li, H. Zhong, L. Liu, C. Zhao, Y. Wang, and Q. J. Wu, "A practical robotic grasping method by using 6-d pose estimation with protective correction," *IEEE Transactions on Industrial Electronics*, vol. 69, no. 4, pp. 3876–3886, 2021.
- [25] J. Jiang, Z. He, X. Zhao, S. Zhang, C. Wu, and Y. Wang, "Reg-net: Improving 6dof object pose estimation with 2d keypoint long-short-range-aware registration," *IEEE Transactions on Industrial Informatics*, vol. 19, no. 1, pp. 328–338, 2022.
- [26] Y. Hu, P. Fua, W. Wang, and M. Salzmann, "Single-stage 6d object pose estimation," in *Proceedings of the IEEE/CVF conference on computer vision and pattern recognition*, 2020, pp. 2930–2939.
- [27] I. Lenz, H. Lee, and A. Saxena, "Deep learning for detecting robotic grasps," *The International Journal of Robotics Research*, vol. 34, no. 4-5, pp. 705–724, 2015.