

---

# EVALUATING EYE MOVEMENT BIOMETRICS IN VIRTUAL REALITY: A COMPARATIVE ANALYSIS OF VR HEADSET AND HIGH-END EYE-TRACKER COLLECTED DATASET

---

A PREPRINT

**Mehedi Hasan Raju\***  
Texas State University  
601 University Drive  
San Marcos, Texas, 78640, USA  
m.raju@txstate.edu

**Dillon J. Lohr**  
Texas State University  
601 University Drive  
San Marcos, Texas, 78640, USA  
dj170@txstate.edu

**Oleg V. Komogortsev**  
Texas State University  
601 University Drive  
San Marcos, Texas, 78640, USA  
ok@txstate.edu

## ABSTRACT

Previous studies have shown that eye movement data recorded at 1000 Hz can be used to authenticate individuals. This study explores the effectiveness of eye movement-based biometrics (EMB) by utilizing data from an eye-tracking (ET)-enabled virtual reality (VR) headset (GazeBaseVR) and compares it to the performance using data from a high-end eye tracker (GazeBase) that has been downsampled to 250 Hz. The research also aims to assess the biometric potential of both binocular and monocular eye movement data. GazeBaseVR dataset achieves an equal error rate (EER) of 1.67% and a false rejection rate (FRR) at  $10^{-4}$  false acceptance rate (FAR) of 22.73% in a binocular configuration. This study underscores the biometric viability of data obtained from eye-tracking-enabled VR headset.

**Keywords** eye movement, biometric, virtual-reality, authentication

## 1 Introduction

We recognize that personal identity is not just defined by visible biological markers such as facial features, fingerprints, and iris configurations, as widely noted in biometric research [Jain et al., 2007, Council et al., 2010], but also by subtle behavioral traits, including handwriting, vocal patterns, and eye movements.

For the last couple of decades, there has been an increasing curiosity in using eye movements for biometric analysis [Kasprowski and Ober, 2004, Abdelwahab and Landwehr, 2022]. Distinctive and complex eye movement patterns offer a range of benefits for biometric systems, including user identification [Schröder et al., 2020, Rigas and Komogortsev, 2017, Jäger et al., 2020, Makowski et al., 2021] and authentication [Lohr and Komogortsev, 2022, Lohr et al., 2020a,b, 2022, Raju et al., 2024a]. These patterns provide high specificity in individual recognition [Bargary et al., 2017] and are useful in detecting various disorders [Nilsson Benfatto et al., 2016, Billeci et al., 2017]. Additionally, eye movements can predict demographic attributes like gender [Sargezeh et al., 2019, Al Zaidawi et al., 2020], and offer security features such as resistance to impersonation [Eberz et al., 2015, Komogortsev et al., 2015] and capabilities for liveness detection [Rigas and Komogortsev, 2015, Raju et al., 2022].

This study uses the latest technology in Eye-Tracking-enabled Virtual Reality (ET-enabled VR) headsets. It aims to understand the complexities of personal identity by analyzing eye movement patterns. This field is noted for its intricacies and significant potential in biometric authentication. Our research is navigated through data characteristically noisy, inherent to ET-enabled VR headsets.

In this report, we will evaluate the efficacy of EMB authentication through data obtained from an ET-enabled VR headset, operating at a sampling rate of 250 Hz. We will be using a monocular eye movement as primary data to work

---

\*corresponding author

with. We will compare the biometric performance between binocular and monocular studies. We will also compare the biometric performance between the ET-enabled VR-collected dataset and a high-end eye-tracker collected dataset.

## 2 Prior Work

The pioneering work of Kasproski and Ober in 2004 introduced the use of eye movements as a biometric modality for authenticating individuals, marking a significant advancement in the field [Kasproski and Ober, 2004]. This development triggered a wave of research into eye movement biometrics, as detailed in various studies [Brasil et al., 2020, Zhang and Mou, 2015, Zhang and Juhola, 2016], focusing on advancing state-of-the-art methodologies for user authentication based on eye movements.

Present studies in biometric authentication frequently center on eye movement data [Makowski et al., 2021, Lohr and Komogortsev, 2022, Lohr et al., 2020a,b, 2022, Jäger et al., 2020], with these movements demonstrating resistance to imitation or spoofing [Rigas and Komogortsev, 2015, Raju et al., 2022, Komogortsev et al., 2015]. The use of machine learning, especially deep learning, has increased within the field of eye movement biometrics. This includes two prevalent strategies: one that processes pre-extracted features [Lohr et al., 2020a, George and Routray, 2016] and another that derives embeddings directly from the raw eye-tracking data [Jia et al., 2018, Lohr et al., 2022, Jäger et al., 2020, Makowski et al., 2021, Abdelwahab and Landwehr, 2022, Lohr and Komogortsev, 2022].

In recent years much research has been conducted demonstrating eye movement biometrics in virtual reality [Lohr et al., 2018, 2020c, 2023a]. Our goal is to expand this research to data acquired through an ET-enabled VR headset, operating at a 250 Hz sampling rate and known for its higher noise levels in data capture, in comparison to an eye-tracker like the EyeLink 1000.

## 3 Methodology

Fig. 1 presents the block diagram of the methodology. The process begins with raw data, followed by a series of data preprocessing steps to remove inconsistencies. Finally, the processed data is fed into the Eye Know You Too (EKYT) model [Lohr and Komogortsev, 2022], which generates embeddings—a numerical representation that can be used in eye-movement-based biometric authentication [Lohr and Komogortsev, 2022, Raju et al., 2024a,b]. We are utilizing the EKYT network architecture, training procedure, and evaluation methodology, which, to our knowledge, represents the state-of-the-art (SOTA) in publicly available, end-to-end, machine learning-driven architectures. We direct readers to [Lohr and Komogortsev, 2022] for more comprehensive methodological details.

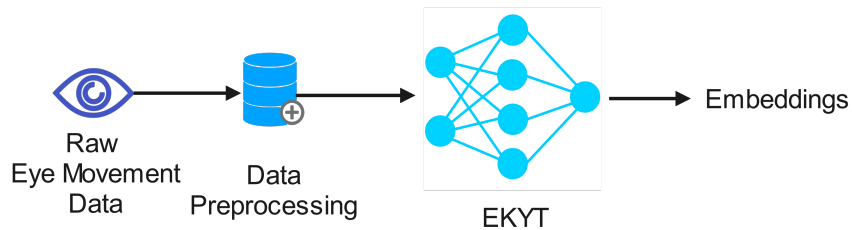


Figure 1: Simple block diagram of the methodology.

### 3.1 Dataset

The primary dataset is GazeBaseVR (GBVR) [Lohr et al., 2023b], collected with an ET-enabled VR headset. It includes 5020 binocular recordings from a diverse population of 407 college-aged subjects. The data was collected over 26 months in three rounds (Round 1 to Round 3). All the eye movements were recorded at 250 Hz sampling rate. Each recording captures both horizontal and vertical movements of both eyes in degrees of visual angle (dva). Each participant completed a series of five eye movement tasks: vergence (VRG), horizontal smooth pursuit (PUR), reading (TEX), video-viewing (VD), and a random saccade task (RAN). For the GBVR dataset, the term “short-term” refers to the data collected in Round 1 with approximately 20-minute intervals between sessions, and the term “long-term” refers to the data collected in Round 3, which was obtained with approximately 26-month intervals from Round 1. More details about the dataset and how data were collected are available in [Lohr et al., 2023b].

The compared dataset, we used in this study is the publicly available GazeBase (GB) dataset [Griffith et al., 2021]. Eye movement recordings of this dataset are collected with a high-end eye-tracker, EyeLink 1000 at a sampling rate

of 1000 Hz. It includes 12,334 monocular recordings (left eye only) from 322 college-aged subjects. The data was collected over three years in nine rounds (Round 1 to Round 9). Each recording captures both horizontal and vertical movements of the left eye in dva. Participants completed seven eye movement tasks: random saccades (RAN), reading (TEX), fixation (FXS), horizontal saccades (HSS), two video viewing tasks (VD1 and VD2), and a video-gaming task (Balura game, BLG). Each round comprised two recording sessions of the same tasks per subject, spaced by 20 minutes. For the GB dataset, the term “short-term” refers to the data collected in Round 1 with approximately 20-minute intervals between sessions, and the term “long-term” refers to the data collected in Round 6, which was obtained with approximately a year interval from Round 1. Further details about the dataset and recording procedure are available in [Griffith et al., 2021].

A direct comparison between GB and GBVR is challenging because they were collected at different sampling frequencies and differ in spatial accuracy and precision. To facilitate a fair comparison, we downsampled GB to 250Hz (termed GB-250Hz in the paper). Despite these adjustments, significant differences remain (as seen in Fig. 2)<sup>2</sup>. Readers should consider these factors when interpreting the findings presented in this paper.

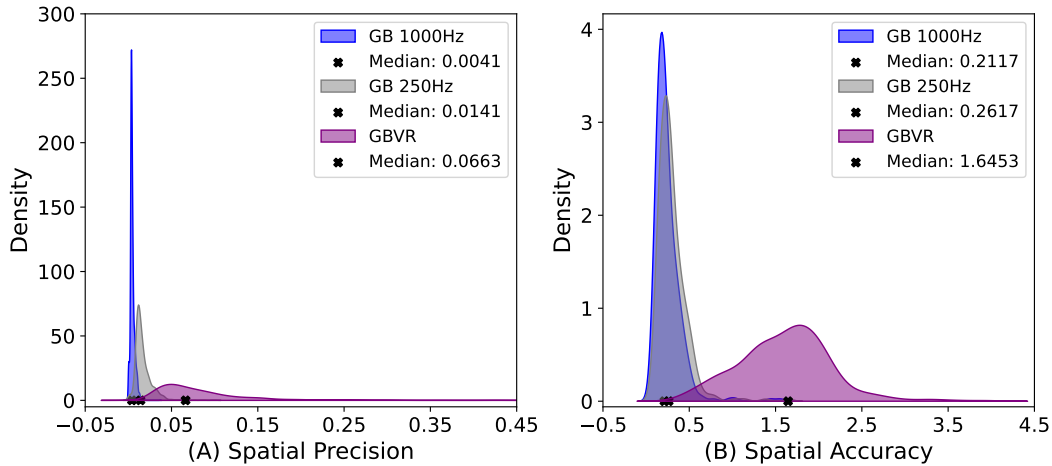


Figure 2: Comparison of Kernel Density Estimations of Spatial Precision and Accuracy Measurements across datasets: GB, GB-250Hz (downsampled), and GBVR. (A) Illustrates the distribution of spatial precision measurements highlighting their respective medians. (B) Displays the distribution of spatial accuracy, also indicating median values. The plots demonstrate the variability within each dataset and visually compare the central tendencies and distribution shapes between the datasets.

### 3.2 Data Preprocessing

GBVR dataset was collected at a sampling rate of 250 Hz. The timestamps were supposed to be 4 milliseconds (ms) apart. However, this regularity wasn’t maintained in the raw data. We applied linear interpolation to ensure consistent 4 ms intervals between timestamps. In the GB dataset, EyeLink 1000 measures horizontal gaze positions between -23.3 and +23.3 dva, and vertical positions between -18.5 and +11.7 dva. Gaze samples outside the screen dimensions were also set to Not a number (NaN). We processed the raw eye movement signals to create two velocity channels<sup>3</sup>, horizontal and vertical, employing the Savitzky-Golay filter [Savitzky and Golay, 1964] with a window size of 7 and an order of 2 [Friedman et al., 2017]. Velocity values were clamped between  $\pm 1000^\circ/\text{s}$  to reduce the impact of noise on the data. This method effectively smooths the input data for further analysis. Subsequently, we applied a rolling window technique to segment the recordings into non-overlapping 5-second windows, each containing 1250 samples for the GBVR dataset and 5000 samples for the GB dataset. For a comprehensive evaluation, these 5-second segments were aggregated into larger 45-second segment, with nine of these shorter segments forming each 45-second segment.

<sup>2</sup>Spatial precision and accuracy were calculated using the approach suggested in [Lohr et al., 2019].

<sup>3</sup>For the GBVR monocular study, we utilized data from the left eye movements whereas, in the binocular study, data from both the left and right eyes were used, expanding the input samples to four channels: left-horizontal and left-vertical velocity, and right-horizontal and right-vertical velocity

### 3.3 Eye Know You Too network Architecture

We have employed the Eye Know You Too (EKYT) network, a DenseNet-based architecture for eye-movement-based biometric authentication, as detailed in [Lohr and Komogortsev, 2022]. This network achieves exceptional performance with high-quality GazeBase dataset, reaching a 0.58% Equal Error Rate (EER) during reading-based authentication using 60 seconds of eye movement data. EKYT features eight convolutional layers, with each layer’s feature maps concatenated with those from preceding layers, enhancing feature extraction. The network then flattens these maps, and processes them through a global average pooling layer and a fully connected layer, resulting in a 128-dimensional embedding. For further details on EKYT’s architecture, refer to [Lohr and Komogortsev, 2022].

#### 3.3.1 Dataset Split

For the GBVR dataset, our training methodology for the model utilized data from the first three rounds of GBVR dataset. Round 1 included 407 subjects, while Round 3 involved 50 participants. Notably, the 50 subjects from Round 3 were originally part of the Round 1 subjects. To ensure the robustness of our validation process, we isolated the data from these 50 individuals from both Round 1 and Round 3, treating it as a held-out dataset. This data was not utilized in either the training or the validation phases.

For the GB dataset, the model was trained using data from Rounds 1-5, excluding the BLG task. Round 1 included 322 subjects, and Round 6 included 59 subjects, all of whom were also part of the Round 1. The data from these 59 subjects across both rounds were set aside as a held-out dataset and were not utilized in the model’s training or validation processes.

For the cross-validation process, we divided the remaining pool of participants into four distinct, non-overlapping folds. This division aimed at achieving a balanced distribution of participants and their corresponding recordings across all folds. Each fold comprised unique classes, ensuring no overlap in data. The specifics of our fold assignment strategy, which plays a crucial role in the reliability of our cross-validation, are thoroughly detailed in [Lohr et al., 2022].

#### 3.3.2 Training Procedure and Evaluation

We trained four distinct models, each employing one unique validation set (a held-out fold) and the remaining three folds as the training set. We utilized the Adam optimizer [Kingma and Ba, 2014] and PyTorch’s OneCycleLR [Smith and Topin, 2019] with cosine annealing for managing the learning rate. The training was based on the multi-similarity loss (MS) [Wang et al., 2019], using default hyperparameters as recommended by EKYT. Each model was trained using input samples that featured two channels (horizontal and vertical velocity) over 1250 time steps; for the GazeBase dataset, this was extended to 5,000 time steps. Training spanned 100 epochs, starting with a learning rate of  $10^{-4}$ , which peaked at  $10^{-2}$  by the 30th epoch, before gradually decreasing to  $10^{-7}$  over the subsequent 70 epochs. The batch size was fixed at 64 samples, divided into 8 classes per batch, with each class containing 8 samples. Biometric performance was evaluated over two distinct periods: short-term and long-term. Four models trained with 4-fold cross-validation generated 128-dimensional embeddings per window, concatenated into 512-dimensional embeddings, combining the models into an ensemble model.

All models were trained on a workstation equipped with an NVIDIA RTX A6000 GPU, an AMD Ryzen Threadripper PRO 5975WX with 32 cores, and 48 GB of RAM. The system ran an Anaconda environment with Python 3.7.11, PyTorch 1.10.0, Torchvision 0.11.0, Torchaudio 0.10.0, Cudatoolkit 11.3.1, and Pytorch Metric Learning (PML) [Musgrave et al., 2020] version 0.9.99.

### 3.4 Performance Metrics

We assessed our model using three metrics:

- Equal Error Rate (EER) is the point on a Receiver Operating Characteristic (ROC) curve where the rates of false acceptance (FAR) and false rejection (FRR) are equal [Rigas and Komogortsev, 2015]. Lower EER signifies better system performance.
- Decidability index (d-prime) is a measure of the separation between genuine and imposter similarity distributions [Daugman, 2000]. A larger d-prime indicates a clearer distinction between the genuine and imposter groups, suggesting better performance
- False Rejection Rate (FRR) [Conrad et al., 2015] is at which authorized users are mistakenly rejected. A low FRR is desirable, but it should be balanced against False Acceptance Rate (FAR). In this study we have used FRR at FAR of  $10^{-4}$ , aiming to stay below 5% suggested by FIDO standards [Schuckers et al.].

## 4 Results

Table 1: Biometric performance of GBVR (monocular study) dataset in short-term and long-term evaluation for all the tasks. Arrows indicate whether a larger or smaller value is better.

Round	Task	EER (%) ↓	d-prime ↑	FRR @ $10^{-4}$ FAR ( $\pm$ STD) % ↓
Short-term (Round-1)	TEX	2.01	3.50	18.04 (0.99)
	RAN	3.39	3.09	78.34 (11.07)
	PUR	7.57	2.60	93.74 (4.22)
	VD	8.31	2.72	81.52 (5.28)
	VRG	13.33	2.24	91.66 (0.19)
Long-term (Round-3)	TEX	11.75	2.40	73.17 (0.70)
	RAN	18.33	1.82	89.53 (1.46)
	PUR	25.00	1.29	94.89 (0.44)
	VD	20.00	1.65	94.72 (0.94)
	VRG	30.00	1.03	96.54 (0.46)

Table 1 presents the results on the GBVR dataset. It provides biometric performance on the GBVR dataset (monocular) in short-term and long-term evaluations for all the tasks. The performance metrics used were EER, d-prime, and FRR @  $10^{-4}$  FAR. In the short-term, the TEX task has the lowest EER (2.01%), the highest d-prime (3.50), and the lowest FRR @  $10^{-4}$  FAR of 18.04% which is the best-performing result on GBVR dataset. For the long-term evaluation, all the performance metrics are worse than the R1 reading task. The detailed results on the GBVR dataset are given in Table 1.

Table 2: Comparison of biometric performance for GBVR to GB and GB-250Hz. Arrows indicate whether a larger or smaller value is better. Performance from the reading task (TEX) has been stated here.

Metrics →		EER (%) ↓	d-prime ↑	FRR @ $10^{-4}$ FAR ( $\pm$ STD) % ↓
Short Term (R1)	GBVR (Monocular)	2.01	3.50	18.04 (0.99)
	GBVR (Binocular)	1.67	3.73	22.73 (2.41)
	GB-250Hz	4.50	3.64	11.67 (0.83)
	GB	0.41	4.88	5.07 (0.16)
Long Term (GBVR: R3 and GB: R6)	GBVR (Monocular)	11.75	2.40	73.17 (0.70)
	GBVR (Binocular)	10.25	2.58	89.05 (8.73)
	GB-250Hz	10.17	2.68	64.19 (0.93)
	GB	5.08	3.76	23.58 (0.56)

In Table 2, we have compared the biometric performance of the GBVR dataset in monocular and binocular settings with GB and GB-250Hz datasets. Performance from the reading task is mentioned in the table because of two main reasons: 1) Aligning with established practices in previous EMB research where the TEX task is used for comparison and 2) TEX shows the better result in Table 1.

In the short-term evaluation, GB demonstrates superior performance across all assessed metrics as expected. Specifically, it records an EER of 0.41%, a d-prime of 4.88, and an FRR at a FAR of  $10^{-4}$  is 5.07%. GB-250Hz dataset exhibits an EER of 4.50%, a d-prime of 3.64, and an FRR at  $10^{-4}$  FAR of 11.67%. In a monocular setup, GBVR shows an EER of 2.01%, a d-prime of 3.50, and an FRR at  $10^{-4}$  FAR of 18.04%. Notably, the binocular study using GBVR surpasses both the monocular GBVR and GB-250Hz in terms of EER (1.67%) and d-prime (3.73).

In long-term evaluations, GB consistently maintains the best performance across metrics. It achieves an EER of 5.08%, a d-prime of 3.76, and an FRR at  $10^{-4}$  FAR of 23.58%. GB-250Hz reports an EER of 10.17%, a d-prime of 2.68, and an FRR at  $10^{-4}$  FAR of 64.19%. In the monocular study, GBVR records an EER of 11.75%, a d-prime of 2.40, and an FRR at  $10^{-4}$  FAR of 73.17%. The binocular study of GBVR achieves an EER of 10.25%, a d-prime of 2.58, and an FRR at  $10^{-4}$  FAR of 89.05%.

## 5 Discussion

### 5.1 Performance Comparison: GBVR (Monocular) vs GBVR (Binocular)

In this research, we included both monocular and binocular studies of GBVR dataset. For the GBVR monocular study, we utilized data from the left eye whereas, in the binocular study, data from both the left and right eyes were used. The

binocular study shows a lower EER than the monocular study, which indicates it is more accurate in distinguishing between genuine users and impostors—there’s a smaller chance for both false acceptances and rejections to occur at the point where their rates are equal. The d-prime, which measures the separability of genuine and impostor distributions, is also higher for the binocular study, suggesting a better separation between distributions, refer to Fig. 3. However, the FRR at  $10^{-4}$  FAR is higher for the binocular study, which implies that it is more likely to reject a genuine user. Refer to Fig. 4 for the ROC curve. This pattern is valid for both short-term and long-term evaluation.

The binocular study seems to offer better biometric performance due to a lower EER and higher d-prime both in the short term and long term, but at the cost of convenience as seen with a higher FRR, especially over the long term.

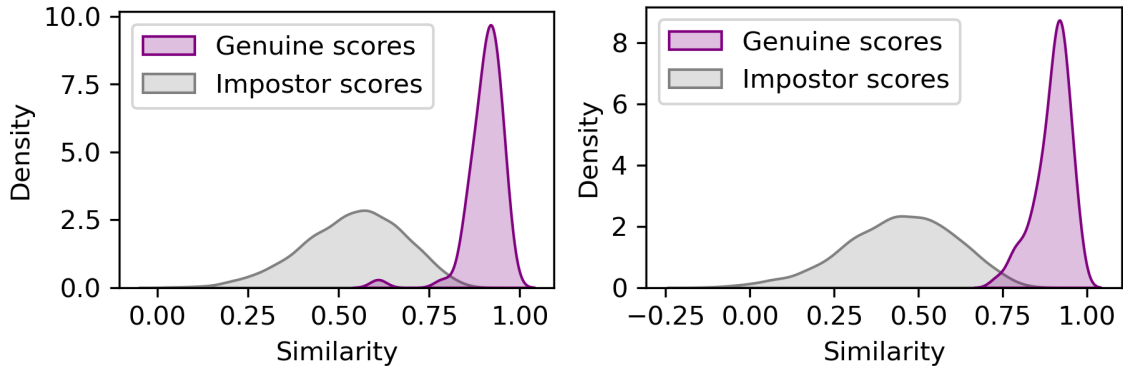


Figure 3: Similarity score distribution for GBVR monocular study (left) and binocular study (right).

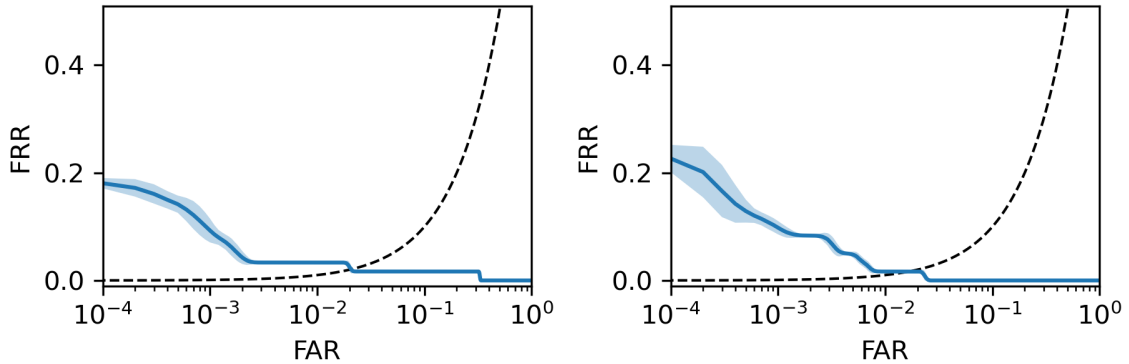


Figure 4: ROC Curve for GBVR monocular study (left) and binocular study (right).

## 5.2 Performance Comparison: GBVR (Binocular) vs GB-250Hz

The primary focus of this paper is to present EMB performance in the authentication paradigm on data collected with an ET-enabled VR headset and compare it against that of a high-end eye tracker. It is to be noted that ET-enabled VR headset data are very noisy compared to the laboratory standard eye-tracker.

Yet, we have achieved an EER of 1.67%, d-prime of 3.73, and an FRR at  $10^{-4}$  FAR is 22.73% ( $\pm 2.41$ ) for short-term evaluation. On the other hand, GB-250Hz results in an EER of 4.50%, d-prime of 3.64, and an FRR at  $10^{-4}$  FAR of 11.67% ( $\pm 0.83$ ). Refer to Fig. 6 for the ROC curve. Except for FRR, GBVR (binocular) outperforms GB-250Hz in both EER and d-prime performance metrics. Over the long term, the EER values for both analyses increased significantly, indicating that the biometric performance dropped over time. Similarity score distribution for short-term evaluation is shown in Fig. 5. GB-250Hz has slightly lower EER and higher d-prime than GBVR (binocular), suggesting it performs slightly better over the long term. Moreover, the FRR is substantially lower for GB-250Hz than for the GBVR (binocular), with less variability (lower STD), indicating that GB-250Hz has a lower possibility of rejecting genuine users over time.

In two of three performance metrics, the GBVR (Binocular) dataset outperforms the GB-250Hz dataset in short-term evaluation, proving the underlying potential of ET-enabled VR headsets' recorded eye movements as a biometric authentication method. The performance especially in short-term evaluation is quite promising.

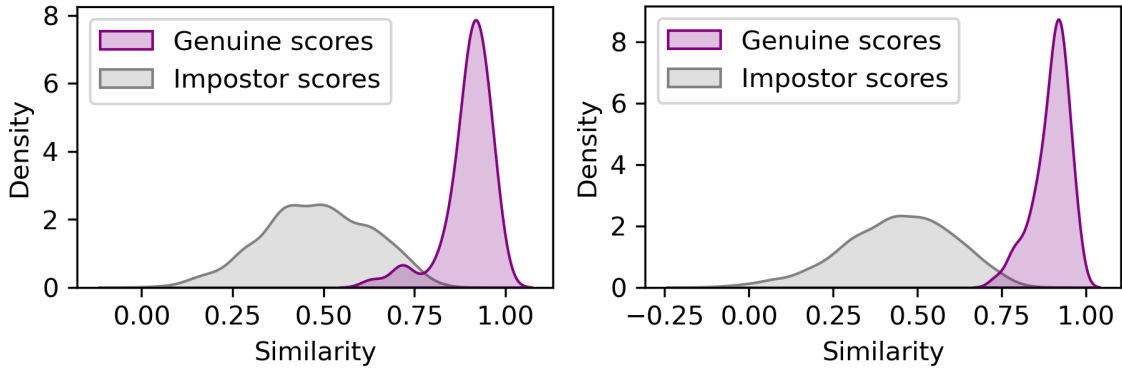


Figure 5: Similarity score distribution for GB-250Hz (left) and GBVR binocular study (right).

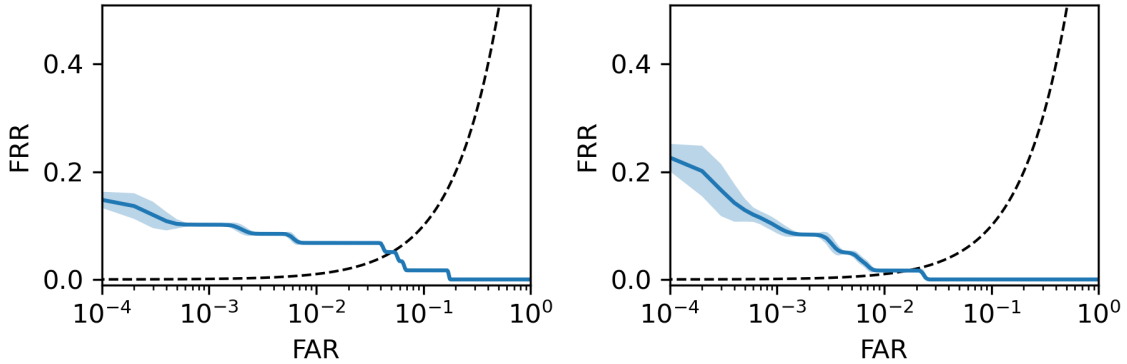


Figure 6: ROC Curve for GB-250Hz (left) and GBVR binocular study (right).

## 6 Conclusion

In conclusion, this study demonstrates that binocular eye-tracking data from a VR headset is highly effective for biometric authentication, achieving an Equal Error Rate (EER) of 1.67% and d-prime of 3.73 outperforming the biometric performance of monocular GBVR data and GB-250Hz dataset in short-term evaluation. In terms of FRR @  $10^{-4}$  FAR is 22.73% which is not the best but it shows promises. Additionally, short-term data is shown to be more reliable for biometric authentication than long-term data. These findings suggest the advantage of binocular data in VR eye-tracking environments and the potential in eye-movement-based biometric authentication systems.

## References

- Anil K Jain, Patrick Flynn, and Arun A Ross. *Handbook of biometrics*. Springer Science & Business Media, 2007.
- National Research Council, Whither Biometrics Committee, et al. *Biometric recognition: Challenges and opportunities*. 2010.
- Paweł Kasprowski and Józef Ober. Eye movements in biometrics. *Lecture Notes in Computer Science (including subseries Lecture Notes in Artificial Intelligence and Lecture Notes in Bioinformatics)*, 3087:248–258, 2004. ISSN 03029743. doi: 10.1007/978-3-540-25976-3\_23.
- Ahmed Abdelwahab and Niels Landwehr. Deep distributional sequence embeddings based on a wasserstein loss. *Neural Processing Letters*, 54(5):3749–3769, 2022.

- Christoph Schröder, Sahar Mahdie Klim Al Zaidawi, Martin HU Prinzler, Sebastian Maneth, and Gabriel Zachmann. Robustness of eye movement biometrics against varying stimuli and varying trajectory length. In *Proceedings of the 2020 CHI Conference on Human Factors in Computing Systems*, pages 1–7, 2020.
- Ioannis Rigas and Oleg V Komogortsev. Current research in eye movement biometrics: An analysis based on bioeye 2015 competition. *Image and Vision Computing*, 58:129–141, 2017.
- Lena A Jäger, Silvia Makowski, Paul Prasse, Sascha Liehr, Maximilian Seidler, and Tobias Scheffer. Deep eye-identification: Biometric identification using micro-movements of the eye. In *Machine Learning and Knowledge Discovery in Databases: European Conference, ECML PKDD 2019, Würzburg, Germany, September 16–20, 2019, Proceedings, Part II*, pages 299–314. Springer, 2020.
- Silvia Makowski, Paul Prasse, David R Reich, Daniel Krakowczyk, Lena A Jäger, and Tobias Scheffer. Deepeyedentificationlive: Oculomotoric biometric identification and presentation-attack detection using deep neural networks. *IEEE Transactions on Biometrics, Behavior, and Identity Science*, 3(4):506–518, 2021.
- Dillon Lohr and Oleg V Komogortsev. Eye know you too: Toward viable end-to-end eye movement biometrics for user authentication. *IEEE Transactions on Information Forensics and Security*, 17:3151–3164, 2022.
- Dillon Lohr, Henry Griffith, Samantha Aziz, and Oleg Komogortsev. A metric learning approach to eye movement biometrics. In *2020 IEEE International Joint Conference on Biometrics (IJCB)*, pages 1–7. IEEE, 2020a.
- Dillon J Lohr, Samantha Aziz, and Oleg Komogortsev. Eye movement biometrics using a new dataset collected in virtual reality. In *ACM Symposium on Eye Tracking Research and Applications*, ETRA '20 Adjunct, New York, NY, USA, 2020b. Association for Computing Machinery. ISBN 9781450371353. doi: 10.1145/3379157.3391420. URL <https://doi.org/10.1145/3379157.3391420>.
- Dillon Lohr, Henry Griffith, and Oleg V Komogortsev. Eye know you: Metric learning for end-to-end biometric authentication using eye movements from a longitudinal dataset. *IEEE Transactions on Biometrics, Behavior, and Identity Science*, 2022.
- Mehedi Hasan Raju, Lee Friedman, Dillon J Lohr, and Oleg Komogortsev. Signal vs noise in eye-tracking data: Biometric implications and identity information across frequencies. In *2024 Symposium on Eye Tracking Research and Applications*, ETRA '24, New York, NY, USA, 2024a. Association for Computing Machinery. doi: 10.1145/3649902.3653353. URL <https://doi.org/10.1145/3649902.3653353>.
- Gary Bargary, Jenny M. Bosten, Patrick T. Goodbourn, Adam J. Lawrance-Owen, Ruth E. Hogg, and J. D. Mollon. Individual differences in human eye movements: An oculomotor signature? *Vision Research*, 141:157–169, December 2017. ISSN 0042-6989. doi: 10.1016/j.visres.2017.03.001. URL <http://www.sciencedirect.com/science/article/pii/S0042698917300391>.
- Mattias Nilsson Benfatto, Gustaf Öqvist Seimyr, Jan Ygge, Tony Pansell, Agneta Rydberg, and Christer Jacobson. Screening for dyslexia using eye tracking during reading. *PloS one*, 11(12):e0165508, 2016.
- Lucia Billeci, Antonio Narzisi, Alessandro Tonacci, Beatrice Sbriscia-Fioretti, Luca Serasini, Francesca Fulceri, Fabio Apicella, Federico Sicca, Sara Calderoni, and Filippo Muratori. An integrated eeg and eye-tracking approach for the study of responding and initiating joint attention in autism spectrum disorders. *Scientific Reports*, 7(1):13560, 2017.
- Bahman Abdi Sargezeh, Niloofar Tavakoli, and Mohammad Reza Daliri. Gender-based eye movement differences in passive indoor picture viewing: An eye-tracking study. *Physiology & behavior*, 206:43–50, 2019.
- Sahar Mahdie Klim Al Zaidawi, Martin HU Prinzler, Christoph Schröder, Gabriel Zachmann, and Sebastian Maneth. Gender classification of prepubescent children via eye movements with reading stimuli. In *Companion Publication of the 2020 International Conference on Multimodal Interaction*, pages 1–6, 2020.
- Simon Eberz, Kasper Rasmussen, Vincent Lenders, and Ivan Martinovic. Preventing lunchtime attacks: Fighting insider threats with eye movement biometrics. In *Network and Distributed System Security (NDSS) Symposium*. Internet Society, 2015. URL <http://dx.doi.org/10.14722/ndss.2015.23203>.
- O. V. Komogortsev, A. Karpov, and C. D. Holland. Attack of mechanical replicas: Liveness detection with eye movements. *IEEE Transactions on Information Forensics and Security*, 10(4):716–725, 2015. doi: 10.1109/TIFS.2015.2405345.
- Ioannis Rigas and Oleg V. Komogortsev. Eye Movement-Driven Defense against Iris Print-Attacks. *Pattern Recogn. Lett.*, 68(P2):316–326, dec 2015. ISSN 0167-8655.
- Mehedi Hasan Raju, Dillon J Lohr, and Oleg Komogortsev. Iris print attack detection using eye movement signals. In *2022 Symposium on Eye Tracking Research and Applications*, ETRA '22, New York, NY, USA, 2022. Association for Computing Machinery. ISBN 9781450392525. doi: 10.1145/3517031.3532521. URL <https://doi.org/10.1145/3517031.3532521>.



- Antonio Ricardo Alexandre Brasil, Jefferson Oliveira Andrade, and Karin Satie Komati. Eye movements biometrics: A bibliometric analysis from 2004 to 2019. *arXiv preprint arXiv:2006.01310*, 2020.
- Yun Zhang and Xuanqin Mou. Survey on eye movement based authentication systems. In *Computer Vision: CCF Chinese Conference, CCCV 2015, Xi'an, China, September 18-20, 2015, Proceedings, Part I*, pages 144–159. Springer, 2015.
- Younging Zhang and Martti Juhola. On biometrics with eye movements. *IEEE journal of biomedical and health informatics*, 21(5):1360–1366, 2016.
- Anjith George and Aurobinda Routray. A score level fusion method for eye movement biometrics. *Pattern Recognition Letters*, 82:207–215, 2016.
- Shaohua Jia, Do Hyong Koh, Amanda Seccia, Pasha Antonenko, Richard Lamb, Andreas Keil, Matthew Schneps, and Marc Pomplun. Biometric recognition through eye movements using a recurrent neural network. In *Proceedings - 9th IEEE International Conference on Big Knowledge, ICBK 2018*, pages 57–64. Institute of Electrical and Electronics Engineers Inc., dec 2018. ISBN 9781538691243. doi: 10.1109/ICBK.2018.00016.
- Dillon Lohr, Samuel-Hunter Berndt, and Oleg Komogortsev. An implementation of eye movement-driven biometrics in virtual reality. In *Proceedings of the 2018 ACM Symposium on Eye Tracking Research & Applications*, pages 1–3, 2018.
- Dillon J Lohr, Samantha Aziz, and Oleg Komogortsev. Eye movement biometrics using a new dataset collected in virtual reality. In *ACM Symposium on Eye Tracking Research and Applications*, pages 1–3, 2020c.
- Dillon J Lohr, Saide Johnson, Samantha Aziz, and Oleg Komogortsev. Demonstrating eye movement biometrics in virtual reality. In *Proceedings of the 2023 Symposium on Eye Tracking Research and Applications*, pages 1–2, 2023a.
- Mehedi Hasan Raju, Lee Friedman, Dillon J Lohr, and Oleg V Komogortsev. Analysis of embeddings learned by end-to-end machine learning eye movement-driven biometrics pipeline. *arXiv preprint arXiv:2402.16399*, 2024b.
- Dillon Lohr, Samantha Aziz, Lee Friedman, and Oleg V Komogortsev. Gazebasevr, a large-scale, longitudinal, binocular eye-tracking dataset collected in virtual reality. *Scientific Data*, 10(1), 2023b.
- Henry Griffith, Dillon Lohr, Evgeny Abdulin, and Oleg Komogortsev. Gazebase, a large-scale, multi-stimulus, longitudinal eye movement dataset. *Scientific Data*, 8(1):184, 2021.
- Dillon J Lohr, Lee Friedman, and Oleg V Komogortsev. Evaluating the data quality of eye tracking signals from a virtual reality system: Case study using smi’s eye-tracking htc vive. *arXiv preprint arXiv:1912.02083*, 2019.
- Abraham Savitzky and Marcel JE Golay. Smoothing and differentiation of data by simplified least squares procedures. *Analytical chemistry*, 36(8):1627–1639, 1964.
- Lee Friedman, Mark S Nixon, and Oleg V Komogortsev. Method to assess the temporal persistence of potential biometric features: Application to oculomotor, gait, face and brain structure databases. *PloS one*, 12(6):e0178501, 2017.
- Diederik P Kingma and Jimmy Ba. Adam: A method for stochastic optimization. *arXiv preprint arXiv:1412.6980*, 2014.
- Leslie N Smith and Nicholay Topin. Super-convergence: Very fast training of neural networks using large learning rates. In *Artificial intelligence and machine learning for multi-domain operations applications*, volume 11006, pages 369–386. SPIE, 2019.
- X. Wang, X. Han, W. Huang, D. Dong, and M. R. Scott. Multi-similarity loss with general pair weighting for deep metric learning. In *2019 IEEE/CVF Conference on Computer Vision and Pattern Recognition (CVPR)*, pages 5017–5025, 2019. doi: 10.1109/CVPR.2019.00516.
- Kevin Musgrave, Serge Belongie, and Ser-Nam Lim. Pytorch metric learning, 2020.
- John Daugman. Biometric decision landscapes. Technical report, University of Cambridge, Computer Laboratory, 2000.
- Eric Conrad, Seth Misener, and Joshua Feldman. *CISSP study guide*. Syngress, 2015.
- Stephanie Schuckers, Greg Cannon, and Nils Tekampe. FIDO biometrics requirements. <https://fidoalliance.org/specs/biometric/requirements/>. Accessed: 2024-04-24.