

Temporal Dynamics of Emotion and Cognition in Human Translation: Integrating the Task Segment Framework and the HOF Taxonomy

Michael Carl
Kent State University

Abstract

The article develops a novel generative model of the human translating mind, grounded in empirical translation process data. It posits three embedded processing layers that unfold concurrently in the human mind: sequences of routinized/automated processes are observable in fluent translation production, cognitive/reflective thoughts lead to longer keystroke pauses, while affective/emotional states of the mind may be identified through characteristic patterns of typing and gazing. Utilizing data from the CRITT Translation Process Research Database (TPR-DB), the article illustrates how the temporal structure of keystroke and gaze data can be related to the three assumed hidden mental processing strata. The article relates this embedded generative model to various theoretical frameworks, dual-process theories and Robinson's (2023) ideosomatic theory of translation, opening exciting new theoretical horizons for Cognitive Translation Studies, grounded in empirical data and evaluation.

Keywords: Cognitive Translation and Interpretation Studies, Translation Process Research, Pause Analysis, Cognitive Modeling, Ideosomatic theory of translation, Hierarchical Mental Architecture

1 Introduction

The article proposes a novel generative framework for modelling the temporal dynamics in human translation production. It posits that translation behavior results from the interaction of three embedded mental processing layers, A: affective/emotional states of mind, B: behavioral, automated translation routines, and C: cognitive, reflective thought. A generative view on *ABC* translation processes stipulates that these processes can be recovered through an analysis of behavioral translation data. As translators work through the source text (ST) to generate a target text (TT), their actions can be recorded using keyloggers and eye trackers. This objective behavioral data has been the basis for much research within Translation Process Research (TPR) and Cognitive Translation and Interpretation Studies (CTIS¹) to elicit – among other things - cognitive effort in human translation production. To this end, many studies have investigated temporal aspects of the behavioral data (keystrokes and gaze) and attempted to explain behavior through independent variables such as translator expertise, text difficulty, ST-TT language structural/lexical divergencies and translation directionality, translation quality, etc.

Pause Analysis has been a widely used method within TPR to measure the lag of time between successive keystrokes, and has often been considered an indicator of translation effort (e.g. Lacruz & Shreve 2014, Carl et al 2016, Vieira 2017). However, the choice of the appropriate pause length and its interpretation has been a controversial issue for a long time (Kumpulainen 2015, Couto-Vale 2017). In this article, I suggest analyzing the temporal dynamics of behavioral translation data in

¹ I use cognitive translation and interpretation studies (CTIS) here as a broader term compared to Translation Process Research (TPR).

TPR has often been considered to provide a narrow focus on the *process* of translation as it unfolds in real-time, examining observable behaviors of translators. CTIS, in contrast, more broadly explores the mental and cognitive mechanisms underlying translation, interpreting, and to some extent bilingual processing. In this view, CTIS is interested in theoretical models that explain how different mental mechanisms and functions (e.g., memory, attention) support translation.

terms of ABC processing layers, by integrating the Task Segment Framework (TSF) and the HOF Taxonomy.

Muñoz and Apfelthaler (2022, henceforth M&A) suggest a *Task Segment Framework* (TSF) in which they characterize short inter-keystroke intervals (IKIs) as unintentional and long ones as intentional, depending on their relative translator-dependent length. A *Task Segment* (TS) is a unit of continuous text production, a typing burst of successive keystrokes, that may consist of one or several smaller Tasks. A TS, they say, is separated by an intentional *Task Segment Pause* (TSP), the length of which is believed to indicate the challenges that a translator encounters during the translation process². The duration of a TSP is translator-specific, as we discuss below.

Carl et al. (2024) suggest a taxonomy to segment the translation process based on the translators' assumed affective/phenomenal qualities. Their HOF taxonomy defines three feeling-related translation states, Hesitation (a momentary pause, due to uncertainty exhibiting elevated cognitive effort), Orientation (a state of directed attention and evaluation to take in new information), and Flow (a state of deep engagement and positive affect), that are tied to motivation, emotion, and readiness for action. These states are believed to reflect the basic affective states when translators adapt to changing cognitive demands and modulating attention and focus according to the situational requirements. One commonality of the HOF taxonomy and the TSF is the assumption of a generative model. That is, the assumption that the underlying mental translation processes can be identified in recorded translation process data through the structure of IKIs and/or properties of recorded gaze paths.

On the one hand, mental processes cause translation behavior (i.e. keystrokes and gaze patterns) that ultimately lead to the final translation product. On the other hand, the structure of human (translation) behaviour mirrors the structure of the underlying mental processes that create the behavior. This assumption is the basis of Predictive Processing (PP, Seth 2021, Clark 2023) and Active inference (AIF, Friston et al. 2017, Parr et al 2022, Pezzulo et al 2024) which stipulate that a (human) agent (such as a translator) implements a generative model which approximates over time the perceived structure of the environment in which the agent acts.

In order to assess this process in the light of the TSF and HOF taxonomy, Carl (2024) proposes to simulate the behavioral observations through an artificial agent that models the translating mind as three interconnected ABC processing layers:³ an A-layer of emotional/affective processes captures the translator's subjective experiences. The B-layer realizes routinized/automated processes through which a translator directly interacts with the environment. The C-layer instantiates deliberate/reflective processes responsible for higher cognitive processes, including planning and problem-solving activities. The TSF accounts for pausing patterns that separate automated and reflective processes, while the HOF taxonomy addresses affective/emotional/phenomenal states of the mind. Carl (2024) suggests a multi-layered, embedded mental architecture integrates this ABC framework of the translating mind, in which the various translation processes unfold concurrently on different timelines.

This article elaborates this multi-layered model of the translating mind, diving into properties of Tasks, TS and their relation to HOF states by assessing a corpus of translation process data. Section 2 situates the suggested framework within the history of translation theories and points to the novelty of this approach. Section 3 introduces the TSF and the HOF taxonomy in more detail and exemplifies their segmentation mechanism on an annotated translation progression graph. Section 4 dives into an

² A TSP, together with the successive production (i.e., the Task Segment) amounts to what has been referred to as a Translation Unit (e.g., Malmkjaer, 1998, Alves & Vale 2009, Carl & Kay 2011).

³ Carl (2024) refers to these layers as sensorimotor, cognitive and phenomenal respectively. As discussed in section 2, these layers come with a large number of different conceptualizations and names, such as automated-reflective-affective. The term "sensorimotor" focuses on real-time coordination between perception and movement and the continuous feedback from the environment. Automated or routinization, in contrast, implies minimalization of conscious effort as a result of proceduralization and repeated practice as may be observed in expert behavior. Drawing on Peirce (1866/1992), Robinson (2023) explains these three layers in terms of energetic, logical and emotional interpretants (see Section 7)

empirical investigation of the IKI structure, drawing on the distribution of keystrokes from approximately 250 from-scratch translation sessions from English into five different languages. Section 5 provides details about the TSF pausing structure, while section 6 analyses HOF states and their relation to Tasks and TSs. Finally, section 7 concludes the article, viewing the structure of the data in the light of Robinson's (2023) ideosomatic theory of translation.

2 Models of the Translation Process

A plethora of different systems, models and theories have been suggested in the past 60 years to aim at explaining processes of human translation and/or machine translation (MT). Even though there are large differences between these two families of models (humans vs. machines), there are also several commonalities. This section provides a brief review of these models and positions the current proposal within that history.

Rule-based MT (RBMT) was the dominant paradigm until the early 1990s, focusing on ST analysis. RBMT attempted to model translation as a series of linguistic analyses and transformations (analysis-transfer-generation). The main problem was believed to consist in the disambiguation of ST structures, whereas transfer and target language generation was assumed to be comparatively easy (Hutchins & Somers 1992). The assumption was that this could be achieved with deep linguistic analyses and a notion of interlingual equivalence (e.g., translation dictionaries).

The rise of statistical MT (SMT) in the early-mid 1990s introduced a fundamentally different approach, which quickly became more successful and popular. With SMT, it was possible to build highly ambiguous structures that would encode many different (thousands of) possible target language strings and then select the best - that is, the most probable - translation thanks to advanced decoder techniques (e.g. beam search).

There is a similar shift from ST analysis to target oriented theories in Translation Studies. As with RBMT, the earlier "scientific" approaches to human translation (Snell-Hornby 1988, 17) focused on linguistic theories of equivalence, structure, and form (Nida, 1964, Catford 1965). But the growing dissatisfaction with these linguistic approaches led to Skopos theory in the 1970s and Functionalism in the 1980s (Nord 2006), which emphasized the functional adequacy of a translation for its target audience. Functionalism recognized that a translation might vary depending on the communicative purpose of the target culture, audience, and situation.

While SMT and Functionalism focus on the translation product, cognitive theories of translation have emerged from around the mid-1980s that aim at eliciting the human translation process. Process theories attempt to explain the temporal structure in which human translations emerge. Gile (1985,1995) suggested an Effort Model for simultaneous interpreting that highlights the role of cognitive load and resource allocation, marking a shift from product-oriented approaches to a focus on the cognitive processes involved in translation. Think-Aloud Protocols were the first empirical methods to study translation processes where translators were asked to verbalize their thought processes. The aim was to identify patterns of problem-solving and mental operations in translation (Krings 1986), for instance to elicit the differences between trained and untrained translators (Gerloff 1988). The underlying assumptions often followed those of stratificational models of RBMT, assuming distinct phases of understanding, transformation, and production (Angelone 2010).

Keystroke logging techniques emerged in the mid-1990s to become a key empirical method to study cognitive translation processes (Jakobsen 1999). Keylogging enabled tracking patterns of fluent typing, hesitation, or revision, providing objective, fine-grained insights into how translators process the text and manage translation problems over time. From around 2005 eye-tracking technologies were more widely used, offering better clues into cognitive effort during translation production and the distribution of visual attention on the ST and TT. TPR and CTIS started referring to findings from cognitive psychology and bilingualism, including the assumption that source and target items are non-selectively activated such as predicted by the Revised Hierarchical Model (Kroll & Stewart, 1994) or the Bilingual Interactive Activation model (Dijkstra & Van Heuven, 2002).

Non-selective theories of bilingualism suggest that bilinguals activate all of their languages simultaneously and non-selectively (that is, source language (SL) and target language (TL)) when reading, for instance, an SL expression. Non-selective activation stipulates that multiple languages can be accessed without strict boundaries between them, so that, for instance, knowledge from one language can inform predictions in another language in the human mind. It can be argued that such theories are reminiscent of multilingual Large Language Models (LLMs). Multilingual LLMs, just like humans, may operate seamlessly across languages. For instance, experienced human bilinguals as well as LLMs can easily handle code-switched input and output.

TPR has also developed dual-process theories, the idea that the human mind operates with different fast/intuitive Type 1 processes and slower/more deliberate, Type 2 processes (Kahneman 2011).⁴ Even though they were not labeled “dual-process”, Königs (1987) is perhaps the first translation scholar to make a distinction between automatized and non-automatized processing in translation. Items in an *Adhoc-Block*, he says, are translated automatically; they have a unique 1:1 mapping from the source into the target language. Those translations are easy to produce and are often not revised. Items in a *Rest-Block* are difficult or more problematic to translate. Rest-Block translations are likely to be more often revised and require a higher degree of competence and experience, terminological knowledge, etc. Numerous scholars make similar but different distinctions between two processing strata in translation. Höning (1991), for instance, develops a translation process model that makes a distinction between a controlled translation workspace and an uncontrolled translation workspace, while for Lörcher (1991), there are two kinds of translation: automatized, nonstrategic translation, and controlled strategic translation which involves problem solving.

Evans and Stanovich, (2013) distinguish between two types of dual-process theories: parallel-competitive and default-interventionist dual-process theories. They endorse the default-interventionist dual-process theory where intuitive (Type 1) processing occurs by default, while more deliberate (Type 2) processing can intervene to correct behavior under specified conditions. They maintain that “most behavior will accord with defaults, and intervention will occur only when difficulty, novelty, and motivation combine to command the resources of working memory.” (ibid., 237)

A default-interventionist view is (implicitly) shared by several translation scholars. Englund-Dimitrova (2005, 26) notes that “there are segments which are translated apparently automatically, without any problems, and other segments where the translation is slow, full of many variants and deliberations, which necessitates a problem solving approach and the application of strategies.” Tirkkonen-Condit (2005) makes similar observations and distinguishes a default translation procedure (or automaton) and a monitoring mechanism. The default translation automaton “operates on a lexical as well as syntactic level” (Tirkkonen-Condit 2005, 405) and produces translation hypothesis while the

⁴ One could perhaps claim that similar processes also unfold in MT. In phrase-based SMT, the activation (retrieval) of phrase translations could be seen to amount to Type 1 processes while the actual (greedy) SMT decoding would amount to Type 2 processes. Two distinct types of processes take also place in LLMs. Supervised learning in LLMs occurs at a training stage that uses backward gradients to update model parameters. In-context learning (ICL) is, in contrast, a learning framework that takes one (or a few) examples in the form of a prompt to activate relevant stored information and to bias the model’s output in a specific direction. However, ICL does not perform parameter updates. In this respect, ICL can be considered similar to priming in humans (and human translation, Carl (in press)). Priming refers to a psychological mechanism by which a prior exposure to a stimulus influences subsequent reactions that leads to fast responses without conscious awareness. Both, perceptual/conceptual priming in humans and prompting in generative AI involve activating prior knowledge that trigger certain responses and may thus be considered Type 1 processes, attributed to the B-layer. But while priming subconsciously activates implicit memory in humans, prompting in LLMs has also been likened to learning from analogy (Dong et al 2024), a form of higher-level reasoning and perhaps better classified as Type 2, C-layer processes. Analogical reasoning in humans, in contrast to priming, can be considered a form of higher-level process, in so far as structural similarities between different domains guide problem-solving. Beyond this, Millièrè and Buckner (2024) consider attributing LLMs the ability to deliberate reasoning and even to develop intentions, as for instance “an intention to deceive the human worker” when LLMs cheat humans to solve a CAPTCHA, which it would be unable to do by itself. However, the attribution of “intention” to LLMs is highly controversial, as it implies conscious representation of goals and planning, capacities that remain contentious in discussions of artificial cognition. As I will discuss below (Section 7, see also Carl in press), human intentions are tightly linked to A-level processes, whereas what might be described as LLM ‘intentions’ are probably better understood as emergent properties of B-level processes (e.g., statistical pattern recognition and response generation) or a reference-less C-level thought. How best to classify and characterize these mechanistic LLM processes using terminology originally developed for human cognition remains an open debate in AI research and philosophy of mind.

“monitor supervises text production processes, and triggers disintegration of the translation activity into chunks of sequential reading and writing behavior” (Carl and Dragsted 2012, 127). Also M&A (2022) classify keystroke pauses in two different bins, as unintentional halts and intentional pauses depending on the relative length of the IKI. Their approach will be discussed in detail in Sections 3.2 and 5. A default-interventionist view on the translation process is also stipulated by the Monitor Model (Schaeffer & Carl 2013) in which automated translation routines form the basis of translation production that are monitored by higher-level cognitive processes.

Dijksterhuis and Nordgren (2006) associate intuitive/automatized Type 1 processes with unconscious thought. They characterize Type 1 as “task-relevant cognitive or affective thought processes” which includes choice of words and syntax. Conscious reflection and/or problem-solving Type 2 processes “cannot take place without unconscious processes being active at the same time.” (ibid.) Type 1 processes, they say, “have to be active in order for one to speak” (ibid. 96). For Evans and Stanovich (2013) Type 1 processes are associated with basic emotions, they are “often manifest as feelings” (Evans 2010, 313) while deliberate Type 2 processing has bonds with more complex emotions that require deeper reflection and contextually appropriate reactions. However, Evans (2010) explains that “intervention on intuitions by reasoning requires both the cognitive capacity for the relevant reasoning and the awareness of the need for doing so” (Evans 2010, 323), suggesting that, in fact, there are three different processes in operation: intuition (Type 1), reasoning (Type 2), but also a process that brings intuition into conscious awareness. For Robinson (2023) this process of “becoming-cognitively” is a function of an “emotional interpretant”. Drawing on Pierce (1866/1992), Robinson makes a distinction between an energetic, a logical and an emotional interpretant. Robinson (2023, 38) says: “Whatever conscious awareness we have of semantic meaning is constantly being fed affectively, conatively, and becoming-cognitively to the logical interpretant by the emotional and energetic interpretants.” While the actual reasoning may then override or adjust the initial intuitions, it is first of all the awareness of phenomenal experience and emotions that trigger the need to intervene. I will come back to this discussion in the conclusion (Section 7).

Emotions influence how we interpret stimuli, guide attention and memory and alter our experiences. Emotions form the richness and shape our subjective awareness and perception of events. In this way, emotions serve as a lens through which we experience and understand the world, making our experiences more vivid and impactful. Hubscher-Davidson (2017) maintains that awareness of emotion plays a crucial role in the decision-making process of translators. According to her, translators often draw on emotional intelligence to understand the tone, mood, and context of the ST, which helps them convey the intended meaning accurately. She stresses that “Inevitably, translators will need to tap into their own resources of emotional experiences and emotional language in order to understand and transfer the information to the best of their abilities” (Hubscher-Davidson 2017, 4). Emotional engagement with the text can shape how translators deal with ambiguity or complex linguistic nuances.

Emotions can also affect cognitive load, impacting whether translators rely on automatized/intuitive or more analytical processes during translation. But while emotions are internal to an agent, they surface through body language, mimetics, and nonverbal communication. Emotions, Robinson says, have an important social status: they are “performative responses to other people”, they are “the glue that makes the world we cocreate with our environments cohere” and “afford us the ability to understand other people’s feelings and feeling-saturated thoughts” (Robinson 2023, 86).

Given the generative assumption of human-environment interaction, it may appear unsurprising to assume that translators’ keystroke and gazing behaviors can reveal their emotional and cognitive/logical states of mind, and that - by analyzing behavioral data gathered during translation sessions -, researchers may be able to identify these mental states. It is uncontroversial that translators sometimes engage in rapid, automatized processing and sometimes demonstrate more deliberate, analytical behaviors. In the next sections I will discuss and analyze the two taxonomies that provide criteria to detect automatized, reflective and affective states of mind.

3 Fragmenting behavioral translation data

The investigation of the temporal structure in which translations are produced has been a central topic in TPR since its beginnings in the 1980s (e.g., Königs, 1987), but with the usage of Personal Computers and the possibilities of keyloggers such as Translog (Jakobsen and Schou 1999) and InputLog (Leijten & Van Waes 2013), TPR has become technologically much more involved. The analysis of IKIs provides the most accessible and measurable traces of the mental processes by which translators produce their texts. In addition, keylogging data can be complemented with eye-tracking data (Carl 2012, Carl et al 2016) which would then reveal not only how texts are produced, but also what information is taken in by the translator during the translation process.

In this section I discuss different segmentation methods of behavioral translation data. The HOF taxonomy captures three different emotional states, mainly based on gaze data, while the TSF defines two different thresholds of inter-keystroke intervals characteristic for automatized and non-automatized/reflective processing in translation.⁵

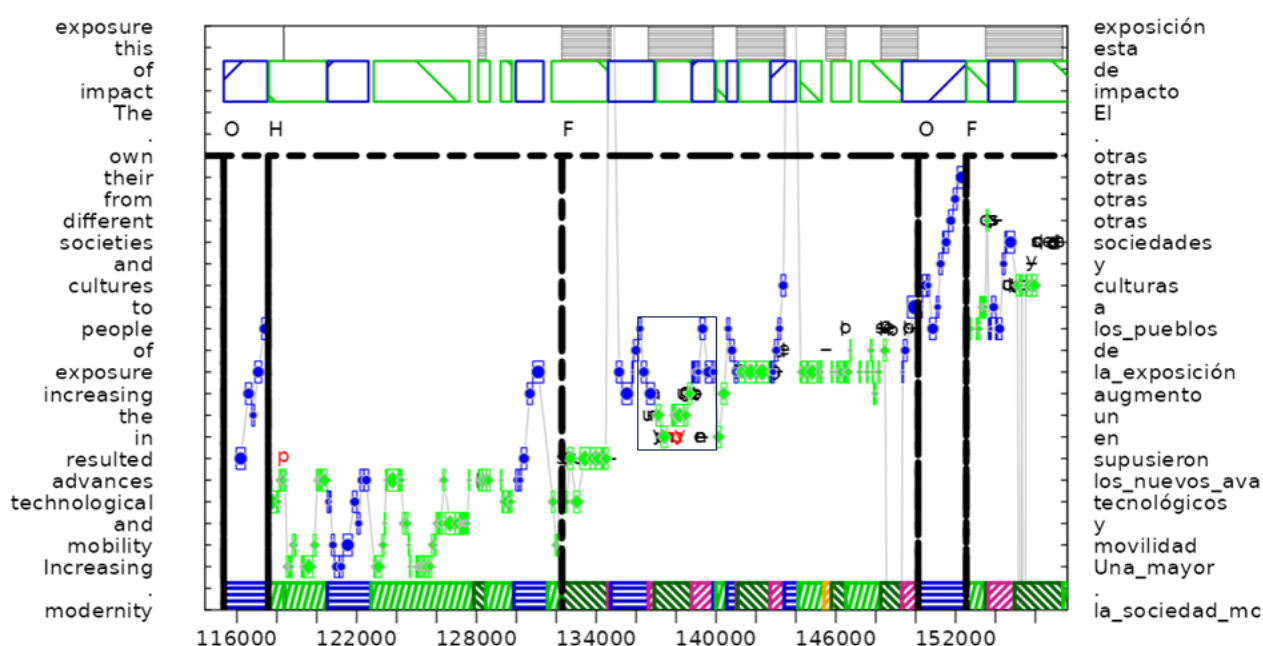


Figure 1 A progression graph of a small snippet of the translation session (BML12/P03 T5). The graph represents a segment of approximately 40 seconds (116,000 -156,000 milliseconds) of an English-to-Spanish translation. The vertical axis plots the ST on the left side and the TT on the right side. ST and TT words are aligned on a word or phrase level. A single ST word that maps into TT phrase is marked as a multi-word unit on the right vertical axis, such as “Increasing → Una_mayor”. An ST multi-word phrase that is translated into a single word appear as TT repetitions, such as “different from their own → otras otras otras”. Blue dots and green diamonds indicate eye movements on the ST and TT respectively. The black and red characters are insertion and deletion respectively. Activity Units (AUs) fragment behavioral translation data into six categories, as marked in colored boxes at the bottom of the graph. The type (color) of the AU determines whether the translator is involved in reading the ST or TT, translation production, or simultaneously reading and writing (see Table 1). TSs are marked as gray boxes in the top of the graph. The rectangular box in the middle of the graph (around time 136,000 – 140,000) is reproduced in Figure 2 with a finer-grained segmentation of the TS into six (sub) Tasks.

3.1 The HOF Taxonomy

Carl et al (2024) developed a taxonomy that describes three basic emotional translation states: a state of Hesitation, a state of Orientation, and a Flow state, the HOF taxonomy. An example showing behavioral data of these HOF states is plotted in the progression graph in Figure 1; a description is as follows:

⁵ M&A suggest that other research take up their framework because “applying the TSF may render different research projects on translation and other writing/typing tasks more comparable.” (M&A, p. 26)

- A state of hesitation (H) is characterized by surprise, when expectations do not fit the observation and may trigger re-reading, search, or repeated text modifications, etc. This state of mind indicates moments of uncertainty or cognitive challenge, signifying areas of complexity or struggles to find suitable translations in which a translator may be caught between choices or actions. Unexpected challenges may prompt the translator to revise or re-read a piece of text. Translators may feel a kind of internal conflict associated with momentary typing pause.
- A state of orientation (O) refers to the translator’s behavior when feeling the need to get acquainted with the ST. It reflects a situation in which a translator aims at understanding the ST. It is a state of mind characterized by a longer stretch of ST reading. It may evoke specific cognitive responses that can lead to further search or reflection.
- A Flow state (F) represents a phase in which the translator is immersed in translation production, generating the TT with ease and minimal interruption, and the individual becomes fully absorbed in the activity. It is marked by fluent translation production with minimal reading ahead and short pauses. Flow states have been described as an experience in which the agent loses track of time, the sense of self fades, and a seamless merging of action and awareness. Flow states involve optimal information processing, where a translator engages in undisturbed fluent translation.

Figure 1 shows a progression graph comprised of a sequence of five annotated HOF states (**OHFOF**) above the black dashed lines. Each HOF state consists of a sequence of Activity Units (AUs, Schaeffer et al., 2016; Hvelplund, 2016). AUs provide a fine-grained view on the translation process, focusing on the coordination of the translator’s eyes and hands. AUs fragment behavioral translation data into six categories, which are marked in colored boxes at the bottom of the graph, depending on whether the translator reads the ST or the TT and/or engages in writing (see Table 1). For instance, the first Orientation Phase (marked **O**) in Figure 1 consists of one AU (ST reading), while the successive state of Hesitation (**H**) encompasses a sequence of 7 AUs.

AU type	Reading / Writing Activity	AU Color in Figures 1 and 2
T1	ST reading	Blue
T2	TT reading	Light Green
T4	TT production	Yellow (no occurrence in the graphs)
T5	ST reading with concurrent production	Red
T6	TT reading with concurrent production	Dark Green
T8	No observed behavioral data for more than one second	Black (no occurrence in the graphs)

Table 1: Types of AUs and color code in Figures 1 and 2.

3.2 The Task Segment Framework (TSF)

M&A suggest a TSF in which they classify IKIs into several categories:

- Delays are IKIs < 200ms. Delays delimit *motor programs* which are the most basic typing patterns. According to M&A motor programs consist of 3-4 keypresses but several motor programs can cluster into one Task.
- Respites (*RSPs*) interrupt Tasks, which are sequences of motor programs. According to M&A, an *RSP* indicates a “non-intentional” typing halt, delimiting basic *Tasks* (Subtasks) in which “attention and/or resources being drawn away from typing” (M&A, 26). Nevertheless, *RSPs* are considered “part of typing” (M&A, 23) as they are not intentional, for instance they do not involve planning. M&A define an *RSP* to be $2 * \text{median within-word IKI}$ (see **Section 6.2**)

- A *TSP* (Task Segment Pause) in contrast, is a consciously intended typing break.⁶ *TSPs* delimit TSs, that is sequences of one or more Task(s). A *TSP* is thus longer than *RSP* and disrupts the typing flow. *TSPs* are “task-related” and “tend to happen between words and higher language units” (ibid. 23). M&A define a *TSP* to be 3*median *between-word IKI* (see section 6.2)
- M&A mention the existence of “Superpauses” for instance to “accommodate first-pass readings” (M&A, 26). They define Superpauses to be much longer than *TSPs*, but do not address this type of pause in detail. I suggest that these Superpauses may be explained in the light of the HOF taxonomy as a state of Orientation on the phenomenal layer (see Figure 1).

Figure 2 shows a zoomed-in TS, which is an enlarged version of the small square in the center of Figure 1. Note that the TS is part of a Flow state, as marked in Figure 1. The TS consists of six Tasks separated by *RSPs*. Each Tasks can be characterized by several features, including its duration, the number of keystrokes, deletions and/or insertions, but also its gaze pattern. In the next section we investigate some properties of Tasks and TSs in a large corpus of translation behavioral data.

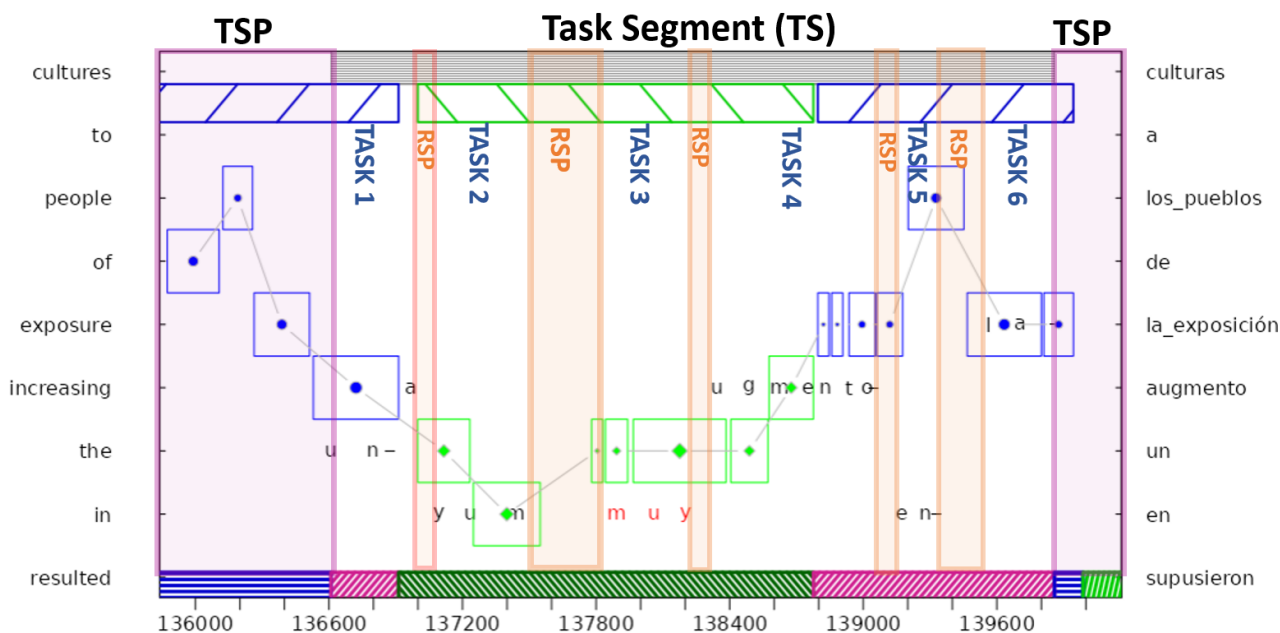


Figure 2. This Progression graph shows a segment of approximately 4 seconds (136,000 – 140,000) in which an English segment “in the increasing” is translated into Spanish “un aumento en la”. The duration of a TS is indicated as a grey bar at the top, which is preceded and followed by a *TSP* (violet boxes). The TS consists of six successive Tasks which are separated by *RSPs*. Each Task contains one or more insertion and/or deletion keystroke(s). In Task 1 the translator produces “un a” and continues in Task 2 with the three letters “yum”. This is presumably a typo, because these letters are successively deleted again in Task 3 (deletion “muy” is inverse order of “yum”). Task 4 then shows the correct continuation “ugmento” (to produce “aumento”) and Tasks 5 and 6 show the production of “en” and “la” respectively. While the eyes of the translator fixate in the beginning and the end of this segment at several ST words (blue boxes are ST fixations), they move to the target window during the correction or the typo (green boxes are TT fixations). The Sequence of colored AUs at the bottom of the graph indicates the coordination of reading and writing behaviour (see Table1).

4 An empirical investigation

In Sections 4.5 and 6, I present an empirical analysis of the TSF and the HOF taxonomy based on the CRITT TPR-DB (Carl 2016). I present the data for this analysis in this section. In section 5, I assess the relations between Tasks and TS, and HOF states in section 6.

⁶ There is no indication in M&A how “willful breaks” could be distinguished from involuntary breaks in process data other than by their duration.

4.1 The Empirical Data

The CRITT TPR-DB is publicly available under a Creative Commons License (CC BY-NC-SA), hosted at *sourceforge.net* and with ample documentation on the CRITT webpage⁷. It contains more than 5000 translation sessions and more than 600 hours of text production with recorded keystroke logging, mostly written translation sessions, but also authoring and spoken translation (sight translation, reading aloud, etc). In addition to the keystrokes, many studies have also gaze data, which, however, will not be used in this study.

The CRITT TPR-DB processes the raw logging data into several summary Tables (currently 11 different Tables per session with more than 300 Features) which describe the data from different angles. In this study we investigate the KD tables which provide information about the keystrokes produced, their production time, word and segment number to which the keystroke contributes.⁸

All the data is part of the MultiLing sub-corpus which is a subset of the CRITT TPR-DB. The MultiLing corpus consists of six short English STs, each text between 110 to 160 words. The six STs have 847 words in total. Four of the six texts are news texts and two are excerpts from a sociological encyclopedia. These texts have been translated into several languages under different translation modes. All texts were translated using Translog-II (Carl 2012).

In this study we only use from-scratch translation data; only in **section 4.4** we compare IKI distributions of from-scratch translation with post-editing. To make those translations better comparable, no consultation of external resources was permitted during the sessions. In **section 4.2** we compare IKIs of MultiLing texts into five languages (English to Arabic, Danish, German, Spanish, Hindi). Given that the Spanish and Arabic datasets show quite different IKI distributions (see Table 2 and Figure 3), we only look at those two target languages in the other sections.

Table 2 shows the TPR-DB (internal) study name, the target language, the number of total keystrokes in the study, the total duration of all sessions in hours, the number of sessions and number of different translators as well as the mean and median time in ms per IKI.⁹ Table 2 shows that Danish translators are the fastest in our dataset: 24 Danish translators needed a total of 7.7 hours to produce 69 translations with 72.383 keystrokes and 383 ms per keystroke on average. Hindi translators, in contrast, were the slowest in this dataset; they needed on average 1223 ms per keystroke, more than 3 times longer.

Study name	AR20	BML12	KTHJ08	NJ12	SG12
Target language	ar	es	da	hi	de
#Keystrokes	37171	73619	72383	43137	58883
Total Duration (h)	8.72	10.10	7.70	14.67	12.46
#Sessions	40	60	69	38	47
#Translators	22	32	24	20	24
Mean IKI	844	493	382	1223	761
Median IKI	265	156	160	374	156

Table 2: Properties of the empirical data used in this study. The study e.g., AR20 is the internal name in the CRITT TPR-DB, and has no further meaning in this article.

The English-to-Arabic translations were produced in the context of a PhD thesis (Almazroei, forthcoming). The data was collected from 22 experienced PhD students at Kent State University. While this data consists of from-scratch translation, post-editing and sight translation, we only use the from-scratch translations in this study, with the exception of section 4.4, where also the post-editing data.

⁷ See <https://sites.google.com/site/centretranslationinnovation/tpr-db/getting-started>.

⁸ A full description of the Features in the CRITT TPR-DB is provided on the CRITT website: <https://sites.google.com/site/centretranslationinnovation/tpr-db/features>

⁹ Note that a keystroke can produce more than one character in the text, for instance in case of a deletion when a string was marked, or through copy & paste.

The English-to-Spanish data was collected in 2012 from native Spanish translation student. This data been used since then in numerous studies (Mesa-Lao 2014, Schaeffer et al 2016, Gilbert et al 2023).

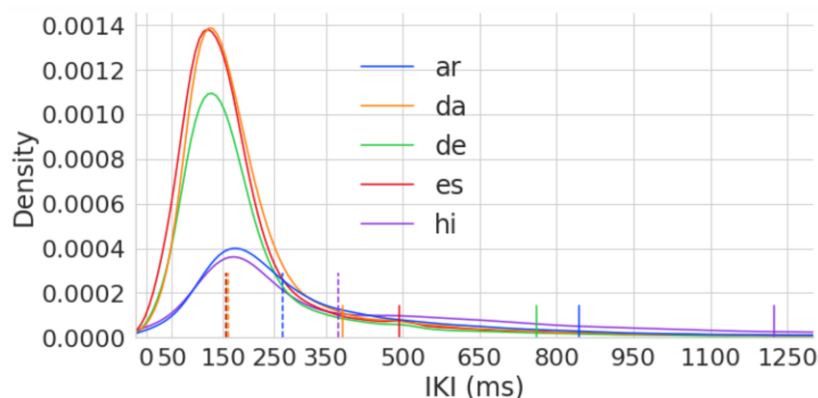


Figure 3 Density of IKI distributions for five languages

4.2 Distribution of IKIs across Languages

M&A cite (Baaijen et al 2012) who apparently observe a distribution of IKIs which is i) heavily skewed and which ii) shows three peaks, approximately around:

- a) 330ms which covers 65% of IKIs
- b) 735ms which covers 26% of IKIs
- c) 2697ms which covers 9% of IKIs

M&A take this up, assuming that these three peaks in the IKIs distribution coincide (approximately) with a) Delays, b) *RSPs*, and c) *TSPs*, respectively.

As our data in Figure 3 show we can confirm assumption i) IKIs are heavily skewed towards the right. However, we cannot find evidence for assumption ii): Figure 3 shows the distribution of IKIs of 5 languages (see also Table 2). Two language pairs (en→es and en→da) show quite similar distribution with one peak around 140ms, whereas two language pairs (en→ar and en→hi) have a much flatter distribution with one IKI peak around 160ms. The mean and median IKI are shown in Table 2 and marked in Figure 1 in solid lines and dotted lines respectively. In the distribution of IKIs we cannot find indicators of the three pause thresholds, as mentioned by M&A.

4.3 Variation of Typing Speed

M&A cite (Van Waes et al. 2016) who allegedly “showed that 75% of all IKIs were below 250 ms” (M&A, 15). While this value relates presumably to writing (authoring), we can confirm a similar value for our Spanish data (en→es). However, there is a considerable variation between different translators, some of which produce merely 55% of the IKIs below 250 ms. The typing speed also seems to depend on the TL. The average IKI duration for Arabic translators is quite different from than of Spanish translators: as Figure 4 shows, for en→ar there are only roughly 45% of IKIs below 250 ms; 75% of IKIs are below 550ms. Some Arabic translators need even an average of 800 ms to produce 75% of the IKIs. There is currently no good explanation for this observation, given that both populations, the Arabic and the Spanish translators, were L1 native language advanced translation students.

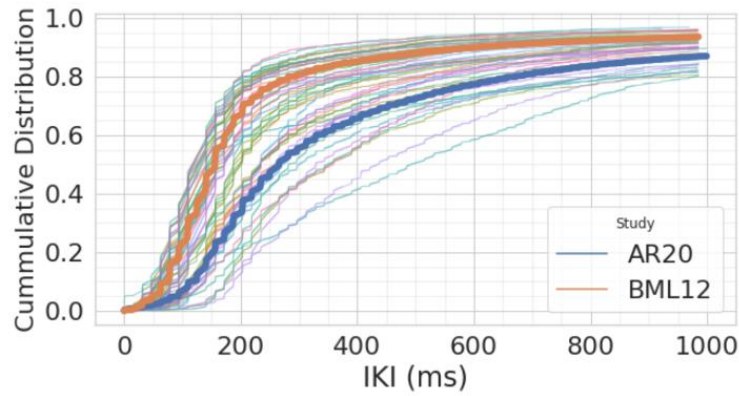


Figure 4 Cumulative distribution function of IKIs for 32 Spanish and 22 Arabic translators as well as their averages (in bold). The graph plots different IKI profiles for different translators.

4.4 Inter and Intra-Translator Typing Speed

M&A (p. 12) also cite (Conijn, Roeser & van Zaanen 2019) who state that “overall IKI means are stable across tasks (copying, email writing, academic summarizing)”. M&A accordingly assume that “IKI values for smaller units may safely be assumed to be similar enough in regular typing and in typewritten multilectal mediated communication tasks” (ibid. 12). This statement coincides with Carl and Dragsted (2012) who find that typing speed in “unchallenged” (i.e., default) translation is similar to text copying.

In order to re-assess this hypothesis, we deployed the 2 sample Kolmogorov Smirnov Test (KS2). The KS2 test assesses how likely two samples are part of the same reference population and returns a p-value. The samples were considered to be from the same population (i.e., the same translator) if KS2 returns $p < 0.05$, otherwise the two samples would be considered different.

Many studies of the TPR-DB contain various translation and post-editing sessions from the same translators. For this experiment, we compared from the Spanish and Arabic data:

- IKI distributions of from-scratch translations from 46 translators, where each translator produced two different translations.
- IKI distributions of a from-scratch translation and IKI distributions of a post-editing session from 54 translators.¹⁰
- 1422 IKI distributions of two from-scratch translations from two different translators.

Table 3 shows that in 78% of the cases two translations of the same translator were indeed (correctly) recognized as samples from the same population (that is, the same translator). However, this was only the case for 44% of the translation and post-editing sessions produced by the same translator. In 96% of the cases IKI distributions from different translators were (correctly) classified as different.

	total	same		different	
		#	%	#	%
a)	46	36	78	10	22
b)	54	24	44	30	56
c)	1422	55	4	1367	96

Table 3 results of the KS2 test indication the number (#) and percentage (%) of same and different samples. Correct results are in bold.

This KS2 method is thus not suited to determine whether IKI distributions from different typing modes (translation and post-editing) were produced by the same typist. The 44% correct vs. 56%

¹⁰ There are naturally much fewer keystrokes in post-editing than in from-scratch translation and IKIs between words are presumably much longer than IKIs within word. In order to compare IKI structure between from-scratch translation and post-editing, we only considered within-word keystrokes in this experiment. For the definition see section 5.1.

incorrect classifications in the b) experiment are just random guesses. However, the method can determine above chance (78%) whether IKI values of two different from-scratch translation sessions were indeed produced by the same translator.

5 The TSF: Pauses and Segments

It is generally assumed that translators mentally chunk the ST into portions that they translate as coherent typing burst (Malmkjaer 1998). Within TPR it is assumed that this mental chunking is reflected in the structure of IKIs. As pointed out in section 3.2, M&A define three IKIs thresholds to separate Delays from *RSP*, and *TSPs*. While Delays are set to be typing halts < 200 ms, *RSPs* and *TSPs* depend on the average typing speed of individual translators; they depend on the median within-words IKI (*WP*) and the median between-word IKI (*BP*). This distinction is fundamental; it has been shown that *WPs* are shorter than *BPs* (e.g. Kumpulainen 2015), indicating different cognitive/mental activities at the boundaries of different levels of linguistic production. It is thus crucial to determine how we can detect word boundaries in the translation production flow.

5.1 Within-word and Between-word IKIs

In keystroke logging data, every recorded keystroke is associated with a timestamp (Carl et al 2016). In this study, we define a *word boundary* to be any of the following keystrokes:

Word-boundary keystrokes: ` “ _ . ! ? : = @ \$ % & * () [] { }

, where blank spaces are mapped into underscore ‘_’.

A keystroke is classified as *within-word* if it is not a word-boundary keystroke and it is neither preceded nor followed by a word-boundary keystroke. A *word-initial* keystroke is the first (non word-boundary) keystroke of a new word. Every IKI can then be classified according to whether it occurs within a word or whether it is word initial, and the pause before these keystrokes are *WPs* (within-word IKI) or *BPs* (before word IKI). A within-word IKI (*WP*) is preceded by a within-word keystroke, while the IKI preceding a word initial keystroke is defined to be the between-word IKI (*BP*).

5.2 Respite and Task Segment Pauses

As translators have different typing skills and typing styles, M&A expect different *WPs* and *BPs* values for every translator. Since the IKI data is heavily right skewed (see Figure 3) M&A suggest computing a median value, rather than a mean, as a basis for translator-relative pausing values. They suggest computing values for *RSPs* and *TSPs* for each translator *i* separately. Based on these values, M&A define *RSP_i* and *TSP_i* as follows:

$$RSP_i = 2 * \text{median}(WP_i)$$

$$TSP_i = 3 * \text{median}(BP_i)$$

Table 4 shows summary information for *RSPs* and *TSPs* for the 32 Spanish and the 22 Arabic translators. As already discussed above, Table 4 shows that the various inter-keystroke pausing values for Arabic translators are much higher (almost twice) than for Spanish.

ar	min	max	mean	median
<i>RSP</i>	312	1032	563	546
<i>TSP</i>	795	2388	1288	1077
es				
<i>RSP</i>	220	470	301	281
<i>TSP</i>	423	1686	697	609

Table 4: *RSP* and *TSP* values for Arabic and English data

The minimum *RSP* duration in our data is 220 ms in the Spanish data, just above the preset value for a Delay (200 ms, see section 3.2), while the maximum *RSP* duration is 1032 ms (in the Arabic data). The minimum *TSP* duration is 423 ms and the maximum is 2388 ms. Note that this maximum is still below the assumed third peak in the IKI distribution (see section 4.2), which is ought to be around 2697 ms.

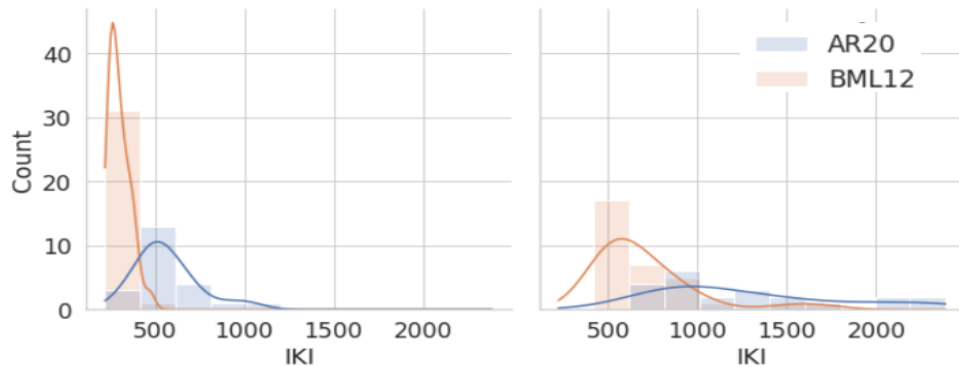


Figure 5: Distribution of *RSPs* (left) and *TSPs* (right) for Spanish and Arabic translators

5.3 Relating *RSPs* and *TSPs*

Figure 5 shows the distribution of *RSPs* on the left and *TSPs* on the right for 32 Spanish and 22 Arabic translators, respectively. As is the case for all IKIs (Figure 3), also *RSPs* and *TSPs* show larger variability for Arabic, i.e., a flatter distribution, than Spanish. However, all *RSPs* are - for every translator - shorter than their *TSPs*.

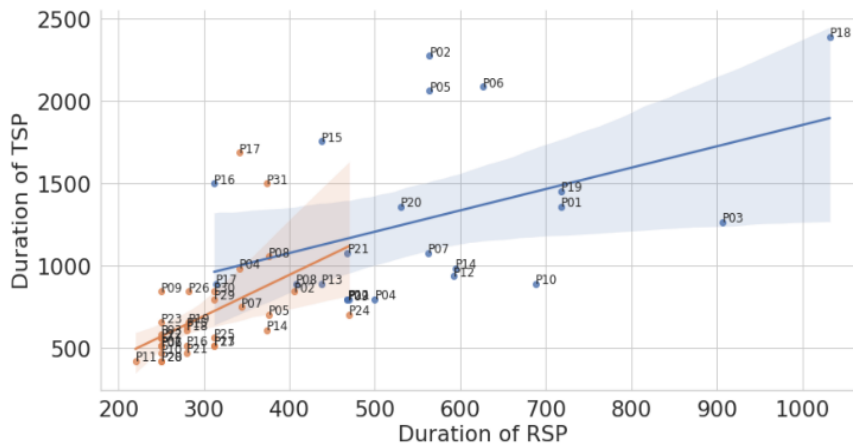


Figure 6: Correlation of *RSPs* and *TSPs*

Figure 6 shows that *RSPs* tend to correlate with *TSPs*. This correlation is significant for Spanish (Spearman τ :0.68, $p < 0.0001$), while it is not significant for Arabic (Spearman τ :0.40 p :0.065).

Interestingly, as plotted in Figure 7, there is a strong correlation between the number of Tasks (as delimited by *RSPs*) within a TS and the number of keystrokes produced in that TS ($\tau:0.74$ and $\tau:0.73$, $p:0.000$ for Arabic and Spanish respectively). While, on average, Arabic and Spanish translators engage in the same number of 2.2 Tasks per TS, Arabic translators show a larger variation (between min:1.2 and max:3.9, median:2.1) than Spanish translators (between min:2.1 and max:3.4, median 1.94).

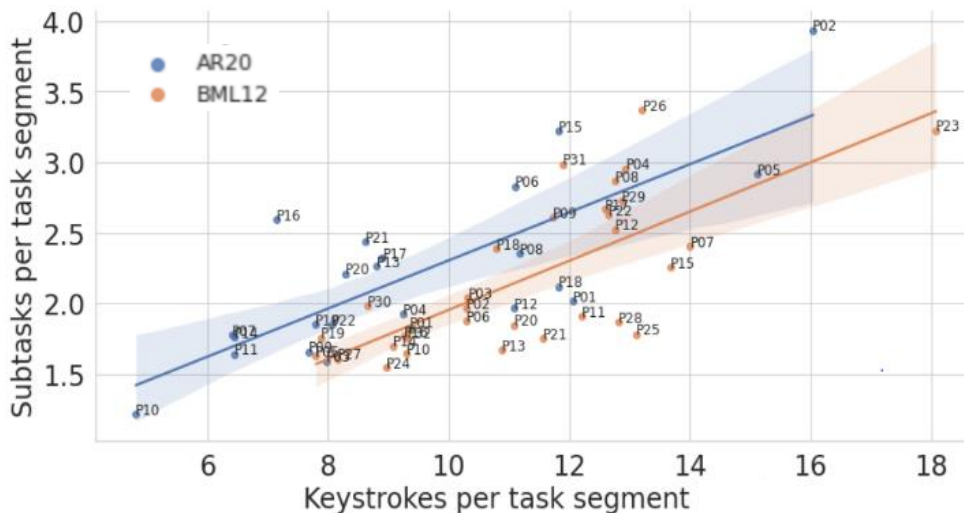


Figure 7: Correlation of total number of keystrokes per task segment and number of subtasks

Spanish translators also produce more keystrokes per TS than Arabic translators do. A Spanish TS contains between 8 to 18 keystrokes (mean 11.2) while an Arabic TS has between 5 to 16 keystrokes (mean 9.4). A Spanish Task has between 3.9 and 7.4 keystrokes (mean 5.3) while an Arabic Task has between 2.7 and 6.0 keystrokes (mean 4.3).

We can also observe a slight negative effect of TS length on the number of keystrokes produced per Task: As the number of Tasks per TS increases, the number of keystrokes per Task decreases. This effect is significant for Spanish ($\tau:-0.52$, $p:0.002$) but not for Arabic ($\tau:-0.18$, $p:0.41$), which may have to do with the larger variability in the data and the smaller number of observations for our Arabic data set.

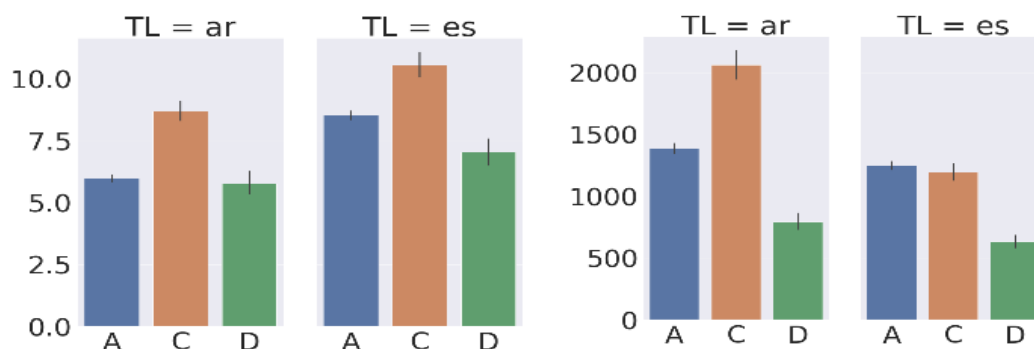


Figure 8: Number of keystrokes (left) and duration (right) for the three types of Arabic and Spanish Tasks. There are more keystrokes and shorter timespans in the Spanish data.

5.4 Types of Tasks

Following M&A, we distinguish between three types of subtasks that involve different types of keystrokes:¹¹ an insertion Task, **A**, has only insertion keystrokes (corresponds approximately to M&A's ADD), a deletion Task, **D** (not considered in M&A) has only deletions, and a change Task, **C**, has insertions and deletions (corresponds to M&A's CHANGE). We omit the SEARCH Task, since in our translation sessions we have no external research.

Figure 8 shows average duration and keystrokes for the three Tasks, for Spanish and Arabic. The figure shows that there are systematic differences between the Spanish and the Arabic tasks. It can be expected that differences exist also between individual translators, and presumably also for different text types and translation goals. In sections 4.4 and 5.3 we showed that IKI profiles seem to be typical for specific translators, so that translators can be recognized (to some extent) by their IKI distributions. Figure 8 shows that on average all types of Tasks **A**, **B**, and **C** have more keystrokes for Spanish as compared to Arabic and the average duration is longer for Arabic than for Spanish.

5.5 Types of Task Segments

A TS consists of sequences of Tasks, where each Task has a label (in our current taxonomy one of **A**, **C**, or **D**). We consider the sequence of Tasks labels realized within a TS to characterize the type of TS. Table 5 gives a summary of the 11 most frequent TS labels which make up 75% and 71% percent of Spanish and Arabic data respectively.

There are all together 10356 TSs in the Arabic and English data with 892 different TSs labels. More than 93% of these TS labels, that is 833 different labels, occur less than 10 times. They account for 13.8% of the data (i.e., 1426 TSs), while the 20 most frequent types of TSs labels make up 90% of the data. The mean and median duration for all TSs is 6777ms and 5781ms respectively and the median, mean, and maximum number of Tasks per TS is 11, 14, and 61 respectively. In contrast, for the 90% most frequent TSs, the mean and median duration is 3479s and 3183s respectively and the number of Tasks is, on average 3.0.

Table 5 provides labels of the 11 most frequent TSs, the total number of occurrences per TS, the percentage in Spanish and Arabic data, as well as the duration (in ms) of the TS, the average IKI, and average number of keystrokes per Task. The most frequent TS, 38% and 36% of the Spanish and Arabic data, consists of a single Task **A**. There are on average 5.33 keystrokes for this Task with an average IKI of 173ms.

TS Label	#Occur.	%Spanish	%Arabic	Dur. of TS	Average IKI	Key/Task
A	3870	37.95	36.46	921	173	5.33
AA	1398	13.94	12.81	2167	211	5.13
D	753	7.71	6.59	504	121	4.16
AAA	543	5.49	4.86	2740	190	4.81
AAAA	263	2.72	2.25	4365	233	4.67
DA	194	2.15	1.44	1593	196	4.07
AD	164	1.35	1.96	1607	226	3.56
C	164	1.27	2.08	641	152	4.23
DD	116	1.42	0.64	1183	122	4.84
AAAAA	107	1.06	0.99	5300	230	4.61
CC	84	0.62	1.11	1181	160	3.70

Table 5: The 11 most frequent types of TS and their percentage for Spanish and Arabic. The column #Occur shows the total number of TSs and %Spanish and %Arabic the proportion in the two languages. Dur of TS

¹¹ M&A suggest the following subtasks: ADD (adding new text, it was not clear to this author whether this is any insertion keystroke or only keystrokes at the end of the text), CHANGE (changing the text), and SEARCH (searching for information), HCI (human computer interaction), or it can consist of a combination of those. But the list seems to be open to further extension.

provides the averages duration of the TS in ms. The table shows the Average IKI and average Keystrokes per Task (Key/Task).

As previously mentioned, the average number of keystrokes per Task decreases as the number of Tasks in the TS increases. There are 5.13 keystrokes per Task if the TS consists of two **A** Tasks, 4.81 keystrokes if the TS has three **A** Tasks, 4.67 for four Tasks, etc. On the other hand, the IKIs tend to increase as the TSs become longer, which suggests that typing becomes more interrupted.

Note the very strong correlation between frequencies (percentages) of the Spanish and Arabic labels ($r=0.998$). This indicates that Spanish and Arabic translators in our dataset engage in very similar production processes (i.e., Tasks) which results in very similar relative number of occurrences. This certainly needs verification, but it might show a language and translator independent translation universal.

Olalla-Soler (2023) investigates successive ADD tasks within a TS, separated by *RSPs*. He defines *default translations* to be a sequence of fluent typing which consists of one or more ADD tasks that have, among other things, only a few *RSPs* (fewer than that of 75% of all TSs). Olalla-Soler (2023) observes that 67.8% of his TSs were ADD-only. These ADD-only segments contained 69.5% of the words. Our observations show that slightly more than 60% of the TSs are **A**-only and they cover around 44% of the keystrokes.

	O	%O	F	%F	H	%H	Total
es	183	30%	284	47%	139	23%	606
ar	93	32%	132	45%	67	23%	292

Table 6: Number and Percentages of HOF translation states in the annotated Spanish and Arabic data. There are approximately half the number of states for Arabic for 25% less annotated data.

6 The HOF taxonomy

This section assesses a subset of the Spanish and Arabic data that was manual annotations with HOF states. It consists of eight Spanish sessions and six Arabic translation sessions, as described in detail in (Carl, Sheng, Al-Ramadan 2024). Table 6 provides an overview of the number of annotated states in the eight Spanish sessions and six Arabic sessions. Despite the different absolute numbers, it is interesting to note that the percentages of H, O and F states is almost identical in the two languages.

6.1 HOF states

Table 7 shows a transition matrix between HOF states, for Arabic and Spanish data. The first row indicates the state at time i from where the transition starts, while the columns indicate the transition probability into the next state at time $i+1$. As can be seen, the most frequent pattern is a loop over Orientation (O) and Flow (F) states. Only in 16% and 14% of the cases for Arabic (ar) and Spanish (es) respectively, is an Orientation state followed by a Hesitation. However, both transition matrices are quite similar, with the only obvious exception, perhaps, that Arabic translators transition more often from a Hesitation to a successive Orientation (21%) while this is much more unlikely for Spanish translator (9% of the cases). In both cases, perhaps not surprisingly, the highest chances are that a translator will try to arrive at a Flow state (F).

		ar			es		
To		O	F	H	O	F	H
From	O	-	0.84	0.16	-	0.86	0.14
	F	0.60	-	0.40	0.60	-	0.40
	H	0.21	0.79	-	0.09	0.91	-

Table 7: Transition Matrix between HOF states for Arabic (left) and Spanish (right).

6.2 Distribution of Tasks in H and F states

Table 8 shows the distribution of **A**, **D**, and **C** Tasks in Hesitation (H) and Flow (F) states for the two languages.¹² According to this table, as can be expected, Flow states are clearly dominated by **A** Tasks while deletions and additions are more equally distributed during Hesitation.

	ar		es	
	H	F	H	F
A	0.54	0.84	0.53	0.81
D	0.34	0.08	0.41	0.08
C	0.12	0.08	0.06	0.11

Table 8: Percentage of Tasks in Flow and Hesitation states for the Spanish and Arabic data. There is clearly a higher proportion of **A** Tasks in Flow states but proportionally more **D** Tasks during Hesitation. (Columns add up to 100%)

F:ar	F:es	H:ar	H:es
A	A	A	A
AA	AA	D	D
AAA	AAA	AA	C
AAAA	AAAA	C	AA
C	C	DD	DA
D	D	DA	CA

Table 9: Six most frequent TS labels for Flow in Hesitation states in the Arabic and Spanish. Note the identical ranking of TS frequencies in the Flow state.

Table 9 confirms the assumption that different TS patterns are realized in H and in F states. The table shows the six most frequent TS labels of F and H states in the two languages. This accounts for roughly 75% of the adjusted TSs. The table shows a very strong correlation ($r=0.993$, for the first 20 labels) between the Arabic and Spanish Flow states and between the Arabic and Spanish Hesitation states ($r=0.968$). The correlation between Flow and Hesitation states is slightly lower, $r=0.85$ and $r=0.76$ when changing both language and type of state.

6.3 Time structure of HOF states

Table 10 provides a summary of Flow state properties for the Arabic and Spanish translation sessions. The Table indicates the mean, minimum and maximum values for various features per Flow state. Table 10 shows that Arabic Flow states are approximately twice as long as the Spanish ones (Dur/F). There are more keystrokes per Arabic Flow states (Keys/F), there is a larger number of TSs (TS/F) and Tasks (Tasks/F) and the variation of these parameters is higher in Arabic data as compared with the Spanish data. However, the number of keystrokes per Task (Keys/Task) and the number of keystrokes per TS (Keys/TS) seem to be lower in Arabic Flow states than in Spanish Flow states. Consistent with the analyses before, this indicates that Arabic translators are slower and their translation proceeds more disrupted.

A slightly different pattern can be observed for Hesitations as shown in Table 11. As for the Flow states, the duration of Hesitations is also longer for Arabic in comparison with Spanish and there are more keystrokes, Tasks, and TSs in Arabic than in Spanish Hesitation states. However, the number

¹² One assumption in this framework is that every Task is completed within one TS and every TS is completed within one HOF state. That is, Tasks are not supposed to overlap between two (or more) TSs and every TSs must be completed within one HOF state before transitioning to the next HOF state. However, presumably due to the manual annotation, in 6.4% of the cases (666 of 10356) a TS crossed a HOF state boundary. Most common overlapping TS were observed in the transitions $H \rightarrow F$, $F \rightarrow O$, $F \rightarrow H$ and $O \rightarrow F$ with 136, 133, 132, and 131 occurrences respectively. These Task Segments were cut at the transition between HOF states, which resulted in more and slightly shorter average TSs.

of keystrokes during a Hesitation state is significantly lower as compared to Flow states. There is a large difference in the number of keystrokes during Hesitations in the Arabic (mean 17.68) and the Spanish (mean 3.19), almost 500%. This large difference may indicate a less clear discrimination between states of Hesitation and Flow in the Arabic data.

ar	Dur/F	Keys/F	TS/F	Tasks/F	Keys/TS	Keys/Task
mean	12320	36.58	3.04	7.17	12.50	5.04
min	8314	23.48	1.48	5.22	10.67	4.10
max	21930	63.33	5.60	10.40	15.88	6.09
es						
mean	6389	29.42	2.10	5.44	14.85	5.47
min	3585	19.52	1.30	4.00	10.76	4.69
max	9484	40.97	3.81	7.80	20.04	6.70

Table 10: Summary information of Flow states for the Arabic and Spanish data. Mean, minimum and maximum values for average duration (Dur/F), keystrokes (Keys/F), TSs (TS/F) and Tasks per Flow state (Tasks/F). The table also shows average keystrokes per TS (Keys/TS), and keystrokes per Task (Keys/Task) in Flow states.

ar	Dur/H	Keys/H	TS/H	Tasks/H	Keys/TS	Keys/Task
mean	14155	17.68	2.76	4.54	6.78	3.99
min	9703	11.15	2.14	3.62	3.82	2.51
max	17597	24.14	3.38	6.26	11.27	6.26
es						
mean	7329	3.19	1.95	2.23	1.55	1.34
min	4199	1.71	1.53	1.55	1.07	1.02
max	13122	7.64	2.59	3.32	2.95	2.30

Table 11: Summary information of Hesitation states for Arabic and Spanish data. Same columns as in Table 10.

This assumption is corroborated by the fact that Spanish translators spend approximately 18% of their Flow states in keystroke pauses (*TSPs*), while the pausing time during Hesitations is 3 times higher, 54%. That is, 54% of the Hesitation time is spent in reflection or visual search (no keystrokes produced), and 46% in the completion of Tasks.

Arabic translators, in contrast, spend 26% of their Flow-state time in pausing (*TSPs*) and less than twice that amount, 45%, during Hesitation. Thus, the discrimination between Flow and Hesitation seems fuzzier in Arabic data as compared to the Arabic one. The boundary between reflection and typing, Flow and Hesitation seems to be less pronounced for the Arabic translators.

Finally, the slower (or more meticulous) pace of Arabic translators is also obvious in the duration of Orientation states (see Table 12), which, similar to the other HOF states, amounts to approximately twice that of their Spanish colleagues.

	mean	min	max
ar	10300	5851	15169
es	4838	3007	8050

Table 12: Duration of Orientation states for Arabic (ar) and Spanish (es) translators.

7 Discussion and conclusion

This article suggests analyzing human translation as generative processes in line with the TSF (M&A 2022) and the HOF annotation taxonomy (Carl et al 2024). It suggests a hierarchical architecture of the translating mind that consists of three embedded processing layers: A) a layer of affective/emotional states, B) a layer of behavioral, automated/routinized processing, and C) a layer of cognitive processes, deliberate/reflective thought. While the HOF taxonomy captures three different affective/emotional translation states, the TSF defines automated and reflective translation processes. The article analyses sequences of translation behavior that reveal traces of the assumed, hidden ABC processes in recorded keystroke and gaze data.

In this framework, sequences of motor programs form the basis of human translation production. Following M&A, sequences of motor programs cluster into Tasks by which translators research, add, change, or modify a translation. Successive Tasks are separated by respites (*RSPs*) which are short pauses in the flow of keystrokes. Sequences of Tasks, in turn, form Task Segments (*TSs*) which are separated by a Task Segment Pause (*TSPs*). According to M&A, *RSPs* are involuntary distractions, while *TSPs* are intentional, willful breaks in the translation process. Tasks and *TSs* are thus indicative of automated/routinized processing while *TSPs* signal reflective thought or translation planning. In previous work, Carl (2024) suggests simulating the ABC processes of the mind with an artificial agent implemented as a Partially Observable Markov Decision Process (POMDP, Heins et al 2022) that can be trained on empirical data.

The article shows that different translators follow different pausing patterns and that different types of *TSs* are characteristic for different phenomenal, affective/emotional translation states. However, previous studies show that a specific pausing structure is typical not only for different translators and language pairs, but may also be indicative of text difficulty, translation goals, and translator expertise, among other things.

The suggested three-fold ABC architecture of the translating mind is reminiscent of Robinson's (1991, 2023) ideosomatic theory of translation. Robinson's ideosomatic theory posits that translation is not purely a cognitive or linguistic task but involves the translator's physical, emotional, and sensory experiences—what Robinson calls “somatic” responses. The ideosomatic theory highlights how translators mediate embodied experiences and social norms. The term “ideosomatic” combines *ideo-* (referring to ideas or beliefs) and *somatic* (relating to the body). Robinson suggests that translators not only work with words but also engage their bodies and feelings in interpreting and reproducing text. These somatic responses, influenced by the translator's cultural and individual backgrounds, affect decisions and interpretations throughout the translation process. For instance, translators might feel that a certain translation “feels right” or “off,” guiding them toward certain choices based on embodied responses rather than solely cognitive analysis.

Robinson (2023) thereby borrows and extends Peirce's (1866/1992) semiotics, emphasizing subjective experience of translators. Following Peirce, Robinson posits three types of interpretants, *emotional*, *energetic*, and *logical*, which roughly correspond to the ABC layers of the translating mind. Each interpretant unfolds concurrently and represents different ways a sign (word, phrase or text) can be interpreted or understood:

- A. **Emotional Interpretant:** implies an initial feeling to a text or sign, a feeling or emotional response which actively shapes interpretation, cognition, and translation. The emotional interpretant is the basis for different HOF states, flow, hesitation and orientation, which actively shape cognitive and motor aspects of translation
- B. **Energetic Interpretant:** refers to a reaction that involves effort or action. It involves a physical or motor response to a sign, which is, in Robinson conception, inherently embodied. The energetic interpretant thus highlights the embodied/energetic nature of behavioral processes that directly interact with the environment.

- C. **Logical Interpretant:** involves conceptual or cognitive processes, a cognitive, rational, or reflective conclusions, shaped by habits or general rules of reasoning. The logical interpretant allows for enduring conceptual insights, that, for Robinson, imply a cognitive-affective synthesis.

Robinson (2023, 81) stipulates that two expressions share the same sense, if they evoke a “shared kinesthetic sensation.” As we read a text, Robinson says, we nonverbally experience its (deverbalized) sense on an affective/emotional layer. This brings a translator into a relation with the text which affords him/her “the ability to understand other people’s feelings and feeling-saturated thoughts” (ibid. 86). Emotional responses can trigger intuitive judgments and the possibility to translate. The reflective mind of the logical interpretant can, in contrast, consciously regulate emotions, potentially mitigating or amplifying their impact on decision-making. In translation, a translator's emotional response might influence immediate intuitive decisions, but reflective reasoning can override or reinterpret those emotions for more deliberate translation choices.

A flow state of smooth translation production is possible if the emotional interpretant is “in tune” with the actions and observations of the energetic interpretant. In case of a clash of predictions and observations between these two interpretants, the logical interpretant may be called upon to re-integrate sensorimotor contingencies of the energetic interpretant with expectations of the emotional interpretant. Robinson calls this the “feeling-becoming-thinking” which is a central part of his somatic theory of translational action.

Funding: “This research received no external funding”

Data Availability Statement: An account on the CRITT server with python scripts and instructions to run and reproduce the results reported here can be obtained free of charge from here: <https://shorturl.at/bisAQ%20>

Acknowledgments: to be added later

References

- Alves, F & Vale, D (2009) Probing the unit of translation in time: aspects of the design and development of a web application for storing, annotating, and querying translation process data. *Across Lang. Cult.*, 10 (2) (2009), pp. 251-273
- Angelone, Erik. (2010) “Uncertainty, uncertainty management and metacognitive problem solving in the translation task.”
- Baaijen, V., Galbraith, D. & de Glopper, K. (2012). Keystroke analysis: Reflections on procedures and measures. *Written Communication*, 29(3), 246–277. <https://doi.org/10.1177/0741088312451108>
- Balashov, (2020) *The Translator's Extended Mind*. *Minds & Machines* (2020)
- Carl Michael. and Kay, Martin. (2011) Gazing and typing activities during translation : a comparative study of translation units of professional and student translators. *Meta*, 56 (4), pp. 952-975
- Carl, Michael (2012). *Translog-II: a Program for Recording User Activity Data for Empirical Reading and Writing Research*. *LREC* 12, 4108-411
- Carl, Michael and Sheng Lu and Ali Al-Ramadan (2024) Using Machine Learning to Validate a Novel Taxonomy of Phenomenal Translation States. *Proceedings of the 25th Annual Conference of the European Association for Machine Translation*. 480-492
- Carl, Michael, Yuxiang Wei, Sheng Lu, Longhui Zou, Takanori Mizowaki, Masaru Yamada, (2024) Hesitation, orientation, and flow: A taxonomy for deep temporal translation architectures, *Amper-sand*, <https://doi.org/10.1016/j.amper.2024.100164>

- Carl, Michael, and Dragsted, B. (2012). Inside the Monitor Model: Processes of Default and Challenged Translation Production. *TC3, Translation: Computation, Corpora, Cognition*, 2(1), 127-145. <http://www.t-c3.org/index.php/t-c3/article/view/18>
- Carl, Michael, Moritz Schaeffer, and Srinivas Bangalore. (2016). "The CRITT Translation Process Research Database." In *New Directions in Empirical Translation Process Research*, edited by Michael Carl, Srinivas Bangalore, and Moritz Schaeffer, 13-54. Springer.
- Carl, Michael. (2024). "An Active Inference Agent for Modeling Human Translation Processes" *Entropy* 26, no. 8: 616. <https://doi.org/10.3390/e26080616>
- Carl, Michael. (in press). Representation and Resemblance in Translation: Scrutinizing Interpretive Language Use in Relevance Theory, Routledge [<https://philsci-archiv.pitt.edu/24030/>]
- Catford, J.C. (1965). *A Linguistic Theory of Translation: An Essay in Applied Linguistics* London: Oxford University Press.
- Clark, A. (2023). *The Experience Machine: How Our Minds Predict and Shape Reality*; Pantheon Books: New York, NY, USA,
- Couto-Vale, Daniel. (2017) What does a translator do when not writing? In Silvia HansenSchirra, Oliver Czulo & Sascha Hofmann (eds.), *Empirical modelling of translation and interpreting*, 209–237. Berlin: Language Science Press. DOI:10.5281/zenodo.1090970
- Da Costa, Lancelot and Lars Sandved-Smith, (2024) Towards a Bayesian mechanics of metacognitive particles: A commentary on "Path integrals, particular kinds, and strange things" by Friston, Da Costa, Sakthivadivel, Heins, Pavliotis, Ramstead, and Parr, *Physics of Life Reviews*, Volume 48, pp. 11-13.
- Dijksterhuis, A. J. and Loran F Nordgren. (2006) "A Theory of Unconscious Thought." *Perspectives on Psychological Science* 1: 109 - 95.
- Dijkstra, T., & van Heuven, W. J. B. (2002). The Architecture of the Bilingual Word Recognition System: From Identification to Decision. *Bilingualism: Language and Cognition*, 5, 175-197.
- Dimitrova, Birgitta Englund. (2005) *Expertise and Explicitation in the Translation Process*. *Benjamins Translation Library*, 64.
- Dong, Qingxiu; Lei Li, Damai Dai, Ce Zheng, Jingyuan Ma, Rui Li, Heming Xia, Jingjing Xu, Zhiyong Wu, Baobao Chang, Xu Sun, Lei Li, and Zhifang Sui. (2024). A Survey on In-context Learning. In *Proceedings of the 2024 Conference on Empirical Methods in Natural Language Processing*, pages 1107–1128, Miami, Florida, USA. Association for Computational Linguistics.
- Evans, J. St. B. T. (2010). Intuition and reasoning: A dual-process perspective. *Psychological Inquiry*, 21, 313-32
- Evans, J. St. B. T., & Stanovich, K. E. (2013). Dual process theories of cognition: Advancing the debate. *Perspectives on Psychological Science*, 8, 223-2
- Friston, K. (2009). "The free-energy principle: a rough guide to the brain?" *Trends in Cognitive Sciences* 13(7): 293–301.
- Friston, K. J., M. Lin, C. D. Frith, G. Pezzulo, J. A. Hobson, & S. Ondobaka. (2017). Active Inference, Curiosity and Insight. *Neural Comput*, 29(10), 2633-2683. doi:10.1162/neco_a_00999
- Friston, Karl, Lancelot Da Costa, Dalton A.R. Sakthivadivel, Conor Heins, Grigorios A. Pavliotis, Maxwell Ramstead, Thomas Parr, (2023) Path integrals, particular kinds, and strange things, *Physics of Life Reviews*, Volume 47, pp 35-62, <https://doi.org/10.1016/j.plev.2023.08.016>.
- Gerloff, Pamela Ann. (1988). "From French to English : a look at the translation process in students, bilinguals, and professional translators." *Harvard University ProQuest Dissertations & Theses*

- Gilbert, Devin, Cristina Toledo-Báez, Michael Carl and Haydeé Espino. (2023) Impact of word alignment on word translation entropy and other metrics: A comparison of translation process research findings derived from different word alignment methods. In *American Translators Association Scholarly Monograph Series*. John Benjamins <https://doi.org/10.1075/ata.xx>
- Gile, Daniel (1985) Le modèle d'efforts et l'équilibre d'interprétation en interprétation simultanée. *Meta : journal des traducteurs*, vol. 30, n° 1, p. 44-48.
- Gile, Daniel. (1995). *Basic Concepts and Modes for Interpreter and Translator Training*. John Benjamins.
- Heins, C.; Millidge, B.; Demekas, D.; Klein, B.; Friston, K.; Couzin, I.D.; Tschantz, A. (2022), PYMDP: A python library for active inference in discrete state spaces. *J. Open Source Softw.* 7, 4098.
- Hubscher-Davidson, S. E. (2017). *Translation and Emotion: A Psychological Perspective*. Routledge
- Hutchins, J., & Somers, H. (1992). *An Introduction to Machine Translation*. London: Academic Press Limited.
- Jakobsen, A.L (1999) Logging target text production with Translog. In *Copenhagen Studies in Language*, volume 24, Samfundslitteratur 9-20
- Jakobsen, Arnt L., and Lasse Schou. (1999) "Translog Documentation, Version 1.0." In *Probing the Process in Translation: Methods and Results* ed. by Gyde Hansen, 1–36. Copenhagen: Samfundslitteratur.
- Kahneman, D. (2011). *Thinking, fast and slow*. London: Allen Lane.
- Kirchhoff, Michael and Julian Kiverstein (2019) *Extended Conscious and Predictive Processing: A third wave*. Routledge. London and New York
- Königs, Frank. (1987). "Was beim Übersetzen passiert: theoretische Aspekte, empirische Befunde und praktische Konsequenzen." *Die neueren Sprachen* 2: 162–185.
- Krings, H. P. (1986). Translation problem and translation strategies of advanced German learners of French (L2). In: House J., Blum-Kulka S. (Eds.), *Interlingual and Intercultural Communication: Discourse and Cognition in Translation and Second Language Acquisition Studies* (pp. 263–276). Gunter Narr.
- Krings, Hans P. (2001): *Repairing Texts: Empirical Investigations of Machine Translation Post-Editing Processes* (Geoffrey S. Koby, ed.), The Kent State University Press, Kent, Ohio & London,
- Kroll, J.F. and Stewart, E. (1994) Category Interference in Translation and Picture Naming: Evidence for Asymmetric Connections between Bilingual Memory Representations. *Journal of Memory and Language*, 33, 149-174. <https://doi.org/10.1006/jmla.1994.1008>
- Kumpulainen, M. (2015) On the operationalisation of 'pauses' in translation process research *The International Journal for Translation and Interpreting Research*, 7, pp. 47-58
- Lacruz, I.; Shreve, G.M. (2014) Pauses and cognitive effort in post-editing. In *Post-Editing of Machine Translation: Processes and Applications*; Scholars Publishing: Cambridge UK, 2014; pp. 246–272
- Leijten, M., & Van Waes, L. (2013). Keystroke Logging in Writing Research: Using Inputlog to Analyze and Visualize Writing Processes. *Written Communication*, 30, 358-392. <https://doi.org/10.1177/0741088313491692>
- Lörscher Wolfgang (1991). *Translation Performance, Translation Process, and Translation Strategies. A Psycholinguistic Investigation*. Tübingen, Gunter Narr, 1991.

- M&A/Muñoz, R. and Apfelthaler M. (2022) A task segment framework to study keylogged translation processes. *Translation & Interpreting* Vol. 14 No. 2
- Malmkjaer, K. (1998) Unit of Translation. *Routledge Encyclopedia of Translation Studies*. page 286–288
- Mesa-Lao, Bartolomé (2014) *Gaze Behaviour on Source Texts: An Exploratory Study comparing Translation and Post-editing. Post-editing of Machine Translation: Processes and Applications*. Cambridge Scholars Publishing
- Millière, R., and Buckner, C. (2024). A philosophical introduction to language models—Part I: Continuity with classic debates. arXiv:2401.03910.
- Nida, E. A. (1964). *Towards a Science of Translating: With Special Reference to Principles and Procedures Involved in Bible Translating*. Leiden: Brill.
- Nord, Christiane (2006), *Translating as a Purposeful Activity: A Prospective Approach*: Published in *TEFLIN Journal*, volume 17, issue 2, pages 131–143
- Olalla-Soler, Christian. (2023). Literal vs. Default Translation. Challenging the Constructs with Middle Egyptian Translation as an Extreme Case in Point. *Sendebär. Revista de Traducción e Interpretación*, Universidad de Granada, 65-92. <https://revistaseug.ugr.es/index.php/sendebär>
- Palacios, E.R., A. Razi, T. Parr, M. Kirchhoff, K. Friston (2020) On Markov blankets and hierarchical self-organisation. *J Theor Biol*, 486 (2020), Article 110089
- Parr, Thomas and Giovanni Pezzulo and Karl J. Friston (2022) *Active Inference: The Free Energy Principle in Mind, Brain, and Behavior*. MIT <https://mitpress.mit.edu/9780262045353/active-inference/>
- Peirce, C.S. (1866/1992) *The Essential Peirce: Selected Philosophical Writings*; Peirce Edition Project, Ed.; Indiana University Press: Bloomington, IN, USA,
- Pezzulo G., Parr T., Friston K. (2024) Active inference as a theory of sentient behavior. *Biological Psychology* 108741
- Robinson, Douglas (1991) : *The Translator's Turn*, Baltimore and London, The Johns Hopkins University Press
- Robinson, Douglas. (2023) *Questions for Translation Studies*; Benjamins Translation Library: Amsterdam, The Netherlands; Philadelphia, PA, USA
- Sandved-Smith, Lars, Juan Diego Bogotá, Jakob Hohwy, Julian Kiverstein, Antoine Lutz (2024) *Deep computational neurophenomenology: A methodological framework for investigating the how of experience*. Available on <https://www.researchhub.com/paper/6171544/deep-computational-neurophenomenology-a-methodological-framework-for-investigating-the-how-of-experience>
- Schaeffer, Moritz and Carl, Michael. (2013). Shared Representations and the Translation Process: A Recursive Model. In: *Translation and Interpreting Studies*, Vol. 8, No. 2, (p. 169–190).
- Schaeffer, Moritz, Barbara Dragsted, Kristian Tangsgaard Hvelplund, Laura Winther Balling, Michael Carl. (2016) *Word Translation Entropy: Evidence of Early Target Language Activation During Reading for Translation*. In *New Directions in Empirical Translation Process Research*. Pages 183-210
- Seth, A. (2021) *Being You: A New Science of Consciousness*; Faber and Faber: London, UK
- Snell-Hornby, M. (1988) *Translation Studies: An Integrated Approach*. John Benjamins, Amsterdam and Philadelphia. <http://dx.doi.org/10.1075/z.38>
- Tirkkonen-Condit, Sonja. (2005) “The Monitor Model Revisited: Evidence from Process Research.” *Meta: Translators' Journal* 50. 405-414.

- Van Waes, L., Leijten, M., Lindgren, E., & Wengelin, Å. (2016). Keystroke logging in writing research: Analyzing online writing processes. In C. A. MacArthur, S. Graham, & J. Fitzgerald (Eds.), *Handbook of writing research* (2nd ed., pp. 410–426). The Guilford Press.
- Vieira, Lucas Nunes (2017) From process to product: links between post-editing effort and post-edited quality. *Translation in Transition: Between cognition, computing and technology*. Volume 133. p. 161-186. John Benjamins Publishing Company