

Neural Context Flows for Meta-Learning of Dynamical Systems

Roussel Desmond Nzoyem

University of Bristol
Bristol, UK

David A.W. Barton

University of Bristol
Bristol, UK

Tom Deakin

University of Bristol
Bristol, UK

{rd.nzoyemngueguin,david.barton,tom.deakin}@bristol.ac.uk

Abstract

Neural Ordinary Differential Equations (NODEs) often struggle to adapt to new dynamic behaviours caused by parameter changes in the underlying system, even when these dynamics are similar to previously observed behaviours. This problem becomes more challenging when the changing parameters are unobserved, meaning their value or influence cannot be directly measured when collecting data. To address this issue, we introduce Neural Context Flow (NCF), a robust and interpretable Meta-Learning framework that includes uncertainty estimation. NCF uses higher-order Taylor expansion to enable contextual self-modulation, allowing context vectors to influence dynamics from other domains while also modulating themselves. After establishing convergence guarantees, we empirically test NCF and compare it to related adaptation methods. Our results show that NCF achieves state-of-the-art Out-of-Distribution performance on 5 out of 6 linear and non-linear benchmark problems. Through extensive experiments, we explore the flexible model architecture of NCF and the encoded representations within the learned context vectors. Our findings highlight the potential implications of NCF for foundational models in the physical sciences, offering a promising approach to improving the adaptability and generalization of NODEs in various scientific applications. Our code is openly available at <https://github.com/ddrou/ncflow>.

1 Introduction

A prototypical autonomous dynamical system describes the continuous change, through time $t \in \mathbb{R}^+$, of a quantity $x(t) \in \mathbb{R}^d$. Its dynamics are heavily dependent on its parameters $c \in \mathbb{R}^{d_c}$, according to the (ordinary) differential equation

$$\frac{dx}{dt}(t) = f(x(t), c), \quad (1)$$

where $f : \mathbb{R}^d \times \mathbb{R}^{d_c} \rightarrow \mathbb{R}^d$ is the **vector field**. Learning a dynamical system from data is synonymous with approximating f , a task neural networks have been remarkably good at in recent years [Chen et al., 2018, Kidger, 2022].

Consider the problem of reconstructing the mechanical motion of an undamped pendulum, with limited data collected from two domains a.k.a. environments: Earth’s surface, and outer space. Unaware of the physical discrepancies between these environments (gravitational constant, ambient temperature, etc.), we could learn one single environment-agnostic vector field using

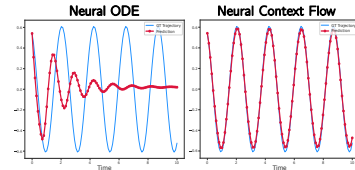


Figure 1: Predicted angle α for the simple pendulum $\frac{d^2\alpha}{dt^2} + g \sin \alpha = 0$. The OFA Neural ODE that disregards context fails to generalize its oscillation frequency $\sqrt{g}/2\pi$ to unseen environments, due in part to merged inhomogeneous training data. Our work investigates Neural Context Flows and related Meta-Learning methods to overcome this issue.

all available data in a strategy termed One-For-All (OFA) [Yin et al., 2021a]. However, our model would struggle not only to meaningfully fit such inhomogeneous data, but also to generalize when presented with data from a different environment, e.g., the Moon’s surface. This problem is illustrated in Figure 1 when gravity is the parameter that changes. Similarly, learning one vector field per environment would fail to capture the commonalities between the training environments, which hinders fast adaptation to new ones [Yin et al., 2021a]. In these conditions, it is imperative to *learn what to learn* from all the data while acknowledging each environment’s unique properties.

Neural Ordinary Differential Equations (Neural ODEs) [Chen et al., 2018] have emerged as a versatile class of methods for learning ordinary, stochastic, and controlled differential equations [Kidger et al., 2020]. They can be viewed as continuous-time limits of Residual Neural Networks [He et al., 2016, Haber and Ruthotto, 2017, Weinan, 2017], and were popularized in the Dynamical Systems community through Universal Differential Equations [Rackauckas et al., 2020]. Trained using Differentiable Programming techniques [Nzoyem et al., 2023, Ma et al., 2021], they have shown extensive applications in areas like chemical engineering [Owoyele and Pal, 2022], geosciences [Shen et al., 2023], turbulence forecasting [Portwood et al., 2019], etc., where the parameters are typically known or the environments fixed.

In Scientific Machine Learning [Cuomo et al., 2022] the problem of generalization has largely been tackled by injecting domain knowledge. It is commonly understood that adding a term in Equation (1) that captures as much of the dynamics as possible leads to lower evaluation losses [Yin et al., 2021b]. For such terms to be added, however, it is essential to have knowledge of the parameters that change, which may then either be directly estimated, or predicted by a neural network within the vector field [Rackauckas et al., 2020]. We are naturally left to wonder how to efficiently learn a generalizable dynamical system when such physics are absent.

Under constantly changing experimental conditions, two major obstacles to learning the parameter dependence of a vector field arise:

- (P1) **Limited data:** models like Neural ODEs are known to be data-hungry [Yin et al., 2021b], and limited data from each environment may not be enough to learn a vector field suitable for all environments.
- (P2) **Unobserved parameters:** during the data collection process, one might be unfamiliar with the basic physics of the system, or may not know *which* or *how many* parameters might be worth paying attention to.

Solving these two problems would contribute to the efficient **generalization** of the learned models, an urgent concern given the tendency of the Machine Learning community to prioritize Out-of-Distribution (OoD) *detection* at the expense of *adaptation* to new settings [Arjovsky, 2020]. OoD adaptation would massively reduce cost and benefit recent efforts towards foundational models in the physical sciences [Subramanian et al., 2024, McCabe et al., 2023].

This work presents **Neural Context Flows** (NCFs), a novel approach for multi-environment generalization of dynamical systems. By leveraging the regularity of the vector field with respect to unobserved parameters, NCFs employ a neural network vector field shared between all environments. This vector field is subsequently modulated by environment-specific latent context vectors. Our contributions are threefold:

- (1) We introduce a robust Meta-Learning methodology for enhancing the generalizability of dynamical systems. This approach effectively addresses problems (P1) and (P2), challenging the prevailing notion that standard Deep Learning techniques are inherently inefficient for Out-of-Distribution (OoD) adaptation [Mouli et al., 2024].
- (2) We present an interpretable framework for Multi-Task representation learning, incorporating a straightforward method for uncertainty quantification. This work extends the emerging trend of explainable linearly parameterized physical systems [Blanke and Lelarge, 2024] to non-linear settings, thus broadening its applicability.
- (3) We provide a curated set of benchmark problems specifically designed for Meta-Learning of dynamical systems. This collection encompasses a diverse range of problems frequently encountered in the physical science literature, all accessible through a unified interface: <https://github.com/ddrous/gen-dynamics>.

2 Related Work

Learning data-driven Neural ODEs that generalize across parameters is only a recent endeavor. To the best of the authors’ knowledge, all attempts to solve (P1) and (P2) have relied on Multi-Task and Meta-Learning to efficiently adapt to new parameter values, thus producing methods with varying levels of interpolation and extrapolation capabilities.

Multi-Task Learning. Multi-Task Learning (MTL) describes a family of techniques where a model is trained to jointly perform multiple tasks. In Scientific Machine Learning, one of the earliest methods to attack this generalization problem is LEADS [Yin et al., 2021a]. In LEADS, the vector field is decomposed into shared dynamics f_ϕ and environment-specific g_ψ^e components

$$\frac{dx^e}{dt} = f_\phi(x) + g_\psi^e(x), \quad (2)$$

where the superscript e identifies the environment in which the dynamical system evolves, and $\{\phi, \psi\}$ are learnable neural network weights.

While LEADS excels at interpolation tasks, it performs poorly during extrapolation [Kirchmeyer et al., 2022]. Furthermore, it requires retraining a new network g_ψ^e each time a new environment is encountered, which can be constraining in scenarios where adaptation is frequently required. Before LEADS, other MTL approaches had been proposed outside the context of dynamical systems [Caruana, 1997, Rebuffi et al., 2017, 2018, Lee and Parish, 2021]. Still, they do not address the crucial adaptation to new tasks which is our focus.

Meta-Learning. Another influential body of work looked at Meta-Learning: a framework in which, in addition to the MTL joint training scheme, shared representation is learned for rapid adaptation to unseen tasks with only minimum data [Wang et al., 2021]. The seminal MAML [Finn et al., 2017] popularized Gradient-Based Meta-learning (GBML) by nesting an inner gradient loop in the typical training process. Since then, several variants aimed at avoiding over-fitting and reducing cost have been proposed, e.g. ANIL [Raghu et al., 2019] and CAVIA [Zintgraf et al., 2019]. The latter is a contextual learning approach [Garnelo et al., 2018] that partitions learnable parameters into some that are optimized on each environment, and others shared across environments, i.e., *meta-trained*.

DyAd [Wang et al., 2022] is one of the earliest Meta-Learning approaches to target generalizable dynamical systems. It learns to represent time-invariant features of a trajectory by an *encoder* network, followed by a *forecaster* network to learn shared dynamics across the different environments. DyAd only performs well under weak supervision, that is when the underlying (observed) parameters are made known to the loss function via penalization.

Arguably the most successful Meta-Learning method for physical systems is CoDA [Kirchmeyer et al., 2022], which assumes that the underlying system is described by parametrized differential equations whose form is shared by all environments. However, these equations differ by the values of the vector field’s weights, which are produced by a (linear) *hypernetwork*. For the environment indexed by e , these weights are computed by¹

$$\theta^e = \theta^c + W\xi^e, \quad (3)$$

where θ^c and W are shared across environments, and $\xi^e \in \mathbb{R}^{d_\xi}$ is an environment-specific latent context vector (or simply **context**). While it achieves state-of-the-art performance on many physical systems, the main limitation of CoDA is its hypernetwork approach, which might hinder parallelism and scaling to large root or target networks. In practice, since they involve two networks instead of one, methods based on hypernetworks require more computational resources to train, and exhibit a more complex optimization landscape [Chauhan et al., 2023].

Taylor expansion. Recently, Blanke and Lelarge [2024] modeled the variability of linearly parameterized dynamical systems with an affine function of low-dimensional environment-specific context vectors. They empirically showed that this improved interpretability, generalization abilities, and computation speed. In our work, we similarly explain non-linear systems, thus generalizing existing work with higher-order Taylor expansion. Additionally, we extract additional benefits such as parallelizability and uncertainty quantification.

¹The general CoDA formulation encompasses the GMBL adaptation rule [Kirchmeyer et al., 2022]. Furthermore, MTL models can be identified to Equation (3) with $\theta^c = \mathbf{0}$.

3 Neural Context Flow (NCF)

A training dataset $\mathcal{D}_{\text{tr}} := \{x_i^e(\cdot)\}_{i \in \llbracket 1, S \rrbracket}^{e \in \llbracket 1, m \rrbracket}$ is defined as a set of trajectories collected from m related environments, with S trajectories per environment, each of length $N \in \mathbb{N}^*$ over a time horizon $T > 0$. Given \mathcal{D}_{tr} , we aim to find the neural network weights θ that parameterize a vector field f_θ , along with several context vectors $\{\xi^e\}_{e \in \llbracket 1, m \rrbracket}$ that modulate its behavior such that

$$\frac{dx_i^e}{dt}(t) = f_\theta(x_i^e(t), \xi^e), \quad \forall t \in [0, T], \quad \forall i \in \llbracket 1, S \rrbracket, \quad \forall e \in \llbracket 1, m \rrbracket. \quad (4)$$

We learn a single vector field for all environments in our training set \mathcal{D}_{tr} . The same vector field will be reused, unchanged, for future testing and adaptation to environments in \mathcal{D}_{ad} .

The vector field f_θ is assumed to not only be *continuous*, but also *smooth* in its second argument ξ . Exploiting this inductive bias, we “collect” information from other environments by Taylor-expanding f_θ around any other $\{\xi^j\}_{j \in P}$, where $P \subseteq \llbracket 1, m \rrbracket$ is a **context pool**² containing $p \geq 1$ distinct environment indices. This gives rise, for fixed e and i , to p Neural ODEs

$$\begin{cases} \frac{dx_i^{e,j}}{dt}(t) = T_{f_\theta}^k(x_i^{e,j}(t), \xi^e, \xi^j), & \forall j \in P, \\ x_i^{e,j}(0) = x_i^e(0), \end{cases} \quad (5)$$

where $x_i^{e,j}(\cdot) \in \mathbb{R}^d$, and $\xi^e, \xi^j \in \mathbb{R}^{d_\xi}$. $T_{f_\theta}^k(\cdot, \xi^e, \xi^j)$ denotes the k -th order Taylor expansion of f_θ at ξ^e around ξ^j . In particular, $T_{f_\theta}^1$ can be written as

$$T_{f_\theta}^1(x_i^{e,j}, \xi^e, \xi^j) = f_\theta(x_i^{e,j}, \xi^j) + \nabla_\xi f_\theta(x_i^{e,j}, \xi^j)(\xi^e - \xi^j) + o(\|\xi^e - \xi^j\|), \quad (6)$$

where $o(\cdot)$ captures negligible residuals. Equation (6) directly consists of a Jacobian-Vector Product (JVP), making its implementation memory-efficient. Since higher-order Taylor expansions of vector-valued functions do not readily display the same property, we provide the following proposition to facilitate the second-order approximation.

Proposition 3.1 (Second-order Taylor expansion with JVPs). *Assume $f : \mathbb{R}^d \times \mathbb{R}^{d_\xi} \rightarrow \mathbb{R}^d$ is \mathcal{C}^2 wrt its second argument. Let $x \in \mathbb{R}^d$, $\xi \in \mathbb{R}^{d_\xi}$, and define $g : \tilde{\xi} \mapsto \nabla_\xi f(x, \tilde{\xi})(\xi - \tilde{\xi})$. The second-order Taylor expansion of f around any $\tilde{\xi} \in \mathbb{R}^{d_\xi}$ is then expressed as*

$$f(x, \xi) = f(x, \tilde{\xi}) + \frac{3}{2}g(\tilde{\xi}) + \frac{1}{2}\nabla g(\tilde{\xi})(\xi - \tilde{\xi}) + o(\|\xi - \tilde{\xi}\|^2). \quad (7)$$

Proof. We refer the reader to Appendix A. □

By setting $\xi^e := \xi$, and $\xi^j := \tilde{\xi}$, Proposition 3.1 yields an expression for $T_{f_\theta}^2(\cdot, \xi^e, \xi^j)$ in terms of JVPs, an implementation of which we detail in Appendix E. During training (as described below) trajectories from all p Neural ODEs are used within the loss function.

This new framework is called **Neural Context Flow (NCF)** as is the resulting model. The “flow” term refers to the capability of the context from one environment, i.e., j , to influence predictions in another environment, i.e., e , by means of Taylor expansion. It allows the various contexts to not only modulate the behavior of the vector field, but to equally modulate theirs, since they are forced to **remain close** for the Taylor approximations to be accurate. This happens while the same contexts are **pushed apart** by the diversity in the data. This self-modulation process and the beneficial friction it creates is notably absent from other contextual Meta-Learning approaches like CAVIA [Zintgraf et al., 2019] and CoDA [Kirchmeyer et al., 2022].

We depict the NCF framework in Figure 2, along with a **3-networks** architecture that projects the contexts and the state vectors into the same representational space before they can interact. Concretely, $x_i^e(t)$ and the context ξ are first processed independently into $\tilde{x}_i^e(t)$ (by a state network in blue) and $\tilde{\xi}$ (by a context network in green) respectively, before they are concatenated and fed to a main network (in purple) to produce $f_\theta(x_i^e(t), \xi)$. This allows the framework to automatically balance the potentially nonlinear influence of the context with that of the state vector at each evaluation of the vector field.

²We note that P might include e itself, and is reconstituted at each evaluation of loss function (9). Only its size p is constant.

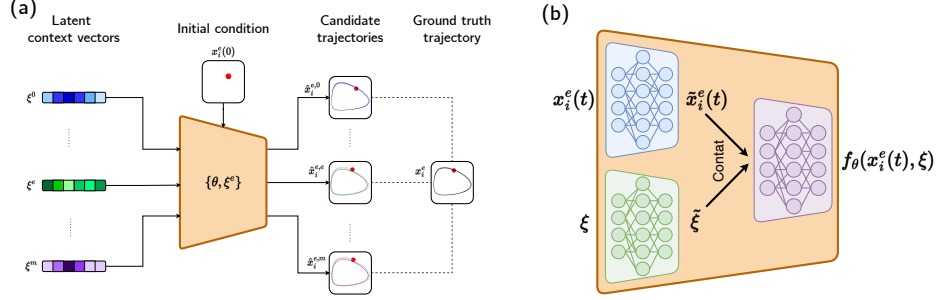


Figure 2: Illustration of the Neural Context Flow (NCF). **(a)** Given an initial condition $x_i^e(0)$ for a training trajectory i in the environment e , NCF predicts in parallel, several candidate trajectories $\{\hat{x}_i^{e,j}\}_{j \in P}$ that are all compared to the ground truth x_i^e , upon which $\{\theta, \xi^e\}$ is updated. **(b)** Illustration of the 3-networks architecture for f_θ where the state vector and the arbitrary context are projected into the same representational space before they can interact inside a main network (in purple).

3.1 Meta-Training

Starting from the same initial state $\hat{x}_i^{e,j}(0) := x_i^e(0)$, the Neural ODEs (5) are integrated using a differentiable numerical solver [Kidger, 2022, Nzoyem et al., 2023, Poli et al., Chen, 2018]:

$$\hat{x}_i^{e,j}(t) = \hat{x}_i^{e,j}(0) + \int_0^t T_{f_\theta}^k(\hat{x}_i^{e,j}(\tau), \xi^e, \xi^j) d\tau, \quad \forall j \in P. \quad (8)$$

The resulting **candidate** trajectories are evaluated at time steps $\{t_n\}_{n \in [1, N]}$ such that $t_1 = 0$ and $t_N = T$. We feed this to a supervised (inner) loss function

$$\ell(\theta, \xi^e, \xi^j, \hat{x}_i^{e,j}, x_i^e) := \frac{1}{N \times d} \sum_{n=1}^N \|\hat{x}_i^{e,j}(t_n) - x_i^e(t_n)\|_2^2 + \frac{\lambda_1}{d_\xi} \|\xi^e\|_1 + \frac{\lambda_2}{d_\theta} \|\theta\|_2^2, \quad (9)$$

where d , d_ξ , and d_θ are the dimensions of the state space, context vectors, and flattened network weights, respectively. $\|\cdot\|_1$ and $\|\cdot\|_2$ denote the L^1 and L^2 norms, with λ_1 and λ_2 their penalty coefficients, respectively. The L^1 regularization term is particularly vital in promoting sparsity in a possibly high-dimensional context vector. To ensure its independence from environment count, context pool size, and trajectory count per environment, the overall MSE loss function \mathcal{L} is expressed as in Equation (10); after which it is minimized wrt both weights θ and contexts $\xi^{1:m} := \{\xi^e\}_{e \in [1, m]}$ via gradient descent, alternating between updates:

$$\mathcal{L}(\theta, \xi^{1:m}, \mathcal{D}_{tr}) := \frac{1}{m \times S \times p} \sum_{e=1}^m \sum_{i=1}^S \sum_{j=1}^p \ell(\theta, \xi^e, \xi^j, \hat{x}_i^{e,j}, x_i^e). \quad (10)$$

The most effective way to train NCFs is via **proximal** alternating minimization as described in Algorithm 1. Although more computationally demanding compared to ordinary alternating minimization (see Algorithm 3), it is adept at dealing with non-smooth loss terms like the L^1 norm in Equation (9) [Parikh et al., 2014]. Not to mention that ordinary alternating minimization (Algorithm 3) can easily lead to sub-optimal convergence [Attouch et al., 2010, Li et al., 2019], while its proximal counterpart converges, with random initialization, almost surely to second-order stationary points provided mild assumptions are satisfied (see Theorem 3.2). We provide a short discussion on those assumptions in Appendix A.

The above comparison demands the definition of two variants of Neural Context Flows. **NCF- t_2** uses *second-order* Taylor expansion in (5), and is trained via *proximal* alternating minimization (Algorithm 1). **NCF- t_1** on the other hand, is implemented using a *first-order* Taylor expansion, and trained using *ordinary* alternating minimization (Algorithm 3). Although less robust than NCF- t_2 , NCF- t_1 is faster and serves as a powerful baseline in our experiments.

Theorem 3.2 (Convergence to second-order stationary points). *Assume that $\mathcal{L}(\cdot, \cdot, \mathcal{D}_{tr})$ satisfies the Kurdyka-Lojasiewicz (KL) property, is L bi-smooth, and $\nabla \mathcal{L}(\cdot, \cdot, \mathcal{D}_{tr})$ is Lipschitz continuous on*

any bounded subset of domain $\mathbb{R}^{d_\theta} \times \mathbb{R}^{d_\xi \times m}$. Under those assumptions, let $(\theta_0, \xi_0^{1:m})$ be a random initialization and $(\theta_q, \xi_q^{1:m})$ be the sequence generated by Algorithm 1. If the sequence $(\theta_q, \xi_q^{1:m})$ is bounded, then it converges to a second-order stationary point of $\mathcal{L}(\cdot, \cdot, \mathcal{D}_\text{tr})$ almost surely.

Algorithm 1 Proximal Alternating Minimization

```

1: Input:  $\mathcal{D}_\text{tr} := \{\mathcal{D}^e\}_{e \in \llbracket 1, m \rrbracket}$ 
2:  $\theta_0 \in \mathbb{R}^{d_\theta}$  randomly initialized
3:  $\xi_0^{1:m} = \bigcup_{e=1}^m \xi^e$ , where  $\xi^e = \mathbf{0} \in \mathbb{R}^{d_\xi}$ 
4:  $q_\text{max} \in \mathbb{N}^*$ ;  $\beta \geq L \in \mathbb{R}^+$ ;  $\eta_\theta, \eta_\xi > 0$ 
5: for  $q \leftarrow 1, q_\text{max}$  do
6:    $\mathcal{G}(\theta) := \mathcal{L}(\theta, \xi_{q-1}^{1:m}, \mathcal{D}_\text{tr}) + \frac{\beta}{2} \|\theta - \theta_{q-1}\|_2^2$ 
7:    $\theta_q = \theta_{q-1}$ 
8:   repeat
9:      $\theta_q \leftarrow \theta_q - \eta_\theta \nabla \mathcal{G}(\theta_q)$ 
10:  until  $\theta_q$  converges
11:   $\mathcal{H}(\xi^{1:m}) := \mathcal{L}(\theta_q, \xi^{1:m}, \mathcal{D}_\text{tr})$ 
    $+ \frac{\beta}{2} \|\xi^{1:m} - \xi_{q-1}^{1:m}\|_2^2$ 
12:   $\xi_q^{1:m} = \xi_{q-1}^{1:m}$ 
13:  repeat
14:     $\xi_q^{1:m} \leftarrow \xi_q^{1:m} - \eta_\xi \nabla \mathcal{H}(\xi_q^{1:m})$ 
15:  until  $\xi_q^{1:m}$  converges
16: end for

```

Algorithm 2 Sequential Adaptation of NCF

```

1: Input:  $\mathcal{D}_\text{ad} := \{\mathcal{D}^{e'}\}_{e' \in \llbracket a, b \rrbracket}$ 
2:  $\theta \in \mathbb{R}^{d_\theta}$  learned
3:  $\xi^{e'} = \mathbf{0} \in \mathbb{R}^{d_\xi}, \forall e' \in \llbracket a, b \rrbracket$ 
4:  $\eta > 0$ 
5: for  $e' \leftarrow a, b$  do
6:    $\mathcal{L}(\xi^{e'}, \mathcal{D}^{e'}) :=$ 
      $\frac{1}{S'} \sum_{i=1}^{S'} \ell(\theta, \xi^{e'}, \xi^{e'}, \hat{x}_i^{e'}, x_i^{e'})$ 
7:   repeat
8:      $\xi^{e'} \leftarrow \xi^{e'} - \eta \nabla \mathcal{L}(\xi^{e'}, \mathcal{D}^{e'})$ 
9:   until  $\xi^{e'}$  converges
10: end for

```

Proof. The proof of Theorem 3.2 is straightforward by adapting Assumptions 1 and 4, then Theorem 2 of [Li et al., 2019]. \square

3.2 Adaptation (or Meta-Testing)

Few-shot adaptation to a new environment $e' \in \llbracket a, b \rrbracket$ in or out of the meta-training distribution requires relatively less data, i.e., its trajectory count $S' \ll S$. Here, the network weights are frozen, and the goal is to find a context $\xi^{e'}$ such that

$$\frac{dx_i^{e'}}{dt}(t) = f_\theta(x_i^{e'}(t), \xi^{e'}), \quad \forall i \in \llbracket 1, S' \rrbracket. \quad (11)$$

Our adaptation rule, as outlined in Algorithm 2 is extremely fast, converging in seconds for trainings that took hours. In scenarios where we want to adapt to more than one environment, we outline a bulk version in Appendix A.5 (see Algorithm 4). Although this algorithm is parallelizable and framed in the same way as the meta-training algorithm, it does not allow for “flow” of contextual information, since this causes significant accuracy degradation. Most importantly, disabling the Taylor expansion at this stage limits the size of the context pool to $p = 1$ and significantly improves memory efficiency, a crucial requirement when adapting to a large number of environments.

3.3 What’s in a context pool P ?

The content of the context pool P not only defines the candidate trajectories we get from Equation (8), but also the speed and memory cost of the meta-training process. We outline 3 pool-filling strategies for selecting p neighboring contexts:

- **Random-All (RA):** all p distinct contexts can be selected by randomly drawing their indices from $\llbracket 1, m \rrbracket$. By repeatedly doing so, we maximize variance and reduce overfitting by ensuring the broadest form of self-modulation – since information can always (in the stochastic limit) flow from any environment into e .
- **Nearest-First (NF):** only the p closest contexts to ξ^e are selected. Each index is drawn from the discrete uniform distribution $\mathcal{U}\{1, m\}$. This effective strategy encourages environments to form clusters while maintaining intra-cluster self-modulation. (Note, however, that if $p = 1$, then $P = \{e\}$ itself, and no self-modulation occurs.) In our experiments, we observe that this strategy is the most balanced with regards to the context pool size, InD and OoD performance.

- **Smallest-First (SF)**: the lowest contexts in L^1 norm are selected first. Since an environment with context close to $\mathbf{0}$ can be interpreted as an environment-agnostic feature like in [Kirchmeyer et al., 2022, Blanke and Lelarge, 2024], this strategy prioritizes the flow of information from that base or canonical environment to the one of interest e .

3.4 InD and OoD Testing

We distinguish two forms of testing. For **In-Domain** (InD) testing, the environments are the same as the ones used during training. In InD testing data, the underlying parameters of the dynamical system we aim to reconstruct are unchanged, and so the meta-learned context vectors are reused. **Out-of-Distribution** (OoD) testing considers environments encountered during adaptation. The data is from the same dynamical system, but defined by different parameter values (either interpolated or extrapolated).

In all forms of testing, only the main predicted trajectory corresponding to $j = e$ or $j = e'$ is used in the MSE and MAPE metrics computation (see Appendix C.3 for definitions), thus returning to a standard Neural ODE. Other candidate trajectories are aggregated to provide a measure of uncertainty. The initial conditions that define the trajectories are always unseen, although their distribution never changes from meta-training to meta-testing.

4 Main Results

In this section, we evaluate the effectiveness of our proposed framework by investigating two main questions. (i) How good are NCFs at resolving (P1) and (P2) for interpolation tasks (Section 4.2)? (ii) How does our framework compare to state-of-the-art Meta-Learning baselines (Section 4.3)?

4.1 Experimental Setting

The NCF framework is evaluated on five seminal benchmarks. The Simple Pendulum (**SP**) models the periodic motion of a point mass suspended from a fixed point. The Lotka-Volterra (**LV**) system models the dynamics of an ecosystem in which two species interact. Additional ODEs include a simple model for yeast glycolysis: Glycolytic-Oscillator (**GO**) [Daniels and Nemenman, 2015], and the more advanced Sel'kov Model (**SM**) [Strogatz, 2018, Sel'Kov, 1968]. Like GO, SM is non-linearly parameterized, but additionally exhibits starkly different behaviors when its key parameter is varied (see Figure 4(a)). Finally, we consider three PDEs, all with periodic boundary conditions, and cast as ODEs via the method of lines: the non-linear oscillatory Brusselator (**BT**) model for autocatalytic chemical reactions [Prigogine and Lefever, 1968], the Gray-Scott (**GS**) system also for reaction-diffusion in chemical settings [Pearson, 1993], and Navier-Stokes (**NS**) for incompressible fluid flow [Stokes et al., 1851].

For all problems, the parameters and initial states are sampled from distributions representative of real-world problems observed in the scientific community, and the trajectories are generated using a time-adaptive 4th-order Runge-Kutta solver [Virtanen et al., 2020]. For LV, GO, GS, and NS, we reproduce the original guidelines set in [Kirchmeyer et al., 2022], while exposing the data for ODE and PDE problems alike via a common interface. Such use of synthetic data is a common practice in this emerging field of generalizable dynamical systems, where the search for unifying benchmarks remains an open problem [Massaroli et al., 2020]. This need for shared datasets and APIs has motivated the GEN-DYNAMICS:<https://github.com/ddrous/gen-dynamics> open-source initiative, our third and final contribution with this paper. Further details, along with the data generation process, are given in Appendix C.

We now highlight a few key practical considerations shared across experiments. We use the 3-networks architecture depicted in Figure 2b to suitably process the state and context variables. The dimension of the context vector, the context pool's size and filling strategy, and the numerical integration scheme vary across problems. For instance, we set $d_\xi = 1024$ for SP and LV, $d_\xi = 202$ for NS, and $d_\xi = 256$ for all other problems; while $p = 2$ for LV and SM, $p = 4$ for LV and GO, and $p = 3$ for all PDE problems. Other hyperparameters are carefully discussed in Appendix B.

Table 1: In-Domain (InD) and adaptation (OoD) test MSEs (\downarrow) for the LV, GO, SM, BT, GS and NS problems. The best is reported in **bold**. The best of the two NCF variants is shaded in **grey**.

LV ($\times 10^{-5}$)				GO ($\times 10^{-4}$)		
	#PARAMS	IND	OoD	#PARAMS	IND	OoD
CAVIA	305246	91.0 \pm 63.6	120.1 \pm 28.3	130711	64.0 \pm 14.1	463.4 \pm 84.9
CoDA	305793	1.40\pm0.13	2.19 \pm 0.78	135390	5.06 \pm 0.81	4.22 \pm 4.21
NCF- t_1	308240	6.73 \pm 0.87	7.92 \pm 1.04	131149	40.3 \pm 9.1	19.4 \pm 1.24
NCF- t_2	308240	1.68 \pm 0.32	1.99\pm0.31	131149	3.33\pm0.14	2.83\pm0.23
SM ($\times 10^{-3}$)				BT ($\times 10^{-1}$)		
	#PARAMS	IND	OoD	#PARAMS	IND	OoD
CAVIA	50486	979.1 \pm 141.2	859.1 \pm 70.7	116665	21.93 \pm 1.8	22.6 \pm 7.22
CoDA	50547	156.0 \pm 40.52	8.28 \pm 0.29	119679	25.40 \pm 9.5	19.47 \pm 11.6
NCF- t_1	50000	680.6 \pm 320.1	677.2 \pm 18.7	117502	21.53 \pm 8.9	20.89 \pm 12.0
NCF- t_2	50000	6.42\pm0.41	2.03\pm0.12	117502	3.46\pm0.09	3.77\pm0.15
GS ($\times 10^{-3}$)				NS ($\times 10^{-3}$)		
	#PARAMS	IND	OoD	#PARAMS	IND	OoD
CAVIA	618245	69.9 \pm 21.2	68.0 \pm 4.2	310959	128.1 \pm 29.9	126.4 \pm 20.7
CoDA	619169	1.23\pm0.14	0.75\pm0.65	309241	7.69 \pm 1.14	7.08 \pm 0.07
NCF- t_1	610942	7.64 \pm 0.70	5.57 \pm 0.21	310955	2.98 \pm 0.09	2.83 \pm 0.06
NCF- t_2	610942	6.15 \pm 0.24	3.40 \pm 0.51	310955	2.92\pm0.08	2.79\pm0.09

4.2 Interpolation Results

This experiment explores the SP problem discussed in Figure 1. During meta-training, we use 25 environments with the gravity g regularly spaced in [2, 24]. Each of these environments contains only 4 trajectories with the initial conditions $x_i^e(0) \sim (\mathcal{U}(-\frac{\pi}{3}, \frac{\pi}{3}), \mathcal{U}(-1, 1))^T$. During adaptation, we interpolate to 2 new environments with $g \in \{10.25, 14.75\}$.

Table 2: In-domain and adaptation testing MSEs (\downarrow) with OFA and NCF- t_1 on the SP problem.

	IN-DOMAIN	OoD
OFA ($\times 10^0$)	1.14 \pm 0.002	3.31 \pm 0.026
NCF ($\times 10^{-3}$)	4.82 \pm 0.08	0.25 \pm 0.02

Results in Table 2 emphasize the merits of Meta-Learning approaches like NCFs in lieu of naive baseline like One-For-All (OFA), where one context-agnostic vector field is learned for all environments indiscriminately.³ Additional results examining the learned context vectors are reported in Appendix C.2.

4.3 Extrapolation Results

A Meta-Learning algorithm is only as good as its ability to extrapolated to unseen environments. In this section we tackle several one-shot generalization problems, i.e. $S' = 1$. We consider the LV, GO, SM, GS, BT, and NS problems, which all involve adaptation environments outside their meta-training distributions. We compare both variants of NCF to two baselines: CAVIA [Zintgraf et al., 2019] which is conceptually the closest GBML method to ours, and CoDA- ℓ_1 [Kirchmeyer et al., 2022]. Their hyperparameters, laid out in Appendix B, are tuned for a balance of computational efficacy and performance, all the while respecting each baseline’s key assumptions.

At similar parameter counts⁴, Table 1 shows that CAVIA is the least effective for learning all six physical systems, with a tendency to overfit on the few-shots it receives during both meta-training and meta-testing [Mishra et al., 2017]. NCF- t_2 achieves SoTA OoD results on 5 out of 6 problems. While CoDA retains its superiority on GS, we find that it struggles on non-linear problems, most notably on the SM problem whose trajectories go through 3 distinct attractors in a Hopf bifurcation.

³We refer the reader to [Yin et al., 2021a] for a deeper discussion on One-For-All and One-Per-Env (one vector field for each environment).

⁴This accounts for the total number of learnable parameters in the framework excluding the context vectors, whose size might vary with the method as explained in Appendix B.

This shows that CoDA’s ability to automatically select low-rank adaptation subspaces via a linear hypernetwork decoder is limited, particularly for highly nonlinear systems. We note that NCF- t_1 equally fails to accurately resolve the SM problem, thus illustrating the value of second-order Taylor expansion and proximal alternating minimization lacking in its design but present in NCF- t_2 . This suggests that proximal operators and Taylor-based regularization prevent NCF- t_2 from learning spurious associations, which is a problem commonly associated with poor OoD generalization [Mouli et al., 2024].

Grid-wide adaptation on LV. We report in Figure 3 how well NCF performs on 625 adaptation environments obtained by varying its parameters β and δ on a 25×25 uniform grid. It shows a consistently low MAPE below 2%, except in the bottom right corner where the MAPE rises to roughly 15%, still a remarkably low value for this problem. We highlight the 9 meta-training environments in yellow, and the 4 environments used for OoD adaptation for Table 1 in indigo. Remarkably, our training environment’s convex-hull where adaptation is particularly low is much larger compared to CoDA’s [Kirchmeyer et al., 2022, Figure 3].

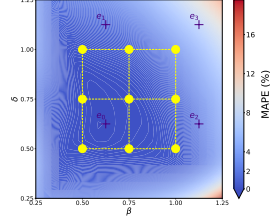


Figure 3: Grid-wide adaptation on the LV problem showing low MAPEs (\downarrow).

Nonlinear adaptation on SM. We investigate how the models perform across the SM attractors depicted in Figure 4(a): training environments e_1 and e_2 fall into a limit cycle (L1), e_3 and e_4 collapse to a stable equilibrium (E), while e_5 and e_6 fall into another limit cycle (L2). Figure 4(c) presents the adaptation MSE for each environment in the OoD testing dataset. While CoDA equally fails to capture all 3 attractors, we observe that CAVIA and NCF- t_2 tend to favor E. But unlike CAVIA, NCF- t_2 succeeds in capturing the other limit cycles as well, as evidenced by the low MSE on all environments.

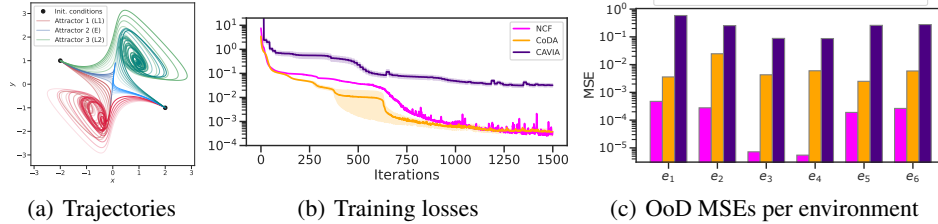


Figure 4: (a) Sample trajectories from the SM problem illustrating the Hopf bifurcation; (b) Losses during meta-training; (c) Subsequent adaptation MSE per method per environment.

5 Discussion

5.1 Benefits of NCFs

Neural Context Flows provide a robust but flexible framework for learning differential equations. They can handle irregularly-sampled sequences like time series, and can easily be extended to general regression tasks [Finn et al., 2017]. Some of their other desirable properties are highlighted below.

Massively parallelizable. Equation (10) indicates that NCFs are massively parallelizable along 3 directions. Indeed, evaluations of \mathcal{L} can be vectorized across $m \times p$ environments, and across all S trajectories. This leads to better use of computational resources for meta-training. We provide details on such vectorized NCF implementation in Appendix E, along with a thorough discussion on its scalability in Appendix A.6.

Intrepretable. Understanding how a model adapts to new physical settings is invaluable in many scientific scenarios. Moving information from one environment to another via context-affine transformations [Blanke and Lelarge, 2024] provides a powerful framework for explaining Multi-Task Learning. With contextual self-modulation via Taylor expansion, we generalize this framework while

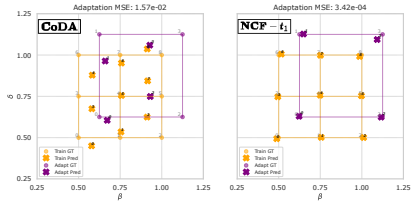


Figure 5: Interpretability with NCF.

maintaining computational efficiency. In Figure 5 for instance, we leverage Proposition 1 of [Blanke and Lelarge, 2024] to showcase system identification with $\text{NCF-}t_1$, where the underlying physical parameters β and δ of the LV problem are recovered up to a linear transform. The corresponding experiment is carefully detailed in Appendix A.2.

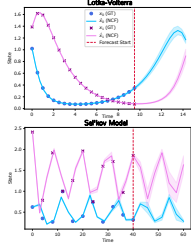


Figure 6: Uncertainty estimation with NCF.

During testing, all candidate trajectories stemming from available contexts (meta-trained, adapted, or both) can be used to ascertain when or where the model is most uncertain in its predictions. In Figure 6 for instance, we visualize the means and standard deviations (scaled 10 folds for visual exposition) of 9 and 21 candidate forecasts for the Lotka-Volterra and Sel’kov Model problems, respectively.

5.2 Limitations

Theory. While massively parallelizable, extendable, interpretable, and applicable to countless areas well outside the learning of dynamics models, Neural Context Flows still need additional theoretical analysis to explain their effectiveness. While the provided uncertainty estimation partly compensates for this shortage, we believe that this creates an interesting avenue, along with other limitations outlined below, for future work.

Regularity assumptions. Another limitation faced by Neural Context Flows lies within the assumptions they make. While differentiability of the vector field f wrt ξ is encountered with the majority of dynamical systems in science and engineering, some are bound to be fundamentally discontinuous. NCFs break down in such scenarios and would benefit from the vast body of research in numerical continuation [Allgower and Georg, 2012].

Hyperparameters. Finally, NCF introduces several new hyperparameters such as the context pool size p , the context size d_ξ , the proximity parameter β in Algorithm 1, and many more. Although we offer insights into their vital role in the Appendix D, we acknowledge that tuning them complicates the training process.

5.3 Broader Impact

While the benefits of NCFs are evidenced in Section 5.1, its negative impacts should not be neglected. For instance, malicious deployment of such adaptable models in scenarios they were not designed for could lead to serious adverse outcomes. This said, our data and models are openly available with minimal risk of misuse.

5.4 Conclusion and Future Work

This paper introduces Neural Context Flows (NCFs), an innovative framework that enhances model generalization across diverse environments by exploiting the differentiability of the predictor in its latent context vector. The novel application of Taylor expansion in NCFs facilitates vector field modulation for improved adaptation, enhances interpretability, and provides valuable uncertainty estimates for deeper model understanding. Our comprehensive experiments demonstrate the robustness and scalability of the NCF approach, particularly with respect to its most demanding hyperparameters. Future research will explore the limits of NCFs and their adaptation to even more complex scenarios. This work represents a promising step toward developing foundational models that generalize across scientific domains, offering a fresh and versatile approach to conditioning machine learning models.

Acknowledgments and Disclosure of Funding

This work was supported by UK Research and Innovation grant EP/S022937/1: Interactive Artificial Intelligence, EPSRC program grant EP/R006768/1: Digital twins for improved dynamic design, EPSRC grant EP/X039137/1: The GW4 Isambard Tier-2 service for advanced computer architectures, and EPSRC grant EP/T022205/1: JADE: Joint Academic Data science Endeavour-2.

References

- Eugene L Allgower and Kurt Georg. *Numerical continuation methods: an introduction*, volume 13. Springer Science & Business Media, 2012.
- Martin Arjovsky. *Out of distribution generalization in machine learning*. PhD thesis, New York University, 2020.
- H  dy Attouch, J  r  me Bolte, Patrick Redont, and Antoine Soubeyran. Proximal alternating minimization and projection methods for nonconvex problems: An approach based on the kurdyka-  jasiewicz inequality. *Mathematics of operations research*, 35(2):438–457, 2010.
- Samy Bengio, Oriol Vinyals, Navdeep Jaitly, and Noam Shazeer. Scheduled sampling for sequence prediction with recurrent neural networks. *Advances in neural information processing systems*, 28, 2015.
- Jesse Bettencourt, Matthew J Johnson, and David Duvenaud. Taylor-mode automatic differentiation for higher-order derivatives in jax. In *Program Transformations for ML Workshop at NeurIPS 2019*, 2019.
- Matthieu Blanke and Marc Lelarge. Interpretable meta-learning of physical systems. In *ICLR 2024-The Twelfth International Conference on Learning Representations*, 2024.
- James Bradbury, Roy Frostig, Peter Hawkins, Matthew James Johnson, Chris Leary, Dougal Maclaurin, George Necula, Adam Paszke, Jake VanderPlas, Skye Wanderman-Milne, and Qiao Zhang. JAX: composable transformations of Python+NumPy programs, 2018. URL <http://github.com/google/jax>.
- Rich Caruana. Multitask learning. *Machine learning*, 28:41–75, 1997.
- Vinod Kumar Chauhan, Jiandong Zhou, Ping Lu, Soheila Molaei, and David A Clifton. A brief review of hypernetworks in deep learning. *arXiv preprint arXiv:2306.06955*, 2023.
- Ricky T. Q. Chen. torchdiffeq, 2018. URL <https://github.com/rtqichen/torchdiffeq>.
- Ricky TQ Chen, Yulia Rubanova, Jesse Bettencourt, and David K Duvenaud. Neural ordinary differential equations. *Advances in neural information processing systems*, 31, 2018.
- Salvatore Cuomo, Vincenzo Schiano Di Cola, Fabio Giampaolo, Gianluigi Rozza, Maziar Raissi, and Francesco Piccialli. Scientific machine learning through physics-informed neural networks: Where we are and what’s next. *Journal of Scientific Computing*, 92(3):88, 2022.
- Bryan C Daniels and Ilya Nemenman. Efficient inference of parsimonious phenomenological models of cellular dynamics using s-systems and alternating regression. *PloS one*, 10(3):e0119821, 2015.
- DeepMind, Igor Babuschkin, Kate Baumli, Alison Bell, Surya Bhupatiraju, Jake Bruce, Peter Buchlovsky, David Budden, Trevor Cai, Aidan Clark, Ivo Danihelka, Antoine Dedieu, Claudio Fantacci, Jonathan Godwin, Chris Jones, Ross Hemsley, Tom Hennigan, Matteo Hessel, Shaobo Hou, Steven Kapturovski, Thomas Keck, Iurii Kemaev, Michael King, Markus Kunesch, Lena Martens, Hamza Merzic, Vladimir Mikulik, Tamara Norman, George Papamakarios, John Quan, Roman Ring, Francisco Ruiz, Alvaro Sanchez, Laurent Sartran, Rosalia Schneider, Eren Sezener, Stephen Spencer, Srivatsan Srinivasan, Milo   Stanojevi  , Wojciech Stokowiec, Luyu Wang, Guangyao Zhou, and Fabio Viola. The DeepMind JAX Ecosystem, 2020. URL <http://github.com/google-deepmind>.
- P Kingma Diederik. Adam: A method for stochastic optimization. (*No Title*), 2014.
- Emilien Dupont, Arnaud Doucet, and Yee Whye Teh. Augmented neural odes. *Advances in neural information processing systems*, 32, 2019.
- Chelsea Finn, Pieter Abbeel, and Sergey Levine. Model-agnostic meta-learning for fast adaptation of deep networks. In *International conference on machine learning*, pages 1126–1135. PMLR, 2017.

- Marta Garnelo, Dan Rosenbaum, Christopher Maddison, Tiago Ramalho, David Saxton, Murray Shanahan, Yee Whye Teh, Danilo Rezende, and SM Ali Eslami. Conditional neural processes. In *International conference on machine learning*, pages 1704–1713. PMLR, 2018.
- Eldad Haber and Lars Ruthotto. Stable architectures for deep neural networks. *Inverse problems*, 34(1):014004, 2017.
- Kaiming He, Xiangyu Zhang, Shaoqing Ren, and Jian Sun. Deep residual learning for image recognition. In *Proceedings of the IEEE conference on computer vision and pattern recognition*, pages 770–778, 2016.
- Hansika Hewamalage, Klaus Ackermann, and Christoph Bergmeir. Forecast evaluation for data scientists: common pitfalls and best practices. *Data Mining and Knowledge Discovery*, 37(2):788–832, 2023.
- Patrick Kidger. On neural differential equations. *arXiv preprint arXiv:2202.02435*, 2022.
- Patrick Kidger and Cristian Garcia. Equinox: neural networks in JAX via callable PyTrees and filtered transformations. *Differentiable Programming workshop at Neural Information Processing Systems 2021*, 2021.
- Patrick Kidger, James Morrill, James Foster, and Terry Lyons. Neural controlled differential equations for irregular time series. *Advances in Neural Information Processing Systems*, 33:6696–6707, 2020.
- Matthieu Kirchmeyer, Yuan Yin, Jérémie Donà, Nicolas Baskiotis, Alain Rakotomamonjy, and Patrick Gallinari. Generalizing to new physical systems via context-informed dynamics model. In *International Conference on Machine Learning*, pages 11283–11301. PMLR, 2022.
- Kookjin Lee and Eric J Parish. Parameterized neural ordinary differential equations: Applications to computational physics problems. *Proceedings of the Royal Society A*, 477(2253):20210162, 2021.
- Qiuwei Li, Zhihui Zhu, and Gongguo Tang. Alternating minimizations converge to second-order optimal solutions. In *International Conference on Machine Learning*, pages 3935–3943. PMLR, 2019.
- Zongyi Li, Nikola Kovachki, Kamyar Azizzadenesheli, Burigede Liu, Kaushik Bhattacharya, Andrew Stuart, and Anima Anandkumar. Fourier neural operator for parametric partial differential equations. *arXiv preprint arXiv:2010.08895*, 2020.
- Jiaqi Liu, Jiaxu Cui, Jiayi Yang, and Bo Yang. Stochastic neural simulator for generalizing dynamical systems across environments.
- Yingbo Ma, Vaibhav Dixit, Michael J Innes, Xingjian Guo, and Chris Rackauckas. A comparison of automatic differentiation and continuous sensitivity analysis for derivatives of differential equation solutions. In *2021 IEEE High Performance Extreme Computing Conference (HPEC)*, pages 1–9. IEEE, 2021.
- Stefano Massaroli, Michael Poli, Jinkyoo Park, Atsushi Yamashita, and Hajime Asama. Dissecting neural odes. *Advances in Neural Information Processing Systems*, 33:3952–3963, 2020.
- Michael McCabe, Bruno Régalo-Saint Blancard, Liam Holden Parker, Ruben Ohana, Miles Cranmer, Alberto Bietti, Michael Eickenberg, Siavash Golkar, Geraud Krawezik, Francois Lanusse, et al. Multiple physics pretraining for physical surrogate models. *arXiv preprint arXiv:2310.02994*, 2023.
- Nikhil Mishra, Mostafa Rohaninejad, Xi Chen, and Pieter Abbeel. A simple neural attentive meta-learner. *arXiv preprint arXiv:1707.03141*, 2017.
- S Chandra Mouli, Muhammad Alam, and Bruno Ribeiro. Metaphysica: Improving ood robustness in physics-informed machine learning. In *The Twelfth International Conference on Learning Representations*, 2024.
- Roussel Desmond Nzoyem, David AW Barton, and Tom Deakin. A comparison of mesh-free differentiable programming and data-driven strategies for optimal control under pde constraints. In *Proceedings of the SC’23 Workshops of The International Conference on High Performance Computing, Network, Storage, and Analysis*, pages 21–28, 2023.
- Opeoluwa Owoyele and Pinaki Pal. Chemnode: A neural ordinary differential equations framework for efficient chemical kinetic solvers. *Energy and AI*, 7:100118, 2022.
- Neal Parikh, Stephen Boyd, et al. Proximal algorithms. *Foundations and trends® in Optimization*, 1(3):127–239, 2014.
- Junyoung Park, Federico Berto, Arec Jamgochian, Mykel Kochenderfer, and Jinkyoo Park. First-order context-based adaptation for generalizing to new dynamical systems. 2023.

- John E Pearson. Complex patterns in a simple system. *Science*, 261(5118):189–192, 1993.
- Michael Poli, Stefano Massaroli, Atsushi Yamashita, Hajime Asama, Jinkyoo Park, and Stefano Ermon. Torchdyn: Implicit models and neural numerical methods in pytorch.
- Gavin D Portwood, Peetak P Mitra, Mateus Dias Ribeiro, Tan Minh Nguyen, Balasubramanya T Nadiga, Juan A Saenz, Michael Chertkov, Animesh Garg, Anima Anandkumar, Andreas Dengel, et al. Turbulence forecasting via neural ode. *arXiv preprint arXiv:1911.05180*, 2019.
- Ilya Prigogine and René Lefever. Symmetry breaking instabilities in dissipative systems. ii. *The Journal of Chemical Physics*, 48(4):1695–1700, 1968.
- Tiexin Qin, Hong Yan, and Haoliang Li. Generalizing to new dynamical systems via frequency domain adaptation.
- Christopher Rackauckas, Yingbo Ma, Julius Martensen, Collin Warner, Kirill Zubov, Rohit Supekar, Dominic Skinner, Ali Ramadhan, and Alan Edelman. Universal differential equations for scientific machine learning. *arXiv preprint arXiv:2001.04385*, 2020.
- Aniruddh Raghu, Maithra Raghu, Samy Bengio, and Oriol Vinyals. Rapid learning or feature reuse? towards understanding the effectiveness of maml. *arXiv preprint arXiv:1909.09157*, 2019.
- Prajit Ramachandran, Barret Zoph, and Quoc V. Le. Swish: a self-gated activation function. *arXiv: Neural and Evolutionary Computing*, 2017. URL <https://api.semanticscholar.org/CorpusID:196158220>.
- Sylvestre-Alvise Rebuffi, Hakan Bilen, and Andrea Vedaldi. Learning multiple visual domains with residual adapters. *Advances in neural information processing systems*, 30, 2017.
- Sylvestre-Alvise Rebuffi, Hakan Bilen, and Andrea Vedaldi. Efficient parametrization of multi-domain deep neural networks. In *Proceedings of the IEEE Conference on Computer Vision and Pattern Recognition*, pages 8119–8127, 2018.
- EE Sel’Kov. Self-oscillations in glycolysis I. a simple kinetic model. *European Journal of Biochemistry*, 4(1): 79–86, 1968.
- Chaopeng Shen, Alison P Appling, Pierre Gentine, Toshiyuki Bandai, Hoshin Gupta, Alexandre Tartakovsky, Marco Baity-Jesi, Fabrizio Fenicia, Daniel Kifer, Li Li, et al. Differentiable modelling to unify machine learning and physical models for geosciences. *Nature Reviews Earth & Environment*, pages 1–16, 2023.
- George Gabriel Stokes et al. On the effect of the internal friction of fluids on the motion of pendulums. 1851.
- Steven H Strogatz. *Nonlinear dynamics and chaos: with applications to physics, biology, chemistry, and engineering*. CRC press, 2018.
- Shashank Subramanian, Peter Harrington, Kurt Keutzer, Wahid Bhimji, Dmitriy Morozov, Michael W Mahoney, and Amir Gholami. Towards foundation models for scientific machine learning: Characterizing scaling and transfer behavior. *Advances in Neural Information Processing Systems*, 36, 2024.
- Ezio Venturino. The influence of diseases on lotka-volterra systems. *The Rocky Mountain Journal of Mathematics*, pages 381–402, 1994.
- Pauli Virtanen, Ralf Gommers, Travis E. Oliphant, Matt Haberland, Tyler Reddy, David Cournapeau, Evgeni Burovski, Pearu Peterson, Warren Weckesser, Jonathan Bright, Stéfan J. van der Walt, Matthew Brett, Joshua Wilson, K. Jarrod Millman, Nikolay Mayorov, Andrew R. J. Nelson, Eric Jones, Robert Kern, Eric Larson, C J Carey, İlhan Polat, Yu Feng, Eric W. Moore, Jake VanderPlas, Denis Laxalde, Josef Perktold, Robert Cimrman, Ian Henriksen, E. A. Quintero, Charles R. Harris, Anne M. Archibald, Antônio H. Ribeiro, Fabian Pedregosa, Paul van Mulbregt, and SciPy 1.0 Contributors. SciPy 1.0: Fundamental Algorithms for Scientific Computing in Python. *Nature Methods*, 17:261–272, 2020. doi: 10.1038/s41592-019-0686-2.
- Andrey Voynov and Artem Babenko. Unsupervised discovery of interpretable directions in the gan latent space. In *International conference on machine learning*, pages 9786–9796. PMLR, 2020.
- Haoxiang Wang, Han Zhao, and Bo Li. Bridging multi-task learning and meta-learning: Towards efficient training and effective adaptation. In *International conference on machine learning*, pages 10991–11002. PMLR, 2021.
- Rui Wang, Robin Walters, and Rose Yu. Meta-learning dynamics forecasting using task inference. *Advances in Neural Information Processing Systems*, 35:21640–21653, 2022.

- Gerhard Wanner and Ernst Hairer. *Solving ordinary differential equations II*, volume 375. Springer Berlin Heidelberg New York, 1996.
- Ee Weinan. A proposal on machine learning via dynamical systems. *Communications in Mathematics and Statistics*, 1(5):1–11, 2017.
- Lifeng Wu, Sifeng Liu, and Yinao Wang. Grey lotka–volterra model and its application. *Technological Forecasting and Social Change*, 79(9):1720–1730, 2012.
- Yuan Yin, Ibrahim Ayed, Emmanuel de Bézenac, Nicolas Baskiotis, and Patrick Gallinari. Leads: Learning dynamical systems that generalize across environments. *Advances in Neural Information Processing Systems*, 34:7561–7573, 2021a.
- Yuan Yin, Vincent Le Guen, Jérémie Dona, Emmanuel de Bézenac, Ibrahim Ayed, Nicolas Thome, and Patrick Gallinari. Augmenting physical models with deep networks for complex dynamics forecasting. *Journal of Statistical Mechanics: Theory and Experiment*, 2021(12):124012, 2021b.
- Juntang Zhuang, Tommy Tang, Yifan Ding, Sekhar C Tatikonda, Nicha Dvornek, Xenophon Papademetris, and James Duncan. Adabelief optimizer: Adapting stepsizes by the belief in observed gradients. *Advances in neural information processing systems*, 33:18795–18806, 2020.
- Luisa Zintgraf, Kyriacos Shiarli, Vitaly Kurin, Katja Hofmann, and Shimon Whiteson. Fast context adaptation via meta-learning. In *International Conference on Machine Learning*, pages 7693–7702. PMLR, 2019.

A Algorithms & Proofs

A.1 Proof of Proposition 3.1

For ease of demonstration, we propose an equivalent formulation of Proposition 3.1 that disregards the first input of f not necessary for its proof. Although we will consistently write terms like $f(x)$, we emphasize that x is meant to stand for the context, not the state variable.

Proposition A.1 (Second-order Taylor expansion with JVPs). *Assume $f : \mathbb{R}^{d_\xi} \rightarrow \mathbb{R}^d$ is \mathcal{C}^2 . Let $x \in \mathbb{R}^\xi$, and define $g : y \mapsto \nabla f(y)(x - y)$. The second-order Taylor expansion of f around any $x_0 \in \mathbb{R}^{d_\xi}$ is then expressed as*

$$f(x) = f(x_0) + \frac{3}{2}g(x_0) + \frac{1}{2}\nabla g(x_0)(x - x_0) + o(\|x - x_0\|^2).$$

Proof. Let $x, x_0 \in \mathbb{R}^{d_\xi}$. The second-order Taylor-expansion of f includes its Hessian that we view as a 3-dimensional tensor, and we contract along its last axis such that

$$f(x) = f(x_0) + \nabla f(x_0)(x - x_0) + \frac{1}{2} [\nabla^2 f(x_0)(x - x_0)] (x - x_0) + o(\|x - x_0\|^2). \quad (12)$$

Next we define $g : y \mapsto \nabla f(y)(x - y)$, and we consider a small perturbation $h \in \mathbb{R}^{d_\xi}$ to write

$$\begin{aligned} g(y + h) &= \nabla f(y + h)(x - y - h) \\ &= [\nabla f(y) + \nabla^2 f(y)(h) + o(\|h\|)] (x - y - h) \quad \text{Taylor expansion of } \nabla f \\ &= \nabla f(y)(x - y) - \nabla f(y)h + [\nabla^2 f(y)h] (x - y) + o(\|h\|) + \cancel{o(\|h\|^2)} \end{aligned}$$

The Hessian is by definition symmetric along its last two axes, which allows us to rewrite the third term as $[\nabla^2 f(y)(x - y)] h$. We then have

$$g(y + h) = g(y) + [\nabla^2 f(y)(x - y) - \nabla f(y)] h + o(\|h\|),$$

which indicates that $\nabla g(y) := \nabla^2 f(y)(x - y) - \nabla f(y)$, from which we derive

$$\forall y \in \mathbb{R}^{d_\xi}, \quad \nabla^2 f(y)(x - y) = \nabla g(y) + \nabla f(y).$$

In particular,

$$\nabla^2 f(x_0)(x - x_0) = \nabla g(x_0) + \nabla f(x_0). \quad (13)$$

Plugging this into Equation (12), we have

$$\begin{aligned} f(x) &= f(x_0) + \nabla f(x_0)(x - x_0) + \frac{1}{2} [\nabla g(x_0) + \nabla f(x_0)] (x - x_0) + o(\|x - x_0\|^2) \\ &= f(x_0) + \frac{3}{2} \underbrace{\nabla f(x_0)(x - x_0)}_{g(x_0)} + \frac{1}{2} \nabla g(x_0)(x - x_0) + o(\|x - x_0\|^2). \end{aligned}$$

This concludes the proof. \square

While this expression of the second-order Taylor expansion of a vector-valued function makes its implementation memory-efficient via Automatic Differentiation (AD), it still relies on nested derivatives, which scale exponentially with the order of the Taylor expansion due to avoidable recomputations. For even higher-order Taylor expansions, this scaling is frightfully inefficient. Taylor-Mode AD is a promising avenue to address this issue [Bettencourt et al., 2019].

A.2 Identifiability of physical parameters

Our work critically builds on CAMEL [Blanke and Lelarge, 2024] which extensively studies a model similar to NCF- t_1 like a linearly parametrized system. Its Proposition 1 states, informally, that in the limit of vanishing training loss $\mathcal{L}(\cdot, \cdot, \cdot) = 0$, the relationship between the learned context vectors and the system parameters is linear and can be estimated using ordinary least square. This forces the

model to learn a meaningful representation of the system instead of overfitting the examples from the training tasks. We aim to validate this proposition in our setting by adapting the LV experiment.

For CoDA [Kirchmeyer et al., 2022] and NCF- t_1 , we use the exact same network architecture: a 4-layer MLP with 224 hidden units. This means no context nor state network is used in NCF- t_1 : the context vector of size $d_\xi = 2$ is directly concatenated to the state vector as done by Zintgraf et al. [2019]. We note that the results obtained using this configuration further indicate the superiority of NCF, even when model comparison centers on their main/root networks (see also [Park et al., 2023] for a similar model comparison based on parameter count)⁵.

Upon meta-training and meta-testing, we set out to recover the underlying parameters of the Lotka-Volterra systems via a linear transformation of the learned context vectors. We fit a linear regression model to the 9 meta-training context vectors, using the true physical parameters as supervision signal. We test on the 4 adaptation contexts. The results, displayed in Figure 5, adequately illustrate interpretability as stated in [Blanke and Lelarge, 2024, Proposition 1]. They show that our trained meta-parameters recover the underlying system parameters up to a linear transform, and thus enable **zero-shot** (physical parameter-induced) adaptation via inverse regression.

A.3 Convergence of proximal alternating minimization

For clarity of exposition, Theorem 3.2 expressing the convergence of Algorithm 1 to second-order stationary points is repeated below.

Theorem A.2 (Convergence to second-order stationary points). *Assume that $\mathcal{L}(\cdot, \cdot, \mathcal{D}_{tr})$ satisfies the Kurdyka-Lojasiewicz (KL) property, is L bi-smooth, and $\nabla \mathcal{L}(\cdot, \cdot, \mathcal{D}_{tr})$ is Lipschitz continuous on any bounded subset of domain $\mathbb{R}^{d_\theta} \times \mathbb{R}^{d_\xi \times m}$. Under those assumptions, let $(\theta_0, \xi_0^{1:m})$ be a random initialization and $(\theta_q, \xi_q^{1:m})$ be the sequence generated by Algorithm 1. If the sequence $(\theta_q, \xi_q^{1:m})$ is bounded, then it converges to a second-order stationary point of $\mathcal{L}(\cdot, \cdot, \mathcal{D}_{tr})$ almost surely.*

We use this section to briefly emphasize that the assumptions of KL property [Attouch et al., 2010] and Lipschitz continuity are mild and easily achievable with neural networks. Interestingly, boundedness of the sequence $(\theta_k, \xi_k^{1:m})$ is guaranteed a priori if \mathcal{L} is coercive [Li et al., 2019], a property we encouraged by regularizing ℓ wrt weights and contexts as in Equation (9).

A.4 Ordinary alternating minimization

Here we provide an additional procedure (Algorithm 3) for training Neural Context Flows which we reserved for the NCF- t_1 variant. While stronger assumptions [Li et al., 2019] are needed to establish convergence guarantees like its proximal extension, is it relatively easier to implement, and exposes fewer hyperparameters to tune.

Algorithm 3 Ordinary Alternating Minimization

- 1: **Input:** $\mathcal{D}_{tr} := \{\mathcal{D}_{tr}^e\}_{e \in [1, m]}$
 - 2: $\theta \in \mathbb{R}^{d_\theta}$ randomly initialized
 - 3: $\xi^{1:m} := \bigcup_{e=1}^m \xi^e$, where $\xi^e = \mathbf{0} \in \mathbb{R}^{d_\xi}$
 - 4: $\eta_\theta, \eta_\xi > 0$
 - 5: **repeat**
 - 6: $\theta \leftarrow \theta - \eta_\theta \nabla_\theta \mathcal{L}(\theta, \xi^{1:m}, \mathcal{D}_{tr})$
 - 7: $\xi^{1:m} \leftarrow \xi^{1:m} - \eta_\xi \nabla_\xi \mathcal{L}(\theta, \xi^{1:m}, \mathcal{D}_{tr})$
 - 8: **until** $(\theta, \xi^{1:m})$ converges
-

Algorithm 4 Bulk Adaptation of NCF

- 1: **Input:** $\mathcal{D}_{ad} := \{\mathcal{D}^{e'}\}_{e' \in [a, b]}$
 - 2: $\theta \in \mathbb{R}^{d_\theta}$ learned
 - 3: $\xi^{a:b} = \bigcup_{e'=a}^b \xi^{e'}$, where $\xi^{e'} := \mathbf{0} \in \mathbb{R}^{d_\xi}$
 - 4: $\eta > 0$
 - 5: **repeat**
 - 6: $\xi^{a:b} \leftarrow \xi^{a:b} - \eta \nabla_\xi \mathcal{L}(\theta, \xi^{a:b}, \mathcal{D}_{ad})$
 - 7: **until** $\xi^{a:b}$ converges
-

A.5 Bulk adaptation algorithm

Neural Context Flows are designed to be fast at adaptation time. However, one might want to adapt to hundreds or thousands of environments, perhaps to identify where the performance degrades

⁵As reported in Appendix B, the primary model comparison approach in this work counts all learnable parameters, including hypernetworks if involved. Only the context vectors are exempt from this count.

on downstream tasks. In such cases, Algorithm 2 could be slow due to its sequential nature. We provide Algorithm 4 that leverages the same parallelism exploited during training (while restricting information flow from one adaptation environment to the next).

Although highly parallelizable, we realize in practice that Algorithm 4 is susceptible to two pitfalls:

1. **Memory scarcity:** the operating system needs to allocate enough resources to store the data \mathcal{D}_{ad} , the combined context vectors $\xi^{a:b} \in \mathbb{R}^{d_\xi \times (b-a+1)}$ and backpropagate their gradients in order to adapt all environments at once, which might be impossible if the context pool size p is set too high. To avoid this issue, we recommend using $p \ll m$, or ideally $p = 1$ if contextual self-modulation is disabled.
2. **Slower convergence:** the bulk algorithm could take longer to converge to poorer context vectors when the jointly adapted environments are all very far apart. This is because the contextual self-modulation process would be rendered useless by such task discrepancy, and sampling $j = e$ in the context pool \mathcal{P} to return to standard a Neural ODE in Section 3 would be harder. We find in practice that manually setting $j = e$ by adjusting the vector field to *forego the Taylor expansion* works even better than the sequential counterpart (see Figure 3). A more direct way of achieving the same result is to disregard \mathcal{P} and retain f_θ (rather than its Taylor expansion) in Equation (5).

All adaptation results in this paper use the sequential adaptation procedure in Algorithm 2, except for the grid-wise adaptation in Section 4.

A.6 Scalability of the NCF algorithms

The Neural Context Flow (NCF) framework demonstrates excellent scalability with respect to various hyperparameters, owing to its innovative design and implementation. This scalability is evident in three key aspects: distributed training capabilities, efficient handling of large context vectors, and utilization of first-order optimization techniques.

Primarily, NCF’s training process can be distributed and parallelized across environments and trajectories (see Equation (10) and Algorithm 4), a feature that distinguishes it from baseline methods which are limited to parallelization across trajectories. Furthermore, the framework employs an efficient approach, as outlined in Proposition 3.1, to avoid materializing Jacobians or Hessians wrt potentially large context vectors, thereby significantly enhancing scalability. Additionally, NCF utilizes only first-order gradients wrt model weights θ , in contrast to methods like CAVIA that require second-order information in their bi-level optimization loop.

Scalability can also be evaluated in terms of component size, particularly in meta-learning adaptation rules that incorporate additional contextual parameters beyond shared model weights. These components may include encoders, hypernetworks, and other mechanisms for generating or refining context vectors necessary for task adaptation. The complexity and memory requirements of contextual meta-learning rules, which are directly related to the size of these components, can be quantified by their parameter count among other metrics. In this regard, NCF maintains a constant memory cost $O(1)$, while baseline methods such as CAVIA and CoDA require additional memory to produce better contexts (see [Park et al., 2023, Table 1]).

Despite these advantages, the NCF framework may face challenges related to memory and computational efficiency due to the requirement of solving p Neural ODEs in (3), as opposed to a single one. In scenarios where all training environments are utilized (i.e., $p = m$), this results in a quadratic cost $O(m^2)$ for Algorithms 1 and 3. However, our ablation studies in Appendix D.1 demonstrate that competitive performance can be achieved on most problems using as few as $p = 2$ neighboring environments. Additional studies in Appendices D.2 and D.3 establish the necessity of expressive context vectors [Voynov and Babenko, 2020] and validate the efficacy of the 3-networks architecture, respectively.

It is worth noting that limiting these quantities could directly contribute to improved parameter counts and more interpretable models. Moreover, restricting the total number of environments contributing to the loss (10) at each iteration may further enhance efficiency.

B Experimental Details

In this section, we share crucial details that went into the experiments conducted in Section 4 and expanded upon in Appendix C. Unless otherwise specified, the hyperparameters in the next 3 paragraphs were applied to produce all figures and tables in this work.

Each method was tuned to provide an excellent balance of accuracy and efficiency. The main motivation behind our choices was to restraint model sizes both to allow efficient training of all baselines, and fair comparison at roughly equal parameter counts. Irreconcilable differences with the baseline adaptation rules make it difficult to perform a systematic comparison, which is why we focused on parameter count as done in [Qin et al.]; all the while noting the all models involved had sufficient capacity to approximate the problems at hand. For NCF and CAVIA, we count the number of learnable parameters in the main network being modulated. For CoDA, we count the root network plus the hypernetwork’s learnable parameters as outlined in Equation (3).

Our main workstation for training and adaptation was fitted with an Nvidia GeForce RTX 4080 graphics card which was used for the SP, LV, SM, and NS problems. Additionally, we used an RTX 3090 GPU of the same generation for the GO problem, and an NVIDIA A100 Tensor Core GPU for the GS problem as its CNN-based architecture was more memory-intensive. In addition to the training hardware and deep learning frameworks (JAX for NCFs, and PyTorch for CAVIA and CoDA) that made apple-to-apple comparison challenging, our network architectures varied slightly across methods, as the subsections below will highlight. This is part of the reason we decided to focus on total parameter count as the great equalizer.

All in all, to ensure fair comparison, we made sure each model was sufficiently large to represent the task at hand (by comparing to commonly used hyperparameters in the literature, e.g., in [Kirchmeyer et al., 2022]). Since a full iteration means something different for the frameworks under comparison, we simply made sure the models were trained for sufficiently long, i.e. the lowest-performing method for each task was trained for at least as long as the second-best for that task, and its best checkpoint restored at the end.

B.1 NCFs

Model architecture The MLPs used as our context, state and main networks (as depicted in Figure 2b) typically have a uniform width. When that is not the case, we use the notation $[h_{in} \rightarrow h_1 \rightarrow \dots \rightarrow h_{d-1} \rightarrow h_{out}]$ to summarize the number of units in each layer of an MLP of depth d for brevity. We use a similar notation to summarize the number of channels in a Convolutional Neural Network (CNN). For instance, on the (SP) problem, the context network was the MLP $[256 \rightarrow 64 \rightarrow 64 \rightarrow 64]$ (which indicates a context size of $d_\xi = 256$), the state network was $[2 \rightarrow 64 \rightarrow 64 \rightarrow 64]$; the main network $[128 \rightarrow 64 \rightarrow 64 \rightarrow 64 \rightarrow 2]$; all with Swish activations [Ramachandran et al., 2017]. Bellow, we follow the same convention to detail the networks used for all problems in this paper’s main comparison (see Table 1).

• **LV** (context) $[1024 \rightarrow 256 \rightarrow 256 \rightarrow 64]$; (state) $[2 \rightarrow 64 \rightarrow 64 \rightarrow 64]$; (main) $[128 \rightarrow 64 \rightarrow 64 \rightarrow 64 \rightarrow 2]$ • **GO** (context) $[256 \rightarrow 64 \rightarrow 64 \rightarrow 122]$; (state) $[7 \rightarrow 122 \rightarrow 122 \rightarrow 122]$; (main) $[244 \rightarrow 64 \rightarrow 64 \rightarrow 64 \rightarrow 7]$ • **SM** (context, state, main) Exact same architectures as with SP above • **BT** (context) linear layer with 256 input and 128 outputs features followed by an appropriate reshaping then a 2D convolution with 8 channels and circular padding to maintain image size, a kernel of size 3×3 , and Swish activation⁶; (state) appropriate reshaping before 2D convolution with 8 channels; (main) CNN $[16 \rightarrow 64 \rightarrow 64 \rightarrow 64 \rightarrow 2]$ • **GS** Same network architectures as for the previous BT problem, with the exception that the linear layer in the context network outputs 2048 features • **NS** (context) A single linear layer with 202 input and 1024 output features reshaped and concatenated to the state and the grid coordinates before processing; (state) No state network is used for this problem; (main) 2-dimensional Fourier Neural Operator (FNO) [Li et al., 2020] with 4 spectral convolution layers, each with 8 frequency modes and hidden layers of width 10. Its lifting operator is a 1×1 convolution with 4 input and 10 output channels respectively – functionally similar to a fully connected layer with weight sharing. The projection operator has two such layers, with 10 inputs, 1 output, and 16 hidden channels in-between.

⁶Except for the number of channels, these are default convolution settings we use throughout. The circular padding enforces the periodic boundary condition observed in the trajectory data.

Training hyperparameters As for the propagation of gradients from the loss function to the learnable parameters in the right-hand-side of the neural ODEs (5), we decided to differentiate through our solvers, rather than numerically computing adjoints [Chen et al., 2018]. Since our main solver were the less demanding RK4 and Dopri5 solvers, we didn’t incur the heavy memory cost Differentiable Programming methods are typically known for [Nzoyem et al., 2023, Kidger et al., 2020].

We use the integration schemes: Dopri5 [Wanner and Hairer, 1996] for GO, SM, GS, and BT, with relative and absolute tolerances of 10^{-3} and 10^{-6} respectively; RK4 for LV with $\Delta t = 0.1$; Explicit Euler for NS with $\Delta t = 1$. Across all NCF variants, we kept the context pool size under 4 to reduce computational workload ($p = 2$ for LV and SM, and $p = 4$ for LV and GO, and $p = 3$ for all PDE problems). We use the Adam optimizers [Diederik, 2014] for both model weights and contexts on ODE problems, and Adabelief [Zhuang et al., 2020] for PDE problems. Their initial learning rates were as follows: 3×10^{-4} for LV and NS, 10^{-3} for GO, BT, and GS, 10^{-4} for SM. That learning rate is kept constant throughout the various trainings, except for BT, GS, and NS where it is multiplied by a factor (0.1, 0.5, and 0.1 respectively) after a third of the total number of training steps, and again by the same factor at two-thirds completion. The same initial learning rates are used during adaptation, with the number of iterations typically 1500.

As per Equation (10), the NCF implementation is batched across both environments and trajectories for distributed and faster training. This is in contrast to the two baselines, in which predictions are only batched across trajectories. We use full batches to accelerate training. This means that with LV for instance, all 4, 32, or 1 will be used at once depending on the data split we use (meta-trainingmeta-testing, supportquery). For regularization of the loss function Equation (10), we set $\lambda_1 = 10^{-3}$ for all problems; but $\lambda_2 = 0$ for ODE problems and $\lambda_2 = 10^{-3}$ for PDE problems. For NCF- t_2 we always use a proximal coefficient of $\beta = 10$ except for the LV where $\beta = 100$.

The simple pendulum SP problem used in this work leveraged NCF- t_2 . The integrator was Dopri5 with default tolerances, a proximal coefficient $\beta = 10^2$, a constant learning rate of 10^{-4} , 500 outer and 20 inner iterations⁷. For the other problems highlighted in Table 1, the remaining crucial hyperparameters are defined in Tables 3 and 4.

Table 3: Hyperparameters for NCF- t_1

Hyperparameters	LV	GO	SM	BT	GS	NS
Context size d_ξ	1024	256	256	256	256	202
Pool-filling strategy	NF	RA	RA	NF	RA	NF
# Epochs	10000	2400	24000	10000	10000	5000

Table 4: Hyperparameters for NCF- t_2

Hyperparameters	LV	GO	SM	BT	GS	NS
Context size d_ξ	1024	256	256	256	256	202
Pool-filling strategy	NF	NF	RA	NF	RA	NF
# Inner iterations	25	10	10	20	20	25
# Outer iterations	250	1000	1500	1000	700	250

B.2 CoDA

The reference CoDA implementation from [Kirchmeyer et al., 2022] was readily usable for most problems. We adapted its data generation process to incorporate two new benchmarks introduced in this paper (the SM and BT problems).

Model architecture Neural networks without physics priors are employed throughout, all with the Swish activation function. • **LV**: 4-layers MLP with 224 neurons per hidden layers (width) • **GO**:

⁷The inner iterations used in NCF- t_2 are not to be confused with the inner gradient update steps in CAVIA, since NCF performs alternating rather than bi-level optimization.

4-layers MLP with width 146 • **SM**: 4-layers MLP with width 90 • **BT**: 4-layers ConvNet with 46 hidden convolutional filters and 3×3 kernels. Its outputs is rescaled by 10^{-4} to stabilize rollouts • **GS**: Same ConvNet as BT, but with 106 filters. • **NS**: 2-dimensional Fourier Neural Operator (FNO) [Li et al., 2020] with 4 spectral convolution layers, each with 8 frequency modes and hidden layers of width 10. Its lifting operator is a single fully connected layer, while its projection operator has two such layers, with 16 hidden neurons.

Training hyperparameters Using TorchDiffEq [Chen, 2018], CoDA backpropagates gradients through the numerical integrator. We use the same integration schemes as NCF above. It stabilizes its training by applying exponential Scheduled Sampling [Bengio et al., 2015] with constant $k = 0.99$ and initial gain $\epsilon_0 = 0.99$ updated every 10 epochs (except for the **NS** problem updated every 15 epochs). The Adam optimizer with a constant learning rate of 10^{-4} is used. The batch size and the number of epochs is given in the Table 5.

Table 5: Hyperparameters for CoDA

Hyperparameters	LV	GO	SM	BT	GS	NS
Context size d_ξ	2	2	2	2	2	2
Minibatch size	4	32	4	1	1	16
# Epochs	40000	40000	12000	10000	120000	30000

In line with CoDA’s fundamental low-rank assumption, we maintain a context size $d_\xi = 2$ for all problems, since no more than 2 parameters vary for any given problem.

B.3 CAVIA

The reference implementation of CAVIA-Concat [Zintgraf et al., 2019] required substantial modifications to fit dynamical systems. Importantly, we incorporated the TorchDiffEq [Chen, 2018] open-source package and we adjusted other hyperparameters accordingly to match NCF and CoDA on parameter count and other relevant aspects for fair comparison. The performance of CAVIA-Concat is heavily-dependent on the context size, which we adjust depending on the problem.

Model architecture Like CoDA, the Swish activation is used for all neural networks • **LV**: 4-layers MLP with width 278 • **GO**: 4-layers MLP with width 168 • **SM**: 4-layers MLP with width 84 • **BT**: 7-layers ConvNet with 46 hidden convolutional filters and 3×3 kernels. Its outputs is rescaled by 0.1 to stabilize rollouts • **GS**: 4-layers ConvNet with 184 hidden convolutional filters and 3×3 kernels. Its outputs is rescaled by 0.1 to stabilize rollouts. • **NS**: Same FNO as with NCF above, including the single-layer context network with 1024 output neurons.

Training hyperparameters We use full batches to accelerate training. We use the Adam optimizer with a learning rate of 0.001 for the meta-update step. The single inner update step has a learning rate of 0.1. The number of iterations is given in Table 6.

Table 6: Hyperparameters for CAVIA

Hyperparameters	LV	GO	SM	BT	GS	NS
Context size d_ξ	1024	256	256	64	1024	202
# Iterations	200	100	1200	500	50	1200

C Datasets & Additional Results

C.1 Gen-Dynamics

Given the lack of benchmark consistency in Scientific Machine Learning [Massaroli et al., 2020], we launched the Gen-Dynamics initiative⁸. This is a call for fellow authors to upload their metrics and datasets, synthetic or otherwise, while following a consistent interface. In the context of OoD generalization for instance, we suggest the dataset be split in 4 parts: • (1) `train`: For In-Domain meta-training; • (2) `test`: For In-Domain evaluation; • (3) `ood_train`: For Out-of-Distribution adaptation to new environments (meta-testing); • (4) `ood_test`: For OoD evaluation

Each split should contain trajectories X and the time points t at which the states were recorded. The time t is a 1-dimensional array, and we recommend a 4-dimensional X tensor with dimensions described as follows: • (1) `nb_envs`: Number of distinct environments; • (2) `nb_trajs_per_env`: Number of trajectories per environment; • (3) `nb_steps_per_traj`: Number of time steps per trajectory (matching the size of t); • (4) `state_size`: Size of the state space

While the suggestions apply mostly to dynamical systems’ Meta-Learning, we believe they are generalizable to other problems, and are open to suggestions from the community. All problems described below are now represented in Gen-Dynamics.

C.2 Simple Pendulum (SP)

The autonomous dynamical system at play here corresponds to a frictionless pendulum suspended from a stationary point by a string of fixed length. The state space $x = (\alpha, \omega)$, comprises the angle the pendulum makes with the vertical, and its angular velocity, respectively

$$\begin{cases} \frac{d\alpha}{dt} = \omega, \\ \frac{d\omega}{dt} = -\frac{g}{L} \sin(\alpha). \end{cases} \quad (14)$$

For this problem, each environment corresponds to a different gravity⁹, to which we don’t have access during the data collection stage. Therefore, with $L = 1$ completely known, the goal is to learn a dynamical system that easily generalizes across the unobserved g . Only the NCF- t_1 variant is used in all experiments involving this problem.

The in-domain and adaptation mean squared error (MSE) metrics (see below) were reported in Table 2 during our favorable comparison to the One-For-All (OFA) baseline. Our loss values during training are reported in Figure 7. Unsurprisingly, learning one context-agnostic vector field for all environments (OFA) is suboptimal given the differences in gravity from one environment to the next. On the other hand, our method learns to discriminate between environments and produces accurate trajectories, one of which was presented in Figure 1b.

Here, we define the mean absolute percentage error (MAPE) and MSE criteria as they apply to trajectory data. These definitions are reused for subsequent problems.

$$\text{MAPE}(x, \hat{x}) = \frac{1}{N \times d} \sum_{t=1}^N \left| \frac{x(t_n) - \hat{x}(t_n)}{x(t_n)} \right| \times 100, \quad (15)$$

and

$$\text{MSE}(x, \hat{x}) = \frac{1}{N \times d} \sum_{t=1}^N \|x(t_n) - \hat{x}(t_n)\|_2^2. \quad (16)$$

⁸<https://github.com/ddrou/Gen-Dynamics>

⁹To give an intuition behind the term “environment”, one might consider the surface of a celestial body in the solar system (see Section 1).

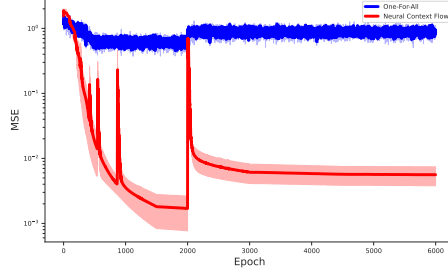


Figure 7: MSE loss values when training a Neural Context Flow on the SP problem, compared with a baseline One-For-All formulation. OFA fails catastrophically since the diversity of environments in the training dataset prevents the approximation of any meaningful vector field.

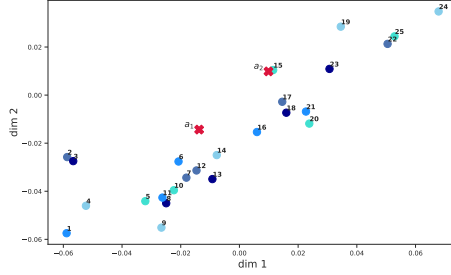


Figure 8: Representation of the first and second dimensions of the learned contexts for the SP problem. The labels 1 to 25 identify the training environments, while a_1 and a_2 (in red), indicate the adaptation contexts along these dimensions. We observe that environments close in indices (and thus in gravity) share similar contexts along these dimensions.

Beyond serving as a control signal for the vector fields, the contexts encode useful representations. In Figure 8, we visualize the first two dimensions of the various $\{\xi^e\}_{1 \leq e \leq 25}$ after training. We observe that environments close in indices¹⁰ are equally close in the two context dimensions. Similarly, distant environments are noticeably far apart in context space. The same observation is made during adaptation, where, for instance, $e' = a_2$ (corresponding to $g = 14.75$) gets a context close to $e = 15$ (corresponding to $g = 14.83$). This observation indicates that the latent context vector is encoding features related to gravity, which may be used for further downstream representation learning tasks.

C.3 Lotka-Volterra (LV)

With dynamics that are of continued interest to many fields (epidemiology [Venturino, 1994], economy [Wu et al., 2012], etc.), the Lotka-Volterra (LV) ODE models the evolution of the concentration of preys x and predators y in a closed ecosystem. The behavior of the system is controlled by the prey’s natural growth rate α , the predation rate β , the predator’s increase rate upon consuming prey δ , and the predator’s natural death rate γ

$$\begin{cases} \frac{dx}{dt} = \alpha x - \beta xy, \\ \frac{dy}{dt} = \delta xy - \gamma y. \end{cases} \quad (17)$$

We repeat the experiment as designed in [Kirchmeyer et al., 2022]. All synthetic ground truth data is generated with the two initial states both following the $\mathcal{U}(1, 3)$ distribution. Once sampled,

¹⁰The indices of the training environments correspond to their ordering in increasing values of gravity.

we note that the same initial condition is used to generate trajectories for all environments. The parameters that vary across training environments are $\beta \in \{0.5, 0.75, 1\}$ and $\delta \in \{0.5, 0.75, 1\}$. In each training environment, we generate 4 trajectories with a Runge-Kutta time-adaptive 4th-order scheme, while we generate 32 for In-Domain evaluation. For one-shot adaptation, we extrapolate to $\beta \in \{0.625, 1.125\}$ and $\delta \in \{0.625, 1.125\}$, with only 1 trajectory per environment, and 32 for OoD testing. The observed parameters α and δ are always fixed at 0.5.

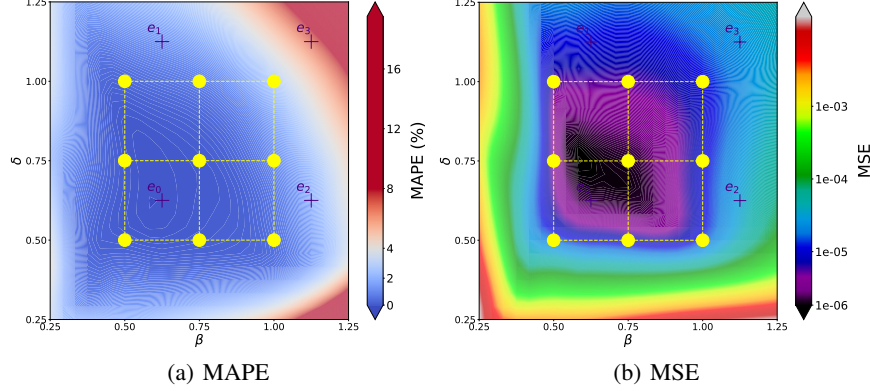


Figure 9: Results for the Large adaptation of the LV problem to a grid, showcasing the MAPE and training MSE. Compared to Figure 3, the colorbar range in (a) is shrunk to focus on the MAPEs between 0 and 8%.

The large grid-wise adaptation experiment conducted on the LV problem in Section 4.3 showed that NCFs were powerful at extrapolating. Here, through the MSE training losses in Figure 9(b), we highlight the fact that the bottom and left edges of the grid display quite high errors. This illustrates the importance of observing several loss metrics when learning time series [Hewamalage et al., 2023].

C.4 Glycolytic-Oscillator (GO)

This equation defines the evolution of the concentration of 7 biochemical species $\{s_i\}_{i=1,2,\dots,7}$ according to the ODE:

$$\begin{aligned}\frac{ds_1}{dt} &= J_0 - k_1 \frac{s_1 s_6}{1 + (s_6/K_1)^q} \\ \frac{ds_2}{dt} &= 2k_1 \frac{s_1 s_6}{1 + (s_6/K_1)^q} - k_2 s_2 (N - s_5) - k_6 s_2 s_5 \\ \frac{ds_3}{dt} &= k_2 s_2 (N - s_5) - k_3 s_3 (A - s_6) \\ \frac{ds_4}{dt} &= k_3 s_3 (A - s_6) - k_4 s_4 s_5 - \kappa (s_4 - s_7) \\ \frac{ds_5}{dt} &= k_2 s_2 (N - s_5) - k_4 s_4 s_5 - k_6 s_2 s_5 \\ \frac{ds_6}{dt} &= -2k_1 \frac{s_1 s_6}{1 + (s_6/K_1)^q} + 2k_3 s_3 (A - s_6) - k_5 s_6 \\ \frac{ds_7}{dt} &= \psi \kappa (s_4 - s_7) - k s_7\end{aligned}$$

where the parameters either vary or are set fixed as per Table 7.

Again, we follow the same procedure as in [Kirchmeyer et al., 2022] to generate trajectories for each environment. Namely, we sample initial conditions from a specific distribution [Daniels and Nemenman, 2015, Table 2]. We vary $k_1 \in \{100, 90, 80\}$ and $K_1 \in \{1, 0.75, 0.5\}$ to create 9 training environments with 32 trajectories each, both for InD training and testing. We use 1 trajectory for

Table 7: Parameters and their values for the GO problem.

Parameter	J_0	k_1	k_2	k_3	k_4	k_5	k_6	K_1	q	N	A	κ	ψ	k
Value	2.5	(varies)	6	16	100	1.28	12	(varies)	4	1	4	13	0.1	1.8

OoD adaptation to 4 environments defined by $k_1 \in \{85, 95\}$ and $K_1 \in \{0.625, 0.875\}$. We use 32 trajectories for OoD evaluation.

Intuitive post-processing of the contexts offers many insights into the meta-training process, particularly because it clusters the 9 environments into groups of 3, as illustrated in Figure 10.

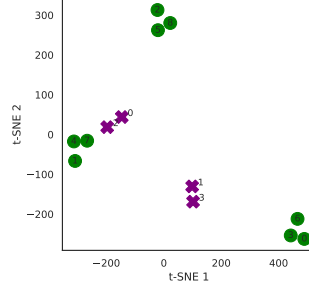


Figure 10: Illustration of 256-dimensional context vectors consistently clustered with t-SNE embeddings with perplexity of 2 on the Glycolytic Oscillator (GO). The training environments are in green and labeled as their IDs, while the adaptation environments are in purple. This clustering mirrors the distribution of the system parameters.

C.5 Sel’kov Model (SM)

We introduce the Sel’kov model in dimensionless form [Strogatz, 2018], a highly non-linear ODE mainly studied for its application to yeast glycolysis :

$$\begin{aligned}\frac{dx}{dt} &= -x + ay + x^2y \\ \frac{dy}{dt} &= b - ay - x^2y\end{aligned}$$

where $a = 0.1$ and b is the parameter that changes. The trajectories are generated with a time horizon of 40, with 11 regularly spaced time steps. We sample each initial condition state from the distribution $\mathcal{U}\{0, 3\}$, and we observe the appearance of a limit cycle (L1), then an equilibrium point (E), and another limit cycle as b changes (see Figure 4(a)).

Specifically, our 21 training environments are a union of 7 environments evenly distributed in $b \in [-1, -0.25]$, then 7 evenly distributed in $b \in [-0.1, -0.1]$, and finally 7 others with $b \in [0.25, 1]$. We generate 4 trajectories for training and 4 for InD testing. As for adaptation, we choose 6 environments, with $b \in \{-1.25, -0.65, -0.05, 0.02, 0.6, 1.2\}$ (see Figure 11). We set aside 1 trajectory for adaptation and 4 for OoD testing.

In Section 4, we showed that NCF- t_2 outperformed other adaptation rules. We note, however, that training such systems is very difficult, even with NCFs. We observed in practice that convergence is extremely sensitive to weight initialization, as the shaded regions on the loss curves of Figure 4(b) attest. The curves are complemented with Figure 12, emphasizing that the model performs best in environments near the equilibrium.

C.6 Brusselator (BT)

The Brusselator model [Prigogine and Lefever, 1968] describes the reaction-diffusion dynamics of two chemical species, U and V , and is given by the following system of partial differential equations (PDEs) defined on a 8×8 grid:

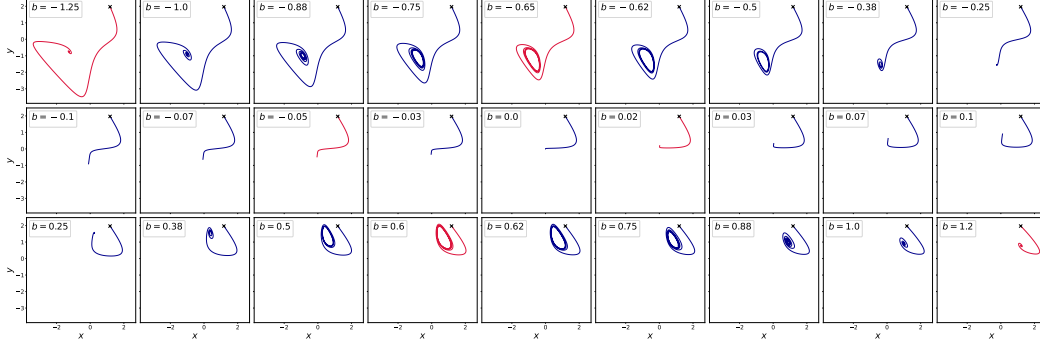


Figure 11: Visualization of a trajectory with the same initial condition in various environments of the Sel’kov Model’s dataset. In blue are the meta-training environments, in red the meta-testing ones.

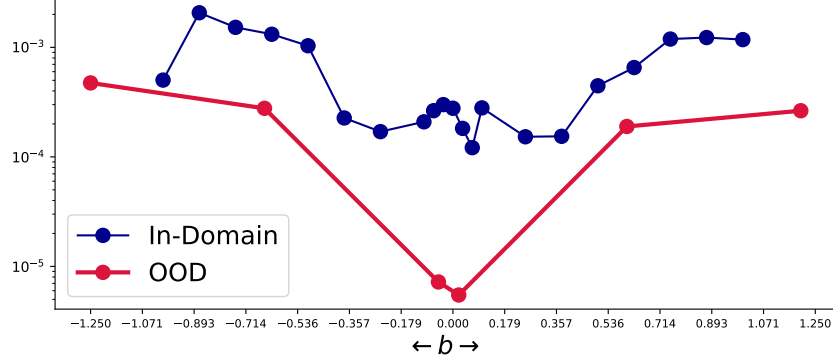


Figure 12: Per-environment training and adaptation losses. In blue are the meta-training environments, in red the meta-testing ones.

$$\begin{aligned}\frac{\partial U}{\partial t} &= D_u \Delta U + A - (B + 1)U + U^2 V, \\ \frac{\partial V}{\partial t} &= D_v \Delta V + BU - U^2 V,\end{aligned}$$

where:

- U and V are the concentrations of the chemical reactants.
- $D_u = 1$ and $D_v = 0.1$ are the diffusion coefficients for U and V , respectively.
- A and B are constants representing the rate parameters of the chemical reactions, both varying across environments.

Using an RK4 adaptive time-step solver, the system is simulated up to $T = 10$ (excluded), with the step reported every time step $\Delta t = 0.5$. The initial condition for each trajectory for all environments is sampled and broadcasted as follows:

$$\begin{aligned}U_0 &= \bar{A} \\ V_0 &= \frac{\bar{B}}{\bar{A}} + 0.1\eta_{ij}\end{aligned}$$

where $\bar{A} \sim \mathcal{U}(0.5, 2.0)$, $\bar{B} \sim \mathcal{U}(1.25, 5.0)$, and $\eta_{ij} \sim \mathcal{N}(0, 1)$ for each grid position (i, j) .

We aim to keep all environments involved in this problem outside the Brusselator’s oscillatory regime $B^2 > 1 + A^2$. For Meta-training, A and B are selected from $\{0.75, 1, 1.25\} \times \{3.25, 3.5, 3.75\}$ yielding 12 environments, each with 4 trajectories for training, and 32 for InD testing. For adaptation, we select 12 environments from $\{0.875, 1.125, 1.375\} \times \{3.125, 3.375, 3.625, 3.875\}$, with 1 trajectory for training, and 32 for OoD testing.

C.7 Gray-Scott (GS)

We aim to validate the empirical potential of our method on spatiotemporal systems beyond ODEs. We thus identify the Gray-Scott (GS) model for reaction-diffusion, a partial differential equation (PDE) defined over a spatial 32×32 grid:

$$\begin{aligned}\frac{\partial U}{\partial t} &= D_u \Delta U - UV^2 + F(1 - U) \\ \frac{\partial V}{\partial t} &= D_v \Delta V + UV^2 - (F + k)V\end{aligned}$$

Like in the Brusselator case above, U and V represent the concentrations of the two chemical components in the spatial domain with periodic boundary conditions. D_u, D_v denote their diffusion coefficients respectively, while F and k are the reaction parameters. We generate trajectories on a temporal grid with $\Delta t = 40$ and temporal horizon $T = 400$.

The parameters we use to generate our environments are the reaction parameters F and k . We consider 4 environments for meta-training: $F \in \{0.30, 0.39\}, k \in \{0.058, 0.062\}$; and 4 others for adaption: $F \in \{0.33, 0.36\}, k \in \{0.59, 0.61\}$. Other simulation parameters, as well as the initial condition-generating distribution, are inherited from [Kirchmeyer et al., 2022], where we direct readers for additional details.

C.8 Navier-Stokes (NS)

Like the Gray-Scott case, the 2D incompressible Navier-Stokes case is inherited from [Kirchmeyer et al., 2022]. The PDE is defined on a 32×32 spatial grid as:

$$\begin{aligned}\frac{\partial \omega}{\partial t} &= -v \nabla \omega + \nu \Delta \omega + f \\ \nabla v &= 0\end{aligned}$$

where:

- $\omega = \nabla \times v$ is the vorticity,
- v is the velocity field,
- ν is the kinematic viscosity.

The trajectory data from $t = 0$ to $T = 10$ with $\Delta t = 1$ is obtained through a custom Euler integration scheme. By varying the viscosity from $\nu \in \{8 \cdot 10^{-4}, 9 \cdot 10^{-4}, 1.0 \cdot 10^{-3}, 1.1 \cdot 10^{-3}, 1.2 \cdot 10^{-3}\}$ we gather 5 meta-training environments, each with 16 trajectories for training and 32 for testing. Similarly, we collect 4 adaptation environments with $\nu \in \{8.5 \cdot 10^{-4}, 9.5 \cdot 10^{-4}, 1.05 \cdot 10^{-3}, 1.15 \cdot 10^{-3}\}$ each with 1 trajectory for training, and 32 for testing. Other parameters of the simulation, as well as the initial condition generating distribution, are inherited from [Kirchmeyer et al., 2022], where we encourage the readers to find more details.

D Ablation Studies

These ablation studies are designed to investigate how the context pool size, the context size, and the 3-networks architecture affect the performance of NCFs.

D.1 Limiting the context pool size

The context pool P from which environments j are randomly sampled contributes significantly to the computational and memory complexity of the algorithm. As evidenced in Algorithms 1 and 3, the computation of the loss and hence its gradient can be parallelized across the contexts vectors ξ^j . With the goal of assessing the associated computational burden, we vary the size of the pool size for the LV problem from 1 to 9, reporting the In-Domain and OoD metrics, and computational time in Figure 13.

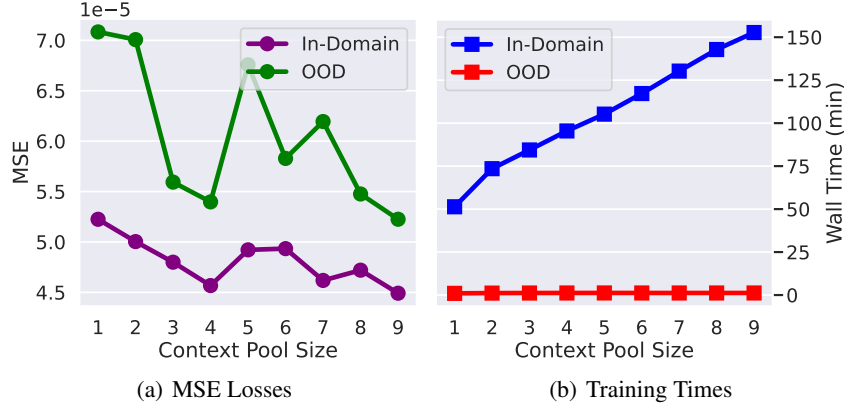


Figure 13: (a) In-domain and OoD MSEs, and (b) training and adaptation times when varying the context pool size on the LV problem with NCF- t_2 .

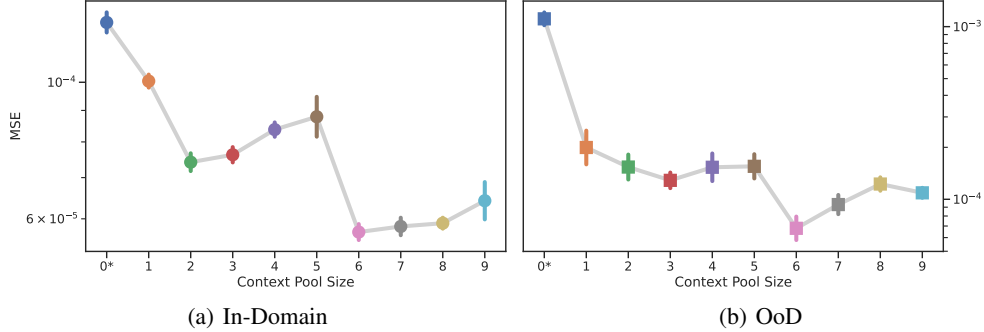


Figure 14: Average MSEs for the ablation of the context pool size for NCF- t_1 , with evaluation carried over many seeds, hence the vertical bars indicating the standard deviations.

We dig further into the influence of the context pool size. While its ideal value might be difficult to conclude based on Figure 13, Figure 14 investigates NCF- t_1 to highlight how important any value bigger than 1 is (with $p = 6$ proving to be exceptionally adequate). Indeed, 0* indicates no context pool was used, and the vector field is evaluated without Taylor expansion. This ablation results in a catastrophic loss in MSE accuracy of about one order of magnitude. While computational time (see Figure 13(b)) scales linearly with the pool size, the loss is not. This suggests that the context pool size p is a hyperparameter that should be tuned for maximum accuracy.

All in all, the impact of the context size on the MSE loss values can be explained by the concept of “task relatedness”, or “context proximity”. The Taylor expansion is the key to information flowing

from one environment to another. That said, some environments may be prohibitively far from others in context space. As such, the Taylor approximation incurs a non-reducible residual error term. Restricting the pool size limits the impact of those environments since they are less often sampled from the pool.

D.2 Restriction of the context size

Rather than limiting the pool size, what if the context vectors themselves were limited? The latent context vectors are the building blocks of NCF, and having shown that they encode useful representations vital for downstream tasks in Appendix C.2, we now inquire as to how their size influences the overall learning performance. This further provides the opportunity to test the contextual self-modulation process. Indeed, over-parametrization should not degrade the performance of NCFs since context vectors must be automatically kept small and close to each other (in L^1 norm) for the Taylor approximations to be accurate.

Like in CoDA [Kirchmeyer et al., 2022], the context size d_ξ is directly related to the parameter count of the model; and limiting the parameter count bears practical importance for computational efficiency and interpretability. Thus, we perform the LV experiment as described in Appendix C.3 with $d_\xi \in \{2, 4, 8, 16, 32, 64, 128, 256, 512, 1024\}$. The results observed in Figure 15(a) align with our intuitive understanding of increased expressiveness with bigger latent vectors. Together, Figures 15(a) and 15(b) shed light on the relationship between ξ and the underlying physical parameters pair (β, δ) , suggesting that NCFs would benefit from the vast body of research in representation learning.

We appreciate that while selecting d_ξ small is more interpretable (as can be observed by the clustering of the training environment Figure 15(b)), it is important to choose d_ξ sufficiently big. Indeed, using the JVP-based implementation we provide in Appendix E, large context vectors come at a reduced extra cost in both speed and memory.

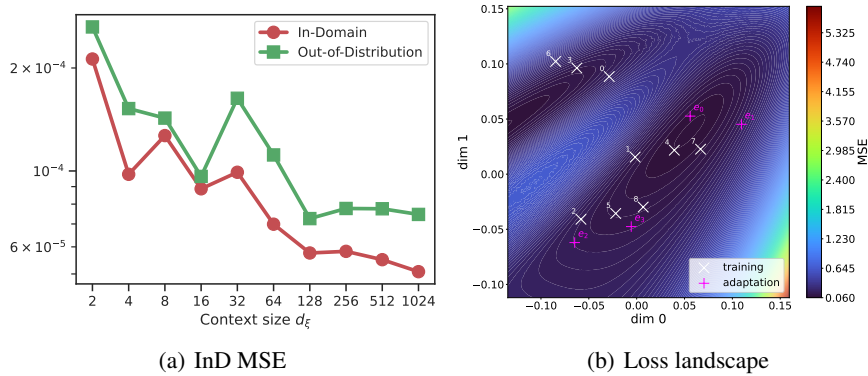


Figure 15: (a) In-Domain evaluation for the LV problem as the context size is increased. (b) Loss landscape plotted in context vectors space for $d_\xi = 2$. The clustering of the training contexts mirrors the parameters pairs (β, δ) from Figure 3.

D.3 Ablation of the 3-Networks Architecture

Another key element of the NCF framework is the 3-networks architecture described in Figure 2b. In it, the vector field consists of state and context-specific networks that help bring the inputs into the same latent representational space before passing to another network to approximate the local derivative. Like the context size, its ablation directly contributes to a reduction in parameter count.

For this experiment, we only consider NCF- t_1 . We remove the data- and context-specific neural networks in the vector field, and we directly concatenate $x_i^e(t)$, and ξ ; the result of which is passed to a (single) neural network. In this regard, NCF* (which designates NCF when its 3-networks architecture is removed) is analogous to CAVIA [Zintgraf et al., 2019]. That said, NCF still benefits from the flow of contextual information, which allows for self-modulation.

Table 8: MSE upon ablation of the 3-networks architecture (NCF*) on both SP and LV problems, highlighting difficulties adapting to new environments.

	SP ($\times 10^{-3}$)		LV ($\times 10^{-5}$)	
	IN-DOMAIN	ADAPTATION	IN-DOMAIN	ADAPTATION
NCF	4.82 ± 0.08	0.25 ± 0.02	1.28 ± 0.25	0.8 ± 1.01
NCF*	8.39 ± 0.009	1239.64 ± 867.6	11.03 ± 1.1	69.98 ± 84.36

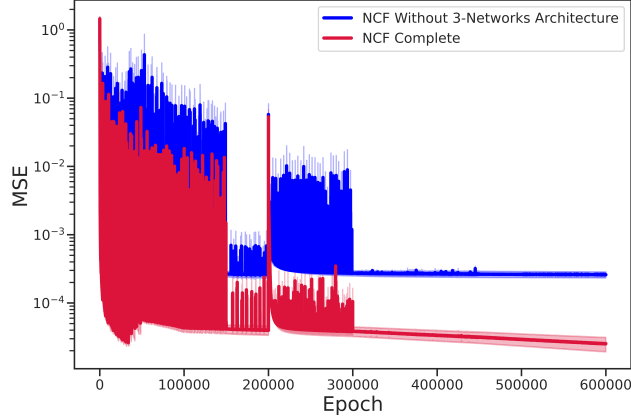


Figure 16: MSE loss curves when training the LV problem on a complete NCF, and on NCF*, the NCF variant deprived of the 3-networks architecture.

This study is of particular significance since, if in addition to foregoing the 3-networks architecture, we eliminated the Taylor expansion step, and NCF would turn into the data-controlled neural ODE [Massaroli et al., 2020]. So we run both dynamics forecasting problems without the 3-networks architecture, and we report the training MSE in Figure 16. In-domain and adaptation MSEs for both LV and SP problems are reported in Table 8.

While Figure 16 highlights a performance discrepancy of nearly 1 order of magnitude during training, the key insight is hidden in the adaptation columns of Table 8. Indeed, the removal of the data- and context-specific networks in the vector field considerably restricts the model’s ability to generalize to unseen environments, both for the SP and LV problems. This consolidates the 3-networks architecture as an essential piece of the NCF framework.

E Example Implementation of NCFs

Vector field The vector field takes center-stage when modeling using ODEs. It is critical to use JVPs, since we never want to materialize the Jacobian (the context size can be prohibitively large). For a highly performant implementation of neural ODEs, we leveraged JAX [Bradbury et al., 2018] and its ever-growing ecosystem; in particular Optax [DeepMind et al., 2020] for optimization, and Equinox [Kidger and Garcia, 2021] for neural network definition. The Jacobian-Vector Product primitive `filter_jvp` as illustrated below, coupled with `jit`-compilation, allowed commendable runtimes for all problems.

```

1 class ContextFlowVectorField(equinox.Module):
2     physics: equinox.Module
3     augmentation: equinox.Module
4
5     def __init__(self, augmentation, physics=None):
6         self.augmentation = augmentation
7         self.physics = physics
8
9     def __call__(self, t, x, ctxs):
10         ctx, ctx_ = ctxs
11         # ctx = \xi^e, while ctx_ = \xi^j
12
13         if self.physics is None:
14             vf = lambda xi: self.augmentation(t, x, xi)
15         else:
16             vf = lambda xi: self.physics(t, x, xi) + self.augmentation(t, x, xi)
17
18         gradvf = lambda xi_: equinox.filter_jvp(vf, (xi_,), (ctx-xi_,))[1]
19         scd_order_term = equinox.filter_jvp(gradvf, (ctx_,), (ctx-ctx_,))[1]
20
21         return vf(ctx_) + 1.5*gradvf(ctx_) + 0.5*scd_order_term

```

Listing 1: Second-order Taylor expansion in the NCF vector field.

Loss function Equation (10) provides a structured summation layout particularly suited for a function transformation like JAX’s `vmap`. During implementation, that loss functions can be defined in two stages, the innermost summation term along with Equation (9) making up the first stage; while the two outermost summations of (10) make up the second stage. Once the first stage is complete, the second is relatively easy to implement. We provide a vectorized implementation of the first stage below.

```

1 def loss_fn_ctx(model, traj, t_eval, ctx, all_ctx_s, key):
2     """ Inner loss function Eq. 9 """
3
4     ind = jax.random.permutation(key, all_ctx_s.shape[0])[:context_pool_size]
5     ctx_s = all_ctx_s[ind, :] # construction of the context pool P
6
7     batched_model = jax.vmap(model, in_axes=(None, None, None, 0))
8
9     traj_hat, nb_steps = batched_model(traj[:, 0, :], t_eval, ctx, ctx_s)
10    new_traj = jnp.broadcast_to(traj, traj_hat.shape)
11
12    term1 = jnp.mean((new_traj-traj_hat)**2) # reconstruction error
13
14    term2 = jnp.mean(jnp.abs(ctx)) # context regularisation
15
16    term3 = jnp.sum(model.parameters**2) # weights regularisation
17
18    loss_val = term1 + 1e-3*term2 + 1e-3*term3
19
20    return loss_val

```

Listing 2: Inner NCF loss function with vectorization support

F Trajectories Visualization

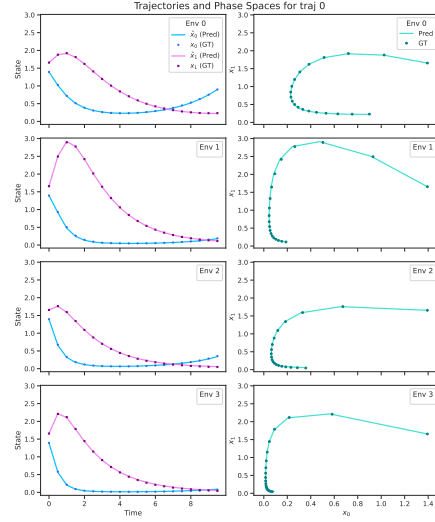


Figure 17: Visualizing the first ground truth and predicted trajectories and phase spaces in all 4 adaptation environments of the LV problem. The initial condition is the same across all 4 adaptation environments.

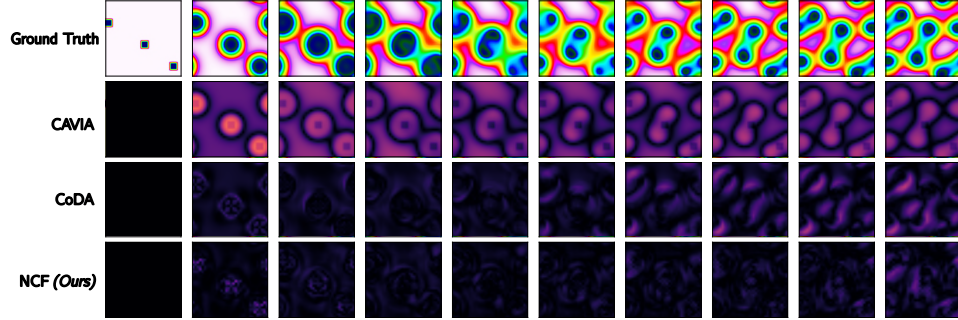


Figure 18: Sample absolute reconstruction error of a trajectory during adaptation of the Gray-Scott system with NCF- t_2 . This describes the sole trajectory in the fourth adaptation environment.

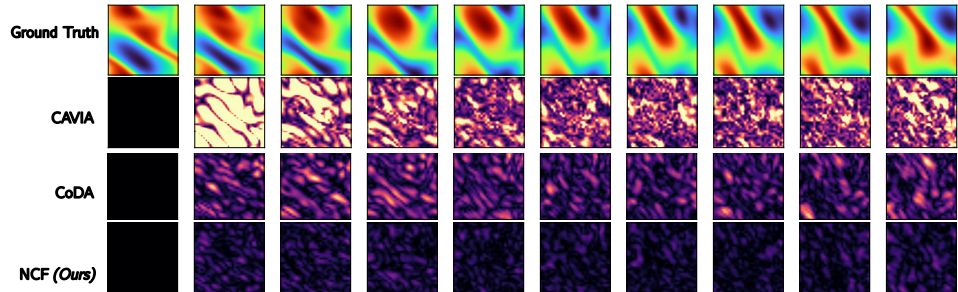


Figure 19: Sample absolute reconstruction error of a trajectory during adaptation of the Navier-Stokes system with NCF- t_2 . The viscosity for this environment is $\nu = 1.15 \times 10^{-3}$.