

Topics in the Study of the Pragmatic Functions of Phonetic Reduction in Dialog

Nigel G. Ward, Carlos A. Ortega

Department of Computer Science, University of Texas at El Paso

nigelward@acm.org, carlos.ortega2001@hotmail.com

May 3, 2024

Abstract

Reduced articulatory precision is common in speech, but for dialog its acoustic properties and pragmatic functions have been little studied. We here try to remedy this gap. This technical report contains content that was omitted from the journal article (Ward et al. 2024). Specifically, we here report 1) lessons learned about annotating for perceived reduction, 2) the finding that, unlike in read speech, the correlates of reduction in dialog include high pitch, wide pitch range, and intensity, and 3) a baseline model for predicting reduction in dialog, using simple acoustic/prosodic features, that achieves correlations with human perceptions of 0.24 for English, and 0.17 for Spanish. We also provide examples of additional possible pragmatic functions of reduction in English, and various discussion, observations and speculations.

Keywords: reduced articulatory precision, hypoarticulation, prosody, pragmatic functions, corpus study, annotation, perceptions, English, Spanish, correlations, predictive model

Contents

- 1 Introduction
- 2 Related Research
- 3 Annotating for Perceived Reduction
- 4 Features and Correlations
- 5 Predictive Models
- 6 More on the Functional Annotation Process
- 7 More on the Pragmatic Functions of Reduction in English
- 8 More on the Experiment
- 9 Reduction and Negative Assessment in Spanish
- 10 Summary

1 Introduction

Feeling that our inventory of prosodic features was incomplete, we set out to add phonetic reduction to the features handled by the Midlevel Prosodic Features Toolkit (Ward 2023). We failed in this goal, but in the process learned a lot about reduction. The headline finding was the result that phonetic reduction correlates with positive assessments in American English, and that result, plus closely related topics, reported in a journal article submission (Ward et al. 2024). However, not everything that we learned fit there, however, so this document reports the rest. Some of the discussions are stand-alone — notably those of spectral tilt, annotation for reduction, and prosodic correlates of reduction, as found in Sections 4–5 — but most readers will want to start with the journal article and use this document only for details and leftovers.

2 Related Research

[This section includes some references not included in the journal article, and provides more context for some others.]

2.1 Phonetic and Phonological Correlates

Various phonetic and phonological correlates of reduction have been identified:

1. Short duration, specifically word durations that are shorter than the average for the word (Jurafsky et al. 1998, Kahn & Arnold 2015), or vowels shorter than average duration for that vowel (Turnbull 2015).
2. Centralized vowels, “less dispersed vowels”, compression of the vowel quadrilateral, or, more generally, changes in vowel quality (Jurafsky et al. 1998, Turnbull 2015).
3. The application of specific phonological rules in various languages (Aguilar et al. 1993, Piccart et al. 2014, Machač & Fried 2023), such as coda-consonant deletion in English (Jurafsky et al. 1998).
4. Intonational reduction, including deaccenting, lower F_0 peaks, and steeper spectral tilt (van Son & Pols 1999, Burdin & Clopper 2015, Turnbull 2017).
5. Elision of segments (Koreman 2006), which can be a phonological rule, or alternatively, sometimes can be seen as an extreme form of duration reduction.
6. Increased coarticulation, to the point of, using the terms of (Niebuhr & Kohler 2011), reduction down to underlying “articulatory prosodies.”
7. Articulatory undershoot (Gahl et al. 2012).
8. Desynchronization of articulatory gestures (Machač & Fried 2023).

The relation among these factors is not well understood. On the one hand, some are clearly related. For example, people speaking faster necessarily reduce durations and, at extreme rates, many aspects of precision. On the other hand, these factors are probably not reducible to one or two fundamental causes, as we know that the various indicators are not always correlated

(Schubotz et al. 2015, Zellers 2017, Cohen Priva & Strand 2023), that reduction patterns may differ substantially across languages (Ernestus & Warner 2011, Malisz et al. 2018), and that there may be different types of reduction (Ernestus & Warner 2011, Turnbull 2017).

Further ideas for possible correlates can be obtained, indirectly, by considering the properties of the likely opposites of reduced speech, such as locally prominent words or syllables, and speech that is unusually intelligible or clearly articulated, including, at the extreme, hyperarticulated speech, Lombard speech, and “clear speech.” These have been variously found to have higher F_0 , stronger harmonicity, and shallower spectral tilt or, concomitantly, more energy in the high frequencies (Beechey et al. 2018, Bradlow & Bent 2002, Picart et al. 2014, Niebuhr 2017, Lu & Cooke 2009, Ludusan et al. 2021, Wagner et al. 2015, Gustafson et al. 2023).

To investigate this needs an understanding of what measurable features correlate best with perceptions of reduction. No such studies seem to have been done for dialog data, or indeed, at all. Accordingly, our first research question is: Which acoustic features correlate best with perceived reduction in dialog? (RQ-A)

2.2 Methods of Investigation

Perceptions of reduction tend to be weak and variable, so investigations accordingly require tools and systematic procedures.

Ideally there would be general-purpose methods for automatic estimation of the degree of reduction from speech signals, but current methods are limited. In principle one can apply a speech recognizer to a signal and see where it fails, or where its output has low confidence (Tu et al. 2018, Lubold et al. 2019), but in practice this seems to have been done only for data where transcripts exist. “Articulation entropy” as an acoustic measure and measurements of articulator displacement using electromagnetic articulography both have promise, but their precision for small samples or regions of speech is unknown (Lee et al. 2006, Jiao et al. 2016). More recent work has applied deep learning to the detection of reduction in learner’s speech (Chen et al. 2022), although this has so far been evaluated only on clear cases. While there are prosodic correlates of phonetic reduction, these seem inadequate for building a reduction detector (Ward & Ortega 2024).

Given these tool limitations, all detailed studies of reduction have so far required substantial human effort. To briefly survey the common methods:

First, one can exploit the negative correlation between intelligibility and reduction (Ernestus et al. 2002), by using subjects’ ability to recognize words in isolation, extracted and heard without their original contexts, as an index of reduction (Machač & Fried 2023). This doesn’t scale easily, and is thus mostly suitable for hypothesis-driven research, for example when using controlled speech or small-scale corpus data.

Second, one may use word duration, as computed from transcripts, as a proxy for reduction. Specifically one may consider reduction to be present when a word occurrence has a duration that is shorter than the average for the word (Jurafsky et al. 1998, Kahn & Arnold 2015). This method, however, does not tell the entire story, as the duration is not a reliable proxy for other measures of reduction or for perceived reduction.

Third, one may hand-label corpora for various specific correlates of reduction. These include

reduced phoneme durations, more centralized vowels, more co-articulation, and the application of various language-specific phonological rules, such as coda-consonant deletion in English (Jurafsky et al. 1998, Turnbull 2015, Koreman 2006, Aguilar et al. 1993, Picart et al. 2014, Machač & Fried 2023, Niebuhr & Kohler 2011). One may also use corpora which have both full segmental labels and canonical transcriptions, from which one can infer where reduction occurs (Jurafsky et al. 1998, Niebuhr et al. 2013). The problems here are that hand labeling of course does not scale, and that no single correlate may adequately proxy for all reduction phenomena (Burdin & Clopper 2015).

Overall, there currently exist no generally usable methods for estimating the phrase-level degree of reduction in speech, let alone dialog speech. Thus our second research question: can we easily develop a tool for the automatic detection of reduction? (RQ-B)

2.3 Other Interesting Related Research

Reduction is uncommon in foreigner- and infant-directed speech; on the contrary, these often involve hyperarticulation. Interestingly, the hyperarticulation in in foreigner-directed speech may be a reason why it can be perceived, out of context, as conveying negative affect (Uther et al. 2007). A lack of reduction may be characteristic of the speech of some autistic adults, whose vowels tend to have greater articulatory stability (Kissine et al. 2021).

One interesting investigation was that of (Picart et al. 2014), in which the speaker was induced to speak less clearly by giving him feedback in the form of “an amplified version of his own voice.”

It has been noted that common reductions are things that language learners do not acquire without effort, and need to be taught (Khaghaninezhad & Jafarzadeh 2014). **

3 Annotating for Perceived Reduction

[Most aspects of the annotation are described in the journal article. This section adds various information, especially regarding the inter-annotator agreement.]

Our aims for the annotation were: 1) Create data for evaluating reduction detectors, whether as a classification or regression models, 2) Create data for training a reduction detector, 3) Perhaps, as a side effect, gain qualitative insight into the functions and nature of reduction, 4) Create data for measuring human inter-annotator agreement, to use as a reference point for evaluating detectors.

Table 1 lists the conversation parts which were annotated. The first set of labels were unfortunately lost, so all were done a second time, and these redone labels were the ones we used. Figure 1 show the counts of regions receiving each label.

3.1 Inter-Annotator Agreement

The second annotator’s training was brief: she received the guidelines and went over some examples with the first annotator to see how he was applying the labels. To save time and

Conversation	Annotated Range	Conversation	Annotated Range
EN_006	[0:00 – 11:04]	ES_001	[0:00 – 6:00]
EN_007	[0:00 – 4:13]	ES_003	[0:00 – 2:00]
EN_013	[0:00 – 6:10]	ES_008	[0:00 – 2:00]
EN_033	[0:00 – 5:00]	ES_012	[0:00 – 5:00]
EN_043	[0:00 – 5:00]	ES_022	[0:00 – 5:00]
		ES_028	[0:00 – 5:00]

Table 1: Ranges over which reduction was labeled, for English (EN) and Spanish (ES) conversations.

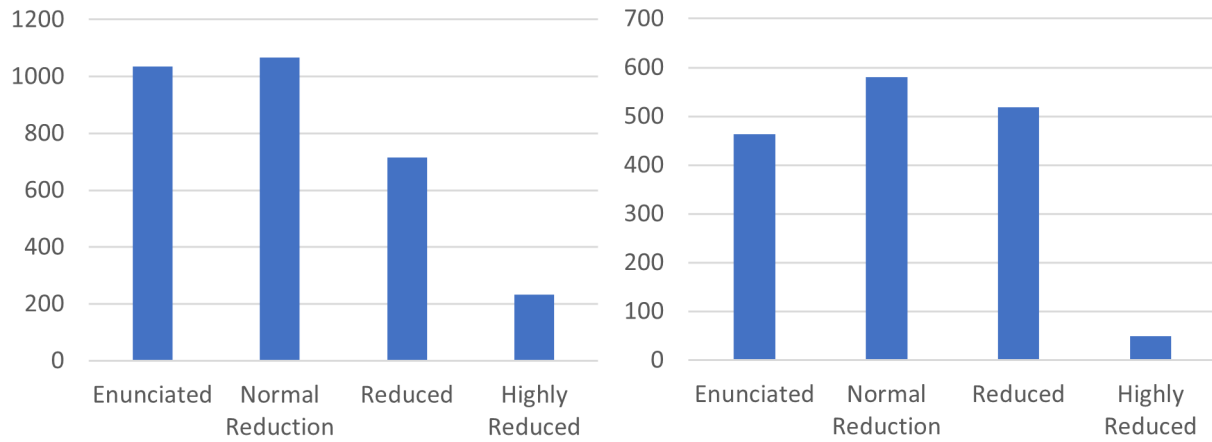


Figure 1: Count of labels for English (left) and Spanish (right)

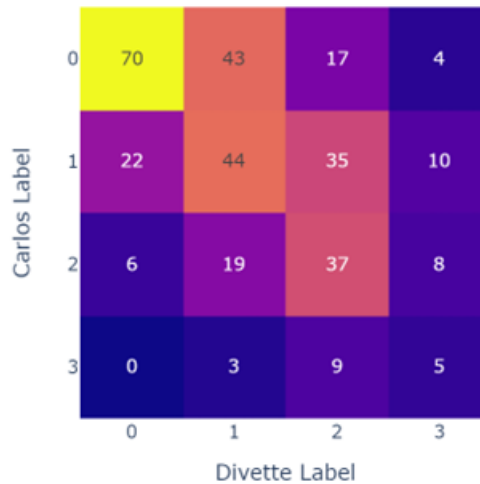


Figure 2: Inter-annotator confusion matrix, across both EN and ES labels

simplify comparisons, she labeled regions as already demarcated by the first annotator.

From the confusion matrix, Figure 2 we see that agreement was moderate for the judgments

of enunciation, weak for judgments of normal articulation and mild reduction, and very poor for judgments of strong reduction, which was also the rarest category.

To get a better idea of the reasons for the divergences, we examined all cases in the English where the annotations differed by more than 1. Numerous factors seemed likely to have been involved, which we can group into 6 categories:

1. Varying Degrees of Reliance on Context. Given an ambiguous sound, after you figure out what word it represents, it may be hard to set aside that information when relistening to the sound. That is, after you know what the word is, it can seem like it was obviously there in the signal. The following examples illustrate cases where this may have happened. In each, the numbers indicate the annotations for the following word; for example, in the first, 0/2 indicates that the annotations for *universes* were 0 and 2, by the first and second annotators, respectively.

- *I hear the argument a lot of times that Goku, "oh, his powers only work because of, it's in-universe," but then again, you're just getting two people from / from different 0/2 universes, though (043@0:33)*
- *for real, 3/1 for 3/1 real (043@1:02)*

In general, since the guidelines asked annotators to provide "subjective judgments of being ... possibly hard to understand without context," judgments could vary depending on the annotator's ability to consider the hypothetical, setting aside the actual context that they had heard.

2. Varying Effects of Prosodic Confounds and Correlates

Perception of reduction on specific words may be influenced by other prosodic goings-on. These may include:

A. Emphasis, as in

- *... she was ... ripping the skin, 3/1 like back (006@6:29),*

Here the phrase is the climax of a story, and that may have affected the annotator's perceptions even of the word *like*. (Here the 1 label is the post-hoc opinion of the first author, who noticed this example in the course of examining different types of reiteration during the "other observations" analysis described below.)

B. Lengthening, as in

- *Naruto after like twenty 0/2 four, episodes, I'm like (043@1:58)*

C. Creaky Voice, as in

- *Okay, who do you think would, would Goku win, or would One Punch Man 0/2 win? (043@0:12)*

where the last clause is very creaky and quiet. (This speaker seemed to have a pattern of using creaky voice to downplay highly predictable information, as here, given that One-Punch Man had just been mentioned.) This raises the question of how to consider creaky

voice, which can impair intelligibility (Cammenga 2018), but is not usually considered to be a form of reduction.

D. Falsetto, as in

- *0/2 One 0/1 Piece 0/2 is real (043@1:44)*

E. Laughing while Speaking, as in

- *[laughter] 1/3 I, I've only watched like (043@1:16)*

Possibly some of these differences may be side-effects of the annotator's awareness of general tendencies regarding where reduction appears: emphasized speech is often enunciated or at least not reduced, and fast speech is often reduced while long-duration words seldom are. Since these speech aspects are probably more salient than reduction, it would not be surprising if their perceptions affected or even masked perceptions of reduction.

3. Varying Normalization Styles. The guidelines did not specify whether the judgments were to be absolute or relative. This was perhaps a reason why the second annotator's judgments tended towards the higher reduction levels. The conversation that both annotated, DRAL EN_043, featured two male speakers, neither of who were generally speaking very clearly, and in particular, the left speaker spoke quite fast and had a rather gravelly voice. It is possible that the first annotator compensated for this, and used the "reduced" label, for example, to mean "reduced more than typical for this speaker." (Previous work has shown that the perceptions of reduction can be "modulated by the reduction level of the surrounding utterance context (Niebuhr & Kohler 2011).)

When conveying pragmatic functions, reduction relative to the norm for the specific speaker is probably more relevant than reduction in an absolute sense, so it is fortunate for our purposes that the first annotator appears to have labeled relatively.

4. Variant Perceptions of Very Short Words. Judgments seemed to diverge more often for very short words: *on*, *of*, and *be*, as in

- *I hear the argument a lot 1/3 of times, that (043@0:24)*

In two cases the annotator's difficulty was likely compounded by the fact that the segmentation into regions was at too fine a level, and for these words was slightly off. For purposes of the analysis below, these differences affected very few speech frames, so their effect on the statistics will be negligible.

5. Local Comparisons. It seems possible that in one case the word *only* was judged to be enunciated just because it was rather clearer than its neighbors, rather than enunciated in a more absolute sense.

- *1/3 I, 1/2 I've 0/2 only 1/1 watched 0/1 like (043@1:16)*

Local context effects on reduction perception are known to exist (Niebuhr & Kohler 2011). This issue may also relate to that of differences in normalization styles, mentioned above.

6. Idiosyncratic Labels. In a couple of cases, none of the above factors were obviously involved. On the one hand, perhaps in these one annotator or the other simply made a data entry error. Certainly we know that noise can never be fully eradicated. On the other hand, these could reflect real differences of perception, for as-yet unknown reasons.

In the course of reviewing these divergences, it became clear that EN_043 was an atypically challenging conversation — no others featured such extreme uses of creaky voice, falsetto, and laughter — so the level of agreement reported above likely understates what would be found for more typical conversations.

We also noted that the differences of opinion affected at most one or two words per phrase. For the functional analysis below, which relies only on average behavior, across multi-word regions and across many such regions, such differences regarding specific words can be considered to be just a minor noise source.

3.2 Possible Revisions to the Guidelines and Procedure

Overall the guidelines seemed adequate for guiding the annotators to generally do what we wanted, however, 1) The “granularity” clause should probably be emphasized. 2) The “confounds” clause appears naive, based on the results reported in the next section, and is likely neither effective nor necessary. 3) Depending on the purpose, it could be worth augmenting the “criteria” clause with the wording “relative to that speaker’s typical behavior.” 4) As the label set used, {0, 1, 2, 3}, could cause confusion, if the annotator has a memory lapse and thinks of 0 as denoting 0 intelligibility, it may be better to change the “codes” clause to specify a more memorable set of labels, such as {e, n, r, rr}.

Regarding the procedure, one might make conservative changes or a radical one.

The conservative changes might include: 1) A proper training sequence. In particular, if correlate-influenced perceptions are a frequent problem, this might include an explanation of the nature of emphasis, creaky voice, falsetto, and so on, with examples, to help annotators recognize these for what they are, rather than forms of reduction or enunciation. 2) A restriction to one pass over the data. Perfectionist annotators may wish to understand every word before making any judgments. The audio quality of these recordings being mostly excellent, if one uses headphones and raises the volume when necessary, almost every word can be heard, and, since these conversations are quite interesting, the temptation to do so is real. The problem is that it is impossible to unhear a word, so if reduction judgments are made as a second step, they may be biased. Accordingly it may be useful to allow the annotator only one pass over the data, and perhaps also to forbid touching the volume knob.

The radical change would be to move away from subjective judgments and instead just measure intelligibility, as the fraction of words correctly recognized. Decontextualized presentation would be advantageous: for example, we could give annotators randomly selected 1-second spans. Then reduction could be estimated as the fraction of the words they report being unable to identify, or for which their guesses do not match the reference transcript.

4 Features and Correlations

[The topic of this section is not addressed in the journal article.]

4.1 Features Considered

To address questions RQ-A and RQ-B, we needed a set of acoustic features. We limited attention to features that could be automatically computed, and, for the sake of convenience, robustness, and understandability, chose to select from a set of previously developed features, designed to work robustly for dialog data and, in particular, to include proper normalizations (Ward 2023).

Most of these were selected based on observations and findings from previous research (Section 2.1)

tl a measure of how strongly the pitch is low in the speaker’s range

th a measure of how strongly the pitch is high in the speaker’s range

vo intensity

cr a measure of creakiness

vf voicing fraction

re a crude measure for vowel centralization, averaging over voiced frames the evidence for the cepstral coefficients being atypically close to the global average, which is presumably close to schwa.

en conversely, a measure of the extent to which voiced frames tend to be distinct from the global average cepstrum.

le a very crude measure of lengthening, inversely proportional to the cepstral flux. This tends to be higher when there is a lengthened vowel, for example.

sr a very crude proxy for speaking rate, measuring the average frame-by-frame differences in intensity. This tends to be higher in times where vowels and consonants occur in quick succession.

We also included features related to spectral tilt. In this we were inspired by the fact that spectral tilt, although a well-known acoustic feature, and sometimes reported to be associated with prominence, has not much been examined from a pragmatic functions perspective, either directly or as a correlate of reduction. Accordingly we developed several tilt features and added them to the Prosodic Features Toolkit, to support investigation. Specifically these were:

st the average spectral tilt. The implementation followed (Lu & Cooke 2009): “spectral tilt was computed via a linear regression of energies at each 1/3-octave frequency.”

tr the range of the spectral tilt within the window.

tf a measure of the flatness of the spectral tilt, high when there is generally more energy in the high frequencies than typical.

tm a measure of when the spectral tilt is “middling”, neither clearly flat nor strongly negative (steep).

-250 ms to -100 ms
-100 ms to -20 ms
-20 ms to 20 ms
20 ms to 100 ms
100 ms to 250 ms

Table 2: Spans for feature computations, where 0-10ms is the frame whose reduction level is being predicted.

base feature	span	English	Spanish
pitch highness (th)	-250 ~ -100		.087
"	-100 ~ -20		.103
"	-20 ~ 20		.098
"	20 ~ 100		.106
"	100 ~ 250	.067	.111
pitch lowness (tl)	-250 ~ -100		-.068
pitch wideness (wp)	100 ~ 250		.071
intensity (vo)	20 ~ 100		.078
"	100 ~ 250	.083	.109
low cepstral flux (le)	20 ~ 100	.067	.061
"	100 ~ 250	.080	.072
speaking fraction (sf)	100 ~ 250	.077	.093
tilt range (tr)	100 ~ 250	.081	

Table 3: Features with strong correlation with reduction. Spans in milliseconds.

In addition we included four features without having any reason to believe they would be relevant.

np a measure of the narrowness of the pitch range.

wp a measure of the wideness of the pitch range.

pd a measure of the disalignment between the pitch peak and energy peak, typically measuring late pitch peak on stressed syllables.

sf an estimate of the speaking fraction: the fraction of the time within the region devoted to speech versus silence.

These short descriptions are suggestive rather than accurate. The actual computations are designed to better match perception and to be more robust. Fuller descriptions appear in the code and documentation (Ward 2019, 2023).

This feature set roughly covers correlates 1, 2, 4, and 7 noted in previous research (Section 2.1), but not correlates 3, 5, 6 and 8, at least not directly.

Because we thought that some indications of reduction at given timepoint might appear before or after that timepoint, we computed each feature over windows spanning a half second

around it, seen in Table 2.

4.2 Correlations

We used this feature set to address RQ-A. Specifically, we computed correlations with judgments of reduction for 10 millisecond frame in every speech segment.

Table 3 shows the features whose correlations for English or Spanish had magnitude greater than 0.06, and Figures 4 and 5 show all the correlations. We observe:

1. The most highly correlating features related to pitch highness, and other relatively highly correlating features were *tl* (in anticorrelation), *vo*, *wp*, and *le*.

All of these were contrary to expectation. Fearing that these surprising results may have been due to a flaw in our methods, we re-listened to some of the dialogs, and confirmed that reduction was not infrequent at times where the speech was variously loud, slow or with pitch that was high or wide.

2. For many features, there was a tendency for later spans to be more informative. For example, the pitch height over the span 100 ~ 250 milliseconds *after* the frame of interest was the most informative feature. This may reflect the tendency in many utterances for reduction to increase over time.
3. Overall the features correlated similarly in English and Spanish.
4. However the tilt features correlated differently in the two languages: in English, middling spectral tilt correlated with reduction, but in Spanish, the range of spectral tilt was a good correlate.
5. There were no individual features that correlated strongly, with the highest being around 0.08 for English and 0.11 for Spanish.
6. The speaking fraction feature, *sf*, correlated positively, possibly because clear unvoiced stops are less frequent in reduced speech or because inter-word pauses are rare.
7. The 're' feature, designed to capture vowel centralization, does correlate positively with reduction, but only very weakly. Unlike the other features, for 're' the most informative span is the one centered around the frame of interest.

The most interesting finding is the first: the correlates of reduction in dialog differ from those in read speech.

One possible explanation is that, in dialog, people not wishing to show disinterest or disrespect, may compensate for reduced effort in one respect, such as articulatory precision, with increased effort in others, such as pitch height, pitch range, and intensity. In these conversations the speakers were always highly engaged, but of course that is not true in general.

5 Predictive Models

[The topic of this section is not addressed in the journal article.]

To address question RQ-B, regarding the prospects of developing a tool for the automatic detection of reduction, we trained a few models. For each, the task was, given a timepoint within an annotated region and a half-second of context, to predict the annotator’s reduction label.

We wanted a tool that would not only correlate well with human perceptions, but in addition be small enough to be easily deployable, and be simple and explainable. For this initial foray, we chose to prioritize the last goal. Thus, rather than trying solutions using speech recognition or pretrained models, we only tried models built on the features listed above.

Each model was trained on all the annotated conversations for each language except the last, namely EN_043 and ES_028, which were reserved for evaluation. Thus the training/test splits were approximately 84/16 for English and 80/20 for Spanish.

Our performance metric was the correlation: a model was better to the extent that its predictions correlate better with the annotated values.

Model	Correlations	
	English	Spanish
Linear regression	0.243	0.168
kNN	0.014	0.012
CNN	0.061	
second annotator	.570	

Table 4: Correlations (Pearson) between predicted and annotated values

We built three models: linear regression model for simplicity, a k nearest neighbors model expecting it to capture specific patterns that linear regression would miss, and a convolutional neural network expecting it to exploit more temporal context. Code for all of these is released at <https://github.com/Caortega4/reduction-detection>.

The results are seen in Table 4. We found

1. Surprisingly the linear regression models performed best, for both languages.
2. Surprisingly, reduction in English was more predictable than for Spanish, despite the higher feature correlations for the latter, although this might be an artifact of data size differences or speaker idiosyncrasies.
3. Unsurprisingly, reduction is not realized the same way in the two languages: the prediction quality for models trained on one language were lower for the other language.
4. Performance was far lower than the topline (human) performance, even though the latter is probably an underestimate, since it was computed over labels, not frames, and only over one atypical conversation.
5. Overall the prediction quality was too low to be probably useful for most purposes.

Thus our answer to RQ-B is that prediction of reduction directly from such features is not easy. Our idea was that, given various literature reports of prosodic features that correlate with reduction, these features together would be adequately predictive, however this was not the case. Thus we were unable to create a working reduction detector.

We think this suggests that these reported correlations may not be reliable or general. Rather, they may be components of patterns that also involve reduction, as for example various prosodic constructions (Ward 2019) that involve reduction and other features in various temporal configurations. The varying correlations reported between reduction and various prosodic features may simply reflect the varying prevalence of specific prosodic constructions in the various genres studied, rather than being direct correlates of reduction instead.

If this is correct, only minor improvements in prediction quality can be expected from the obvious tweaks to this modeling approach: training on more data, using different features, using more features, better handling of context-feature computations (in cases where a contextual feature overlaps silence), and using more sophisticated modeling. Rather, the best way to improve on these results will likely involve using speech recognition results or using pretrained models.

6 More on the Functional Annotation Process

[The functional analysis had four phases. To keep the story simple the journal article highlights only the fourth, namely the independent annotation phase; here we discuss the others.]

As a preliminary note, our original intention was to use a reduction detector to compute the degree of reduction everywhere in speech, and then feed in this as an additional feature for our standard prosody-analysis workflow (Ward et al. 2022). Doing so would have enabled us to discover how reduction occurs in patterns with other prosodic features, and then to study the functions of such patterns. Perhaps we could have used the hand-labeled reduction labels in such a workflow, however, lacking much data, we instead opted for simpler methods.

6.1 The Initial List

We started by developing a list of pragmatic functions that commonly occur with reduction. To do this, the second author examined all regions that were labeled reduced in ten minutes of dialog (minutes 9–11 of DRAL EN_006, 0–2 of EN_007, 0–5 of EN_013 and 3–4 of EN_033). He noted down the functions observed and grouped them into categories, refining the categories as he examined more instances, eventually arriving at nine categories: 1) fillers, interjections, and backchannels, 2) prosody carriers like *like* and *you know*, 3) uncertainty markers, 4) recapitulations, 5) predictable words, 6) downplayed phrases, including parentheticals, 7) topic closing moves, 8) turn grabs, 9) personal feelings. These are also listed briefly in Table 5 and discussed in full in Section 7.

6.2 The First-Pass Annotation

The same author then annotated all the non-examined dialogs for the presence of these 9 functions, plus two controls.

Specifically, to determine where these functions were present, the first author annotated their presence in 21 minutes of English dialog, namely all the data not used in developing the initial list. Again, both left and right tracks were annotated. This annotation was not blind to the hypotheses, but was at least done without knowledge of the second author’s reduction annotations.

In addition, as controls, two additional functions were labeled, neither expected to correlate with reduction, namely positive assessment and negative assessment.

Since reduction is common, any pragmatic function will likely sometimes overlap reduced regions, just by chance. We imagined, however, that the connections noted above would be significantly associated: that each of these nine functions will overlap reduced regions more often than chance. We note that, while the reduction annotations are not entirely reliable, none of the complicating factors (Section 3.1) seem likely to much relate to any of the pragmatic functions under investigation, so for this analysis we took the annotations as the truth.

We tested the strength of association for each function by testing whether regions marked with that function have a higher mean reduction level than the global mean over all speech frames, 0.98. For this we used a one-sided t-test. Table 5 shows the results. The overall idea of a connection between reduction and pragmatic functions was supported, as were connections for four of the specific functions. Some of the effect sizes were fairly large, given that the overall standard deviation was 0.89 steps. Thus, for example, the effect size of being part of an uncertainty marker was 0.66 standard deviations. This was more a hunting expedition than a test of specific hypotheses, since we had no strong reason to believe that any of these functions was reliably associated with reduction, but in the table we do mark the functions with $p < 0.05$. With nine functions identified, there were 9 independent tests. However, because these nine tests are a “family” in the sense of providing support for the overall claim that reduction conveys pragmatic functions, to evaluate the strength of the latter claim we also tried a Bonferroni correction: one function survived.

However there were several flaws with this work.

Two related to the annotation process. First the annotator was aware of the purpose of the annotation, namely to study the functions of reduction. Second, in order to simplify the annotation process, regions that related to more than one of the nine categories were annotated with only the first that applied, using the order in Section 6.1 This was quick and convenient because the list is ordered so that the earlier ones are generally easier to judge than the later ones, but led to slight underestimation of the relations between reduction and the functions lower on the list, as discussed below. Accordingly we did a second-pass of annotations, as described in the journal article. There the annotator was naive to the aims of the study, and avoided the overlap problem by creating multiple Elan tiers per track, as many as needed to enable annotation of all simultaneously present pragmatic functions.

The other flaw was intrinsic to the use of corpus data: the results could be affected by many uncontrolled sources of variation, such as, perhaps an increased frequency of function words in positive expressions, or the possible tendency for people to emphasize the positive, and so repeat themselves more when doing so, and accordingly speak faster. For this reason we did the controlled experiment.

6.3 Additional Listening

The first author then listened to a number of the examples for each type, trying to better understand why each category did or didn't have a strong statistical correlation.

	average	n	p	percent with reduction label:				
				0	1	2	3	
all regions	0.98	3051	–	35%	38%	21%	6%	
Uncertainty Markers	1.57	23	<.001	*+	16%	27%	41%	16%
Topic Closings	1.81	7	.011	*	0%	42%	35%	23%
Turn Grabs	1.72	8	.026	*	8%	40%	23%	29%
Predictable Words	1.49	11	.036	*	13%	38%	36%	13%
Personal Feelings	1.13	38	.068	†	25%	42%	26%	6%
Downplayed Phrases	1.32	11	.093		24%	31%	35%	10%
Prosody Carriers	1.16	40	.121		34%	29%	24%	13%
Recapitulations	1.04	51	.266		36%	36%	17%	12%
Fillers, etc.	.75	25	.896		55%	14%	30%	0%
positive assessments	1.34	27	.005	*!	24%	29%	37%	10%
negative assessments	0.86	43	.884	!	48%	25%	20%	7%

Table 5: Reduction Statistics for Various Pragmatic Functions in English, First Pass. The second column indicates the average reduction levels, with * indicating those whose t-tests came out with $p < 0.05$, + indicating the one that looks significant even after Bonferroni correction, † indicating one nearly significant, as discussed in Section 6.4, and ! indicating *post hoc* tests done later for functions that were originally intended as controls. The third column shows the number of occurrences, counting function-labeled regions that overlapped at least one reduction-labeled region. Functions are ordered by strength of relation to reduction, as measured by p values, in the fourth column. The remaining columns show the percentages of 10-millisecond frames at each reduction level. The “all regions” statistics are for all regions with reduction labels, not limited to those at times for which functional labels were assigned.

6.4 The Second-Pass Annotation

This was done as described in the Other Pragmatic Functions section of the journal article.

6.5 Comparison

For many of the functions, the results were different between the the first-pass and second-pass functional annotations. This was to be expected, as the definitions are vague and the perceptions subjective. Overall, the second annotator seemed to apply the criteria for each category more loosely. This may in part have been because she was more sensitive and thus able to pick up subtle meanings that the first annotator had missed, and in part because she was unfamiliar with the usual terminology for describing conversation functions. Clearly, in future, training for functional annotation should be done better.

Such global considerations aside, the two annotators together reviewed annotations of the two functions for which the results were most different, namely Uncertainty Markers and Turn Grabs, both of which had a strong association in the first pass but weak ones in the second. Specifically, they listened to all regions that she had labeled with either of these tags in EN_006.

7 More on the Pragmatic Functions of Reduction in English

[The journal article focuses only on the functions for which there was good support, namely positive assessment and topic closings. This section gives more detail on functions for which the evidence was weaker, or didn't support the hypothesis at all. These comments are based on all the observations and speculations from across all phases of the analysis.]

In the illustrations, underlining indicates the approximate extent of the reduced regions, slashes indicate speaker changes, and asterisks mark the speech region that illustrates the point being made. Audio for all examples is available at <http://www.cs.utep.edu/nigel/reduction>

7.1 PO: Positive Assessment

This category was included in the list of functions to annotate, not due to any expectation of a connection with reduction, but with the idea that it would serve as a control. However in fact it turned out to be strongly associated with reduction. Examples include:

- *I want to work with the inmate population / *oh wow, that's interesting (006@1:53)*
- *Yeah, because I got the research position here, and I thought, it was a good, opportunity, because I want to do my Ph.D. (006@2:39)*
- *I was in taekwondo ... no, but. It was, it was pretty cool. I liked it. (033@0:15)*
- *I've seen Bleach, I've seen Akame ga Kill / That one's so good; I love that one. That one's like, a nice short one ... (043@2:28)*

7.2 FI: Fillers, Interjections, and Backchannels

These are mostly non-lexical items, for which the standard concept of reduction does not apply. However the occasional lexical items in these roles, such as *well*, *really*, and *and*, were often reduced.

- *... other classes. *And, like, all my friends ... (013@1:52)*
- *... it's like cloud services, it's like AWS / *oh, okay / that kind of stuff (013@0:55)*

Statistically, however, this category showed up to be generally not reduced. Further listening revealed that this was in part due to the frequency of elongated fillers such as *so* or *the*, where the lexical identity was very clear. However for these items articulations did not seem particularly precise, suggesting again that “reduced-enunciated” is likely not a single dimension of variation.

7.3 PC: Prosody Carriers

This was a term we invented to refer to the words *like* and *you know* in cases where they convey no specific semantics. Such uses often seem to serve mostly to provide phonetic material to fill out some prosodic construction. Examples include

- *all the summer classes I've taken, I've taken the whole summer. That's fortunate for me, *you know* (013@1:10)
- *and then you'll do some stuff with *like numpy* (013@2:44)

Prosody Carriers in general tend to be reduced, but when the word *like* appears as a filler, it is often somewhat lengthened and not reduced.

7.4 UC: Uncertainty Markers

These include words and phrases such as *I don't know* and *hopefully*.

- *maybe I'll be a TA; *I'm not really sure yet* (013@0:36)
- *yeah *I feel like I still need more time to even figure out ...* (013@3:59)

While Uncertainty Markers were not invariably reduced, the tendency was very strong. These included such phrases as *I want to say*, *I think*, *you could say*, and *I guess*.

In the comparison phase, we found that the second annotator had often taken *like* to be indicating uncertainty, where the first annotator considered most such cases to be just discourse markers. Further, the second annotator marked as uncertainty some cases where the speaker was producing false starts and hesitations, where the first annotator generally didn't.

7.5 RE: Recapitulations

In these the speaker reiterates a previous point, often using different words.

- *Well, I'm planning to go to New York, I'm taking an internship with Amazon / that's cool! / yes, *I'm going there* (013@0:17)

Recapitulations, based on the literature, would be expected to frequently reduce, but statistically the tendency was weak. However further listening revealed that recapitulations are not a unitary category, as was already known for repetitions and repairs (Zellers et al. 2018). Simple repeats of previous words, for example when recovering from a false start or an interruption, may indeed be generally reduced. However words reused in a subsequent phrase to reemphasize a point are often not reduced, nor, perhaps, are repeats in which one speaker echos a few words of the other, as a form of backchanneling.

7.6 PW: Predictable Words

In these the predictability may come from specific knowledge, or more shallowly, from collocation tendencies or the local syntactic context.

- *what are your plans for after the semester's *over?* (013@0:08)
- *(listing his Fall classes) I'm taking Computer Security, *I'm taking uh ... Machine Learning ...* (013@1:18)

7.7 DP: Downplayed Phrases

Speakers sometimes include parentheticals or side comments that are not intended to be responded to. Some repair markers may fall in this category.

- *[I'll be taking] Deep Learning, and, Advanced Algorithms (*which, that's supposed to be really hard). How about you?* (013@1:26)
- *uhm, I'm *I'm going to visit some friends right after finals, but then I'm taking a class.* (013@0:28)
- *I'm taking Computer Security, I'm taking Machine Learning *no, sorry, uh Deep Learning ...* (013@1:24)

Downplayed Phrases turned out to be a diverse category, including repair markers, asides, self-talk, and parenthetical comments. In general their degree of reduction *versus* enunciation may reflect the degree to which the speaker expects the hearer to ignore this phrase *versus* pay attention to it.

7.8 TC: Topic Closing Moves

Closing out a topic may involve not only reiterations and downplayed phrases, but also clichéd phrases and other ways to show that the speaker has nothing more to say about a topic.

- *...it's like cloud services, it's like AWS / oh, okay / that kind of stuff yeah yeah, you know, I don't know, this is what happens I guess.* (013@0:57)

Strikingly, as seen in the table, Topic Closings were not only usually reduced, they were never enunciated.

7.9 TG: Turn Grabs

Sometimes a speaker takes the turn before knowing quite what he wants to say. Also in this category we include “rush-throughs”, where a speaker seems to revoke a turn yield by speaking quickly to forestall the other from taking the turn after all.

- *nice. So you're just going to be spending, staying the whole summer there? (013@0:20)*
- *we just barely know how to actually code. Because you're taking Objects too now right? (013@3:46)*

Incidentally, while Turn Grabs were often false starts and thus “reparanda” in the sense of (Shriberg 2001), in this corpus these were generally not errorful statements that needed to be corrected, but rather things that were said quickly to grab or hold the floor, and turned out not to be formulated in such a way as to be easily continuable.

Regarding Turn Grabs, the second annotator found vastly more instances. The main reason was that she used this tag for many instances of supportive simultaneous talk. She also used this for various cases where the speaker suddenly sped up and produced a new talk-spurt.

7.10 PF: Personal Feelings

These include preferences and desires.

- *Are we going to go eat pasta? /I *don't really want pasta right now (007@1:05)*
- *I mean, hopefully, I don't know, but. I don't know but. Like, *I don't want to be inspirational, I just want to do something. You know, like *I don't want to . . . (006@9:54)*

Personal Feelings only narrowly missed a statistically significant association with reduction, and only due to our poorly conceived way to simplify the annotation process. Specifically, as PF was the last item on our list, its presence was only annotated when no other functions had been identified over that span. As a retroactive attempt to compensate for this bad decision, we scanned all regions labeled TC and PF, and found that two of the former and one of the latter otherwise met the criteria for a PF label. Had these three been included in the annotations, personal feelings would have been identified as associated with reduction at $p < 0.033$. Incidentally, on further listening, the personal feeling category turned out to diversely include not only immediate and current statements of simple wants and preferences, but also thoughtful statements, variously introspective, retrospective, or analytical. This diversity may be the reason why the second annotation was different enough that that personal feelings, by those labels, tend not to be reduced. Clearly this category needs to be more carefully defined, and perhaps split into subcategories.

7.11 Speculative Observations

In this data the reduction is generally on the subtle side: there are no extreme mumbles as one might expect in cases of disengagement or sleepiness, for example. Almost none of the reductions in this data were strong enough to impinge on intelligibility, even for the second author, a non-native speaker. This suggests that different degrees of reduction may have qualitatively different functions, that is, that weak reduction may function quite differently from strong reduction.

Although the first phase found evidence that at least 5 functions involve reduction, there is no reason to think they are generally confusable. Rather, it seems likely that reduction by itself is not

by determining the meanings, but doing so in concert with factors of the local context, and, very likely, other co-occurring prosodic features. These may include: for uncertainty markers, slow speaking rate; for topic closings, slow rate, long pauses, and low volume; for turn grabs, fast rate and high pitch; for predictable words, low pitch and low volume, and for positive assessment, fast rate and loudness.

7.12 Functions of Nonreduction

While our main interest is the functions of reduction, this subsection briefly treats the functions of enunciation and the absence of reduction.

Just after initial analysis phase, the first author took another listen to the first two minutes of DRAL EN.013, this time paying attention to regions where reduction was saliently absent: either where the speech was clearly articulated or noticeably least not reduced. Again using qualitative induction methods, he identified the following categories:

1. new information
2. topic elaborations and transitions, such as with *how about you?*
3. completing an interlocutor's sentence
4. direct questions that invited long answers, as in *what classes are you taking over the summer?*
5. confirmation questions
6. floor holds
7. reported speech
8. direct answers
9. facts (versus opinions)

Further, as seen in Table 5, two categories turned out to tend to be non-reduced.

Negative Assessment was common in these dialogs, and very often exhibited enunciation. With enunciated regions marked with < and >, examples include

- *like super dan–, well, <dangerous>, quote-unquote, well, it was dangerous (006@7:47)*
- *I also learned a lot about what <inmates, or mentally ill individuals> are <willing to do to their> own <bodies> (006@4:22)*
- *yeah, I reached my, <I peaked> back then, just <all downhill> from (033@0:11)*

8 More on the Experiment

[The section gives detail, and describes the one aspect of the experiment that was omitted from the paper.]

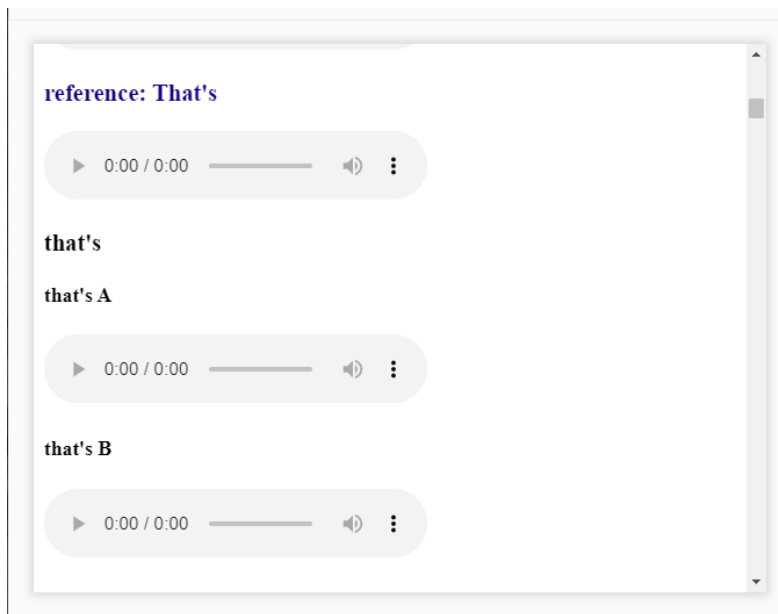


Figure 3: Stimulus screen. For each word, subjects could play the reference and the first and second conversational renditions.

Judges accessed the stimuli through screens like that in Figure 3.

In a brief investigation of reenactor effects, on one extreme we found that Reenactor #12's productions were strongly aligned with the hypothesis; this was the one who spent the most time on his productions. On the other extreme, Reenactor #1's productions were judged opposite to the predicted direction. It is not surprising that the association between reduction and positive assessment, while prevalent, is not valid for all speakers of English. Possible factors relevant to Reenactor #1 include the fact that her positive utterances seemed to differ mostly in pitch from the neutral ones, the fact that she is a person with a generally precise speaking style, or the fact that she was the first person we recorded, so our nervousness may have prevented her from relaxing and producing truly conversational-style utterances. In future, we will probably follow previous work (Niebuhr & Michaud 2015) in having the re-enactors produce the utterances as part of skits performed with confederates.

In a brief investigation of judge effects, while the judgments of all 6 were in the predicted direction, the strengths of the effect varied, from #5, whose judgments were near chance, to #22, the one who had devoted the most time to the task, who overwhelmingly judged the neutral phonemes to be clearer (101 to 49).

Early in the process, we formed a secondary hypothesis: that, within positive utterances, the non-prominent words would be more reduced than the prominent ones. This hypothesis arose from the observation that valenced adjectives and verbs, such as *good*, *cool*, *I love*, *I liked it*, were often non-reduced even when other words in the positive assessment were reduced, and often these words seemed also to be prosodically prominent.

Not having a good idea of how to define prominence, nor any reason to think that the actors would all place prominence in the same places, we let the actors judge this themselves. Thus, after all their recordings were complete, each actor listened to each of their positive and neutral

	prominent	non-prominent
positive	124	263
neutral	183	330
total	307	593

Table 6: Phonemes judged clearer. (Of the positive-negative phoneme pairs, the numbers that were judged clearer.)

recordings, and identified in each the word “that sounds most prominent or stressed, if any.” If an actor identified any payload word as prominent in either the neutral or positive rendition, we tagged it as such. On average 28% of the words were tagged this way. (For this, we counted AWS as 3 words.) The actors were not consistent in their judgments, but all judged the word *summer* as prominent, and other words frequently tagged prominent were *interesting*, *actually* and *AWS*.

We found that people often do not agree on what is prominent, at least between us and our actors.

For the phrase where the duration difference was most confounding, Actor #12 marked *summer* as prominent in this phrase, and for that word, there was 1 neutral-clearer judgment and 7 positive-clearer judgments.

Regarding the secondary hypothesis, Table 6 separates out the judgments on the prominent and non-prominent words. Contrary to the hypothesis, the phonemes in prominent words were actually slightly more likely to be reduced when positive than in non-prominent words, although the difference is far from significant (chi-square test, $p > 0.25$).

Seeking to understand this better, we listened to a sampling of the actors’ productions. Rarely was any word clearly prominent, and our ideas of which words were prominent seldom agreed with those of the actors themselves.

From this, we conclude that this hypothesis was ill-formed, and that in future any studies of prominence in dialog should start with a pilot study to see whether the concept can be operationalized.

Nevertheless, in the post-hoc analysis of the per-phoneme tendencies, there was something going on with some of the words that caused judgments contrary to the general tendency. Perhaps these could still be explained with some notion of “prominence,” if properly defined. Specifically, there are pragmatic and prosodic properties of three words which might be loosely described with this term. 1) The term *AWS* was entirely new information when said in the corpus, entirely unpredictable from the context. Prosodically, the reenactor’s productions, following that of the corpus generally seemed to be high in pitch, especially on the *A*, and to be preceded by a slight pause. Initialisms, as noted in the context of the discussion of grounding in (Ward 2019), do seem to have distinctive prosody. 2) The *too* of *me too*, seemed to be stressed in most productions, being loud and high in pitch. Pragmatically, of all the original phrases the reenactors heard, this was the one with the most positive feeling. 3) The word *summer* also was generally high in pitch and preceded by a slight pause. While the word was not novel in the context, in this phrase it was used in an unusual, novel sense, to refer to either the first summer half-semester or the second summer half-semester. This observation aligns with our secondary hypothesis.

9 Reduction and Negative Assessment in Spanish

There was tendency for negative assessments in Spanish to be reduced, as seen in, for example:

- *lo único malo pues lo que te digo, que este año casi *no voy a poder ir a Chihuahua.* (001@5:49)
*the only bad thing is what I'm telling you, that this year I'm *not really going to be able to go to Chihuahua.*
- *... bueno, me dijo, no tengo nada, y no encuentre nada en mi mochila y dije aquí ya acabo, *ya me saqué un cero.* (003@0:46)
[about taking an exam, and lacking a pencil] *well, he told me, I don't have anything, and I didn't find anything in my backpack and I said, it's all over, *I already got a zero.*
- *A mi *no me gusta el huevo con tocino.* (012@0:02)
*I *don't like egg with bacon.*
- **no me gusta, es que no sabe igual.* (012@0:19)
I don't like it, it just doesn't taste the same.

As a side note, we there is no reason to think that these various functions in Spanish are confusable. Rather, we noticed that each function may have its own set of characteristic features in addition to reduction. While there is a lot of variation, at least sometimes positive utterances have higher pitch, turn grabs many interleaved pauses, and downplayed phrases fast rate, low pitch, and lower intensity. Further, negative assessments may have, in addition to the weak tendency In addition to reduction, pitch downslope and a general slowing over the phrase.

10 Summary

The main contributions presented in this technical report, beyond those reported in the article, are:

1. The first publicly released collection of data annotated for perceived reduction.
2. The finding that reduction in dialog differs from reduction in read speech in its prosodic correlates.
3. The finding that it seems only marginally possible to predict perceived reduction from prosodic correlates.
4. An expanded listing of functions that may involve reduction.

Acknowledgments

We thank Divette Marco for the second set of reduction annotations. We thank Raul O. Gomez and Georgina Bugarini for discussion and for continuing this work, as reported in the journal article. We thank Jose Perez for advice on designing the neural network models. We thank Oliver Niebuhr, Visar Berisha, Jonathan Avila, Natasha Warner, and Rory Turnbull for discussion. This

work was supported in part by the AI Research Institutes program of the National Science Foundation and the Institute of Education Sciences, U.S. Department of Education, through Award #2229873 – National AI Institute for Exceptional Education.

References

- Aguilar, L., Blecua, B., Machuca, M. & Mann, R. (1993), Phonetic reduction processes in spontaneous speech, in 'Third European conference on speech communication and technology (Eurospeech)', pp. 433–436.
- Beechey, T., Buchholz, J. M. & Keidser, G. (2018), 'Measuring communication difficulty through effortful speech production during conversation', *Speech Communication* **100**, 18–29.
- Bradlow, A. R. & Bent, T. (2002), 'The clear speech effect for non-native listeners', *The Journal of the Acoustical Society of America* **112**(1), 272–284.
- Burdin, R. S. & Clopper, C. G. (2015), Phonetic reduction, vowel duration, and prosodic structure, in 'ICPhS'.
- Cammenga, K. S. (2018), The Effect of Vocal Fry on Speech Intelligibility, PhD thesis, Michigan State University.
- Chen, L., Jiang, C., Gu, Y., Liu, Y. & Yuan, J. (2022), Automatically detecting reduced-formed English pronunciations by using deep learning, in 'Proceedings of the 17th Workshop on Innovative Use of NLP for Building Educational Applications (BEA 2022)', pp. 22–26.
- Cohen Priva, U. & Strand, E. (2023), 'Schwa's duration and acoustic position in American English', *Journal of Phonetics* **96**, 101198.
- Ernestus, M., Baayen, H. & Schreuder, R. (2002), 'The recognition of reduced word forms', *Brain and language* **81**(1-3), 162–173.
- Ernestus, M. & Warner, N. (2011), 'An introduction to reduced pronunciation variants', *Journal of Phonetics* **39**(SI), 253–260.
- Gahl, S., Yao, Y. & Johnson, K. (2012), 'Why reduce? phonological neighborhood density and phonetic reduction in spontaneous speech', *Journal of Memory and Language* **66**(4), 789–806.
- Gustafson, J., Székely, E., Alexandersson, S. & Beskow, J. (2023), Casual chatter or speaking up? Adjusting articulatory effort in generation of speech and animation for conversational characters, in 'Workshop on Socially Interactive Human-Like Virtual Agents'.
- Jiao, Y., Berisha, V., Liss, J., Hsu, S.-C., Levy, E. & McAuliffe, M. (2016), 'Articulation entropy: An unsupervised measure of articulatory precision', *IEEE Signal Processing Letters* **24**(4), 485–489.
- Jurafsky, D., Bell, A., Fosler-Lussier, E., Girand, C. & Raymond, W. D. (1998), Reduction of English function words in Switchboard, in 'ICSLP'.
- Kahn, J. M. & Arnold, J. E. (2015), 'Articulatory and lexical repetition effects on durational reduction: Speaker experience vs. common ground', *Language, Cognition and Neuroscience* **30**(1-2), 103–119.
- Khaghaninezhad, M. S. & Jafarzadeh, G. (2014), 'Investigating the effect of reduced forms instruction on EFL learners' listening and speaking abilities.', *English Language Teaching* **7**, 159–171.

- Kissine, M., Geelhand, P., Philippart De Foy, M., Harmegnies, B. & Deliens, G. (2021), 'Phonetic inflexibility in autistic adults', *Autism Research* **14**(6), 1186–1196.
- Koreman, J. (2006), 'Perceived speech rate: The effects of articulation rate and speaking style in spontaneous speech', *The Journal of the Acoustical Society of America* **119**(1), 582–596.
- Lee, S., Bresch, E., Adams, J., Kazemzadeh, A. & Narayanan, S. (2006), A study of emotional speech articulation using a fast magnetic resonance imaging technique, in 'Ninth International Conference on Spoken Language Processing'.
- Lu, Y. & Cooke, M. (2009), 'The contribution of changes in F0 and spectral tilt to increased intelligibility of speech produced in noise', *Speech Communication* **51**(12), 1253–1262.
- Lubold, N., Borrie, S. A., Barrett, T. S., Willi, M. M. & Berisha, V. (2019), Do conversational partners entrain on articulatory precision?, in 'Interspeech', pp. 1931–1935.
- Ludusan, B., Wagner, P. & Wlodarczyk, M. (2021), Cue interaction in the perception of prosodic prominence: The role of voice quality, in 'Interspeech', pp. 1006–1010.
- Machač, P. & Fried, M. (2023), Utterance comprehension in spontaneous speech: phonetic reductions and syntactic context. manuscript, Charles University, Prague.
- Malisz, Z., Brandt, E., Möbius, B., Oh, Y. M. & Andreeva, B. (2018), 'Dimensions of segmental variability: Interaction of prosody and surprisal in six languages', *Frontiers in Communication* **3**, 25.
- Niebuhr, O. (2017), Clear speech — mere speech? how segmental and prosodic speech reduction shape the impression that speakers create on listeners, in 'Interspeech', Vol. 18, pp. 894–898.
- Niebuhr, O., Gors, K. & Graupe, E. (2013), Speech reduction, intensity, and F0 shape are cues to turn-taking, in 'SigDial', pp. 261–269.
- Niebuhr, O. & Kohler, K. J. (2011), 'Perception of phonetic detail in the identification of highly reduced words', *Journal of Phonetics* **39**(3), 319–329.
- Niebuhr, O. & Michaud, A. (2015), Speech data acquisition: The underestimated challenge, in 'Kieler Arbeiten in Linguistik und Phonetik', Vol. 3, Christian Albrechts Universität zu Kiel, ISFAS, pp. 1–42.
- Picart, B., Drugman, T. & Dutoit, T. (2014), 'Analysis and HMM-based synthesis of hypo and hyperarticulated speech', *Computer Speech & Language* **28**(2), 687–707.
- Schubotz, L. M., Oostdijk, N. H. & Ernestus, M. T. (2015), Y'know vs. you know: What phonetic reduction can tell us about pragmatic function, in S. Lestrade, P. de Swart & L. Hogeweg, eds, 'Addenda. Artikelen voor Ad Foolen', Nijmegen: Radboud Universiteit Nijmegen, pp. 361 – 380.
- Shriberg, E. (2001), 'To 'errr' is human: Ecology and acoustics of speech disfluencies', *Journal of the International Phonetic Association* **31**, 153–169.
- Tu, M., Grabek, A., Liss, J. & Berisha, V. (2018), Investigating the role of L1 in automatic pronunciation evaluation of L2 speech, in 'Interspeech'.
- Turnbull, R. (2015), Patterns of individual differences in reduction: Implications for listener-oriented theories, in 'ICPhS'.
- Turnbull, R. (2017), 'The role of predictability in intonational variability', *Language and Speech* **60**, 123–153.
- Uther, M., Knoll, M. A. & Burnham, D. (2007), 'Do you speak E-NG-LI-SH? A comparison of foreigner- and infant-directed speech', *Speech Communication* **49**(1), 2–7.

- van Son, R. J. & Pols, L. C. (1999), 'An acoustic description of consonant reduction', *Speech Communication* 28(2), 125–140.
- Wagner, P., Origlia, A., Avesani, C., Christodoulides, G., Cutugno, F., D'Imperio, M., Escudero Mancebo, D., Gili Fivela, B., Lacheret, A., Ludusan, B., Moniz, H. & Ni Chasaide, A. (2015), Different parts of the same elephant: A roadmap to disentangle and connect different perspectives on prosodic prominence, in 'Proceedings of the 18th International Congress of Phonetic Sciences'.
- Ward, N. G. (2019), *Prosodic Patterns in English Conversation*, Cambridge University Press.
- Ward, N. G. (2023), Midlevel prosodic features toolkit (2016-2023). <https://github.com/nigelgward/midlevel>.
- Ward, N. G., Gomez, R. O., Ortega, C. A. & Bugarini, G. (2024), 'Some pragmatic functions of phonetic reduction'. in preparation.
- Ward, N. G., Kirkland, A., Włodarczak, M. & Székely, E. (2022), Two pragmatic functions of breathy voice in American English conversation, in '11th International Conference on Speech Prosody', pp. 82–86.
- Ward, N. G. & Ortega, C. A. (2024), Preliminaries to a study of the pragmatic functions of reduced articulatory precision in dialog, Technical Report UTEP-CS-24-XX, University of Texas at El Paso.
- Zellers, M. (2017), 'Prosodic variation and segmental reduction and their roles in cuing turn transition in Swedish', *Language and Speech* pp. 454–478.
- Zellers, M., Schuppler, B. & Clayards, M. (2018), Introduction, or: Why rethink reduction?, in F. Cangemi, M. Clayards, O. Niebuhr, B. Schuppler & M. Zellers, eds, 'Rethinking reduction', de Gruyter, pp. 1–24.

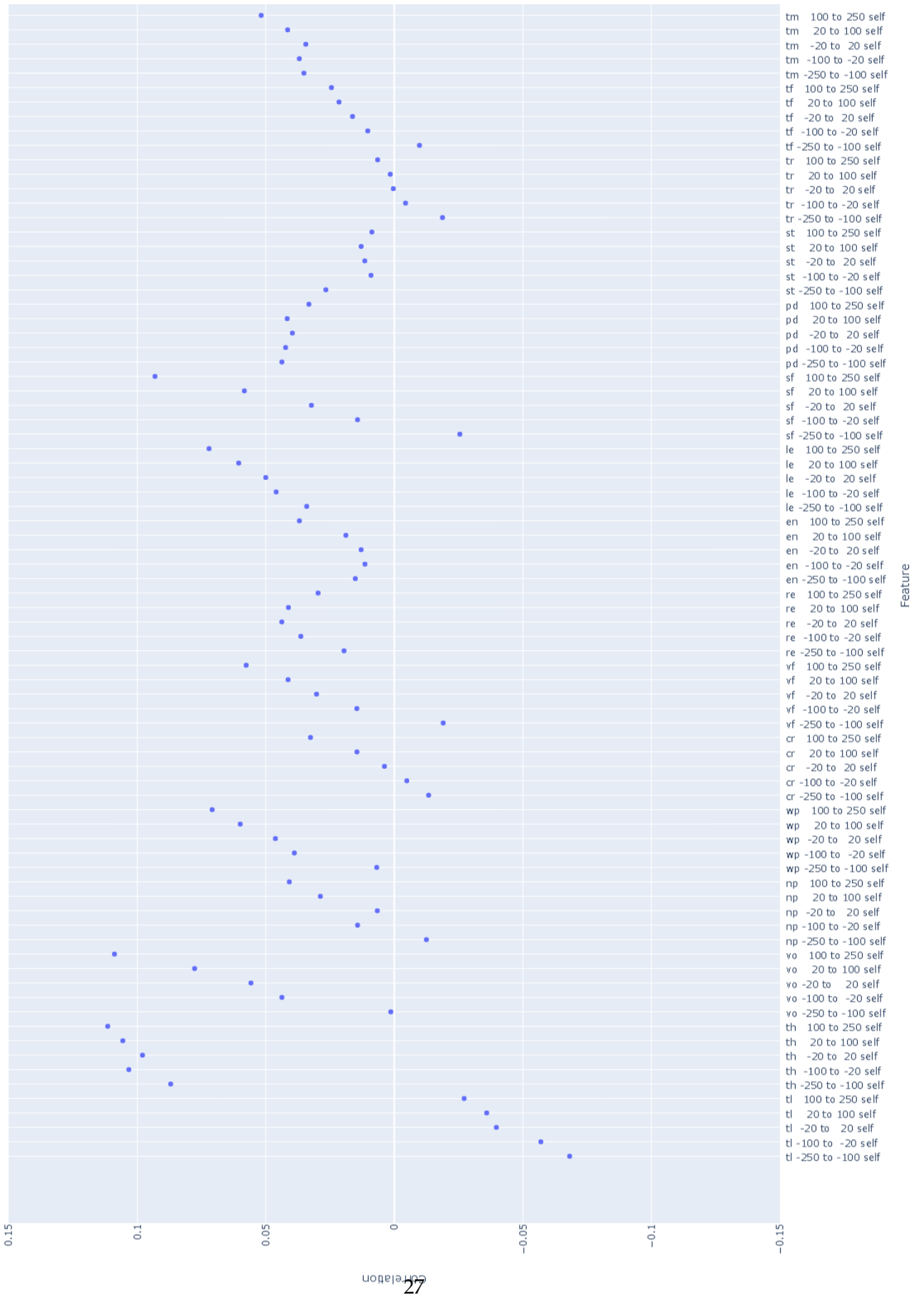


Figure 4: Feature correlations with reduction for English

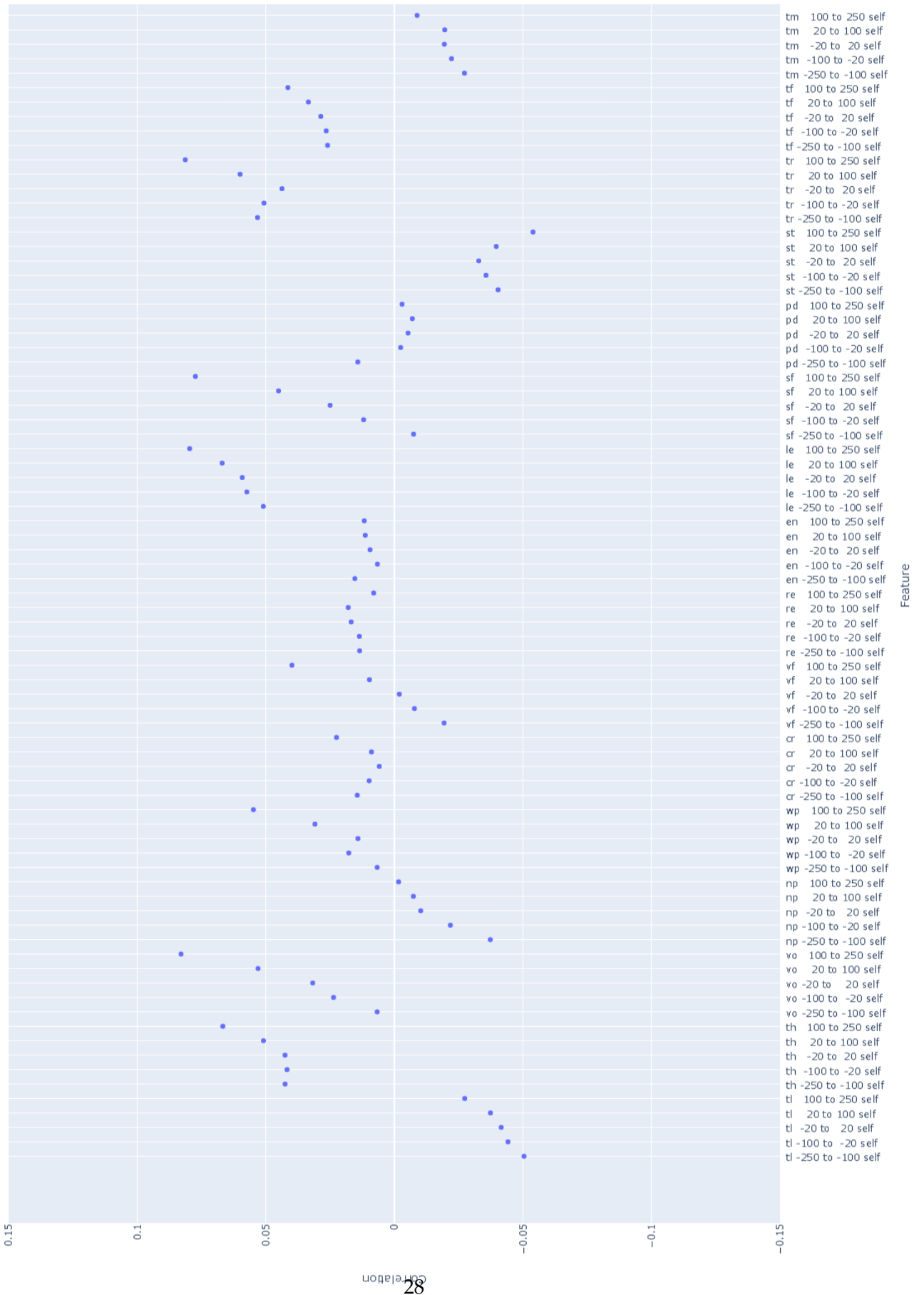


Figure 5: Feature correlations with reduction for Spanish