

A matter of performance & criticality: a review of rare-earth-based magnetocaloric intermetallic compounds for hydrogen liquefaction

Wei Liu^{a,*}, Tino Gottschall^b, Franziska Scheibel^a, Eduard Bykov^b, Alex Aubert^a, Nuno Fortunato^a, Benedikt Beckmann^a, Allan M. Döring^a, Hongbin Zhang^a, Konstantin Skokov^a and Oliver Gutfleisch^a

^aTU Darmstadt, Peter-Grünberg-Str. 16, Darmstadt 64287, Germany

^bDresden High Magnetic Field Laboratory (HLD-EMFL), Helmholtz-Zentrum Dresden-Rossendorf, Bautzner Landstraße 400, Dresden 01328, Germany

ARTICLE INFO

Keywords:

Magnetocaloric effect
Magnetism
Magnetic materials
Hydrogen liquefaction
Rare-earth elements
Phase transition

ABSTRACT

The low efficiency of conventional liquefaction technologies based on the Joule-Thomson expansion makes liquid hydrogen currently not attractive enough for large-scale energy-related technologies that are important for the transition to a carbon-neutral society. Magnetocaloric hydrogen liquefaction has great potential to achieve higher efficiency and is therefore a crucial enabler for affordable liquid hydrogen. Cost-effective magnetocaloric materials with large magnetic entropy and adiabatic temperature changes in the temperature range of 77 ~ 20 K under commercially practicable magnetic fields are the foundation for the success of magnetocaloric hydrogen liquefaction. Heavy rare-earth-based magnetocaloric intermetallic compounds generally show excellent magnetocaloric performances, but the heavy rare-earth elements (Gd, Tb, Dy, Ho, Er, and Tm) are highly critical in resources. Yttrium and light rare-earth elements (La, Ce, Pr, and Nd) are relatively abundant, but their alloys generally show less excellent magnetocaloric properties. A dilemma appears: higher performance or lower criticality? In this review, we study how cryogenic temperature influences magnetocaloric performance by first reviewing heavy rare-earth-based intermetallic compounds. Next, we look at light rare-earth-based, "mixed" rare-earth-based, and Gd-based intermetallic compounds with the nature of the phase transition order taken into consideration, and summarize ways to resolve the dilemma.

Contents

1	Introduction	1
2	MCE at cryogenic temperatures	2
2.1	"Giant" second-order MCEs	2
2.2	Increasing trends of MCEs	3
2.3	Mean-field approach and power laws	4
3	Tailoring MCE	7
4	Criticality as a critical challenge	9
4.1	A trade-off between performance and criticality	9
4.1.1	Light rare-earth-based second-order MC materials	10
4.1.2	Substituting highly critical rare earths	11
4.2	High performance as well as low criticality	12
4.2.1	Light rare-earth-based first-order MC materials	12
4.2.2	Gd-based MC materials	13
5	Conclusions	14

1. Introduction

Hydrogen energy will play an essential role in the transition to a carbon-neutral society [1–4]. Liquid hydrogen is of great importance for efficient storage and transportation of hydrogen [3, 5–8]. Conventional hydrogen liquefaction technologies are based on the Joule-Thomson expansion, a thermodynamic process in which a gas or liquid undergoes

changes in temperature and pressure during adiabatic expansion. Currently, the best conventional industrial hydrogen liquefier can only achieve an efficiency of 23% [5]. The low efficiency of the conventional technologies makes liquid hydrogen uneconomical for large-scale energy-related applications such as hydrogen-powered vehicles and hydrogen energy storage [6].

Magnetocaloric (MC) gas liquefaction is an emerging technology based on the magnetocaloric effect (MCE) [1, 9–14]. The working principle of a magnetic cooling cycle is illustrated in **Figure 1**. First, the MC material is magnetized by applying a magnetic field under adiabatic conditions. The total entropy S remains constant, while the magnetic entropy S_m decreases. The lattice entropy S_l increases to compensate for the decrease in S_m , resulting in an increase in the temperature of the MC material. The heat generated during the adiabatic magnetization process is then expelled by the exchange fluid. Then, the MC material is demagnetized by removing the field under adiabatic conditions, leading to a decrease in the temperature of the MC material. Finally, the heat from the environment is absorbed by the MC materials until the system returns to its initial state.

As an alternative to conventional hydrogen liquefaction technologies, MC hydrogen liquefaction demonstrates great potential to achieve higher efficiency [15–18]. Feng *et al.* showed an efficiency of more than 60% in their model [19]. It should be emphasized that no evaluation of the efficiency of a real MC hydrogen liquefaction device has been conducted yet. Nevertheless, this theoretical efficiency is still encouraging considering that it is much higher than that of the best conventional industrial hydrogen liquefier mentioned above. The potential high efficiency of MC hydrogen liquefaction has

*Corresponding Author

✉ wei.liu@tu-darmstadt.de (W. Liu)

ORCID(s): 0000-0002-6094-5036 (W. Liu)

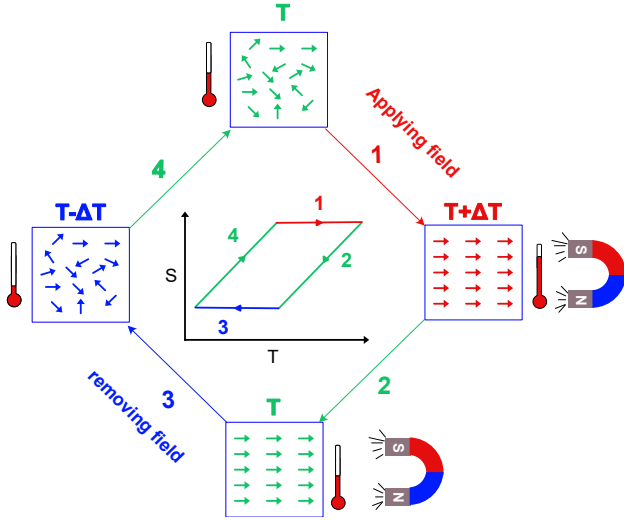


Figure 1: Illustration of a magnetic cooling cycle. T is the temperature, ΔT is the temperature change, and S is the total entropy.

attracted worldwide attention, leading to a rapidly growing interest in this emerging technology for its potential use in building a climate-neutral society.

MC hydrogen liquefaction holds great promise, but its successful implementation faces challenges. If hydrogen gas is precooled by liquid nitrogen, MC hydrogen liquefaction requires MC materials with working temperatures covering the temperature range from the nitrogen condensation point (77 K) to the hydrogen condensation point (20 K) [15, 20–22]. For large-scale applications, cost-effective MC materials with large magnetic entropy and adiabatic temperature changes (ΔS_T & ΔT_{ad}) in this temperature range in affordable magnetic fields such as 2 T (generated by Nd-Fe-B permanent magnets [23]) or 5 T (generated by commercial superconducting magnets [15]) are required.

Rare-earth-based MC intermetallic compounds are competitive candidates for hydrogen liquefaction due to their excellent ΔS_T and ΔT_{ad} [24, 25]. Rare-earth elements can be classified into two groups: (1) the light rare earths La, Ce, Pr, Nd, and Sm; (2) the heavy rare earths Gd, Tb, Dy, Ho, Er, Tm, Yb, and Lu [26]. Whether Eu belongs to light rare-earth elements or not is being debated and is sometimes classified into medium rare-earth elements [26]. Furthermore, although Sc and Y do not belong to the lanthanides, they are classified as heavy rare earths due to their chemical and physical similarities [26].

In terms of cryogenic MC materials, light rare-earth-based intermetallic compounds are often overlooked because they generally show a less impressive MCE than their heavy rare-earth counterparts due to the smaller magnetic moments of the light rare-earth ions [27]. However, heavy rare-earth elements such as Ho and Er are highly critical [28], raising questions on the feasibility of using these compounds for large-scale hydrogen liquefaction applications [27]. On the contrary, due to the low resource criticality of light rare-earth elements, their intermetallic

compounds show great potential to scale up MC hydrogen liquefaction technology [27]. A dilemma appears when choosing suitable MC materials for hydrogen liquefaction: materials exhibiting higher performance or containing fewer critical elements?

This review focuses on the performance and criticality of rare-earth-based MC intermetallic compounds. In the first part, the influence of the cryogenic temperature on the MC performance of the rare-earth-based intermetallic compounds is explored. In the second part, we focus on tailoring the MC performance of rare-earth-based intermetallic compounds by tuning their Curie temperatures T_C . The last part focuses on resolving the dilemma of performance and criticality.

2. MCE at cryogenic temperatures

2.1. "Giant" second-order MCEs

"Giant" is often a label attached to first-order MC materials such as $\text{Gd}_5(\text{Si}, \text{Ge})_4$ alloys [29], $\text{La}(\text{Fe}, \text{Si})_{13}$ alloys [50–54], Ni-Mn-based Heusler alloys [31, 55–59], Fe_2P -based alloys [34], and Fe–Rh [33, 47, 60], as they show a distinctly large ΔS_T in relatively low magnetic fields (e.g. 2 T). In comparison, second-order MC materials are often described as "MC materials that exhibit weaker MCEs" [1], although many "giant" MCEs in first-order MC materials, such as the Ni-Mn-based Heusler alloys, are absent under cycling in moderate magnetic fields because of the significant thermal hysteresis associated with first-order phase transition. Second-order MC materials have a fully reversible MCE due to their zero thermal hysteresis.

However, some paramagnetic salts show extremely large ΔS_T even in low magnetic fields [43]. **Figure 2** (a) compares the ΔS_T (without considering cyclic performance) of the selected first-order MC materials with the selected second-order MC materials, including the rare-earth-based GdF_3 [43], $\text{Gd}_4(\text{SO}_4)_3(\text{OH})_4(\text{C}_2\text{O}_4)(\text{H}_2\text{O})_5 \cdot \text{H}_2\text{O}$ [44], and HoB_2 [41] with ordering temperatures below 20 K. It is true that the near-room-temperature second-order MC materials $\text{Gd}_x\text{Y}_{1-x}$ [36] (magnetic entropy change in magnetic fields of 0.8 T can be found in reference [61]) and $\text{La}(\text{Fe}, \text{Co}, \text{Si})_{13}$ [42] show the smallest ΔS_T in the plot. However, the second-order MC material GdF_3 exhibits the largest ΔS_T of $45.5 \text{ J K}^{-1} \text{ kg}^{-1}$ at 2 K in **Figure 2** (a). $\text{Gd}_4(\text{SO}_4)_3(\text{OH})_4(\text{C}_2\text{O}_4)(\text{H}_2\text{O})_5 \cdot \text{H}_2\text{O}$ and HoB_2 that exhibit second-order phase transitions show comparable ΔS_T to ErCo_2 , a first-order MC material that is described as one of the best MC materials for hydrogen liquefaction [62].

These observations have broken the stereotype that "second-order MC materials show smaller ΔS_T than the giant first-order MC materials". The cryogenic temperatures have a significant influence on ΔS_T . **Figure 2** (b) is a schematic diagram illustrating how cryogenic temperature influences ΔS_T . The lower the temperature, the weaker the thermal motion, and the magnetic moments are more easily aligned by external magnetic fields, resulting in a larger ΔS_T .

As an equally important MC parameter [36], ΔT_{ad} is also greatly influenced by the cryogenic temperature.

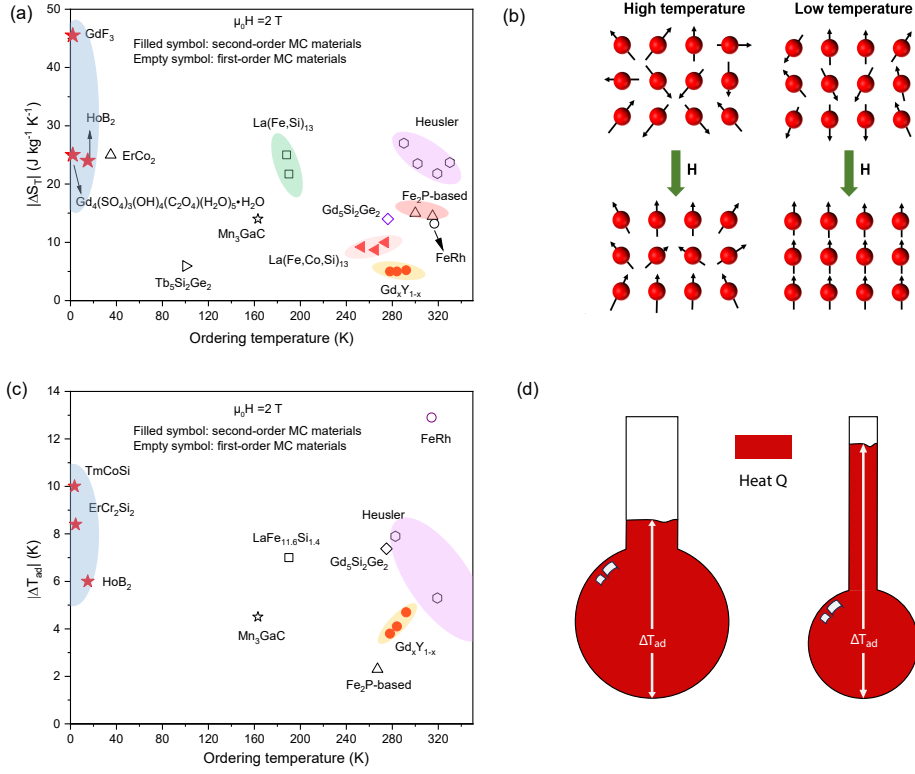


Figure 2: (a) (c) ΔS_T and ΔT_{ad} of selected first-order MC materials in comparison with selected second-order MC materials. Data are taken from [29–49] (seen in the supplementary). (b)(d) Illustrations on how cryogenic temperature influences ΔS_T and ΔT_{ad} .

Figure 2 (c) compares the ΔT_{ad} of the second-order MC materials TmCoSi [48], ErCr₂Si₂ [49], and HoB₂ [41] with the selected first-order and second-order MC materials at elevated temperatures. In contrast to ΔS_T (**Figure 2 (a)**) where the largest value occurs at low temperature, the near-room-temperature first-order MC material FeRh shows the largest value of ΔT_{ad} [47]. However, the second-order MC materials ordering at low temperatures (TmCoSi, ErCr₂Si₂, and HoB₂) exhibit a ΔT_{ad} that is comparable to or greater than all the giant first-order MC materials excluding FeRh in **Figure 2 (c)**, while room-temperature second-order MC materials Gd_xY_{1-x} shows a smaller ΔT_{ad} than many first-order MC materials. **Figure 2 (d)** illustrates how the heat capacity influences ΔT_{ad} . Since the heat capacity C_p at low temperatures is smaller than at room temperature and the heat $Q = C_p dT$, a smaller C_p would result in a larger temperature change dT .

The above discussion indicates a significant influence of the cryogenic temperature on the MCE as second-order MC materials can also show a strong effect at low temperatures as the giant first-order ones.

2.2. Increasing trends of MCEs

This subsection focuses on describing how cryogenic temperature influences MCEs by studying the correlations of ΔS_T and ΔT_{ad} with respect to T_C . Ideally, a material system that only varies in T_C with the other physical parameters remaining constant is needed for this purpose, since, in

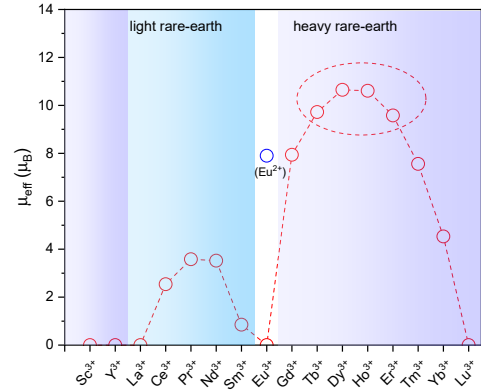


Figure 3: Effective magnetic moments of rare-earth ions from Hund's rule. Data are taken from reference [63].

addition to T_C , ΔS_T and ΔT_{ad} are influenced by many extrinsic factors such as secondary phases and texture that belong to the microstructural features [64–67], and many intrinsic factors such as magnetic moment [1, 27] and the nature of phase transition [17, 23, 68, 69]. The chemical and physical similarities of the rare-earth elements make this study possible. **Figure 3** plots the effective magnetic moments of all the lanthanide rare-earth ions. Heavy rare-earth ions Gd³⁺, Tb³⁺, Dy³⁺, Ho³⁺, Er³⁺, and Tm³⁺ possess effective magnetic moments larger than $7 \mu_B$. In particular, the effective magnetic moments of Tb³⁺, Dy³⁺, Ho³⁺, and Er³⁺

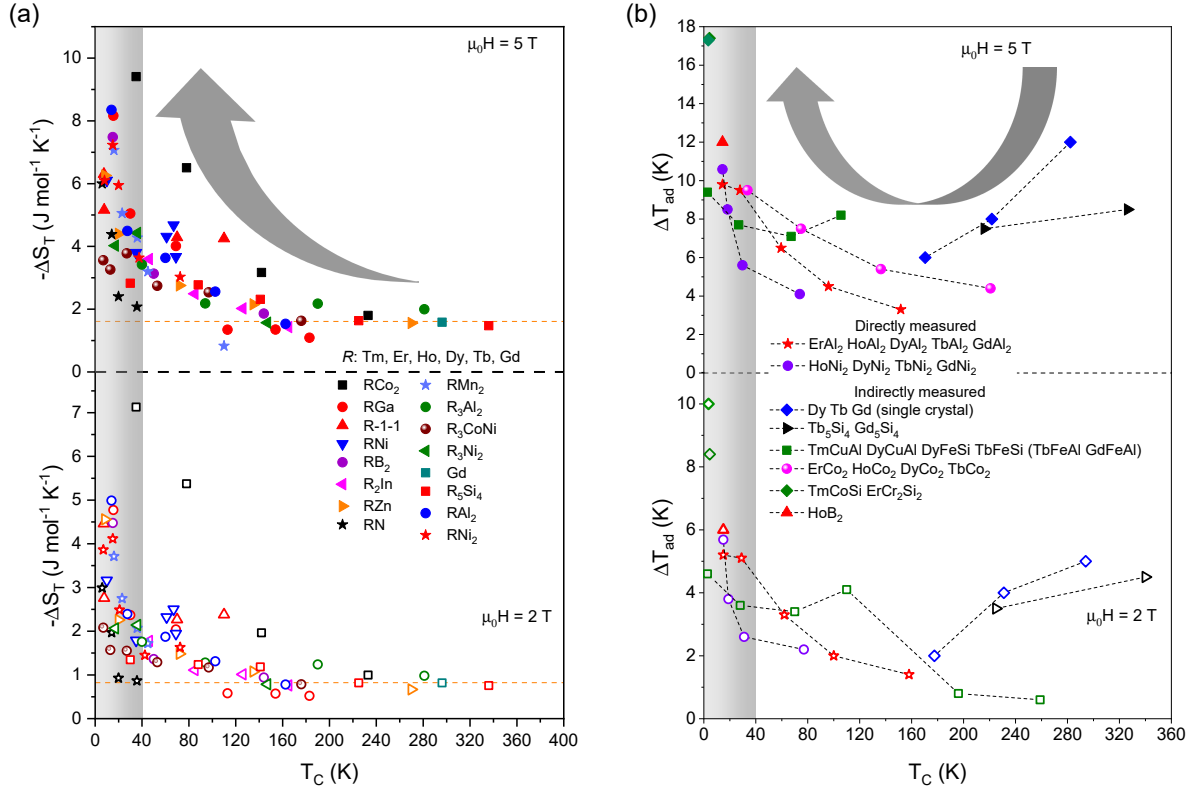


Figure 4: (a) (b) Literature review on the maximum ΔS_T and ΔT_{ad} of heavy rare-earth-based MC intermetallic compounds in magnetic fields of 2 (top) and 5 T (bottom). The unit of ΔS_T is $\text{J mol}^{-1} \text{K}^{-1}$ (per one mole of rare-earth atoms). The orange dashed lines highlight the ΔS_T of the benchmark MC material Gd. Data are taken from [1, 36, 38, 48, 49, 70–118] (seen in the supplementary)

are rather close, ranging around $10 \mu_B$, as indicated by the ellipse.

Despite the similar effective magnetic moments of Tb^{3+} , Dy^{3+} , Ho^{3+} , and Er^{3+} , their alloys generally exhibit significantly different values of ΔS_T and ΔT_{ad} . **Figure 4** (a) shows the review of ΔS_T (in units of $\text{J mol}^{-1} \text{K}^{-1}$) with respect to T_C for heavy rare-earth-based MC intermetallic compounds in magnetic fields of 2 and 5 T. As indicated by the arrow, the values of ΔS_T exhibit an increasing trend with decreasing T_C . This trend becomes more pronounced in the vicinity of the hydrogen condensation point, with giant values of ΔS_T observed near 20 K. In addition, many heavy rare-earth-based MC intermetallic compounds with a cryogenic T_C are observed to exhibit a larger maximum ΔS_T than Gd, the benchmark material used for room-temperature refrigeration.

Figure 4 (b) shows the review of ΔT_{ad} with respect to T_C for heavy rare earth-based MC intermetallic compounds in magnetic fields of 2 and 5 T. As indicated by the arrow, ΔT_{ad} increases with decreasing T_C in the cryogenic temperature range, exhibiting the same trend as ΔS_T . However, from room temperature to approximately 150 K, the increasing trend is absent. On the contrary, a decreasing trend is observable.

It should be emphasized that the data in this range are not abundant and more measurements on ΔT_{ad} need to be made in the future to confirm this decreasing trend.

The different behaviour of ΔS_T and ΔT_{ad} with respect to T_C can be understood by the approximation equation:

$$\Delta T_{ad}(T_C) \approx -\frac{T_C \Delta S_T(T_C)}{C_p}. \quad (1)$$

As T_C decreases, $\Delta S_T(T_C)$ increases but C_p decreases. Near room temperature, most materials follow the Dulong-Petit law and their lattice heat capacities stay almost constant, resulting in a decreasing ΔT_{ad} , while towards low temperatures, the heat capacities of many materials undergo a sharp decrease, resulting in an increasing ΔT_{ad} .

2.3. Mean-field approach and power laws

The large values of ΔS_T and ΔT_{ad} of second-order MC materials at low temperatures, and the increasing trends of ΔS_T and ΔT_{ad} with decreasing T_C , can be well explained by mean-field theory.

The total entropy $S(T, H)$ of a MC material can be expressed as:

$$S(T, H) = S_m(T, H) + S_l(T) + S_e(T), \quad (2)$$

where $S_m(T, H)$ is the magnetic entropy, $S_l(T)$ and $S_e(T)$ are lattice and electronic entropies and are assumed to be independent on external magnetic field H .

ΔS_T and ΔT_{ad} can be obtained from the total entropy curve $S(T, H)$ by equation [119]:

$$\begin{aligned}\Delta S_T(T, H) &= S(T, H) - S(T, 0), \\ \Delta T_{ad}(T, H) &= T(S, H) - T(S, 0),\end{aligned}\quad (3)$$

where $T(S, H)$ is the inverse function of $S(T, H)$.

Magnetic entropy S_m can be obtained from mean-field theory. The partition function of a canonical ensemble is

$$Z = \sum_n \exp\left(-\frac{E_n}{k_B T}\right), \quad (4)$$

where E_n is the eigenvalue of the Hamiltonian \hat{H} of the system, and k_B is the Boltzmann constant. Considering a system with one paramagnetic atom, \hat{H} takes the form:

$$\hat{H} = -\hat{M}_J \mu_0 \vec{H}, \quad (5)$$

where \vec{H} is the vector of the magnetic field, μ_0 is the vacuum permeability and \hat{M} is the atom magnetic moment given by:

$$\hat{M}_J = g_J \mu_B \hat{J}, \quad (6)$$

where g_J being the Landé g-factor, μ_B the Bohr magneton, and \hat{J} the total angular momentum operator. The magnetic moment of an atom is

$$M_J = g_J \mu_B J, \quad (7)$$

where J is the total magnetic momentum number. The projection of J along the magnetic field is m , which takes the values $J, J-1, \dots, -J$. Therefore, the eigenvalue of \hat{H} is

$$E_m = -g_J \mu_B m \mu_0 H. \quad (8)$$

Let

$$y = \frac{M_J \mu_0 H}{k_B T}, \quad (9)$$

then

$$\begin{aligned}Z(x) &= \sum_{m=-J}^J \exp\left(\frac{my}{J}\right) \\ &= \frac{\sinh\left(\frac{2J+1}{2J}y\right)}{\sinh\left(\frac{1}{2J}y\right)},\end{aligned}\quad (10)$$

For a system with N atoms, the partition function is $Z_N(y) = (Z(y))^N$. The free energy F of a canonical system is given by

$$F = -N k_B T \ln(Z(y)) \quad (11)$$

The magnetic entropy S_m is given by [120]:

$$\begin{aligned}S_m &= -\frac{\partial F}{\partial T} \\ &= N_M k_B \left[\ln \left(\frac{\sinh\left(\frac{2J+1}{2J}y\right)}{\sinh\left(\frac{1}{2J}y\right)} \right) - y B_J(y) \right],\end{aligned}\quad (12)$$

with N_M the number of ‘‘magnetic atoms’’, and $B_J(y)$ the Brillouin function.

The above calculation considers a canonical system with paramagnetic atoms. For a system with ferromagnetic atoms, the internal contribution of $n_w M$ (n_w is the Weiss coefficient and M is the magnetization) to the magnetic field. M can be expressed as:

$$M = N M_J B_J(y). \quad (13)$$

The Weiss coefficient n_w is given by

$$n_w = \frac{3k_B T_C}{N \mu_0 g_J^2 \mu_B^2 J(J+1)}. \quad (14)$$

Knowing $n_w H$, y is given by

$$\begin{aligned}y &= \frac{M_J \mu_0 (H + n_w M)}{k_B T} \\ &= \frac{g_J J \mu_B \mu_0 H + \frac{3J}{J+1} k_B T_C B_J(y)}{k_B T}.\end{aligned}\quad (15)$$

The process to derive **Equation (12)** can also be found in [120, 121].

The equation for calculating the lattice entropy S_l is given as [120]:

$$\begin{aligned}S_l &= -3N k_B \left[\ln \left(1 - \exp\left(-\frac{T_D}{T}\right) \right) \right] \\ &\quad + 12N k_B \left(\frac{T}{T_D} \right)^3 \int_0^{T_D/T} \frac{x^3}{\exp(x) - 1} dx,\end{aligned}\quad (16)$$

where T_D is the Debye temperature, N is the total number of atoms, and x is a variable taking values from 0 to T_D/T .

The electronic entropy is given as

$$S_e = \gamma T \quad (17)$$

where γ is the Sommerfeld coefficient. The electronic entropy S_e is usually small compared to S_m and S_l and only plays an important role at sufficiently low temperatures [122].

Figure 5 (a) and (b) plot the maximum ΔS_T and ΔT_{ad} calculated from the mean-field approach by taking N_M to be 1/3 mol, and the magnetic parameters to be the same as Dy^{3+} to make the calculation correspond to DyAl_2 . Consistent with the literature review presented in **Figure 4**, the mean-field approach provides theoretical evidence for the observations that the giant values of ΔS_T and ΔT_{ad} exist at low temperatures and that ΔS_T and ΔT_{ad} increase as T_C decreases in the cryogenic temperature range. In addition,

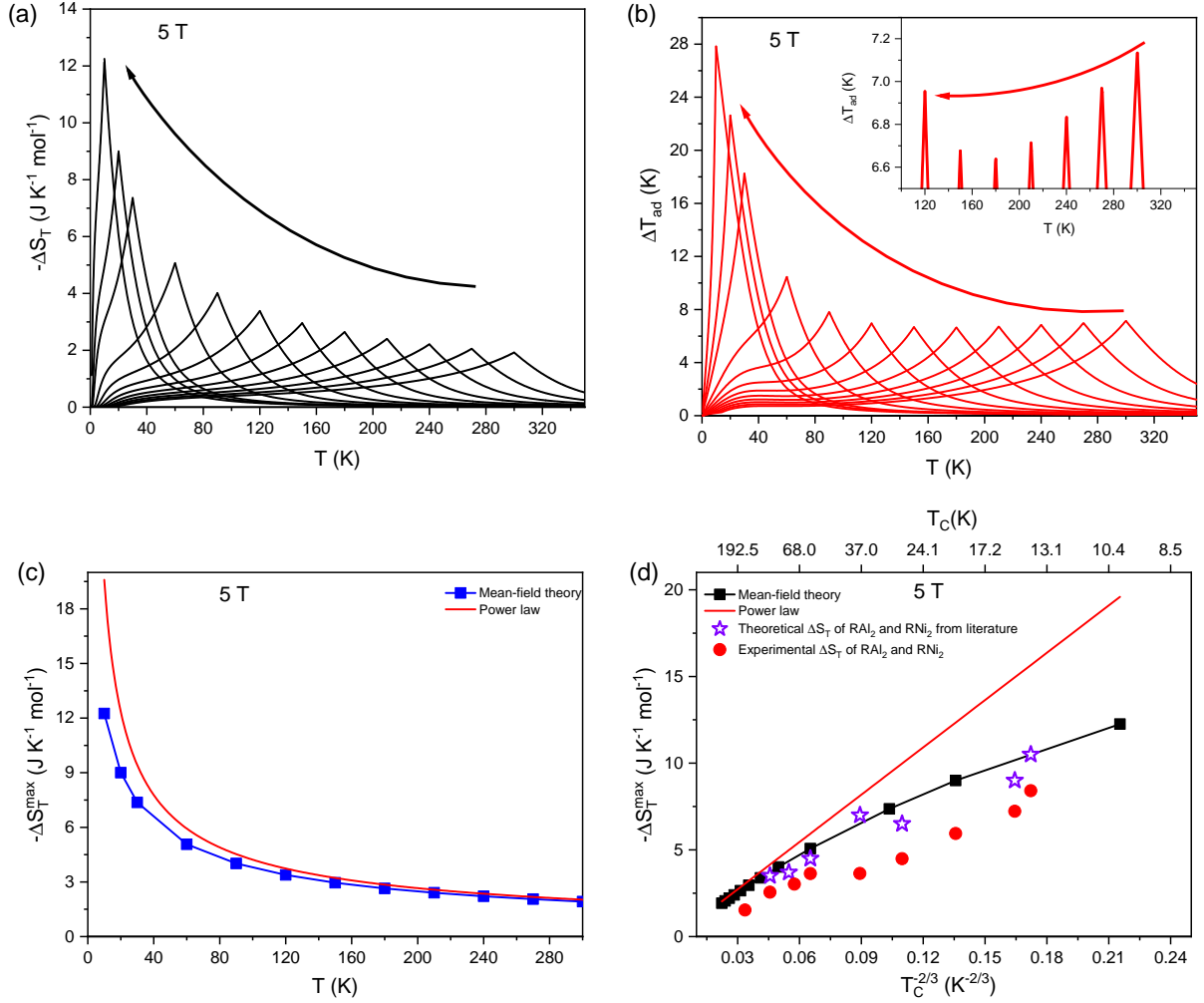


Figure 5: (a) (b) ΔS_T and ΔT_{ad} from the mean-field approach in magnetic fields of 5 T by taking g_J , J , and T_D as 4/3, 7.5 and 384 K, respectively. (c) (d) Comparison of ΔS_T calculated directly from the mean-field approach with ΔS_T given by the power law of $\Delta S_T \propto T_C^{-2/3}$. The top axis in (d) shows the corresponding values of T_C . Furthermore, the experimental and theoretical ΔS_T of RAl_2 and RNi_2 ($R = \text{Gd, Tb, Dy, Ho, and Er}$) are plotted in (d). Data are taken from references [1, 124, 125] (seen in the supplementary).

the decreasing trend of ΔT_{ad} with decreasing T_C near room temperature where the Dulong-Petit law applies is validated. It should be mentioned that Debye temperature T_D is also a factor that could have a significant influence on ΔT_{ad} , as described in [123].

The feature that second-order MC materials can show "giant" values of ΔS_T at low temperatures and the increasing trend of ΔS_T with the decreasing T_C can also be well understood by the power laws of ΔS_T with respect to T_C . Three power laws of ΔS_T and ΔT_{ad} with respect to T_C have been summarized and validated [126–129]:

$$\Delta S_T(H) \propto H^{\frac{2}{3}}, \quad (18)$$

$$\Delta S_T(T_C) \propto T_C^{-\frac{2}{3}}, \quad (19)$$

$$\Delta T_{ad}(H) \propto H^{\frac{2}{3}}. \quad (20)$$

The complete form of **Equation (18)** and **Equation (19)** is given by Oesterreicher *et al.* as [130]:

$$\Delta S_T(T_C, H) = -\frac{3}{2} R J(J+1) \left(\frac{10}{9} \frac{g_J \mu_0 \mu_B H}{[(J+1)^2 + J^2] k_B T_C} \right)^{\frac{2}{3}}. \quad (21)$$

Mathematically, the function of $f(x) = x^{-\frac{2}{3}}$ is a power function that increases with the decreasing x , and the increasing trend gets stronger towards lower x .

Figure 5 (c) and (d) compare the directly calculated ΔS_T from **Equation (12)** and the approximated ΔS_T from the power law (**Equation (21)**) under a magnetic field change of 5 T. From room temperature down to about 120 K, both calculations fit well. However, below 120 K, the ΔS_T approximated from the power law starts to deviate from the

directly calculated ΔS_T from the mean-field approach. Below 20 K, the power law predicts significantly larger values of ΔS_T , indicating that the power law of $\Delta S_T \propto T_C^{-2/3}$ is a good approximation near room temperature, but not accurate enough below 20 K.

In addition, theoretical and experimental ΔS_T of RAl_2 and RNi_2 ($\text{R} = \text{Gd, Tb, Dy, Ho, and Er}$) are plotted in **Figure 5** (d). The theoretical ΔS_T of RAl_2 and RNi_2 are taken from the references [124, 125], with the crystal electrical field taken into account. The experimental data for the RAl_2 and RNi_2 polycrystal samples are taken from the reference [1]. The theoretical ΔS_T from the literature shows a similar value to that from the mean-field approach in this work and roughly follows the $T_C^{-2/3}$ power law. The experimental data show a lower value but still roughly follow a linear path.

From the above discussion, it can be seen that the cryogenic temperature is beneficial to MCEs: the maximum ΔS_T and ΔT_{ad} show increasing trends with decreasing T_C in the cryogenic temperature range, resulting in distinctly large values in the vicinity of the hydrogen condensation point. Because of this advantage at cryogenic temperatures, many second-order rare-earth-based MC materials are competitive candidates for MC hydrogen liquefaction.

3. Tailoring MCE

The MC hydrogen liquefaction requires a series of MC materials with working temperatures covering the range from 77 to 20 K [1]. In magnetic fields of 2 and 5 T, almost no single MC material can cover such a large temperature range with sufficient ΔS_T and ΔT_{ad} [1]. It is necessary to design a sequence of materials with their MCEs adapted to cover the full temperature range required by MC hydrogen liquefaction [1, 27].

The above subsections demonstrate that the maximum ΔS_T and ΔT_{ad} are highly correlated with T_C , suggesting that MCEs can be tuned to fulfill the requirements of MC hydrogen liquefaction by tailoring the T_C . One of the advantages of rare-earth-based MC intermetallic compounds is their easily adjustable ordering temperatures [1, 27]. Tuning the T_C of rare-earth-based MC intermetallic compounds by mixing different rare-earth elements at the rare-earth sublattice is the most common way due to the chemical and physical similarities of rare-earth elements that benefit the mixing method [1, 27].

The physical mechanism of this method is that ordering temperatures of rare-earth-based intermetallic compounds are highly correlated with the de Gennes factor [63]. As a result of spin-orbital coupling, \vec{J} is the good quantum number instead of \vec{S} . Therefore, \vec{S} needs to be projected onto the total angular momentum vector \vec{J} [63]:

$$\vec{L} + 2\vec{S} = g_J \vec{J}, \quad (22)$$

$$\vec{J} = \vec{L} + \vec{S}, \quad (23)$$

$$\vec{S} = (g_J - 1)\vec{J}. \quad (24)$$

\vec{L} is the orbital angular momentum vector and g_J is the Landé g-factor. The de Gennes factor G is defined as [63]:

$$\begin{aligned} G &= (g_J - 1)\vec{J}^2 \\ &= (g_J - 1)J(J + 1). \end{aligned} \quad (25)$$

The Curie temperature is connected with de Gennes factor G via equation [63]:

$$T_C = \frac{2ZJG}{3k_B}. \quad (26)$$

J is the Heisenberg exchange constant and Z is the number of the nearest atoms. When the band structure and lattice constant stay the same, T_C usually scales with the de Gennes factor.

Figure 6 (a) shows the de Gennes factor of rare-earth ions [63]. For heavy rare-earth ions, Gd exhibits the largest de Gennes factor G , and as the atomic number increases, G decreases gradually. For Lu^{3+} , G becomes zero. For the light rare-earth ions, the trend is inverted and G increases gradually with increasing atomic number. **Figure 6** (b) displays the examples of mixing different rare-earth elements to tune the T_C of the rare-earth-based intermetallic compounds for tailoring the MCE to cover the temperature range of 77 ~

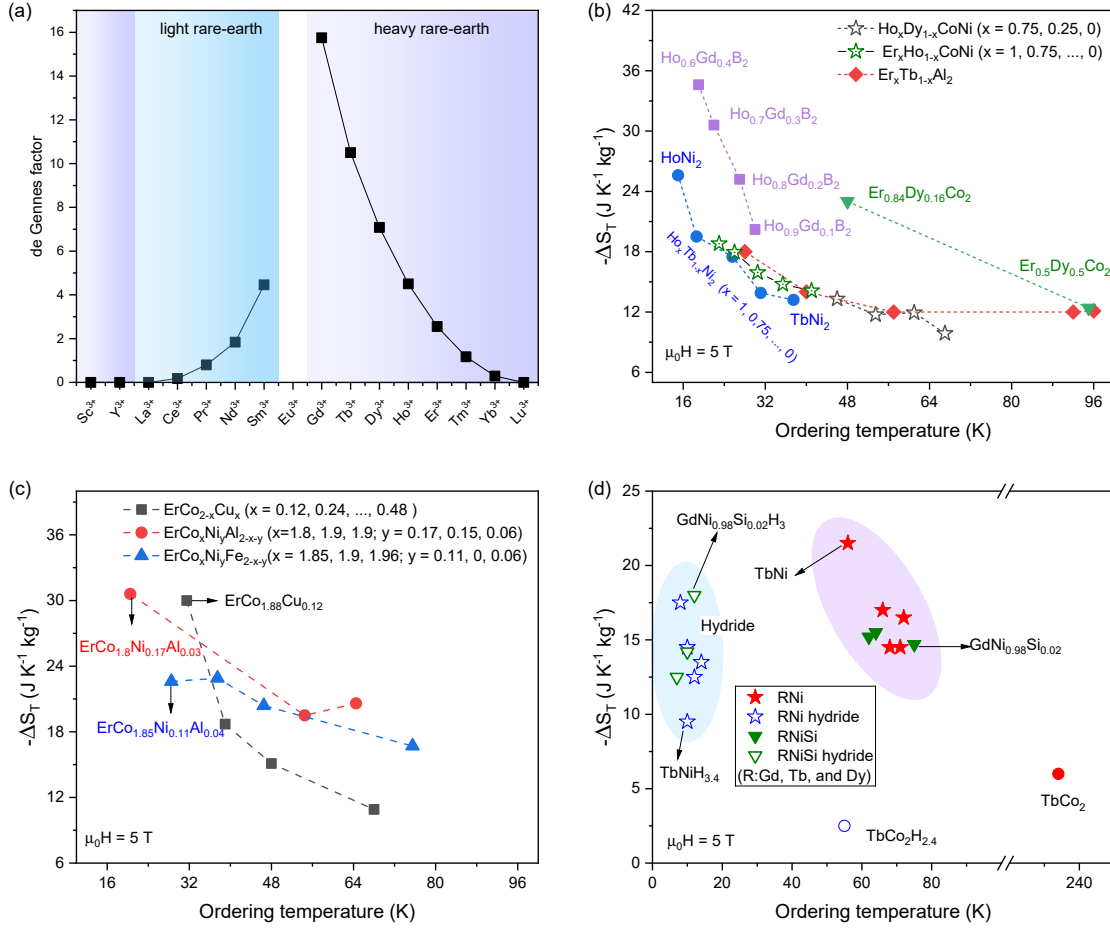


Figure 6: (a) De Gennes factors of rare-earth ions. Values are taken from [63]. (b) (c) (d) ΔS_T with respect to the ordering temperatures in the cases of mixing rare-earth elements, doping the non-rare-earth site, and hydrogenation (the light red shadow marks the compounds before hydrogenation and the light blue shadow marks the corresponding hydrides). Data are taken from [131–144] (seen in supplementary).

20 K. Agreeing with the conclusion in **Section 2.2**, all the material systems exhibit an increasing trend of ΔS_T upon tuning the T_C to lower temperatures.

Except for adjusting the de Gennes factor to tune the Curie temperature, based on **Equation (26)**, T_C can also be tuned by adjusting the exchange constant \mathcal{J} . This can be done by doping the non-rare-earth sublattice sites. **Figure 6** (c) shows three examples: (1) ErCo_{2-x}Cu_x [136], (2) ErCo_{2-x-y}Ni_xAl_y [137], and (3) ErCo_{2-x-y}Ni_xFe_y [137]. In the case of ErCo_{2-x}Cu_x, the ordering temperatures are tuned to approach 77 K by doping Cu. As the ordering temperature increases, the nature of the phase transition changes from first-order ($x \leq 0.24$) to second-order ($x \geq 0.36$) [137]. In the case of ErCo_{2-x-y}Ni_xAl_y and ErCo_{2-x-y}Ni_xFe_y, the ordering temperatures are successfully tuned to cover the temperature range of 77 ~ 20 K [137].

A third method to tune T_C of the rare-earth-based intermetallic compounds is hydrogenation. **Figure 6** (d) plots

ΔS_T of TbCo₂, RNi, RNiSi (R: heavy rare-earth elements), and their corresponding hydrides. The T_C of TbCo₂ is tuned from about 227 K to about 55 K by hydrogenation [139]. The T_C of RNi and RNiSi are tuned by hydrogenation from well above 20 K to below 20 K [138, 140–144]. Unlike the La(Fe, Si)₁₃ compounds that increase their transition temperatures after hydrogenation [148, 149], these samples in **Figure 6** (d) decrease their transition temperatures once hydrogenated.

In disagreement with the conclusion made in **Section 2.2**, most rare-earth-based hydrides exhibit a lower ΔS_T than their base compounds, although the hydrides have a lower T_C . Compared to the other two methods, hydrogenation is not as intensively investigated. For improvement of ΔS_T of the rare-earth-based hydrides, the changes in microstructure, lattice expansion, and exchange constant \mathcal{J} after hydrogenation need to be understood more thoroughly.

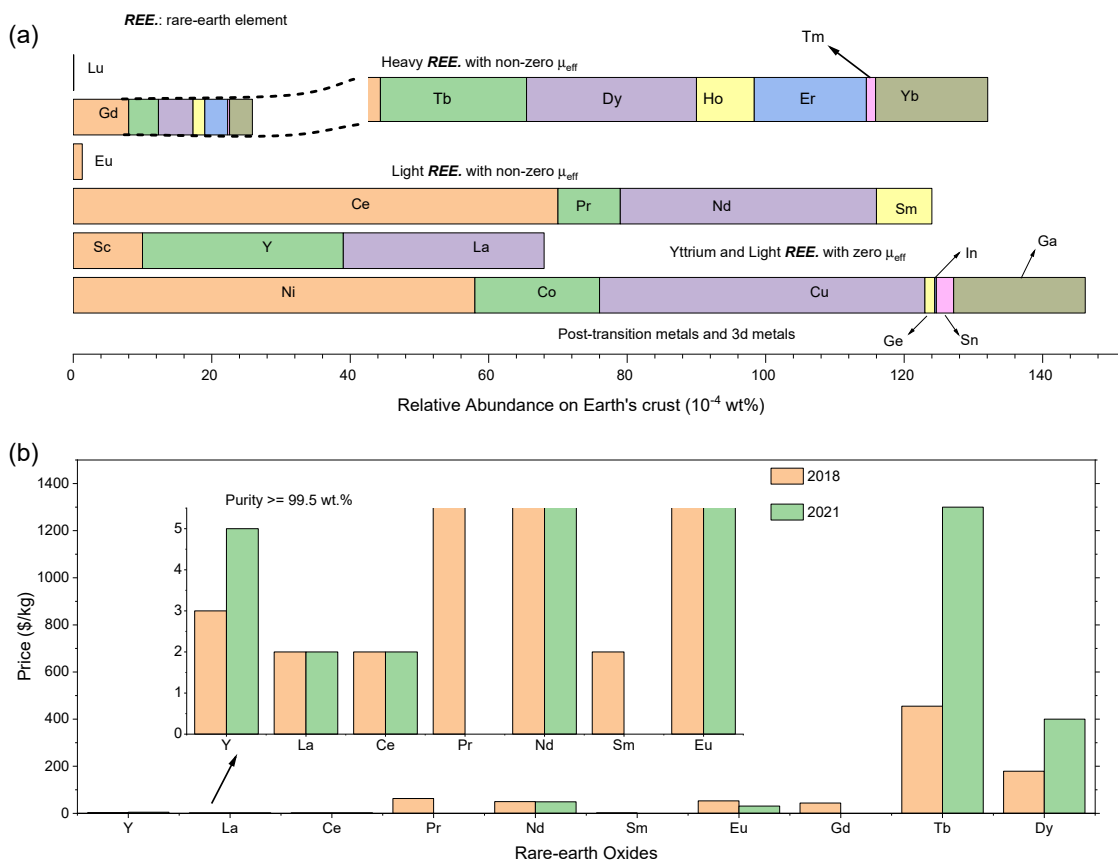


Figure 7: (a) Comparing the relative abundances of rare-earth elements and 3d metals (Ni, Co, and Cu) on earth's crust. The rare-earth elements are categorized into non-heavy rare-earth elements with zero magnetic moment (Sc, Y, and La), heavy rare-earth elements with non-zero magnetic moments (Gd, Tb, Dy, Ho, Er, Tm, and Yb), light rare-earth elements with non-zero magnetic moments (Ce, Pr, Nd, and Sm), Eu, and Lu. Data are taken from [145]. (b) Prices of some of the rare-earth oxides in years 2018 and 2021. Data are taken from [146, 147].

4. Criticality as a critical challenge

In the previous sections, the performance and methods for tailoring the MCE of rare-earth-based intermetallic compounds in the cryogenic temperature range of $77 \sim 20$ K are discussed mainly by reviewing the heavy rare-earth-based intermetallic compounds. However, heavy rare-earth elements have a high resource criticality, which limits their potential for large-scale applications [1]. **Figure 7** (a) shows the relative abundances of the rare-earth elements compared to Ni, Co, and Cu. Light rare-earth metals are much more abundant in the Earth's crust than heavy rare-earth metals. In fact, some rare-earth elements are not "rare" at all: Ce is as abundant as Ni, and the total abundance of Pr and Nd is similar to that of Cu. All of Ce, Nd, Y, and La are significantly more abundant than Co.

The prices of the rare-earth oxides can partly reflect the resource criticality of the rare-earth metals. As shown in **Figure 7** (b), terbium and dysprosium oxides are much more expensive than praseodymium and neodymium oxides, and their prices also vary greatly [146, 147]. The oxides of

yttrium, cerium, lanthanum, and samarium are much cheaper than the oxides of praseodymium and neodymium [146, 147]. Although europium and gadolinium oxides are as cheap as praseodymium and neodymium oxides, a large increase in price owing to the potentially large demand for MC hydrogen liquefaction should be taken into consideration.

It should be emphasized that criticality is much more than just simple geological abundances. Factors such as mining, beneficiation, hazardous by-products, separation (and their social and ecological consequences along this value chain), geopolitics, trade restrictions, and monopolistic supply in terms of demand versus supply, must be understood and quantified in terms of life-cycle-analysis and life-cycle-costing [150]. A more focused report is in the planning of our group.

4.1. A trade-off between performance and criticality

Focusing on balancing the performance and criticality, this subsection studies light rare-earth-based second-order MC intermetallic compounds and the "mixed"

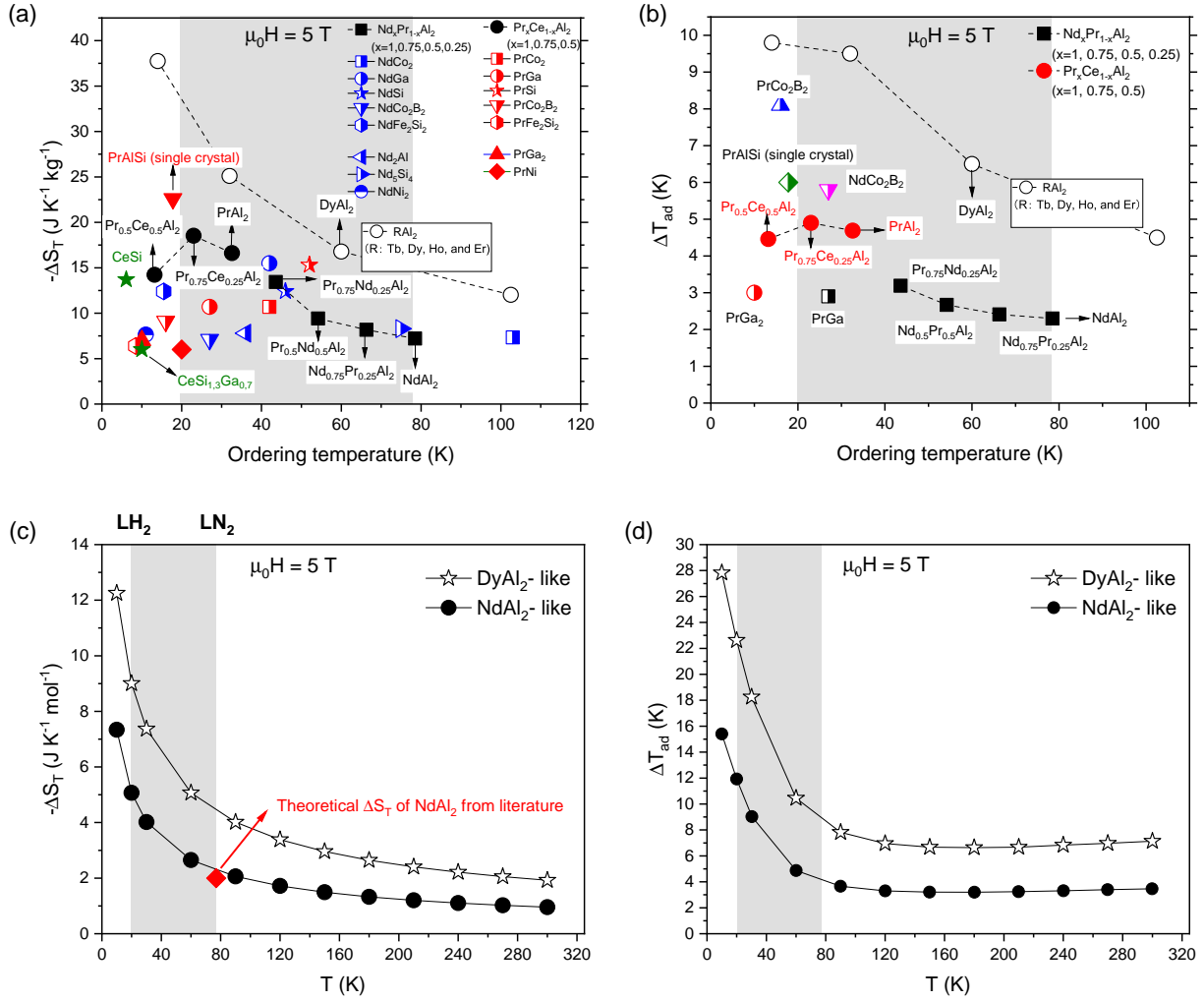


Figure 8: (a) (b) ΔS_T and ΔT_{ad} of light rare-earth-based intermetallic compounds. The heavy rare-earth-based RAl₂ series is used for comparison. The light grey shadows highlight the temperature range of 77 ~ 20 K. Data are taken from [1, 27, 151–168] (seen in supplementary). (c) (d) ΔS_T and ΔT_{ad} of DyAl₂-like ($g_J = 4/3$, $J = 7.5$, and $T_D = 384$ K) and NdAl₂-like ($g_J = 8/11$, $J = 4.5$ and $T_D = 384$ K) series from mean-field approach.

rare-earth-based (substituting highly critical heavy rare-earth elements with yttrium and light rare-earth elements) intermetallic compounds.

4.1.1. Light rare-earth-based second-order MC materials

Figure 8 (a) plots the ΔS_T of the light rare-earth-based intermetallic compounds. The heavy rare-earth-based Laves phases RAl₂ (R = Tb, Dy, Ho, and Er) serve as references for comparing the MCEs of the light and heavy rare-earth-based MC materials, as they are regarded as good MC materials for hydrogen liquefaction due to their excellent ΔS_T and ΔT_{ad} in the temperature range of 77 ~ 20 (K) [1, 131]. Consistent with the conclusion made in **Section 2.2**, an increasing trend of ΔS_T with the decreasing T_C is observed for light rare-earth-based MC materials. In addition, light

rare-earth-based intermetallic compounds can also achieve excellent values of ΔS_T near the hydrogen condensation point (20 K). In magnetic fields of 5 T, a single crystal PrAlSi exhibits a ΔS_T of 22.6 J K⁻¹ kg⁻¹ [164], being very close to the ΔS_T of HoAl₂ which is regarded as competitive candidate for the final stage of hydrogen liquefaction [131]. The excellent values of ΔS_T are also achieved in (Pr, Ce)Al₂ near 20 K under a magnetic field change of 5 T [27]. All the (Pr, Ce)Al₂ samples show a ΔS_T that is larger than or comparable to DyAl₂ with a competitive ΔS_T for the initial stage of hydrogen liquefaction [1]. At 52 K, which is a temperature in the middle stage of hydrogen liquefaction, large ΔS_T can still be observed in PrSi that is comparable to DyAl₂ [1, 153].

Figure 8 (b) plots the ΔT_{ad} of the light rare-earth-based intermetallic compounds with the heavy rare-earth series RA_2 ($R = Tb, Dy, Ho,$ and Er) serving as a reference for comparison [1]. Although the data of ΔT_{ad} are not as rich as that of ΔS_T , an increasing trend of ΔT_{ad} with the decreasing T_C is still observable, which agrees with the conclusion made in **Section 2.2**. The $PrCo_2B_2$ exhibits the largest ΔT_{ad} of about 8 K at 16 K, only 2 K smaller than $HoAl_2$ [1, 160]. The light rare-earth-based materials can also show excellent MCEs in the vicinity of the hydrogen condensation point, making them appealing for the final stage of MC hydrogen liquefaction.

Furthermore, two performance gaps can be summarized from **Figure 8** (a) and (b): (1) both ΔS_T and ΔT_{ad} of the light rare-earth-based intermetallic compounds show a smaller value than that of their heavy rare-earth-based counterparts with a similar T_C ; (2) both ΔS_T and ΔT_{ad} of the rare-earth-based intermetallic compounds generally show a smaller value near the nitrogen condensation point than near the hydrogen condensation point. As shown in **Figure 8** (a) and (b), all values of ΔS_T and ΔT_{ad} of light rare-earth-based intermetallic compounds are below the curves of the heavy rare-earth-based Laves phase series RA_2 . Moreover, compounds such as $DyAl_2$ with a T_C closer to 77 K show smaller ΔS_T and ΔT_{ad} than compounds such as $HoAl_2$ with a T_C closer to 20 K. It is the same case when comparing $PrAl_2$ with a T_C closer to 20 K and $NdAl_2$ with a T_C closer to 77 K.

These two performance gaps can be well explained by mean-field theory. **Figure 8** (c) and (d) compare the ΔS_T and ΔT_{ad} of a $NdAl_2$ -like series with a $DyAl_2$ -like series. Since crystalline electrical field can also influence ΔS_T [121], in **Figure 8** (c) the theoretical ΔS_T from reference [169] which takes the crystalline electrical field into consideration is also included. This theoretical value is near the profile of the $NdAl_2$ -like series. Agreeing with the observations in **Figure 8** (a) and (b), both ΔS_T and ΔT_{ad} of the $NdAl_2$ -like series calculated from mean-field approach are below the curves of the $DyAl_2$ -like series. In addition, both ΔS_T and ΔT_{ad} show significantly larger values near the hydrogen condensation point than near the nitrogen condensation point.

Despite the relatively low resource criticality of light rare-earth elements, which makes them attractive for large-scale applications, the less strong MCE near 77 K questions the feasibility of using the light rare-earth-based second-order MC materials for cooling hydrogen gas (precooled by liquid nitrogen) from 77 K to lower temperature.

4.1.2. Substituting highly critical rare earths

A further compromise to the dilemma of the performance and criticality of rare-earth-based MC intermetallic compounds is partially substituting the more critical heavy rare-earth elements by the less critical rare-earth elements at the rare-earth sites. Due to their lower resource criticality, the Yttrium and light rare-earth elements La, Ce, Nd, and Pr are often chosen to replace the highly critical heavy rare-earth

elements. **Figure 9** presents the ΔS_T of the rare-earth-based MC intermetallic compounds by mixing highly critical heavy rare-earth elements and less critical rare-earth elements. In the cases of $(Y, Er)Co_2$, $(Er, Pr)Co_2$, and $(Pr, Dy)Co_2$, the higher content of the heavy rare-earth elements, the greater the ΔS_T . This can be explained by the fact that the heavy rare-earth ions possess larger magnetic moments. However, in the case of $(Pr, Dy)Co_2$, opposite trend is observed.

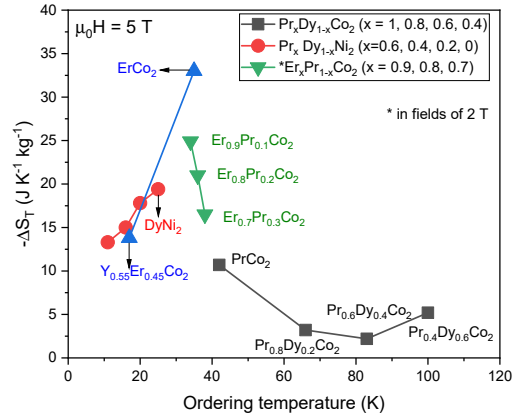


Figure 9: ΔS_T of MC intermetallic compounds of $(R_1, R_2)X_2$ where X is a non-rare-earth element and R_1 and R_2 are the heavy rare-earth elements and the less critical rare-earth elements. Data are taken from [152, 170–172] (seen in supplementary).

The coupling effect between light and heavy rare earths in the rare-earth-based intermetallic compounds has been investigated dating back to the 60s by Swift and Wallace [173]. For the $(R, R')Al_2$ (R : light rare earths, R' : heavy rare earths), the spins are observed to couple ferromagnetically in most cases. An antiferromagnetic coupling was observed in the $(Ce, Eu)Al_2$ series. It should be emphasized that the total angular momentums of light and heavy rare earths are all ferrimagnetically alignment for the $(R, R')Al_2$ investigated in Swift and Wallace's article. It is worth mentioning that Swift and Wallace discovered that the saturation moments in many cases are less than expected from $g_J J$, which suggests a high crystal quenching effects. In 2014, Pathak *et al.* demonstrated that Pr and Er couple antiferromagnetically, resulting in a coexistence of ferromagnetism, ferrimagnetism, and meta-magnetism [174]. More recently, Del Rose *et al.* also observed the antiferromagnetic coupling in $(Pr, Gd)ScGe$ by XMCD [175].

Generally speaking, mixing light- and heavy rare-earth elements is not intensively studied. Further investigations need to be done to understand the coupling between light rare-earth and heavy rare-earth ions. Nevertheless, from the above analysis, it can be concluded that mixing rare-earth elements with different resource criticality is an effective way to tune the ordering temperature and can reduce the rare-earth criticality to a certain extent. The challenge is to find an optimal balance of performance and criticality.

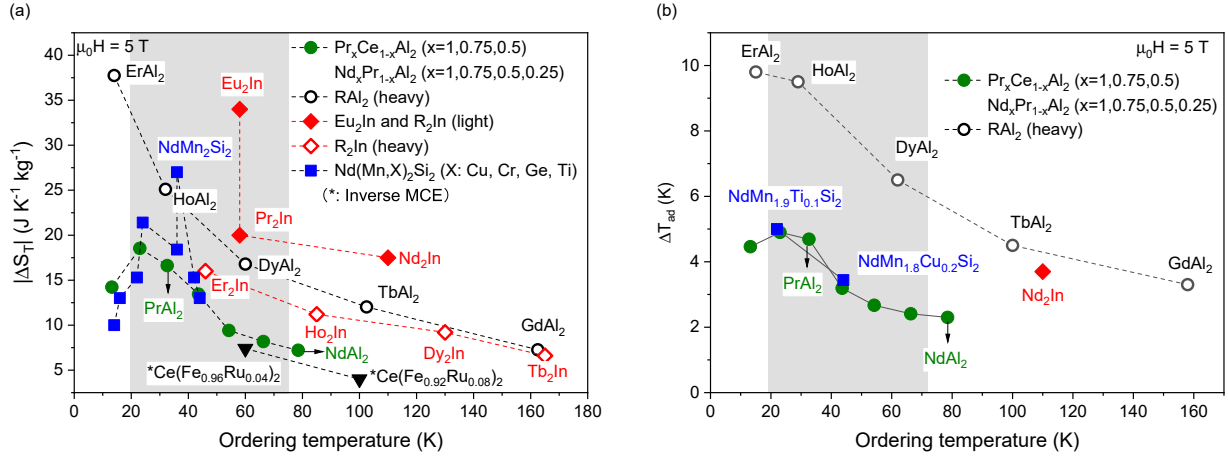


Figure 10: (a) (b) ΔS_T and ΔT_{ad} of light rare-earth based first-order MC materials. The light- and heavy rare-earth-based Laves phase series and Eu₂In are used for comparisons. Data are taken from [1, 27, 88–91, 178–185] (seen in supplementary).

4.2. High performance as well as low criticality

The aforementioned difficulty in achieving high MC performance of second-order light rare-earth-based MC materials near the condensation point of nitrogen (77 K) can be overcome by developing light rare-earth-based MC materials with a first-order phase transition. This subsection focuses on light rare-earth-based first-order MC intermetallic compounds. In addition, the Gd-based MC intermetallic compounds are discussed, as Gd is the least critical heavy rare-earth elements in resources.

4.2.1. Light rare-earth-based first-order MC materials

The discovery of excellent ΔS_T in Pr₂In and Nd₂In breaks the performance gaps between light- and heavy rare-earth-based intermetallic compounds and between MCEs near 20 K (hydrogen condensation point) and near 77 K (nitrogen condensation point) [176–179]. **Figure 10** (a) plots ΔS_T of the selected light rare-earth-based first-order MC materials. In magnetic fields of 5 T and at 57 K, Pr₂In exhibits a ΔS_T of about 20 J K⁻¹ kg⁻¹, surpassing Er₂In known for showing the largest ΔS_T of about 15.5 J K⁻¹ kg⁻¹ among the heavy rare-earth-based R₂In (R= Gd, Tb, Dy, Ho, and Er) series [91].

The impressive ΔS_T in Pr₂In is ascribed to the first-order magnetic phase transition at about 57 K [177, 179]. Similar first-order magnetic phase transitions were also reported in Eu₂In [180] and Nd₂In [176, 178]. All of them show an outstanding ΔS_T that is not only larger than their heavy rare-earth counterparts (R₂In), but also the heavy rare-earth-based DyAl₂.

Another eye-catching feature of Pr₂In, Nd₂In, and Eu₂In is that unlike most first-order MC materials that exhibit significant thermal hysteresis, these three first-order MC materials demonstrate negligible thermal hysteresis, as reported by Guillou *et al.* for Eu₂In [180], Biswas *et al.* for Pr₂In [177], and Liu *et al.* for Nd₂In [176]. The negligible thermal hysteresis might be related to their small volume

changes during the first-order phase transitions, as reported in reference [176].

Although Pr₂In demonstrates that light rare-earth-based MC materials can also achieve excellent ΔS_T near the nitrogen condensation point, more research on this compound and its relatives Eu₂In and Nd₂In are needed. Since their MCEs were just discovered within the last five years, their peculiar phase transitions are not well understood. Although demonstrated by Biswas *et al.* and Tapia-Mendive *et al.* that the mechanism of the first-order phase transitions in Pr₂In, Nd₂In, and Eu₂In might be due to a fully electronic origin [178, 179, 186], second-order phase transitions in Pr₂In and Nd₂In were also reported [187]. The decomposition of the surfaces of the Pr₂In, Nd₂In, and Eu₂In samples makes the investigations on their microstructures difficult [176, 177, 180]. However, microstructure is of great importance for exploring the nature of the phase transition, and these works need to be done in the near future. It should be emphasized that indium is also a highly critical element, and more work needs to be done to replace it.

Besides the light rare-earth based R₂In material system, the Nd(Mn, X)₂Si₂ is another first-order MC material system which is based on the rock-forming elements (Mn and Si) and shows excellent ΔS_T within the temperature range of 77 ~ 20 K [181–184]. In magnetic fields of 5 T, the ΔS_T of NdMn₂Si₂ reaches 27 J K⁻¹ kg⁻¹ at 36 K [181], even surpassing one of the best heavy rare-earth-based MC intermetallic compound HoAl₂ [1]. However, after doping the Mn site with other 3d elements to tailor the ordering temperature, ΔS_T decreases significantly from 27 to 10 J K⁻¹ kg⁻¹ [181]. The ΔT_{ad} of NdMn_{1.9}Ti_{0.1}Si₂ and NdMn_{1.8}Cu_{0.2}Si₂ are comparative to the light rare-earth Laves series [181, 182].

Ce-based first-order MC materials are not as intensively studied as the Nd- and Pr-based ones because of their relatively poor MCEs. However, considering that Ce is the most abundant rare-earth element, a Ce-based MC material with large ΔS_T and ΔT_{ad} would be of great importance.

The $\text{Ce}(\text{Fe}_{0.96}\text{Ru}_{0.04})_2$ is a first-order MC materials with an inverse MCE, showing a value of ΔS_T of about $7.4 \text{ J K}^{-1} \text{ kg}^{-1}$ at about 60 K [185]. Obviously, Ru is also a highly critical element. Nevertheless, $\text{Ce}(\text{Fe}_{0.96}\text{Ru}_{0.04})_2$ sets an example of developing Ce-based first-order MC materials.

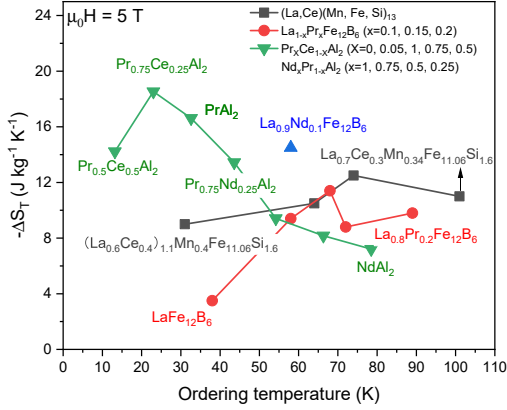


Figure 11: ΔS_T of La-based first-order MC intermetallic compounds. The light rare-earth Laves phases (R, R')Al₂ are used for making a comparison. Data are taken from [188–190] (seen in supplementary).

Another light rare-earth-based material family that exhibits first-order MCE is the La-based intermetallic compounds, namely $\text{La}(\text{Fe}, \text{Si})_{13}$ [190] and $\text{LaFe}_{12}\text{B}_6$ [188, 189, 191]. **Figure 11** plots the ΔS_T of these two systems. It is worth mentioning that the nature of the phase transition order of $\text{La}(\text{Fe}, \text{Si})_{13}$ depends on the composition. In this part, we focus on the $\text{La}(\text{Fe}, \text{Si})_{13}$ compounds that exhibit first-order phase transitions. $\text{La}(\text{Fe}, \text{Si})_{13}$ is one of the most studied MC material systems due to its high potential to be used for near-room-temperature MC refrigeration [39, 53, 64, 148, 192–195]. A recent study revealed that the ordering temperature of $\text{La}(\text{Fe}, \text{Si})_{13}$ can be further tuned to about 31 K by doping Ce and Mn, demonstrating that this material system has the potential to be used for MC hydrogen liquefaction [190].

In addition to $\text{La}(\text{Fe}, \text{Si})_{13}$, the $\text{LaFe}_{12}\text{B}_6$ material system has caught the attention of researchers due to its first-order phase transition near 50 K. However, due to the fact that $\text{LaFe}_{12}\text{B}_6$ remains antiferromagnetic below 5 T, significant ΔS_T only appears in sufficiently high magnetic fields [188]. To make this material system useful for MC hydrogen liquefaction under a practical magnetic field change, its critical magnetic field needs to be reduced. Recent studies show that doping the La site with Pr or Nd transforms the antiferromagnetic to ferromagnetic configuration [189, 191]. The MCE is greatly enhanced, from about $5 \text{ J K}^{-1} \text{ kg}^{-1}$ for $\text{LaFe}_{12}\text{B}_6$ in magnetic fields of 5.5 T up to $11.4 \text{ J K}^{-1} \text{ kg}^{-1}$ for $\text{La}_{0.9}\text{Pr}_{0.1}\text{Fe}_{12}\text{B}_6$ [189] and $14.5 \text{ J K}^{-1} \text{ kg}^{-1}$ for $\text{La}_{0.9}\text{Nd}_{0.1}\text{Fe}_{12}\text{B}_6$ [191] in magnetic fields of 5 T.

Although the La-based first-order MC materials have great potential, their performances near 20 K need to be improved. Compared to the light rare-earth-based Laves phase series, the La-based first-order MC materials exhibit a significant larger ΔS_T in the vicinity of 77 K, but a much smaller ΔS_T near 20 K. In addition, their reversibility needs further investigation as they show significant thermal hysteresis [188–191]. In particular, the thermal hysteresis of the $\text{LaFe}_{12}\text{B}_6$ material system is about 20 K [188].

From the analysis above, it can be concluded that light rare-earth-based first-order MC materials can overcome the disadvantage of the light rare-earth-based second-order MC materials by exhibiting large ΔS_T near 77 K. First-order light rare-earth-based intermetallic compounds $\text{Nd}_2\text{Fe}_2\text{Si}_2$ and Pr_2In even present a ΔS_T that surpasses the heavy rare-earth AlAl_2 materials with similar ordering temperatures. However, the reversibility of light rare-earth-based MC materials needs further investigation.

4.2.2. Gd-based MC materials

Although light rare-earth elements have the advantage of being less critical in resources, the heavy rare-earth elements still hold one overwhelming advantage of exhibiting much larger magnetic moments. Gd shows an effective magnetic moment of about $7.94 \mu_B$, more than two times larger than Pr and Nd with an effective magnetic moment of 3.58 and $3.52 \mu_B$ respectively [63].

Gd is the most abundant heavy rare-earth element [27]. In fact, its oxides are also as cheap as the oxides of Nd and Pr [27]. Although Nd and Pr are much more abundant than Gd, the rare-earth permanent magnet industry consumes a large amount of Nd and Pr metals, while Gd is less widely used in industry. The large magnetic moment of Gd and the relatively cheap price of its oxides make its alloys a competitive candidate with high cost-effectiveness for MC hydrogen liquefaction.

One of the milestones of magnetic cooling is the discovery of the giant room-temperature MCE in $\text{Gd}_5\text{Si}_2\text{Ge}_2$ by Pecharsky *et al.* in 1997 [29]. In the same year, $\text{Gd}_5(\text{Si}, \text{Ge})_4$ was reported to also show giant MCE at cryogenic temperatures [196]. Since then, many rare-earth-based R_5T_4 (T: non-rare-earth element) have been discovered to show a significant MCE. **Figure 12** shows the ΔS_T of the rare-earth-based R_5T_4 compounds with an ordering temperature in the cryogenic temperature range. Comparing to the other R_5T_4 compounds, the $\text{Gd}_5(\text{Si}, \text{Ge})_4$ [197, 198], $\text{Gd}_5\text{Ge}_{3.9}\text{Al}_{0.1}$ [199], Gd_5SbGe_3 [200], Gd_4ScGe_4 [201], and Gd_5Sn_4 [202] stand out for showing the largest values of ΔS_T in the vicinity of their ordering temperatures. One of the disadvantages of using $\text{Gd}_5(\text{Si}, \text{Ge})_4$ for MC hydrogen liquefaction is that Ge also belongs to high critical elements [150]. It would be of great importance to reduce or replace Ge with other less critical elements. It is worth mentioning that the magnetic properties of $\text{Gd}_5(\text{Sb}, \text{Ge})_4$ [200, 203] and $\text{Gd}_5\text{Ge}_{4-x}\text{P}_x$ ($x=0.25-0.63$) [204] have been studied, which have shown or indicated that they could be good MC materials in terms of performance at cryogenic temperatures.

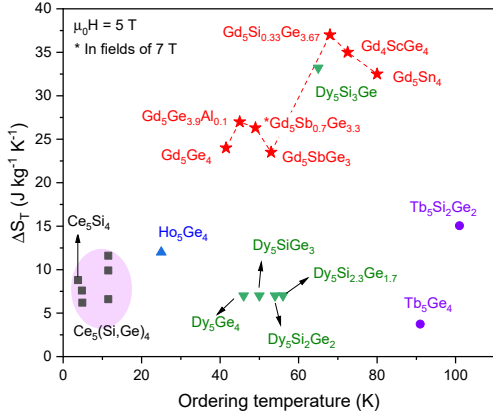


Figure 12: ΔS_T of rare-earth-based R_5T_4 (T: non-rare-earth elements) compounds. Data are taken from [30, 197–202, 205–208] (seen in supplementary).

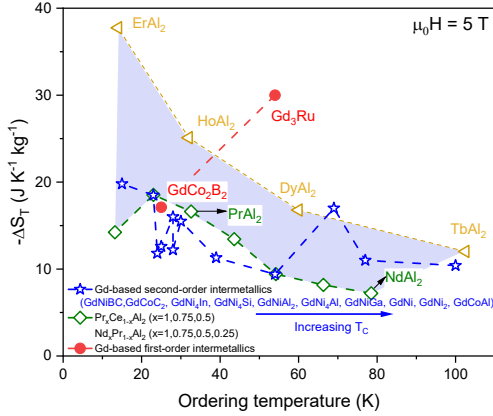


Figure 13: ΔS_T of Gd-based MC intermetallic compounds. The light and heavy RAl_2 Laves phases serving as a reference. The light blue shadow marks the area between light and heavy RAl_2 Laves phases. Data are taken from [83, 209–217] (seen in supplementary).

Figure 13 displays the ΔS_T of the Gd-based MC materials (excluding the Gd_5T_4 compounds), with the light- and heavy rare-earth series RAl_2 (R: Ce, Pr, Nd, Tb, Dy, Ho, and Er) plotted for comparison. Gd-based MC materials show both excellent ΔS_T near 20 K and near 77 K. Though belonging to second-order MC materials, $GdCo_2C_2$ has a ΔS_T of $27.4 \text{ J K}^{-1} \text{ kg}^{-1}$ at 15 K [210], and $GdNi$ shows a ΔS_T of $17.3 \text{ J K}^{-1} \text{ kg}^{-1}$ at 69 K [83]. It should be emphasized that Ru belong to high critical elements as well, but Gd_3Ru sets an example of Gd-based first-order MC materials showing excellent ΔS_T near the condensation point of nitrogen.

It is worth mentioning that if Gd is used in large amounts, the Gd resource would become more critical. It has been revealed that Gd cannot sustain a mass-market MC

refrigeration and air conditioning market [150]. The size of the market that Gd can support for MC hydrogen liquefaction needs further investigation.

5. Conclusions

This review focuses on the rare-earth-based MC intermetallic compounds for hydrogen liquefaction. The feature that second-order MC materials can show the same excellent ΔS_T and ΔT_{ad} at low temperatures as the typical giant first-order MC materials is revealed. The increasing trends of the maximum ΔS_T and ΔT_{ad} with the decreasing T_C are summarized by reviewing the heavy rare-earth-based magnetocaloric intermetallic compounds.

Using a mean-field approach, the increasing trends and the "giant" values of ΔS_T and ΔT_{ad} at low temperature are theoretically demonstrated. The increasing trend of ΔS_T as T_C decreases and the "giant" ΔS_T at low temperature can be well understood by the power law of $\Delta S_T(T_C) \propto T_C^{-2/3}$. The influence of cryogenic temperature on the MC performance is ascribed to the weaker thermal motion of magnetic moments and the strongly decreasing heat capacity in the cryogenic temperature range.

Since MCEs of rare-earth-based intermetallic compounds are highly correlated to their T_C , methods to tailor the MCEs of rare-earth-based intermetallic compounds by tuning the T_C to cover the temperature range of $77 \sim 20$ K required by MC hydrogen liquefaction are reviewed. Three methods are summarized: (1) mixing the rare-earth elements with different de Gennes factors at the rare-earth sublattice sites; (2) doping the non-rare-earth sublattice sites; (3) hydrogenation.

The last part of this article focuses on resolving the dilemma of performance and criticality. Reviewing also the light rare-earth-based second-order MC intermetallic compounds, it is demonstrated that they can achieve excellent MCEs in the vicinity of the hydrogen condensation point (20 K). However, a bottleneck is revealed that near the nitrogen condensation point (77 K), light rare-earth-based second-order MC materials show less strong MCEs. A method to decrease the rare-earth criticality of heavy-rare-earth-based MC intermetallic compounds is discussed: substituting the heavy rare-earth elements with less critical light rare-earth elements and yttrium. By partially sacrificing the MC performances, the criticality can be reduced.

By also assessing the light rare-earth-based first-order MC intermetallic compounds, we show that both a high MC performance and a low rare-earth criticality can be obtained. $NdMn_2Si_2$ and Pr_2In exhibit a comparable ΔS_T to the materials with a similar ordering temperature in the heavy rare-earth-based RAl_2 series. The La-based first-order MC materials, namely $La(Fe, Si)_{13}$ and $LaFe_{12}B_6$, show high potential to be used for MC hydrogen liquefaction. However, their reversibility needs more investigation. Since Gd is the least critical heavy rare-earth metal in resources, its alloys for MC hydrogen liquefaction are particularly reviewed. Both of the second-order and first-order Gd-based

MC materials show a competitive MCE within temperature $77 \sim 20$ K, overcoming the disadvantage of the small ΔS_T of the second-order light rare-earth-based MC materials near 77 K.

In summary, this review reveals that operating at cryogenic temperature has a positive effect on MC performance, while the high criticality of heavy rare-earth elements has a negative effect on the economic viability of using rare-earth-based intermetallic compounds for large-scale applications of MC hydrogen liquefaction. In addition, ways to mitigate the criticality of rare-earth elements while optimizing the MCE have been explored.

Data Availability

The data that support the findings of this study are available from the corresponding author upon reasonable request.

Acknowledgement

This article is dedicated to the memory of Prof. Dr. Vitalij Pecharsky, who was a distinguished scientist known for his pioneering work in materials science and magnetic cooling. His legacy in research and education will continue to inspire future generations of scientists, in particular those from the MCE community.

This work is supported by the CRC/TRR 270 (Project-ID 405553726 and 456263705), the ERC under the European Union's Horizon 2020 research and innovation program (Grant No. 743116, Cool Innov), the Clean Hydrogen Partnership and its members within the framework of the project HyLICAL (Grant No. 101101461), the Helmholtz Association via the Helmholtz-RSF Joint Research Group (Project No. HRSF-0045), and the HLD at HZDR (member of the European Magnetic Field Laboratory (EMFL)).

In addition, we thank Xing Tang from National Institute of Materials Science (NIMS), Japan, for his valuable discussions and advice.

References

- [1] W. Liu, E. Bykov, S. Taskaev, M. Bogush, V. Khovaylo, N. Fortunato, A. Aubert, H. Zhang, T. Gottschall, J. Wosnitza, F. Scheibel, K. Skokov, and O. Gutfleisch. "A study on rare-earth Laves phases for magnetocaloric liquefaction of hydrogen". In: *Appl. Mater. today* 29 (2022), p. 101624. DOI: [10.1016/j.apmt.2022.101624](https://doi.org/10.1016/j.apmt.2022.101624).
- [2] G. Glenk and S. Reichelstein. "Economics of converting renewable power to hydrogen". In: *Nat. Energy* 4.3 (2019), pp. 216–222. DOI: [10.1038/s41560-019-0326-1](https://doi.org/10.1038/s41560-019-0326-1).
- [3] A. Züttel, A. Remhof, A. Borgschulte, and O. Friedrichs. "Hydrogen: the future energy carrier". In: *Philos. Trans. R. Soc. A-Math. Phys. Eng. Sci.* 368.1923 (2010), pp. 3329–3342. DOI: [10.1098/rsta.2010.0113](https://doi.org/10.1098/rsta.2010.0113).
- [4] M. Pagliaro, A. G. Konstandopoulos, R. Ciriminna, and G. Palmisano. "Solar hydrogen : fuel of the near future". In: *Energy Environ. Sci.* 3.3 (2010), pp. 279–287. DOI: [10.1039/B923793N](https://doi.org/10.1039/B923793N).
- [5] M. Aasadnia and M. Mehrpooya. "Large-scale liquid hydrogen production methods and approaches: A review". In: *Appl. Energy* 212 (2018), pp. 57–83. DOI: [10.1016/j.apenergy.2017.12.033](https://doi.org/10.1016/j.apenergy.2017.12.033).
- [6] D. J. Durbin and C. Malardier-Jugroot. "Review of hydrogen storage techniques for on board vehicle applications". In: *Int. J. Hydrog. Energy* 38.34 (2013), pp. 14595–14617. DOI: [10.1016/j.ijhydene.2013.07.058](https://doi.org/10.1016/j.ijhydene.2013.07.058).
- [7] A. T. Wijayanta, T. Oda, C. W. Purnomo, T. Kashiwagi, and M. Aziz. "Liquid hydrogen, methylcyclohexane, and ammonia as potential hydrogen storage: Comparison review". In: *Int. J. Hydrog. Energy* 44.29 (2019), pp. 15026–15044. DOI: [10.1016/j.ijhydene.2019.04.112](https://doi.org/10.1016/j.ijhydene.2019.04.112).
- [8] M. Aziz. "Liquid hydrogen: a review on liquefaction, storage, transportation, and safety". In: *Energies* 14.18 (2021), p. 5917. DOI: [10.3390/en14185917](https://doi.org/10.3390/en14185917).
- [9] B. Beckmann, D. Koch, L. Pfeuffer, T. Gottschall, A. Taubel, E. Adabifiroozjaei, O. N. Miroshkina, S. Riegg, T. Niehoff, N. A. Kani, M. E. Gruner, L. Molina-Luna, K. P. Skokov, and O. Gutfleisch. "Dissipation losses limiting first-order phase transition materials in cryogenic caloric cooling: A case study on all-d-metal Ni(-Co)-Mn-Ti Heusler alloys". In: *Acta Mater.* 246 (2023), p. 118695. DOI: [10.1016/j.actamat.2023.118695](https://doi.org/10.1016/j.actamat.2023.118695).
- [10] E. Bykov, W. Liu, K. Skokov, F. Scheibel, O. Gutfleisch, S. Taskaev, V. Khovaylo, D. Plakhotskiy, C. S. Mejia, J. Wosnitza, and T. Gottschall. "Magnetocaloric effect in the Laves phase $\text{Ho}_{1-x}\text{Dy}_x\text{Al}_2$ family in high magnetic fields". In: *Phys. Rev. Mater.* 5.9 (2021), p. 095405. DOI: [10.1103/PhysRevMaterials.5.095405](https://doi.org/10.1103/PhysRevMaterials.5.095405).
- [11] N. Terada and H. Mamiya. "High-efficiency magnetic refrigeration using holmium". In: *Nat. Commun.* 12.1 (2021), p. 1212. DOI: [10.1038/s41467-021-21234-z](https://doi.org/10.1038/s41467-021-21234-z).
- [12] S. Yang, X. Zheng, D. Wang, J. Xu, W. Yin, L. Xi, C. Liu, J. Liu, J. Xu, H. Zhang, Z. Xu, L. Wang, Y. Yao, M. Zhang, Y. Zhang, J. Shen, S. Wang, and B. Shen. "Giant low-field magnetocaloric effect in ferromagnetically ordered $\text{Er}_{1-x}\text{Tm}_x\text{Al}_2$ ($0 \leq x \leq 1$) compounds". In: *J. Mater. Sci. Technol.* 146 (2023), pp. 168–176. DOI: [10.1016/j.jmst.2022.10.066](https://doi.org/10.1016/j.jmst.2022.10.066).
- [13] J. Barclay, K. Brooks, J. Cui, J. Holladay, K. Meinhardt, E. Polikarpov, and E. Thomsen. "Propane liquefaction with an active magnetic regenerative liquefier". In: *Cryogenics* 100 (2019), pp. 69–76. DOI: [10.1016/j.cryogenics.2019.01.009](https://doi.org/10.1016/j.cryogenics.2019.01.009).
- [14] C. Archipley, J. Barclay, K. Meinhardt, G. Whyatt, E. Thomsen, J. Holladay, J. Cui, I. Anderson, and S. Wolf. "Methane liquefaction with an active magnetic regenerative refrigerator". In: *Cryogenics* 128 (2022), p. 103588. DOI: [10.1016/j.cryogenics.2022.103588](https://doi.org/10.1016/j.cryogenics.2022.103588).
- [15] K. Matsumoto, T. Kondo, S. Yoshioka, K. Kamiya, and T. Numazawa. "Magnetic refrigerator for hydrogen liquefaction". In: *J. Phys. Conf. Ser.* 150.1 (2009), p. 012028. DOI: [10.1088/1742-6596/150/1/012028](https://doi.org/10.1088/1742-6596/150/1/012028).
- [16] K. Kamiya, K. Matsumoto, T. Numazawa, S. Masuyama, H. Takeya, A. T. Saito, N. Kumazawa, K. Futatsuka, K. Matsunaga, T. Shirai, S. Takada, and T. Iida. "Active magnetic regenerative refrigeration using superconducting solenoid for hydrogen liquefaction". In: *Applied Physics Express* 15.5 (2022), p. 053001. DOI: [10.35848/1882-0786/ac5723](https://doi.org/10.35848/1882-0786/ac5723).
- [17] A. Kitanovski. "Energy Applications of Magnetocaloric Materials". In: *Adv. Energy Mater.* 10.10 (2020), p. 1903741. DOI: [10.1002/aenm.201903741](https://doi.org/10.1002/aenm.201903741).
- [18] X. Moya, S. Kar-Narayan, and N. D. Mathur. "Caloric materials near ferroic phase transitions". In: *Nat. Mater.* 13.5 (2014), pp. 439–450. DOI: [10.1038/nmat3951](https://doi.org/10.1038/nmat3951).
- [19] T. Feng, R. Chen, and R. V. Ilnfeldt. "Modeling of hydrogen liquefaction using magnetocaloric cycles with permanent magnets". In: *Int. J. Refrig.* 119 (2020), pp. 238–246. DOI: [10.1016/j.ijrefrig.2020.06.032](https://doi.org/10.1016/j.ijrefrig.2020.06.032).

- [20] I. Park, Y. Kim, J. Park, and S. Jeong. "Design method of the layered active magnetic regenerator (AMR) for hydrogen liquefaction by numerical simulation". In: *Cryogenics* 70 (2015), pp. 57–64. DOI: [10.1016/j.cryogenics.2015.04.007](https://doi.org/10.1016/j.cryogenics.2015.04.007).
- [21] I. Park and S. Jeong. "Development of the active magnetic regenerative refrigerator operating between 77 K and 20 K with the conduction cooled high temperature superconducting magnet". In: *Cryogenics* 88 (2017), pp. 106–115. DOI: [10.1016/j.cryogenics.2017.09.008](https://doi.org/10.1016/j.cryogenics.2017.09.008).
- [22] T. Numazawa, K. Kamiya, T. Utaki, and K. Matsumoto. "Magnetic refrigerator for hydrogen liquefaction". In: *Cryogenics* 62 (2014), pp. 185–192. DOI: [10.1016/j.cryogenics.2014.03.016](https://doi.org/10.1016/j.cryogenics.2014.03.016).
- [23] O. Gutfleisch, M. A. Willard, E. Brück, C. H. Chen, S. G. Sankar, and J. P. Liu. "Magnetic materials and devices for the 21st century: stronger, lighter, and more energy efficient". In: *Adv. Mater.* 23.7 (2011), pp. 821–842. DOI: [10.1002/adma.201002180](https://doi.org/10.1002/adma.201002180).
- [24] V. Franco, J. S. Blázquez, J. J. Ipus, J. Y. Law, L. M. Moreno-Ramírez, and A. Conde. "Magnetocaloric effect: From materials research to refrigeration devices". In: *Prog. Mater. Sci.* 93 (2018), pp. 112–232. DOI: [10.1016/j.pmatsci.2017.10.005](https://doi.org/10.1016/j.pmatsci.2017.10.005).
- [25] E. Bykov, A. Karpenkov, W. Liu, M. Straßheim, T. Niehoff, K. Skokov, F. Scheibel, O. Gutfleisch, C. Salazar Mejía, J. Wosnitzer, and T. Gottschall. "Magnetocaloric effect in the Laves phases RCO_2 (R = Er, Ho, Dy, and Tb) in high magnetic fields". In: *J. Alloys Compd.* 977 (2024), p. 173289. DOI: [10.1016/j.jallcom.2023.173289](https://doi.org/10.1016/j.jallcom.2023.173289).
- [26] V. Zepf. "Rare Earth Elements: What and Where They Are". In: *Rare Earth Elements: A New Approach to the Nexus of Supply, Demand and Use: Exemplified along the Use of Neodymium in Permanent Magnets*. Berlin, Heidelberg: Springer Berlin Heidelberg, 2013, pp. 11–39. ISBN: 978-3-642-35458-8. DOI: [10.1007/978-3-642-35458-8_2](https://doi.org/10.1007/978-3-642-35458-8_2).
- [27] W. Liu, T. Gottschall, F. Scheibel, E. Bykov, N. Fortunato, A. Aubert, H. Zhang, K. Skokov, and O. Gutfleisch. "Designing magnetocaloric materials for hydrogen liquefaction with light rare-earth Laves phases". In: *J. Phys. Energy* 5.3 (2023), p. 034001. DOI: [10.1088/2515-7655/acb00b](https://doi.org/10.1088/2515-7655/acb00b).
- [28] J. Coey. "Perspective and Prospects for Rare Earth Permanent Magnets". In: *Engineering* (2019). DOI: [10.1016/j.eng.2018.11.034](https://doi.org/10.1016/j.eng.2018.11.034).
- [29] V. K. Pecharsky and Gschneidner, Jr., K. A. "Giant Magnetocaloric Effect in $\text{Gd}_5(\text{Si}_2\text{Ge}_2)$ ". In: *Phys. Rev. Lett.* 78.23 (1997), pp. 4494–4497. DOI: [10.1103/PhysRevLett.78.4494](https://doi.org/10.1103/PhysRevLett.78.4494).
- [30] H. Huang, A. O. Pecharsky, V. K. Pecharsky, and J. Gschneidner K. A. "Preparation, crystal structure and magnetocaloric properties of $\text{Tb}_5\text{Si}_x\text{Ge}_{4-x}$ ". In: *AIP Conference Proceedings*. Vol. 614. Madison, Wisconsin (USA): AIP, 2002, pp. 11–18. DOI: [10.1063/1.1472520](https://doi.org/10.1063/1.1472520). URL: <https://pubs.aip.org/aip/acp/article/614/1/11-18/582210>.
- [31] A. Taubel, B. Beckmann, L. Pfeuffer, N. Fortunato, F. Scheibel, S. Ener, T. Gottschall, K. P. Skokov, H. Zhang, and O. Gutfleisch. "Tailoring magnetocaloric effect in all-d-metal Ni-Co-Mn-Ti Heusler alloys: a combined experimental and theoretical study". In: *Acta Mater.* 201 (2020), pp. 425–434. DOI: [10.1016/j.actamat.2020.10.013](https://doi.org/10.1016/j.actamat.2020.10.013).
- [32] A. Taubel, T. Gottschall, M. Fries, S. Riegg, C. Soon, K. P. Skokov, and O. Gutfleisch. "A Comparative Study on the Magnetocaloric Properties of Ni-Mn-X(-Co) Heusler Alloys". In: *Phys. Status Solidi B* 255.2 (2018), p. 1700331. DOI: [10.1002/pssb.201700331](https://doi.org/10.1002/pssb.201700331).
- [33] A. Chirkova, K. Skokov, L. Schultz, N. Baranov, O. Gutfleisch, and T. Woodcock. "Giant adiabatic temperature change in FeRh alloys evidenced by direct measurements under cyclic conditions". en. In: *Acta Materialia* 106 (2016), pp. 15–21. DOI: [10.1016/j.actamat.2015.11.054](https://doi.org/10.1016/j.actamat.2015.11.054).
- [34] O. Tegus, E. Brück, K. H. J. Buschow, and F. R. de Boer. "Transition-metal-based magnetic refrigerants for room-temperature applications". In: *Nature* 415.6868 (2002), pp. 150–152. DOI: [10.1038/415150a](https://doi.org/10.1038/415150a).
- [35] N. H. Dung, L. Zhang, Z. Q. Ou, and E. Brück. "From first-order magneto-elastic to magneto-structural transition in $(\text{Mn,Fe})_{1.95}\text{P}_{0.50}\text{Si}_{0.50}$ ". en. In: *Appl. Phys. Lett.* 99.9 (2011), p. 092511. DOI: [10.1063/1.3634016](https://doi.org/10.1063/1.3634016). (Visited on 01/20/2024).
- [36] T. Gottschall, K. P. Skokov, M. Fries, A. Taubel, I. Radulov, F. Scheibel, D. Benke, S. Riegg, and O. Gutfleisch. "Making a Cool Choice: The Materials Library of Magnetic Refrigeration". In: *Adv. Energy Mater.* 9.34 (2019), p. 1901322. DOI: [10.1002/aenm.201901322](https://doi.org/10.1002/aenm.201901322).
- [37] A. Saito, T. Kobayashi, and H. Tsuji. "Magnetocaloric effect of new spherical magnetic refrigerant particles of $\text{La}(\text{Fe}_{1-x-y}\text{Co}_x\text{Si}_y)_{13}$ compounds". In: *J. Magn. Magn.* 310.2 (2007), pp. 2808–2810. DOI: [10.1016/j.jmmm.2006.10.1058](https://doi.org/10.1016/j.jmmm.2006.10.1058).
- [38] M. Balli, D. Fruchart, and D. Gignoux. "Magnetic behaviour and experimental study of the magnetocaloric effect in the pseudobinary Laves phase $\text{Er}_{1-x}\text{Dy}_x\text{Co}_2$ ". In: *J. Alloys Compd.* 509.9 (2011), pp. 3907–3912. DOI: [10.1016/j.jallcom.2010.12.161](https://doi.org/10.1016/j.jallcom.2010.12.161).
- [39] F. X. Hu, M. Ilyn, A. M. Tishin, J. R. Sun, G. J. Wang, Y. F. Chen, F. Wang, Z. H. Cheng, and B. G. Shen. "Direct measurements of magnetocaloric effect in the first-order system $\text{LaFe}_{11.7}\text{Si}_{1.3}$ ". In: *J. Appl. Phys.* 93.9 (2003), pp. 5503–5506. DOI: [10.1063/1.1563036](https://doi.org/10.1063/1.1563036).
- [40] F. Scheibel, T. Gottschall, K. Skokov, O. Gutfleisch, M. Ghorbani-Zavareh, Y. Skourski, J. Wosnitzer, Ö. Çakır, M. Farle, and M. Acet. "Dependence of the inverse magnetocaloric effect on the field-change rate in Mn_3GaC and its relationship to the kinetics of the phase transition". In: *J. Appl. Phys.* 117.23 (2015), p. 233902. DOI: [10.1063/1.4922722](https://doi.org/10.1063/1.4922722).
- [41] P. B. de Castro, K. Terashima, T. D. Yamamoto, Z. Hou, S. Iwasaki, R. Matsumoto, S. Adachi, Y. Saito, P. Song, H. Takeya, and Y. Takano. "Machine-learning-guided discovery of the gigantic magnetocaloric effect in HoB_2 near the hydrogen liquefaction temperature". In: *NPG Asia Mater.* 12.1 (2020). DOI: [10.1038/s41427-020-0214-y](https://doi.org/10.1038/s41427-020-0214-y).
- [42] M. Balli, D. Fruchart, and D. Gignoux. "Optimization of $\text{La}(\text{Fe,Co})_{13-x}\text{Si}_x$ based compounds for magnetic refrigeration". In: *J. Phys. Condens. Matter* 19.23 (2007), p. 236230. DOI: [10.1088/0953-8984/19/23/236230](https://doi.org/10.1088/0953-8984/19/23/236230).
- [43] Y.-C. Chen, J. Prokleška, W.-J. Xu, J.-L. Liu, J. Liu, W.-X. Zhang, J.-H. Jia, V. Sechovský, and M.-L. Tong. "A brilliant cryogenic magnetic coolant: magnetic and magnetocaloric study of ferromagnetically coupled GdF_3 ". In: *J. Mater. Chem. C* 3.47 (2015), pp. 12206–12211. DOI: [10.1039/C5TC02352A](https://doi.org/10.1039/C5TC02352A).
- [44] S.-D. Han, X.-H. Miao, S.-J. Liu, and X.-H. Bu. "Large magnetocaloric effect in a dense and stable inorganic-organic hybrid cobridged by in situ generated sulfate and oxalate". In: *Chemistry – An Asian Journal* 9.11 (2014), pp. 3116–3120. DOI: [10.1002/asia.201402777](https://doi.org/10.1002/asia.201402777).
- [45] K. Skokov, K.-H. Müller, J. Moore, J. Liu, A. Karpenkov, M. Krautz, and O. Gutfleisch. "Influence of thermal hysteresis and field cycling on the magnetocaloric effect in $\text{LaFe}_{11.6}\text{Si}_{1.4}$ ". In: *J. Alloys Compd.* 552 (2013), pp. 310–317. DOI: [10.1016/j.jallcom.2012.10.008](https://doi.org/10.1016/j.jallcom.2012.10.008).
- [46] M. Fries, L. Pfeuffer, E. Bruder, T. Gottschall, S. Ener, L. V. Diop, T. Gröb, K. P. Skokov, and O. Gutfleisch. "Microstructural and magnetic properties of Mn-Fe-P-Si (Fe_2P -type) magnetocaloric compounds". In: *Acta Mater.* 132 (2017), pp. 222–229. DOI: [10.1016/j.actamat.2017.04.040](https://doi.org/10.1016/j.actamat.2017.04.040).
- [47] S. A. Nikitin, G. Myaligulyev, A. M. Tishin, M. P. Annaorazov, K. A. Asatryan, and A. L. Tyurin. "The magnetocaloric effect in $\text{Fe}_{49}\text{Rh}_{51}$ compound". In: *Phys. Lett. A* 148.6-7 (1990), pp. 363–366. DOI: [10.1016/0375-9601\(90\)90819-A](https://doi.org/10.1016/0375-9601(90)90819-A).

- [48] J. W. Xu, X. Q. Zheng, S. X. Yang, L. Xi, J. Y. Zhang, Y. F. Wu, S. G. Wang, J. Liu, L. C. Wang, Z. Y. Xu, and B. G. Shen. "Giant low field magnetocaloric effect in TmCoSi and TmCuSi compounds". In: *Journal of Alloys and Compounds* (2020), p. 155930. DOI: [10.1016/j.jallcom.2020.155930](https://doi.org/10.1016/j.jallcom.2020.155930).
- [49] L. Li, W. D. Hutchison, D. Huo, T. Namiki, Z. Qian, and K. Nishimura. "Low-field giant reversible magnetocaloric effect in intermetallic compound ErCr_2Si_2 ". In: *Scr. Mater.* 67.3 (2012), pp. 237–240. DOI: [10.1016/j.scriptamat.2012.04.028](https://doi.org/10.1016/j.scriptamat.2012.04.028).
- [50] X. X. Zhang, G. H. Wen, F. W. Wang, W. H. Wang, C. H. Yu, and G. H. Wu. "Magnetic entropy change in Fe-based compound $\text{LaFe}_{10.6}\text{Si}_{2.4}$ ". In: *Appl. Phys. Lett.* 77.19 (2000), pp. 3072–3074. DOI: [10.1063/1.1323993](https://doi.org/10.1063/1.1323993).
- [51] J. Liu, M. Krautz, K. Skokov, T. G. Woodcock, and O. Gutfleisch. "Systematic study of the microstructure, entropy change and adiabatic temperature change in optimized La–Fe–Si alloys". In: *Acta Mater.* (2011), pp. 3602–3611. DOI: [10.1016/j.actamat.2011.02.033](https://doi.org/10.1016/j.actamat.2011.02.033).
- [52] F. Scheibel, T. Gottschall, A. Taubel, M. Fries, K. P. Skokov, A. Terwey, W. Keune, K. Ollefs, H. Wende, M. Farle, M. Acet, O. Gutfleisch, and M. E. Gruner. "Hysteresis Design of Magnetocaloric Materials—From Basic Mechanisms to Applications". In: *Energy Technology* 6.8 (2018), pp. 1397–1428. DOI: [10.1002/ente.201800264](https://doi.org/10.1002/ente.201800264).
- [53] Y. Shao, J. Liu, M. Zhang, A. Yan, K. P. Skokov, D. Y. Karpenkov, and O. Gutfleisch. "High-performance solid-state cooling materials: Balancing magnetocaloric and non-magnetic properties in dual phase La-Fe-Si". In: *Acta Mater.* 125 (2017), pp. 506–512. DOI: [10.1016/j.actamat.2016.12.014](https://doi.org/10.1016/j.actamat.2016.12.014).
- [54] A. Waske, L. Giebeler, B. Weise, A. Funk, M. Hinterstein, M. Herklotz, K. Skokov, S. Fähler, O. Gutfleisch, and J. Eckert. "Asymmetric first-order transition and interlocked particle state in magnetocaloric $\text{La}(\text{Fe},\text{Si})_{13}$: Asymmetric first-order transition and interlocked particle state in magnetocaloric $\text{La}(\text{Fe},\text{Si})_{13}$ ". In: *Phys. Status Solidi-Rapid Res. Lett.* 9.2 (2015), pp. 136–140. DOI: [10.1002/pssr.201409484](https://doi.org/10.1002/pssr.201409484).
- [55] Z. Han, D. Wang, C. Zhang, S. Tang, B. Gu, and Y. Du. "Large magnetic entropy changes in the $\text{Ni}_{45.4}\text{Mn}_{41.5}\text{In}_{13.1}$ ferromagnetic shape memory alloy". In: *Appl. Phys. Lett.* 89.18 (2006). DOI: [10.1063/1.2385147](https://doi.org/10.1063/1.2385147).
- [56] J. Liu, T. Gottschall, K. P. Skokov, J. D. Moore, and O. Gutfleisch. "Giant magnetocaloric effect driven by structural transitions". In: *Nat. Mater.* 11.7 (2012), pp. 620–626. DOI: [10.1038/nmat3334](https://doi.org/10.1038/nmat3334).
- [57] T. Krenke, E. Duman, M. Acet, E. F. Wassermann, X. Moya, L. Mañosa, and A. Planes. "Inverse magnetocaloric effect in ferromagnetic Ni-Mn-Sn alloys". In: *Nat. Mater.* 4.6 (2005), pp. 450–454. DOI: [10.1038/nmat1395](https://doi.org/10.1038/nmat1395).
- [58] Z. Y. Wei, E. K. Liu, J. H. Chen, Y. Li, G. D. Liu, H. Z. Luo, X. K. Xi, H. W. Zhang, W. H. Wang, and G. H. Wu. "Realization of multifunctional shape-memory ferromagnets in all-d-metal Heusler phases". In: *Appl. Phys. Lett.* 107.2 (2015), p. 022406. DOI: [10.1063/1.4927058](https://doi.org/10.1063/1.4927058).
- [59] Z. Y. Wei, E. K. Liu, Y. Li, X. L. Han, Z. W. Du, H. Z. Luo, G. D. Liu, X. K. Xi, H. W. Zhang, W. H. Wang, and G. H. Wu. "Magnetostructural martensitic transformations with large volume changes and magneto-strains in all-d-metal Heusler alloys". In: *Appl. Phys. Lett.* 109.7 (2016), p. 071904. DOI: [10.1063/1.4961382](https://doi.org/10.1063/1.4961382).
- [60] A. M. Chirkova, K. P. Skokov, Y. Skourski, F. Scheibel, A. Y. Karpenkov, A. S. Volegov, N. V. Baranov, K. Nielsch, L. Schultz, K.-H. Müller, T. G. Woodcock, and O. Gutfleisch. "Magnetocaloric properties and specifics of the hysteresis at the first-order metamagnetic transition in Ni-doped FeRh". en. In: *Physical Review Materials* 5.6 (2021), p. 064412. DOI: [10.1103/PhysRevMaterials.5.064412](https://doi.org/10.1103/PhysRevMaterials.5.064412). (Visited on 11/25/2023).
- [61] S. Kito, H. Nakagome, T. Kobayashi, A. T. Saito, and H. Tsuji. "Study of Gd-Y Alloys for Use in Cycle of Active Magnetic Regeneration". In: International Cryocooler Conference. 2007.
- [62] N. K. Singh, K. G. Suresh, A. K. Nigam, S. K. Malik, A. A. Coelho, and S. Gama. "Itinerant electron metamagnetism and magnetocaloric effect in RCO_2 -based Laves phase compounds". In: *J. Magn. Magn. Mater.* 317.1-2 (2007), pp. 68–79. DOI: [10.1016/j.jmmm.2007.04.009](https://doi.org/10.1016/j.jmmm.2007.04.009).
- [63] J. M. D. Coey. *Magnetism and Magnetic Materials*. Cambridge University Press, 2010. DOI: [10.1017/CBO9780511845000](https://doi.org/10.1017/CBO9780511845000).
- [64] O. Gutfleisch, T. Gottschall, M. Fries, D. Benke, I. Radulov, K. P. Skokov, H. Wende, M. Gruner, M. Acet, P. Entel, and M. Farle. "Mastering hysteresis in magnetocaloric materials". In: *Philos. Trans. R. Soc. A-Math. Phys. Eng. Sci.* 374.2074 (2016). DOI: [10.1098/rsta.2015.0308](https://doi.org/10.1098/rsta.2015.0308).
- [65] H. Zhang, Y. Li, E. Liu, Y. Ke, J. Jin, Y. Long, and B. Shen. "Giant rotating magnetocaloric effect induced by highly texturing in polycrystalline DyNiSi compound". In: *Sci. Rep.* 5 (2015), p. 11929. DOI: [10.1038/srep11929](https://doi.org/10.1038/srep11929).
- [66] H. Zhang, C. Xing, H. Zhou, X. Zheng, X. Miao, L. He, J. Chen, H. Lu, E. Liu, W. Han, H. Zhang, Y. Wang, Y. Long, L. van Eijk, and E. Brück. "Giant anisotropic magnetocaloric effect by coherent orientation of crystallographic texture and rare-earth ion moments in HoNiSi polycrystal". In: *Acta Mater.* 193 (2020), pp. 210–220. DOI: [10.1016/j.actamat.2020.04.031](https://doi.org/10.1016/j.actamat.2020.04.031).
- [67] A. M. Döring, M. A. Rosa, M. C. Hemkemaier, P. A. P. Wendhausen, J. A. Lozano, J. R. B. Jr., and C. Da Silva Teixeira. "The diffusion process of La, Fe and Si through the $\text{La}(\text{Fe},\text{Si})_{13}$ phase - A Fick's 1st law based approach". In: *J. Alloys Compd.* 902 (2022), p. 163688. DOI: [10.1016/j.jallcom.2022.163688](https://doi.org/10.1016/j.jallcom.2022.163688).
- [68] M. Balli, S. Jandl, P. Fournier, and A. Kedous-Lebouc. "Advanced materials for magnetic cooling: Fundamentals and practical aspects". In: *Appl. Phys. Rev.* 4.2 (2017), p. 021305. DOI: [10.1063/1.4983612](https://doi.org/10.1063/1.4983612).
- [69] A. Smith, C. R. Bahl, R. Björk, K. Engelbrecht, K. K. Nielsen, and N. Pryds. "Materials challenges for high performance magnetocaloric refrigeration devices". In: *Adv. Energy Mater.* 2.11 (2012), pp. 1288–1318. DOI: [10.1002/aenm.201200167](https://doi.org/10.1002/aenm.201200167).
- [70] H. Zeng, Y. Wu, J. Zhang, C. Kuang, M. Yue, Y. Chen, and S. Zhou. "Magnetic, magnetocaloric and electrical properties in bulk nanocrystalline Gd metals". In: *Proceedings of the 8th Pacific Rim International Congress on Advanced Materials and Processing*. Ed. by F. Marquis. Cham: Springer International Publishing, 2016, pp. 1729–1736. ISBN: 978-3-319-48586-7. DOI: [10.1007/978-3-319-48764-9_217](https://doi.org/10.1007/978-3-319-48764-9_217).
- [71] N. K. Singh, P. Kumar, K. G. Suresh, A. K. Nigam, A. A. Coelho, and S. Gama. "Measurement of pressure effects on the magnetic and the magnetocaloric properties of the intermetallic compounds DyCo_2 and $\text{Er}(\text{Co}_{1-x}\text{Si}_x)_2$ ". In: *J. Condens. Matter Phys.* 19.3 (2007), p. 036213. DOI: [10.1088/0953-8984/19/3/036213](https://doi.org/10.1088/0953-8984/19/3/036213).
- [72] M. Balli, D. Fruchart, and D. Gignoux. "A study of magnetism and magnetocaloric effect in $\text{Ho}_{1-x}\text{Tb}_x\text{Co}_2$ compounds". In: *J. Magn. Magn. Mater.* 314.1 (2007), pp. 16–20. DOI: [10.1016/j.jmmm.2007.02.007](https://doi.org/10.1016/j.jmmm.2007.02.007).
- [73] N. K. Singh, K. G. Suresh, A. K. Nigam, and S. K. Malik. "Heat capacity and magnetoresistance in $\text{Dy}(\text{Co},\text{Si})_2$ compounds". In: *J. Appl. Phys.* 97.10 (2005), 10A301. DOI: [10.1063/1.1844932](https://doi.org/10.1063/1.1844932).
- [74] T. Tohei and H. Wada. "Change in the character of magnetocaloric effect with Ni substitution in $\text{Ho}(\text{Co}_{1-x}\text{Ni}_x)_2$ ". In: *J. Magn. Magn. Mater.* 280.1 (2004), pp. 101–107. DOI: [10.1016/j.jmmm.2004.02.026](https://doi.org/10.1016/j.jmmm.2004.02.026).
- [75] X. Q. Zheng, J. Chen, L. C. Wang, R. R. Wu, F. X. Hu, J. R. Sun, and B. G. Shen. "Magnetic properties and magnetocaloric effects of $\text{Gd}_x\text{Er}_{1-x}\text{Ga}$ ($0 \leq x \leq 1$) compounds". In: *J. Appl. Phys.* 115.17 (2014), 17A905. DOI: [10.1063/1.4854875](https://doi.org/10.1063/1.4854875).

- [76] X. Q. Zheng, J. Chen, J. Shen, H. Zhang, Z. Y. Xu, W. W. Gao, J. F. Wu, F. X. Hu, J. R. Sun, and B. G. Shen. "Large refrigerant capacity of RGa ($R = \text{Tb}$ and Dy) compounds". In: *J. Appl. Phys.* 111.7 (2012), 07A917. doi: [10.1063/1.3672842](https://doi.org/10.1063/1.3672842).
- [77] J. Chen, B. G. Shen, Q. Y. Dong, and J. R. Sun. "Giant magnetocaloric effect in HoGa compound over a large temperature span". In: *Solid State Commun.* 150.3-4 (2010), pp. 157–159. doi: [10.1016/j.ssc.2009.10.023](https://doi.org/10.1016/j.ssc.2009.10.023).
- [78] J. Chen, B. G. Shen, Q. Y. Dong, F. X. Hu, and J. R. Sun. "Large reversible magnetocaloric effect caused by two successive magnetic transitions in ErGa compound". In: *Appl. Phys. Lett.* 95.13 (2009), p. 132504. doi: [10.1063/1.3233925](https://doi.org/10.1063/1.3233925).
- [79] Z.-J. Mo, J. Shen, L.-Q. Yan, C.-C. Tang, J. Lin, J.-F. Wu, J.-R. Sun, L.-C. Wang, X.-Q. Zheng, and B.-G. Shen. "Low field induced giant magnetocaloric effect in TmGa compound". In: *Appl. Phys. Lett.* 103.5 (2013), p. 052409. doi: [10.1063/1.4816729](https://doi.org/10.1063/1.4816729).
- [80] H. Zhang, Y. J. Sun, E. Niu, L. H. Yang, J. Shen, F. X. Hu, J. R. Sun, and B. G. Shen. "Large magnetocaloric effects of RFeSi ($R = \text{Tb}$ and Dy) compounds for magnetic refrigeration in nitrogen and natural gas liquefaction". In: *Appl. Phys. Lett.* 103.20 (2013), p. 202412. doi: [10.1063/1.4832218](https://doi.org/10.1063/1.4832218).
- [81] Q. Y. Dong, B. G. Shen, J. Chen, J. Shen, and J. R. Sun. "Large reversible magnetocaloric effect in DyCuAl compound". In: *J. Appl. Phys.* 105.11 (2009), p. 113902. doi: [10.1063/1.3122598](https://doi.org/10.1063/1.3122598).
- [82] Z.-J. Mo, J. Shen, L.-Q. Yan, J.-F. Wu, L.-C. Wang, J. Lin, C.-C. Tang, and B.-G. Shen. "Low-field induced giant magnetocaloric effect in TmCuAl compound". In: *Appl. Phys. Lett.* 102.19 (2013), p. 192407. doi: [10.1063/1.4804576](https://doi.org/10.1063/1.4804576).
- [83] R. Rajivgandhi, J. Arout Chelvane, S. Quezado, S. K. Malik, and R. Nirmala. "Effect of rapid quenching on the magnetism and magnetocaloric effect of equiatomic rare earth intermetallic compounds RNi ($R = \text{Gd}$, Tb and Ho)". In: *J. Magn. Magn. Mater.* 433 (2017), pp. 169–177. doi: [10.1016/j.jmmm.2017.03.011](https://doi.org/10.1016/j.jmmm.2017.03.011).
- [84] R. Rajivgandhi, J. A. Chelvane, A. K. Nigam, J.-G. Park, S. K. Malik, and R. Nirmala. "Effect of microstructure and texture on the magnetic and magnetocaloric properties of the melt-spun rare earth intermetallic compound DyNi". In: *J. Magn. Magn. Mater.* 418 (2016), pp. 9–13. doi: [10.1016/j.jmmm.2016.02.052](https://doi.org/10.1016/j.jmmm.2016.02.052).
- [85] J. Kurian, M. R. Rahul, J. Arout Chelvane, A. V. Morozkin, A. K. Nigam, G. Phanikumar, and R. Nirmala. "Enhanced magnetocaloric effect in undercooled rare earth intermetallic compounds RNi ($R = \text{Gd}$, Ho and Er)". In: *J. Magn. Magn. Mater.* 499 (2020), p. 166302. doi: [10.1016/j.jmmm.2019.166302](https://doi.org/10.1016/j.jmmm.2019.166302).
- [86] Z. Han, D. Li, H. Meng, X. H. Liu, and Z. D. Zhang. "Magnetocaloric effect in terbium diboride". In: *J. Alloy. Compd.* 498.2 (2010), pp. 118–120. doi: [10.1016/j.jallcom.2010.03.154](https://doi.org/10.1016/j.jallcom.2010.03.154).
- [87] H. Meng, B. Li, Z. Han, Y. Zhang, X. Wang, and Z. Zhang. "Reversible magnetocaloric effect and refrigeration capacity enhanced by two successive magnetic transitions in DyB₂". In: *Sci. China Technol. Sci.* 55.2 (2012), pp. 501–504. doi: [10.1007/s11431-011-4684-6](https://doi.org/10.1007/s11431-011-4684-6).
- [88] Q. Zhang, J. H. Cho, J. Du, F. Yang, X. G. Liu, W. J. Feng, Y. J. Zhang, J. Li, and Z. D. Zhang. "Large reversible magnetocaloric effect in Tb₂In". In: *Solid State Commun.* 149.9-10 (2009), pp. 396–399. doi: [10.1016/j.ssc.2008.12.009](https://doi.org/10.1016/j.ssc.2008.12.009).
- [89] Q. Zhang, X. G. Liu, F. Yang, W. J. Feng, X. G. Zhao, D. J. Kang, and Z. D. Zhang. "Large reversible magnetocaloric effect in Dy₂In". In: *J. Phys. D Appl. Phys.* 42.5 (2009), p. 055011. doi: [10.1088/0022-3727/42/5/055011](https://doi.org/10.1088/0022-3727/42/5/055011).
- [90] Q. Zhang, J. H. Cho, B. Li, W. J. Hu, and Z. D. Zhang. "Magnetocaloric effect in Ho₂In over a wide temperature range". In: *Appl. Phys. Lett.* 94.18 (2009), p. 182501. doi: [10.1063/1.3130090](https://doi.org/10.1063/1.3130090).
- [91] H. Zhang, B. G. Shen, Z. Y. Xu, J. Chen, J. Shen, F. X. Hu, and J. R. Sun. "Large reversible magnetocaloric effect in Er₂In compound". In: *J. Alloys Compd.* 509.5 (2011), pp. 2602–2605. doi: [10.1016/j.jallcom.2010.11.108](https://doi.org/10.1016/j.jallcom.2010.11.108).
- [92] V. K. Pecharsky and K. A. Gschneidner. "Gd-Zn alloys as active magnetic regenerator materials for magnetic refrigeration". In: *Cryocoolers 10*. Ed. by R. G. Ross. Boston, MA: Springer US, 2002, pp. 629–637. ISBN: 978-0-306-46120-0. doi: [10.1007/0-306-47090-X_75](https://doi.org/10.1007/0-306-47090-X_75).
- [93] X. Wang, L. Wang, Q. Ma, G. Sun, Y. Zhang, and J. Cui. "Magnetic phase transitions and large magnetocaloric effects in equiatomic binary DyZn compound". In: *J. Alloy. Compd.* 694 (2017), pp. 613–616. doi: [10.1016/j.jallcom.2016.09.161](https://doi.org/10.1016/j.jallcom.2016.09.161).
- [94] L. Li, Y. Yuan, Y. Zhang, R. Pöttgen, and S. Zhou. "Magnetic phase transitions and large magnetic entropy change with a wide temperature span in HoZn". In: *J. Alloy. Compd.* 643 (2015), pp. 147–151. doi: [10.1016/j.jallcom.2015.04.146](https://doi.org/10.1016/j.jallcom.2015.04.146).
- [95] L. Li, Y. Yuan, C. Xu, Y. Qi, and S. Zhou. "Observation of large magnetocaloric effect in equiatomic binary compound ErZn". In: *AIP Adv.* 7.5 (2017), p. 056401. doi: [10.1063/1.4972796](https://doi.org/10.1063/1.4972796).
- [96] L. Li, Y. Yuan, Y. Zhang, T. Namiki, K. Nishimura, R. Pöttgen, and S. Zhou. "Giant low field magnetocaloric effect and field-induced metamagnetic transition in TmZn". In: *Appl. Phys. Lett.* 107.13 (2015), p. 132401. doi: [10.1063/1.4932058](https://doi.org/10.1063/1.4932058).
- [97] K. P. Shinde, S. H. Jang, J. W. Kim, D. S. Kim, M. Ranot, and K. C. Chung. "Magnetocaloric properties of TbN, DyN and HoN nanopowders prepared by the plasma arc discharge method". In: *Dalton trans.* 44.47 (2015), pp. 20386–20391. doi: [10.1039/c5dt03528g](https://doi.org/10.1039/c5dt03528g).
- [98] T. Nakagawa, T. Arakawa, K. Sako, N. Tomioka, T. A. Yamamoto, T. Kusunose, K. Niihara, K. Kamiya, and T. Numazawa. "Magnetocaloric effects of ferromagnetic erbium mononitride". In: *J. Alloy. Compd.* 408-412 (2006), pp. 191–195. doi: [10.1016/j.jallcom.2005.04.061](https://doi.org/10.1016/j.jallcom.2005.04.061).
- [99] J. Marcos, J. Fernández, B. Chevalier, J.-L. Bobet, and J. Etourneau. "Heat capacity and magnetocaloric effect in polycrystalline and amorphous GdMn₂". In: *J. Magn. Magn. Mater.* 272-276 (2004), pp. 579–580. doi: [10.1016/j.jmmm.2003.11.225](https://doi.org/10.1016/j.jmmm.2003.11.225).
- [100] W. Zuo, F. Hu, J. Sun, and B. Shen. "Large reversible magnetocaloric effect in RMn₂ ($R = \text{Tb}$, Dy , Ho , Er) compounds". In: *J. Alloy. Compd.* 575 (2013), pp. 162–167. doi: [10.1016/j.jallcom.2013.03.185](https://doi.org/10.1016/j.jallcom.2013.03.185).
- [101] V. K. Pecharsky, K. A. Gschneidner, S. Y. Dan'kov, and A. M. Tishin. "Magnetocaloric properties of Gd₃Al₂". In: *Cryocoolers 10*. Ed. by R. G. Ross. Boston, MA: Springer US, 2002, pp. 639–645. ISBN: 978-0-306-46120-0. doi: [10.1007/0-306-47090-X_76](https://doi.org/10.1007/0-306-47090-X_76).
- [102] H. Zhang, L. H. Yang, J. Y. Li, Z. Wang, E. Niu, R. M. Liu, Z. B. Li, F. X. Hu, J. R. Sun, and B. G. Shen. "Magnetic properties and magnetocaloric effect in Tb₃Al₂ compound". In: *J. Alloy. Compd.* 615 (2014), pp. 406–409. doi: [10.1016/j.jallcom.2014.06.209](https://doi.org/10.1016/j.jallcom.2014.06.209).
- [103] Y. Li, H. Zhang, T. Yan, K. Long, H. Wang, Y. Xue, C. Cheng, and H. Zhou. "Successive magnetic transitions and magnetocaloric effect in Dy₃Al₂ compound". In: *J. Alloy. Compd.* 651 (2015), pp. 278–282. doi: [10.1016/j.jallcom.2015.08.087](https://doi.org/10.1016/j.jallcom.2015.08.087).
- [104] H. Zhang, Z. Y. Xu, X. Q. Zheng, J. Shen, F. X. Hua, J. R. Sun, and B. G. Shen. "Giant magnetic refrigerant capacity in Ho₃Al₂ compound". In: *Solid State Commun.* 152.13 (2012), pp. 1127–1130. doi: [10.1016/j.ssc.2012.04.004](https://doi.org/10.1016/j.ssc.2012.04.004).
- [105] A. Provino, V. Smetana, D. Paudyal, K. A. Gschneidner, A.-V. Mudring, V. K. Pecharsky, P. Manfrinetti, and M. Putti. "Gd₃Ni₂ and Gd₃Co_xNi_{2-x}: magnetism and unexpected Co/Ni crystallographic ordering". In: *J. Mater. Chem. C* 4.25 (2016), pp. 6078–6089. doi: [10.1039/C6TC01035K](https://doi.org/10.1039/C6TC01035K).

- [106] A. Herrero, A. Oleaga, A. Provino, I. R. Aseguinolaza, A. Salazar, D. Peddis, and P. Manfrinetti. “Crystallographic, magnetic and magnetocaloric properties in novel intermetallic materials R_3CoNi ($R = Tb, Dy, Ho, Er, Tm, Lu$)”. In: *J. Alloy. Compd.* 865 (2021), p. 158948. DOI: [10.1016/j.jallcom.2021.158948](https://doi.org/10.1016/j.jallcom.2021.158948).
- [107] Q. Y. Dong, J. Chen, J. Shen, J. R. Sun, and B. G. Shen. “Magnetic properties and magnetocaloric effects in R_3Ni_2 ($R = Ho$ and Er) compounds”. In: *Appl. Phys. Lett.* 99.13 (2011), p. 132504. DOI: [10.1063/1.3643142](https://doi.org/10.1063/1.3643142).
- [108] Y. I. Spichkin, V. K. Pecharsky, and K. A. Gschneidner. “Preparation, crystal structure, magnetic and magnetothermal properties of $(Gd_xR_{5-x})Si_4$, where $R=Pr$ and Tb , alloys”. In: *J. Appl. Phys.* 89.3 (2001), pp. 1738–1745. DOI: [10.1063/1.1335821](https://doi.org/10.1063/1.1335821).
- [109] V. V. Ivchenko, V. K. Pecharsky, and K. A. Gschneidner. “Magnetothermal Properties of $Dy_5(Si_xGe_{1-x})_4$ Alloys”. In: *Advances in Cryogenic Engineering Materials*. Ed. by U. B. Balachandran, K. T. Hartwig, D. U. Gubser, and V. A. Bardos. Boston, MA: Springer US, 2000, pp. 405–412. ISBN: 978-1-4613-6926-4. DOI: [10.1007/978-1-4615-4293-3_52](https://doi.org/10.1007/978-1-4615-4293-3_52).
- [110] N. K. Singh, D. Paudyal, V. K. Pecharsky, and K. A. Gschneidner. “Magnetic and magnetothermodynamic properties of Ho_5Si_4 ”. In: *J. Appl. Phys.* 107.9 (2010), 09A921. DOI: [10.1063/1.3365515](https://doi.org/10.1063/1.3365515).
- [111] Z. Arnold, C. Magen, L. Morellon, P. A. Algarabel, J. Kamarad, M. R. Ibarra, V. K. Pecharsky, and K. A. Gschneidner. “Magnetocaloric effect of Er_5Si_4 under hydrostatic pressure”. In: *Phys. Rev. B* 79.14 (2009). DOI: [10.1103/PhysRevB.79.144430](https://doi.org/10.1103/PhysRevB.79.144430).
- [112] K. W. Zhou, Y. H. Zhuang, J. Q. Li, J. Q. Deng, and Q. M. Zhu. “Magnetocaloric effects in $(Gd_{1-x}Tb_x)Co_2$ ”. In: *Solid State Commun.* 137.5 (2006), pp. 275–277. DOI: [10.1016/j.ssc.2005.11.023](https://doi.org/10.1016/j.ssc.2005.11.023).
- [113] N. Duc, D. Kim Anh, and P. Brommer. “Metamagnetism, giant magnetoresistance and magnetocaloric effects in RCo_2 -based compounds in the vicinity of the Curie temperature”. In: *Phys. B: Condens. Matter* 319.1-4 (2002), pp. 1–8. DOI: [10.1016/S0921-4526\(02\)01099-2](https://doi.org/10.1016/S0921-4526(02)01099-2).
- [114] M. D. Kuz'min and A. M. Tishin. “Magnetocaloric effect Part 2: magnetocaloric effect in heavy rare earth metals and their alloys and application to magnetic refrigeration”. In: *Cryogenics* 33.9 (1993), pp. 868–882. DOI: [10.1016/0011-2275\(93\)90101-S](https://doi.org/10.1016/0011-2275(93)90101-S).
- [115] E. P. Nóbrega, N. A. d. Oliveira, P. J. v. Ranke, and A. Troper. “The magnetocaloric effect in R_5Si_4 ($R = Gd, Tb$): a Monte Carlo calculation”. In: *J. Condens. Matter Phys.* 18.4 (2006), pp. 1275–1283. DOI: [10.1088/0953-8984/18/4/013](https://doi.org/10.1088/0953-8984/18/4/013).
- [116] N. K. Singh, P. Kumar, K. G. Suresh, A. A. Coelho, S. Gama, and A. K. Nigam. “Effect of Tm substitution on the magnetic and magnetocaloric properties in the intermetallic compounds $(Tb_{1-x}Tm_x)Co_2$ ”. In: *J. Phys. D Appl. Phys.* 40.6 (2007), pp. 1620–1625. DOI: [10.1088/0022-3727/40/6/005](https://doi.org/10.1088/0022-3727/40/6/005).
- [117] H. Wada, Y. Tanabe, M. Shiga, H. Sugawara, and H. Sato. “Magnetocaloric effects of Laves phase $Er(Co_{1-x}Ni_x)_2$ compounds”. In: *J. Alloy. Compd.* 316.1-2 (2001), pp. 245–249. DOI: [10.1016/S0925-8388\(00\)01305-0](https://doi.org/10.1016/S0925-8388(00)01305-0).
- [118] J. Kaštil, P. Javorský, J. Kamarád, L. Diop, O. Isnard, and Z. Arnold. “Magnetic and magnetocaloric properties of partially disordered $RFeAl$ ($R = Gd, Tb$) intermetallic”. In: *Intermetallics* 54 (2014), pp. 15–19. DOI: [10.1016/j.intermet.2014.05.008](https://doi.org/10.1016/j.intermet.2014.05.008).
- [119] V. K. Pecharsky and K. A. Gschneidner. “Magnetocaloric effect from indirect measurements: Magnetization and heat capacity”. In: *J. Appl. Phys.* 86.1 (1999), pp. 565–575. DOI: [10.1063/1.370767](https://doi.org/10.1063/1.370767).
- [120] A. M. Tishin and Y. I. Spichkin. *The Magnetocaloric Effect and its Applications*. 1st Edition. Boca Raton, Florida, USA: CRC Press, 2003. ISBN: 9780429141379. DOI: [10.1201/9781420033373](https://doi.org/10.1201/9781420033373).
- [121] N. De Oliveira and P. Von Ranke. “Theoretical aspects of the magnetocaloric effect”. In: *Physics Reports* 489.4-5 (2010), pp. 89–159. DOI: [10.1016/j.physrep.2009.12.006](https://doi.org/10.1016/j.physrep.2009.12.006).
- [122] C. Kittel and P. McEuen. *Introduction to Solid State Physics*. John Wiley & Sons, 2018. ISBN: 9781119454168.
- [123] W. Liu, F. Scheibel, N. Fortunato, I. Dirba, T. Gottschall, H. Zhang, K. Skokov, and O. Gutfleisch. “Role of Debye temperature in achieving large adiabatic temperature changes at cryogenic temperatures: A case study on Pr_2In ”. In: *Phys. Rev. B* 109.14 (2024), p. L140407. DOI: [10.1103/PhysRevB.109.L140407](https://doi.org/10.1103/PhysRevB.109.L140407).
- [124] P. J. von Ranke, N. A. de Oliveira, M. V. Tovar Costa, E. P. Nóbrega, A. Caldas, and I. G. de Oliveira. “The influence of crystalline electric field on the magnetocaloric effect in the series RAI_2 ($R=Pr, Nd, Tb, Dy, Ho, Er$, and Tm)”. In: *J. Magn. Magn. Proceedings of the International Conference on Magnetism (ICM 2000)* 226-230 (2001), pp. 970–972. DOI: [10.1016/S0304-8853\(00\)01162-8](https://doi.org/10.1016/S0304-8853(00)01162-8). (Visited on 08/27/2023).
- [125] P. J. Von Ranke, E. P. Nóbrega, I. G. De Oliveira, A. M. Gomes, and R. S. Sarthour. “Influence of the crystalline electrical field on the magnetocaloric effect in the series RNi_2 ($R = Pr, Nd, Gd, Tb, Ho, Er$)”. In: *Phys. Rev. B* 63.18 (2001), p. 184406. DOI: [10.1103/PhysRevB.63.184406](https://doi.org/10.1103/PhysRevB.63.184406).
- [126] J. H. Belo, J. S. Amaral, A. M. Pereira, V. S. Amaral, and J. P. Araújo. “On the Curie temperature dependency of the magnetocaloric effect”. In: *Appl. Phys. Lett.* 100.24 (2012), p. 242407. DOI: [10.1063/1.4726110](https://doi.org/10.1063/1.4726110).
- [127] J. Lyubina, M. D. Kuz'min, K. Nenkov, O. Gutfleisch, M. Richter, D. L. Schlögl, T. A. Lograsso, and K. A. Gschneidner. “Magnetic field dependence of the maximum magnetic entropy change”. In: *Phys. Rev. B* 83.1 (2011), p. 012403. DOI: [10.1103/PhysRevB.83.012403](https://doi.org/10.1103/PhysRevB.83.012403).
- [128] M. D. Kuz'min, K. P. Skokov, D. Y. Karpenkov, J. D. Moore, M. Richter, and O. Gutfleisch. “Magnetic field dependence of the maximum adiabatic temperature change”. In: *Appl. Phys. Lett.* 99.1 (2011), p. 012501. DOI: [10.1063/1.3607279](https://doi.org/10.1063/1.3607279).
- [129] T. Gottschall, M. D. Kuz'min, K. P. Skokov, Y. Skourski, M. Fries, O. Gutfleisch, M. G. Zavareh, D. L. Schlögl, Y. Mudryk, V. Pecharsky, and J. Wosnitza. “Magnetocaloric effect of gadolinium in high magnetic fields”. In: *Phys. Rev. B* 99.13 (2019), p. 134429. DOI: [10.1103/PhysRevB.99.134429](https://doi.org/10.1103/PhysRevB.99.134429).
- [130] H. Oesterreicher and F. T. Parker. “Magnetic cooling near Curie temperatures above 300 K”. In: *J. Appl. Phys.* 55.12 (1984), pp. 4334–4338. DOI: [10.1063/1.333046](https://doi.org/10.1063/1.333046).
- [131] M. Khan, K. A. Gschneidner, and V. K. Pecharsky. “Magnetocaloric effects in $Er_{1-x}Tb_xAl_2$ alloys”. In: *J. Appl. Phys.* 107.9 (2010), 09A904. DOI: [10.1063/1.3335590](https://doi.org/10.1063/1.3335590).
- [132] J. Ćwik, Y. Koshkid'ko, M. Małecka, B. Weise, M. Krautz, A. Mikhailova, and N. Kolchugina. “Magnetocaloric prospects of mutual substitutions of rare-earth elements in pseudobinary $Tb_{1-x}Ho_xNi_2$ compositions ($x = 0.25-0.75$)”. In: *J. Alloys Compd.* 886 (2021), p. 161295. DOI: [10.1016/j.jallcom.2021.161295](https://doi.org/10.1016/j.jallcom.2021.161295).
- [133] Y. Zhang, J. Ying, X. Gao, Z. Mo, J. Shen, and L. Li. “Exploration of the rare-earth cobalt nickel-based magnetocaloric materials for hydrogen liquefaction”. In: *J. Mater. Sci. Technol.* 159 (2023), pp. 163–169. DOI: [10.1016/j.jmst.2023.04.001](https://doi.org/10.1016/j.jmst.2023.04.001).
- [134] Y. Zhu, K. Asamoto, Y. Nishimura, T. Kouen, S. Abe, K. Matsumoto, and T. Numazawa. “Magnetocaloric effect of $(Er_xR_{1-x})Co_2$ ($R=Ho, Dy$) for magnetic refrigeration between 20 and 80K”. In: *Cryogenics* 51.9 (2011), pp. 494–498. DOI: [10.1016/j.cryogenics.2011.06.004](https://doi.org/10.1016/j.cryogenics.2011.06.004).
- [135] P. B. de Castro, K. Terashima, T. D. Yamamoto, S. Iwasaki, A. T. Saito, R. Matsumoto, S. Adachi, Y. Saito, M. ElMassalami, H. Takeya, and Y. Takano. “Enhancement of giant refrigerant capacity in $Ho_{1-x}Gd_xB_2$ alloys ($0.1 \leq x \leq 0.4$)”. In: *J. Alloys Compd.* (2021), p. 158881. DOI: [10.1016/j.jallcom.2021.158881](https://doi.org/10.1016/j.jallcom.2021.158881).

- [136] G. Y. Lu, Y. S. Du, X. F. Wu, L. Ma, L. Li, G. Cheng, J. Wang, J. T. Zhao, and G. H. Rao. "Effect of Cu substitution on the type of magnetic phase transition and magnetocaloric effect in the $\text{ErCo}_{2-x}\text{Cu}_x$ compounds". In: *J. Alloys Compd.* 906 (2022), p. 164343. DOI: [10.1016/j.jallcom.2022.164343](https://doi.org/10.1016/j.jallcom.2022.164343).
- [137] X. Tang, H. Sepehri-Amin, N. Terada, A. Martin-Cid, I. Kurniawan, S. Kobayashi, Y. Kotani, H. Takeya, J. Lai, Y. Matsushita, T. Ohkubo, Y. Miura, T. Nakamura, and K. Hono. "Magnetic refrigeration material operating at a full temperature range required for hydrogen liquefaction". In: *Nat. Commun.* 13.1 (2022), p. 1817. DOI: [10.1038/s41467-022-29340-2](https://doi.org/10.1038/s41467-022-29340-2).
- [138] I. S. Tereshina, A. Karpenkov, A. A. Kurganskaya, V. B. Chzhan, S. A. Lushnikov, V. N. Verbetsky, E. S. Kozlyakova, and A. N. Vasiliev. "Effects of composition variation and hydrogenation on magnetocaloric properties of the $(\text{Gd}_{1-x}\text{Tb}_x)\text{Ni}$ ($x = 0.1; 0.9$) compounds". In: *J. Magn. Magn.* 574 (2023), p. 170693. DOI: [10.1016/j.jmmm.2023.170693](https://doi.org/10.1016/j.jmmm.2023.170693).
- [139] G. Politova, I. Tereshina, I. Ovchenkova, A.-R. Aleroev, Y. Koshkid'ko, J. Ćwik, and H. Drulis. "Investigation of Magnetocaloric Properties in the $\text{TbCo}_2\text{-H}$ System". In: *Crystals* 12.12 (2022), p. 1783. DOI: [10.3390/cryst12121783](https://doi.org/10.3390/cryst12121783).
- [140] V. B. Chzhan, I. S. Tereshina, A. A. Kurganskaya, S. A. Lushnikov, V. N. Verbetsky, and E. A. Tereshina-Chitrova. "New Magnetic Materials Based on RNi Compounds for Cryogenic Technology". In: *Tech. Phys. Lett.* 46.3 (2020), pp. 303–306. DOI: [10.1134/S1063785020030189](https://doi.org/10.1134/S1063785020030189).
- [141] V. B. Chzhan, A. A. Kurganskaya, I. S. Tereshina, A. Y. Karpenkov, I. A. Ovchenkova, E. A. Tereshina-Chitrova, A. V. Andreev, D. I. Gorbunov, S. A. Lushnikov, and V. N. Verbetsky. "Influence of interstitial and substitutional atoms on magnetocaloric effects in RNi compounds". In: *Mater. Chem. Phys.* 264 (2021), p. 124455. DOI: [10.1016/j.matchemphys.2021.124455](https://doi.org/10.1016/j.matchemphys.2021.124455).
- [142] S. A. Lushnikov, I. S. Tereshina, and V. N. Verbetskii. "Magnetic Properties of Hydrides of $\text{RNi}_{1-x}\text{Si}_x$ Compounds ($\text{R} = \text{Dy}, \text{Gd}, x = 0.05, 0.02$)". In: *Phys. Solid State* 60.12 (2018), pp. 2517–2523. DOI: [10.1134/S1063783419010153](https://doi.org/10.1134/S1063783419010153).
- [143] A. I. Smarzhvskaya, W. Iwasieczko, V. N. Verbetsky, and S. A. Nikitin. "New magnetocaloric material based on $\text{GdNiH}_{3.2}$ hydride for application in cryogenic devices". In: *physica status solidi c* 11.5-6 (2014), pp. 1102–1105. DOI: [10.1002/pssc.201300728](https://doi.org/10.1002/pssc.201300728).
- [144] A. I. Smarzhvskaya, S. A. Nikitin, V. N. Verbetsky, W. Iwasieczko, and A. N. Golovanov. "The Magnetocaloric Effect and Magnetic Transitions in Hydride Compounds: $\text{GdNiH}_{3.2}$ and $\text{TbNiH}_{3.4}$ ". In: *Solid State Phenomena* 233-234 (2015), pp. 243–246. DOI: [10.4028/www.scientific.net/SSP.233-234.243](https://doi.org/10.4028/www.scientific.net/SSP.233-234.243).
- [145] A. A. Yaroshevsky. "Abundances of chemical elements in the Earth's crust". In: *Geochemistry International* 44.1 (2006), pp. 48–55. DOI: [10.1134/S001670290601006X](https://doi.org/10.1134/S001670290601006X).
- [146] *Critical materials for the energy transition: rare earth elements*. en. May 2022. URL: <https://www.irena.org/Technical-Papers/Critical-Materials-For-The-Energy-Transition-Rare-Earth-elements> (visited on 08/18/2023).
- [147] *Mineral commodity summaries 2022*. en. Tech. rep. 2022. DOI: [10.3133/mcs2022](https://doi.org/10.3133/mcs2022). URL: <http://pubs.er.usgs.gov/publication/mcs2022> (visited on 08/18/2023).
- [148] A. Fujita, S. Fujieda, Y. Hasegawa, and K. Fukamichi. "Itinerant-electron metamagnetic transition and large magnetocaloric effects in $\text{La}(\text{Fe}_x\text{Si}_{1-x})_{13}$ compounds and their hydrides". In: *Phys. Rev. B* 67.10 (2003), p. 104416. DOI: [10.1103/PhysRevB.67.104416](https://doi.org/10.1103/PhysRevB.67.104416).
- [149] M. Krautz, K. Skokov, T. Gottschall, C. S. Teixeira, A. Waske, J. Liu, L. Schultz, and O. Gutfleisch. "Systematic investigation of Mn substituted $\text{La}(\text{Fe},\text{Si})_{13}$ alloys and their hydrides for room-temperature magnetocaloric application". In: *J. Alloy. Compd.* 598 (2014), pp. 27–32. DOI: [10.1016/j.jallcom.2014.02.015](https://doi.org/10.1016/j.jallcom.2014.02.015). (Visited on 11/26/2023).
- [150] R. Gauß, C. Burkhardt, F. Carencotte, M. Gasparon, O. Gutfleisch, I. Higgins, M. Karajić, A. Klossek, M. Mäkinen, B. Schäfer, et al. *Rare earth magnets and motors: a european call for action*. Berlin, 2021. URL: <https://fdocuments.net/document/rare-earth-magnets-and-motors-a-european-call-for-action.html> (visited on 10/20/2023).
- [151] Q. Zhang, R. Gao, L. Cui, L. Wang, C. Fu, Z. Xu, Z. Mo, W. Cai, G. Chen, and X. Deng. "Magnetic properties and magnetocaloric effect of the compound NdSi ". In: *Phys. B: Condens. Matter* 456 (2015), pp. 258–260. DOI: [10.1016/j.physb.2014.09.008](https://doi.org/10.1016/j.physb.2014.09.008).
- [152] P. L. Dong, L. Ma, J. C. Xiong, T. Y. Chen, S. F. Lu, and L. Li. "Effect of Dy addition on magnetocaloric effect in PrCo_2 compound". In: *Materials Research Express* 6.12 (2019), p. 126102. DOI: [10.1088/2053-1591/ab455c](https://doi.org/10.1088/2053-1591/ab455c).
- [153] L.-C. Wang and B.-G. Shen. "Magnetic properties and magnetocaloric effects of PrSi ". In: *Rare Metals* 33.3 (2014), pp. 239–243. DOI: [10.1007/s12598-014-0310-7](https://doi.org/10.1007/s12598-014-0310-7).
- [154] Q. Zhang, R. Gao, L. Cui, L. Wang, C. Fu, Z. Xu, Z. Mo, W. Cai, G. Chen, and X. Deng. "Magnetic properties and magnetocaloric effect of the compound NdSi ". In: *Physica B: Condensed Matter* 456 (2015), pp. 258–260. DOI: [10.1016/j.physb.2014.09.008](https://doi.org/10.1016/j.physb.2014.09.008).
- [155] X. Q. Zheng, J. Chen, Z. Y. Xu, Z. J. Mo, F. X. Hu, J. R. Sun, and B. G. Shen. "Nearly constant magnetic entropy change and adiabatic temperature change in PrGa compound". In: *J. Appl. Phys.* 115.17 (2014), 17A938. DOI: [10.1063/1.4868203](https://doi.org/10.1063/1.4868203).
- [156] X. Q. Zheng, J. W. Xu, S. H. Shao, H. Zhang, J. Y. Zhang, S. G. Wang, Z. Y. Xu, L. C. Wang, J. Chen, and B. G. Shen. "Large magnetocaloric effect of NdGa compound due to successive magnetic transitions". In: *AIP Adv.* 8.5 (2018), p. 056425. DOI: [10.1063/1.5006506](https://doi.org/10.1063/1.5006506).
- [157] L. C. Wang, Q. Y. Dong, J. Lu, X. P. Shao, Z. J. Mo, Z. Y. Xu, J. R. Sun, F. X. Hu, and B. G. Shen. "Low-temperature large magnetocaloric effect in the antiferromagnetic CeSi compound". In: *J. Alloys. Compd.* 587 (2014), pp. 10–13. DOI: [10.1016/j.jallcom.2013.10.183](https://doi.org/10.1016/j.jallcom.2013.10.183).
- [158] L. S. Paixão, G. Rangel, E. O. Usuda, W. Imamura, J. Tedesco, J. C. Patiño, A. M. Gomes, C. S. Alves, and A. Carvalho. "Magnetic and magnetocaloric properties of $(\text{Gd},\text{Nd})_5\text{Si}_4$ compounds". In: *J. Magn. Magn.* 493 (2020), p. 165693. DOI: [10.1016/j.jmmm.2019.165693](https://doi.org/10.1016/j.jmmm.2019.165693).
- [159] E. J. R. Plaza, V. S. R. de Sousa, P. J. v. Ranke, A. M. Gomes, D. L. Rocco, J. V. Leitão, and M. S. Reis. "A comparative study of the magnetocaloric effect in RNi_2 ($\text{R}=\text{Nd},\text{Gd},\text{Tb}$) intermetallic compounds". In: *J. Appl. Phys.* 105.1 (2009), p. 013903. DOI: [10.1063/1.3054178](https://doi.org/10.1063/1.3054178).
- [160] L. Li, D. Huo, Z. Qian, and K. Nishimura. "A comparative study of the magnetic properties and magnetic entropy change in RCO_2B_2 ($\text{R} = \text{Pr}, \text{Nd}$ and Gd) compounds". In: *J. Phys. Conf. Ser.* 263 (2011), p. 012017. DOI: [10.1088/1742-6596/263/1/012017](https://doi.org/10.1088/1742-6596/263/1/012017).
- [161] L. Li and K. Nishimura. "Magnetic properties and magnetocaloric effect in NdCo_2B_2 compound". In: *J. Phys. D Appl. Phys.* 42.14 (2009), p. 145003. DOI: [10.1088/0022-3727/42/14/145003](https://doi.org/10.1088/0022-3727/42/14/145003).
- [162] Y. Ma, X. Dong, Y. Qi, and L. Li. "Investigation of the magnetic and magnetocaloric properties in metamagnetic REFe_2Si_2 ($\text{RE} = \text{Pr}$ and Nd) compounds". In: *J. Magn. Magn.* 471 (2019), pp. 25–29. DOI: [10.1016/j.jmmm.2018.09.056](https://doi.org/10.1016/j.jmmm.2018.09.056).

- [163] A. O. Pecharsky, Y. Mozharivskyj, K. W. Dennis, K. A. Gschneidner, R. W. McCallum, G. J. Miller, and V. K. Pecharsky. "Preparation, crystal structure, heat capacity, magnetism, and the magnetocaloric effect of $\text{Pr}_5\text{Ni}_{1.9}\text{Si}_3$ and PrNi ". In: *J. Phys. D Appl. Phys.* 68.13 (2003). DOI: [10.1103/PhysRevB.68.134452](https://doi.org/10.1103/PhysRevB.68.134452).
- [164] M. Lyu, Z. Wang, K. Ramesh Kumar, H. Zhao, J. Xiang, and P. Sun. "Large anisotropic magnetocaloric effect in ferromagnetic semimetal PrAlSi ". In: *J. Appl. Phys.* 127.19 (2020), p. 193903. DOI: [10.1063/5.0007217](https://doi.org/10.1063/5.0007217).
- [165] A. Murtaza, W. Zuo, M. Yaseen, A. Ghani, A. Saeed, C. Hao, J. Mi, Y. Li, T. Chang, L. Wang, C. Zhou, Y. Wang, Y. Zhang, S. Yang, and Y. Ren. "Magnetocaloric effect in the vicinity of the magnetic phase transition in $\text{NdCo}_{2-x}\text{Fe}_x$ compounds". In: *Phys. Rev. B* 101.21 (2020), p. 214427. DOI: [10.1103/PhysRevB.101.214427](https://doi.org/10.1103/PhysRevB.101.214427).
- [166] K. Synoradzki, P. Skokowski, Ł. Frąckowiak, M. Koterlyn, and T. Toliński. "Magnetocaloric properties in cryogenic temperature range of ferromagnetic $\text{CeSi}_{1.3}\text{Ga}_{0.7}$ alloy". In: *J. Magn. Magn.* 547 (2022), p. 168886. DOI: [10.1016/j.jmmm.2021.168886](https://doi.org/10.1016/j.jmmm.2021.168886).
- [167] R. D. Dos Reis, L. M. Da Silva, A. O. Dos Santos, A. M. N. Medina, L. P. Cardoso, and F. G. Gandra. "Study of the magnetocaloric properties of the antiferromagnetic compounds RGa_2 ($\text{R} = \text{Ce}, \text{Pr}, \text{Nd}, \text{Dy}, \text{Ho}$ and Er)". In: *J. Phys. Condens. Matter* 48 (2010), p. 486002. DOI: [10.1088/0953-8984/22/48/486002](https://doi.org/10.1088/0953-8984/22/48/486002).
- [168] P. Kumar, K. G. Suresh, and A. K. Nigam. "Magnetism, heat capacity, magnetocaloric effect and magneto-transport in R_2Al ($\text{R} = \text{Nd}, \text{Gd}, \text{Tb}$) compounds". In: *J. Phys. D: Appl. Phys.* 41.10 (2008), p. 105007. DOI: [10.1088/0022-3727/41/10/105007](https://doi.org/10.1088/0022-3727/41/10/105007). (Visited on 02/06/2024).
- [169] A. M. G. Carvalho, J. C. P. Campoy, A. A. Coelho, E. J. R. Plaza, S. Gama, and P. J. Von Ranke. "Experimental and theoretical analyses of PrAl_2 and NdAl_2 composite for use as an active magnetic regenerator". In: *Journal of Applied Physics* 97.8 (Apr. 2005), p. 083905. DOI: [10.1063/1.1876575](https://doi.org/10.1063/1.1876575). (Visited on 02/23/2024).
- [170] W. Chen, L. Ma, M. He, P. Dong, Z. Li, W. Zhu, Q. Yao, L. Li, X. Li, C. Yin, and G. Rao. "High magnetic entropy change of $\text{Pr}_{1-x}\text{Dy}_x\text{Ni}_2$ compounds with second-order magnetic phase transition". In: *J. Mater. Sci.: Mater. Electron.* 33.9 (2022), pp. 6555–6562. DOI: [10.1007/s10854-022-07830-9](https://doi.org/10.1007/s10854-022-07830-9).
- [171] N. V. Baranov, A. V. Proshkin, C. Czernasty, M. Meißner, A. Podlesnyak, and S. M. Podgornykh. "Butterflylike specific heat, magnetocaloric effect, and itinerant metamagnetism in $(\text{Er}, \text{Y})\text{Co}_2$ compounds". In: *Phys. Rev. B* 79.18 (2009). DOI: [10.1103/PhysRevB.79.184420](https://doi.org/10.1103/PhysRevB.79.184420).
- [172] M. Parra-Borderías, F. Bartolomé, J. Herrero-Albillos, and L. M. García. "Detailed discrimination of the order of magnetic transitions and magnetocaloric effect in pure and pseudobinary Co Laves phases". In: *J. Alloys. Compd.* 481.1-2 (2009), pp. 48–56. DOI: [10.1016/j.jallcom.2009.03.106](https://doi.org/10.1016/j.jallcom.2009.03.106).
- [173] W. Swift and W. Wallace. "Magnetic characteristics of laves phase compounds containing two lanthanides with aluminum". In: *J. Phys. Chem. Solids* 29.11 (1968), pp. 2053–2061. DOI: [10.1016/0022-3697\(68\)90055-3](https://doi.org/10.1016/0022-3697(68)90055-3). (Visited on 02/23/2024).
- [174] A. K. Pathak, D. Paudyal, W. T. Jayasekara, S. Calder, A. Kreyssig, A. I. Goldman, K. A. Gschneidner, and V. K. Pecharsky. "Unexpected magnetism, Griffiths phase, and exchange bias in the mixed lanthanide $\text{Pr}_{0.6}\text{Er}_{0.4}\text{Al}_2$ ". In: *Phys. Rev. B* 89.22 (2014), p. 224411. DOI: [10.1103/PhysRevB.89.224411](https://doi.org/10.1103/PhysRevB.89.224411).
- [175] T. J. Del Rose, Y. Mudryk, D. Haskel, A. K. Pathak, and V. K. Pecharsky. "Origins of magnetic memory and strong exchange bias bordering magnetic compensation in mixed-lanthanide systems". In: *Phys. Rev. Mater.* 6.4 (2022), p. 044413. DOI: [10.1103/PhysRevMaterials.6.044413](https://doi.org/10.1103/PhysRevMaterials.6.044413).
- [176] W. Liu, F. Scheibel, T. Gottschall, E. Bykov, I. Dirba, K. Skokov, and O. Gutfleisch. "Large magnetic entropy change in Nd_2In near the boiling temperature of natural gas". In: *Appl. Phys. Lett.* 119.2 (2021), p. 022408. DOI: [10.1063/5.0054959](https://doi.org/10.1063/5.0054959).
- [177] A. Biswas, N. A. Zarkevich, A. K. Pathak, O. Dolotko, I. Z. Hlova, A. V. Smirnov, Y. Mudryk, D. D. Johnson, and V. K. Pecharsky. "First-order magnetic phase transition in Pr_2In with negligible thermomagnetic hysteresis". In: *Phys. Rev. B* 101.22 (2020), p. 224402. DOI: [10.1103/PhysRevB.101.224402](https://doi.org/10.1103/PhysRevB.101.224402).
- [178] A. Biswas, R. K. Chouhan, A. Thayer, Y. Mudryk, I. Z. Hlova, O. Dolotko, and V. K. Pecharsky. "Unusual first-order magnetic phase transition and large magnetocaloric effect in Nd_2In ". In: *Phys. Rev. Mater.* 6.11 (2022), p. 114406. DOI: [10.1103/PhysRevMaterials.6.114406](https://doi.org/10.1103/PhysRevMaterials.6.114406).
- [179] A. Biswas, R. K. Chouhan, O. Dolotko, A. Thayer, S. Lapidus, Y. Mudryk, and V. K. Pecharsky. "Correlating Crystallography, Magnetism, and Electronic Structure Across An hysteretic First-Order Phase Transition in Pr_2In ". In: *ECS J. Solid. State Sci. Technol.* 11.4 (2022), p. 043005. DOI: [10.1149/2162-8777/ac611d](https://doi.org/10.1149/2162-8777/ac611d).
- [180] F. Guillou, A. K. Pathak, D. Paudyal, Y. Mudryk, F. Wilhelm, A. Rogalev, and V. K. Pecharsky. "Non-hysteretic first-order phase transition with large latent heat and giant low-field magnetocaloric effect". In: *Nat. Commun.* 9.1 (2018), p. 2925. DOI: [10.1038/s41467-018-05268-4](https://doi.org/10.1038/s41467-018-05268-4).
- [181] M. F. Md Din, J. L. Wang, S. J. Campbell, R. Zeng, W. D. Hutchison, M. Avdeev, S. J. Kennedy, and S. X. Dou. "Magnetic properties and magnetocaloric effect of $\text{NdMn}_{2-x}\text{Ti}_x\text{Si}_2$ compounds". In: *J. Phys. D Appl.* 46.44 (2013), p. 445002. DOI: [10.1088/0022-3727/46/44/445002](https://doi.org/10.1088/0022-3727/46/44/445002).
- [182] M. F. Md Din, J. L. Wang, M. Avdeev, Q. F. Gu, R. Zeng, S. J. Campbell, S. J. Kennedy, and S. X. Dou. "Magnetic properties and magnetocaloric effect of $\text{NdMn}_{2-x}\text{Cu}_x\text{Si}_2$ compounds". In: *J. Appl. Phys.* 115.17 (2014), 17A921. DOI: [10.1063/1.4864249](https://doi.org/10.1063/1.4864249).
- [183] M. F. Md Din, J. L. Wang, S. J. Campbell, A. J. Studer, M. Avdeev, S. J. Kennedy, Q. F. Gu, R. Zeng, and S. X. Dou. "Magnetic phase transitions and entropy change in layered $\text{NdMn}_{1.7}\text{Cr}_{0.3}\text{Si}_2$ ". In: *Appl. Phys. Lett.* 104.4 (2014), p. 042401. DOI: [10.1063/1.4863230](https://doi.org/10.1063/1.4863230).
- [184] M. M. Din, J. Wang, R. Zeng, S. Kennedy, S. Campbell, and S. Dou. "Magnetic Properties and Magnetocaloric Effect in Layered $\text{MnMn}_{1.9}\text{V}_{0.1}\text{Si}_2$ ". In: *EPJ Web of Conferences* 75 (2014). Ed. by D. Niarchos, G. Hadjipanayis, and O. Kalogirou, p. 04001. ISSN: 2100-014X. DOI: [10.1051/epjconf/20147504001](https://doi.org/10.1051/epjconf/20147504001).
- [185] M. K. Chattopadhyay, M. A. Manekar, and S. B. Roy. "Magnetocaloric effect in CeFe_2 and Ru -doped CeFe_2 alloys". In: *J. Appl. Phys.* 39.6 (2006), pp. 1006–1011. DOI: [10.1088/0022-3727/39/6/002](https://doi.org/10.1088/0022-3727/39/6/002).
- [186] E. Mendive-Tapia, D. Paudyal, L. Petit, and J. B. Staunton. "First-order ferromagnetic transitions of lanthanide local moments in divalent compounds: An itinerant electron positive feedback mechanism and Fermi surface topological change". In: *Phys. Rev. B* 101.17 (2020). DOI: [10.1103/PhysRevB.101.174437](https://doi.org/10.1103/PhysRevB.101.174437).
- [187] W. Cui, G. Yao, S. Sun, Q. Wang, J. Zhu, and S. Yang. "Unconventional metamagnetic phase transition in R_2In ($\text{R} = \text{Nd}, \text{Pr}$) with lambda-like specific heat and nonhysteresis". In: *J. Mater. Sci. Technol.* 101 (2022), pp. 80–84. DOI: [10.1016/j.jmst.2021.05.055](https://doi.org/10.1016/j.jmst.2021.05.055).
- [188] L. V. B. Diop and O. Isnard. "Inverse and normal magnetocaloric effects in $\text{LaFe}_{12}\text{B}_6$ ". In: *J. Appl. Phys.* 119.21 (2016), p. 213904. DOI: [10.1063/1.4953235](https://doi.org/10.1063/1.4953235).
- [189] Z. Ma, X. Dong, Z. Zhang, and L. Li. "Achievement of promising cryogenic magnetocaloric performances in $\text{La}_{1-x}\text{Pr}_x\text{Fe}_{12}\text{B}_6$ compounds". In: *J. Mater. Sci. Technol.* 92 (2021), pp. 138–142. DOI: [10.1016/j.jmst.2021.02.055](https://doi.org/10.1016/j.jmst.2021.02.055).

- [190] J. Lai, H. Sepehri-Amin, X. Tang, J. Li, Y. Matsushita, T. Ohkubo, A. T. Saito, and K. Hono. "Reduction of hysteresis in $(\text{La}_{1-x}\text{Ce}_x)(\text{Mn}_z\text{Fe}_{11.4-z}\text{Si}_{1.6})$ magnetocaloric compounds for cryogenic magnetic refrigeration". In: *Acta Mater.* 220 (2021), p. 117286. DOI: [10.1016/j.actamat.2021.117286](https://doi.org/10.1016/j.actamat.2021.117286).
- [191] X. Chen, Y. Mudryk, A. K. Pathak, and V. K. Pecharsky. "Enhancing ferromagnetism in the kinetically arrested $\text{LaFe}_{12}\text{B}_6$ by partial La/Nd substitution". In: *J. Alloys Compd.* 884 (2021), p. 161115. DOI: [10.1016/j.jallcom.2021.161115](https://doi.org/10.1016/j.jallcom.2021.161115).
- [192] D. Benke, M. Fries, M. Specht, J. Wortmann, M. Pabst, T. Gottschall, I. Radulov, K. Skokov, A. I. Bevan, D. Proserpi, C. O. Tudor, P. Afiunoy, M. Zakotnik, and O. Gutfleisch. "Magnetic Refrigeration with Recycled Permanent Magnets and Free Rare-Earth Magnetocaloric La-Fe-Si". In: *Energy Technology* 8.7 (2020), p. 1901025. DOI: [10.1002/ente.201901025](https://doi.org/10.1002/ente.201901025).
- [193] L. M. Moreno-Ramírez, C. Romero-Muñiz, J. Y. Law, V. Franco, A. Conde, I. A. Radulov, F. Maccari, K. P. Skokov, and O. Gutfleisch. "The role of Ni in modifying the order of the phase transition of $\text{La}(\text{Fe},\text{Ni},\text{Si})_{13}$ ". en. In: *Acta Mater.* 160 (2018), pp. 137–146. DOI: [10.1016/j.actamat.2018.08.054](https://doi.org/10.1016/j.actamat.2018.08.054). (Visited on 11/26/2023).
- [194] L. M. Moreno-Ramírez, C. Romero-Muñiz, J. Y. Law, V. Franco, A. Conde, I. A. Radulov, F. Maccari, K. P. Skokov, and O. Gutfleisch. "Tunable first order transition in $\text{La}(\text{Fe},\text{Cr},\text{Si})_{13}$ compounds: Retaining magnetocaloric response despite a magnetic moment reduction". In: *Acta Mater.* 175 (2019), pp. 406–414. DOI: [10.1016/j.actamat.2019.06.022](https://doi.org/10.1016/j.actamat.2019.06.022).
- [195] A. Terwey, M. E. Gruner, W. Keune, J. Landers, S. Salamon, B. Eggert, K. Ollefs, V. Brabänder, I. Radulov, K. Skokov, T. Fasje, M. Y. Hu, J. Zhao, E. E. Alp, C. Giacobbe, O. Gutfleisch, and H. Wende. "Influence of hydrogenation on the vibrational density of states of magnetocaloric $\text{LaFe}_{11.4}\text{Si}_{1.6}\text{H}_{1.6}$ ". In: *Phys. Rev. B* 101.6 (2020), p. 064415. DOI: [10.1103/PhysRevB.101.064415](https://doi.org/10.1103/PhysRevB.101.064415).
- [196] V. K. Pecharsky and K. A. Gschneidner. "Tunable magnetic regenerator alloys with a giant magnetocaloric effect for magnetic refrigeration from ~ 20 to ~ 290 K". In: *Appl. Phys. Lett.* 70.24 (1997), pp. 3299–3301. DOI: [10.1063/1.119206](https://doi.org/10.1063/1.119206).
- [197] K. Gschneidner, V. Pecharsky, A. Pecharsky, V. Ivchenko, and E. Levin. "The nonpareil $\text{R}_5(\text{Si}_x\text{Ge}_{1-x})_4$ ". In: *J. Alloys Compd.* 303-304 (2000), pp. 214–222. DOI: [10.1016/S0925-8388\(00\)00747-7](https://doi.org/10.1016/S0925-8388(00)00747-7).
- [198] Z. Arnold, Y. Skorokhod, J. Kamarad, C. Magen, and P. A. Algarabel. "Pressure effect on phase transitions and magnetocaloric effect in Gd_5Ge_4 ". In: *J. Appl. Phys.* 105.7 (2009), 07A934. DOI: [10.1063/1.3070661](https://doi.org/10.1063/1.3070661).
- [199] J. D. Zou, J. Liu, Y. Mudryk, V. K. Pecharsky, and K. A. Gschneidner. "Ferromagnetic ordering and Griffiths-like phase behavior in $\text{Gd}_5\text{Ge}_{3.9}\text{Al}_{0.1}$ ". In: *J. Appl. Phys.* 114.6 (2013), p. 063904. DOI: [10.1063/1.4817956](https://doi.org/10.1063/1.4817956).
- [200] A. S. Chernyshov, Y. S. Mudryk, V. K. Pecharsky, and K. A. Gschneidner. "Structural and magnetothermal properties of the $\text{Gd}_5\text{Sb}_x\text{Ge}_{4-x}$ system". In: *J. Appl. Phys.* 99.8 (2006), 08Q102. DOI: [10.1063/1.2150811](https://doi.org/10.1063/1.2150811).
- [201] Y. Mudryk, D. Paudyal, J. Liu, and V. K. Pecharsky. "Enhancing Magnetic Functionality with Scandium: Breaking Stereotypes in the Design of Rare Earth Materials". en. In: *Chem. Mater.* 29.9 (2017), pp. 3962–3970. DOI: [10.1021/acs.chemmater.7b00314](https://doi.org/10.1021/acs.chemmater.7b00314).
- [202] D. H. Ryan, M. Elouneq-Jamróz, J. van Lierop, Z. Altounian, and H. B. Wang. "Field and temperature induced magnetic transition in Gd_5Sn_4 : a giant magnetocaloric material". In: *Phys. Rev. Lett.* 90.11 (2003), p. 117202. DOI: [10.1103/PhysRevLett.90.117202](https://doi.org/10.1103/PhysRevLett.90.117202).
- [203] A. S. Chernyshov, Y. Mudryk, D. Paudyal, V. K. Pecharsky, K. A. Gschneidner, D. L. Schlagel, and T. A. Lograsso. "Magnetostuctural transition in $\text{Gd}_5\text{Sb}_{0.5}\text{Ge}_{3.5}$ ". In: *Phys. Rev. B* 80.18 (2009), p. 184416. DOI: [10.1103/PhysRevB.80.184416](https://doi.org/10.1103/PhysRevB.80.184416). (Visited on 02/24/2024).
- [204] Y. Y. J. Cheung, V. Svitlyk, and Y. Mozharivskiy. "Structural and magnetic properties of $\text{Gd}_5\text{Ge}_{4-x}\text{P}_x$ ($x=0.25-0.63$)". In: *J. Magn. Magn.* 331 (2013), pp. 237–244. DOI: [10.1016/j.jmmm.2012.11.041](https://doi.org/10.1016/j.jmmm.2012.11.041).
- [205] H. Zhang, Y. Mudryk, Q. Cao, V. K. Pecharsky, K. A. Gschneidner, and Y. Long. "Phase relationships, and structural, magnetic, and magnetocaloric properties in the Ce_5Si_4 - Ce_5Ge_4 system". In: *J. Appl. Phys.* 107.1 (2010), p. 013909. DOI: [10.1063/1.3276211](https://doi.org/10.1063/1.3276211).
- [206] L. Morellon, C. Magen, P. A. Algarabel, M. R. Ibarra, and C. Ritter. "Magnetocaloric effect in $\text{Tb}_5(\text{Si}_x\text{Ge}_{1-x})_4$ ". In: *Appl. Phys. Lett.* 79.9 (2001), pp. 1318–1320. DOI: [10.1063/1.1399007](https://doi.org/10.1063/1.1399007). (Visited on 02/23/2024).
- [207] V. V. Ivchenko, V. K. Pecharsky, and K. A. Gschneidner. "Magnetothermal Properties of $\text{Dy}_5(\text{Si}_x\text{Ge}_{1-x})_4$ Alloys". In: *Advances in Cryogenic Engineering Materials*. Ed. by U. B. Balachandran, K. T. Hartwig, D. U. Gubser, and V. A. Bardos. Boston, MA: Springer US, 2000, pp. 405–412. DOI: [10.1007/978-1-4615-4293-3_52](https://doi.org/10.1007/978-1-4615-4293-3_52).
- [208] R. Nirmala, A. Morozkin, R. Rajivgandhi, A. Nigam, S. Quezado, and S. Malik. "Metamagnetism-enhanced magnetocaloric effect in the rare earth intermetallic compound Ho_5Ge_4 ". en. In: *J. Magn. Magn.* 418 (2016), pp. 118–121. DOI: [10.1016/j.jmmm.2016.03.039](https://doi.org/10.1016/j.jmmm.2016.03.039). (Visited on 02/23/2024).
- [209] S. Taskaev, V. Khovaylo, K. Skokov, W. Liu, E. Bykov, M. Ulyanov, D. Bataev, A. Basharova, M. Kononova, D. Plakhotkiy, M. Bogush, T. Gottschall, and O. Gutfleisch. "Magnetocaloric effect in GdNi_2 for cryogenic gas liquefaction studied in magnetic fields up to 50 T". In: *J. Appl. Phys.* 127.23 (2020), p. 233906. DOI: [10.1063/1.50006281](https://doi.org/10.1063/1.50006281).
- [210] L. Meng, C. Xu, Y. Yuan, Y. Qi, S. Zhou, and L. Li. "Magnetic properties and giant reversible magnetocaloric effect in GdCoC_2 ". In: *RSC Advances* 6.78 (2016), pp. 74765–74768. DOI: [10.1039/C6RA16486B](https://doi.org/10.1039/C6RA16486B).
- [211] S. Dembele, Z. Ma, Y. Shang, H. Fu, E. Balfour, R. Hadimani, D. Jiles, B. Teng, and Y. Luo. "Large magnetocaloric effect of GdNiAl_2 compound". In: *J. Magn. Magn.* 391 (2015), pp. 191–194. DOI: [10.1016/j.jmmm.2015.05.005](https://doi.org/10.1016/j.jmmm.2015.05.005).
- [212] T. Toliński, M. Falkowski, K. Synoradzki, A. Hoser, and N. Stüßer. "Magnetocaloric effect in the ferromagnetic GdNi_4M ($\text{M}=\text{Al}, \text{Si}$) and antiferromagnetic NdNiAl_4 compounds". In: *J. Alloys Compd.* 523 (2012), pp. 43–48. DOI: [10.1016/j.jallcom.2012.01.156](https://doi.org/10.1016/j.jallcom.2012.01.156).
- [213] Y. Peng, J. Yao, A. Garshev, V. Yapaskurt, and A. Morozkin. "Magnetic ordering and magnetocaloric effect of GdNiGa_4 , $\text{GdNi}_{0.5}\text{Ga}_{1.5}$ and GdNiGa ". In: *J. Solid State Chem.* 311 (2022), p. 123118. DOI: [10.1016/j.jssc.2022.123118](https://doi.org/10.1016/j.jssc.2022.123118).
- [214] T. Toliński, A. Kowalczyk, A. Szlaferek, M. Timko, and J. Kováč. "Magnetic properties of hexagonal RNi_4B ($\text{R}=\text{Ce}, \text{Nd}, \text{Gd}, \text{Dy}$) compounds". In: *Solid State Commun.* 122.7-8 (2002), pp. 363–366. DOI: [10.1016/S0038-1098\(02\)00154-0](https://doi.org/10.1016/S0038-1098(02)00154-0).
- [215] X. X. Zhang, F. W. Wang, and G. H. Wen. "Magnetic entropy change in RCoAl ($\text{R}=\text{Gd}, \text{Tb}, \text{Dy}, \text{and Ho}$) compounds: candidate materials for providing magnetic refrigeration in the temperature range 10 K to 100 K". In: *J. Phys. Condens. Mater.* 13.31 (2001), pp. L747–L752. DOI: [10.1088/0953-8984/13/31/102](https://doi.org/10.1088/0953-8984/13/31/102).
- [216] J. C. B. Monteiro, R. D. Dos Reis, and F. G. Gandra. "The physical properties of Gd_3Ru : A real candidate for a practical cryogenic refrigerator". In: *Appl. Rev. Lett.* 106.19 (2015), p. 194106. DOI: [10.1063/1.4921143](https://doi.org/10.1063/1.4921143).
- [217] L. Li, K. Nishimura, and H. Yamane. "Giant reversible magnetocaloric effect in antiferromagnetic GdCo_2B_2 compound". In: *Appl. Phys. Lett.* 94 (2009), p. 102509. DOI: [10.1063/1.3095660](https://doi.org/10.1063/1.3095660).