

Action Contextualization: Adaptive Task Planning and Action Tuning using Large Language Models

Sthithpragya Gupta^{1,†}, Kunpeng Yao^{1,†,*}, Loïc Niederhauser¹, and Aude Billard¹

Abstract—Large Language Models (LLMs) present a promising frontier in robotic task planning by leveraging extensive human knowledge. Nevertheless, the current literature often overlooks the critical aspects of adaptability and error correction within robotic systems. This work aims to overcome this limitation by enabling robots to modify their motion strategies and select the most suitable task plans based on the context. We introduce a novel framework termed *action contextualization*, aimed at tailoring robot actions to the precise requirements of specific tasks, thereby enhancing adaptability through applying LLM-derived contextual insights. Our proposed motion metrics guarantee the feasibility and efficiency of adjusted motions, which evaluate robot performance and eliminate planning redundancies. Moreover, our framework supports online feedback between the robot and the LLM, enabling immediate modifications to the task plans and corrections of errors. Our framework has achieved an overall success rate of 81.25% through extensive validation. Finally, integrated with dynamic system (DS)-based robot controllers, the robotic arm-hand system demonstrates its proficiency in autonomously executing LLM-generated motion plans for sequential table-clearing tasks, rectifying errors without human intervention, and completing tasks, showcasing robustness against external disturbances. Our proposed framework features the potential to be integrated with modular control approaches, significantly enhancing robots’ adaptability and autonomy in sequential task execution.

Index Terms—Task and motion planning, large language model, action grounding, robot action adaptation

I. INTRODUCTION

Task and Motion Planning (TAMP) presents a significant challenge in robotics, particularly for sequential tasks, by aiming to devise a sequence of motions that guide a robot toward the goal. TAMP integrates task planning, which generates executable task plans, with motion planning, which develops feasible robot motion profiles like trajectories. Effective TAMP often requires environmental information to ensure the devised plans are coherent, achievable, and constraint-compliant, such as avoiding collisions.

Traditional task planning relies heavily on comprehensive environmental descriptions and substantial computational resources. It typically employs languages like the Planning Domain Definition Language (PDDL) to design task plans semantically. Such an approach necessitates manual input for problem descriptions, limiting the autonomy of the system and the feasibility of the generated solutions.

Large Language Models (LLMs) have recently shown promise in robotic tasks, offering a new avenue for TAMP solutions. Nevertheless, although LLMs can generate task codes, their “black box” nature raises reliability concerns. A more viable strategy involves using LLMs for task planning and then grounding the motions to align with the robot’s capabilities, thereby enhancing the efficacy of task execution. However, the gap between conceptual task plans and the physical motions robots execute can hinder incorporating task feedback, potentially leading to task execution failures. To bridge this gap, it is imperative to consider task-specific constraints and characteristics, such as the requisite delicacy in handling fragile objects, which typically demands expert programming and meticulous parameter tuning.

In response to this challenge, our work introduces a framework that leverages *action contextualization* to align LLM-generated plans with the operational capabilities of robots, thereby allowing for adaptable action parameter tuning based on task context. This approach evaluates motion viability through simulations and defined metrics, effectively addressing motion and plan redundancies.

Our main contributions are threefold:

- First, we elaborate on a nuanced approach for tuning action parameters, such as velocity and orientation, enhancing the adaptability of motions to the specific demands of each task step.
- Second, we introduce a feedback mechanism that facilitates the fine-tuning and modifying action parameters and supports the strategic replanning of tasks when adjustments fail.
- Third, we propose a motion evaluation framework, which employs a scoring system to effectively navigate the redundancy of task plans and select the optimal plan based on a comprehensive analysis of the robot’s internal and external states.

II. BACKGROUND

A. Task and Motion Planning

Traditional methods for TAMP often rely on hierarchical planning, integrating high-level task planning with low-level motion planning [7]. [26] introduced multi-step planning as a solution for TAMP in robotics, demonstrating its effectiveness with a dual-armed robot handling a complex object. [9] presented the Task Constructor framework in *MoveIt!* [4], enhancing the capabilities of robotic manipulation by allowing the definition and planning of motions consisting of multiple sub-tasks. While symbolic knowledge is crucial in task planning,

¹ Learning Algorithms and Systems Laboratory (LASA), School of Engineering, École Polytechnique Fédérale de Lausanne (EPFL), Switzerland

[†] Contributed equally

* Corresponding author

{sthithpragya.gupta, kunpeng.yao, loic.niederhauser, aude.billard}@epfl.ch

motion planning often involves continuous models of robot trajectories or behaviors, presenting a significant challenge in integrating symbolic and continuous paradigms. Sampling-based methods and trajectory optimization have addressed this issue by turning task planning into a sampling process within a probabilistic search space. However, this approach may not always be effective in finding solutions during complex task-level searches [23]. [14] proposed TMP-RL, a framework integrating TAMP and reinforcement learning (RL) to enhance robustness in planning across dynamic and uncertain domains, thereby improving adaptability to previously unseen domain dynamics. [16] developed a system with a hierarchical planner that solves TAMP problems while optimizing for parallelization. This system uses action models based on a constraint formulation, allowing asynchronous parallel execution of plans on dual-arm robots. However, these traditional TAMP approaches often exhibit adaptability, generalization, and computational efficiency limitations. This is mainly due to their reliance on predefined models and scenarios, which limits their ability to adapt to new or complex environments, and the high computational demands of planning in detailed, dynamic spaces. Moreover, many of these approaches do not guarantee completeness, potentially overlooking infeasible problems.

B. LLMs for TAMP in Robotic Tasks

With their ability to generalize and reason about various domains, LLMs have demonstrated potential as task-agnostic planners [28], [18], [35]. Methods such as chain-of-thought [32] are also being explored to enhance LLMs' reasoning capabilities further. Planning capabilities, harmonized with robotic controllers, have opened avenues for LLM-guided real-world execution of various tasks, such as pick-and-place manipulation [30] and object rearrangement [6]. Efforts to improve the effectiveness of LLMs include incorporating human feedback to align better planning with user intent [25]. In [33], the applicability of LLMs on robots for tidying up a room, using commonsense knowledge and a limited action set, was investigated. By incorporating domain knowledge, LLMs have also been used as generalized planners in PDDL domain [7], [29]. [22] introduced the Neuro-Symbolic Causal Language Planner (CLAP), which uses commonsense-infused prompting to decompose complex goals into sequential steps for applications in, e.g., household robots and virtual assistants. [37] proposed a new framework to enhance LLM-based robotic task planning through iterative self-refinement, relying on internal and external language models to improve task success rates. [36] explored the effectiveness of LLMs in hyper-parameter optimization, showing their potential to outperform traditional methods within limited search budgets and introducing the novel concept of treating model code as a hyper-parameter. More recently, [15] proposed RobotGPT to improve task success by leveraging ChatGPT's problem-solving insights within a stable framework, addressing limitations in applying ChatGPT to robotic manipulation, such as unpredictability and safety concerns. Despite the promising advancements presented by LLMs, there remains a discernible gap in fully integrating these advanced planning capabilities with real robotic

applications. Challenges persist in ensuring these approaches' safety, interpretability, and real-world applicability.

C. Action Grounding

A key aspect of language-aided robotic task execution is grounding language commands into executable robot actions [8]. Operator grounding, i.e., connecting abstract, language-based task instructions to their practical execution by real-world robots, serving as a subset of the broader symbolic grounding problem, establishes the link between the abstract language-based task instructions and their practical execution by the real-world robots. Certain models such as [31], [10], [20] can determine connections between elements of the language instructions and the semantic entities in the environment. However, they often do not include the underlying relational knowledge, which refers to understanding how different concepts, objects, or entities relate to each other within a context in their reasoning process, potentially limiting the depth of comprehension and interaction with the environment. The specific context of a task significantly influences the physical actions undertaken by the actual robots [24].

Contemporary works have started leveraging LLMs to achieve action grounding by guiding the agent's interaction with the environment [2]. Low-level pre-trained skills combined with LLMs can facilitate knowledge acquisition and task execution [1]. Crucially, in LLM-based planning, it's essential to effectively link the LLM's abstract instructions with the robot's concrete actions to ensure successful task completion, avoiding redundancy by emphasizing the practical application of instructions. [21] proposed an approach to translate abstract instruction into formal logic that the robots can interpret. In contrast, [19] assessed the geometric feasibility during the robot's action selection. [5], [11] utilized prompting to extract the context established by the task and identify the admissible actions for the robot to execute. Action grounding with LLMs still faces challenges like aligning LLMs with real-world physical constraints, breaking down complex tasks into executable actions for robots, and addressing the variance between planned and actual action outcomes. These issues highlight the difficulty in translating abstract LLM instructions into tangible robotic actions, indicating the need for improved methodologies.

III. METHOD

To perform context-aware task planning and action contextualization, we adopt a 3-step process consisting of:

- 1) **Planning** the LLM first generates a task plan composed of the available motions, with an initial guess on parameter values.
- 2) **Action Adaptation** the initial plan is executed in simulation for evaluation. The simulation performance is used as feedback to the LLM to progressively tune each action's parameters.
- 3) **Execution** once the task plan and the associated action parameters result in a satisfactory performance in simulation, the plan is executed by the real robotic system

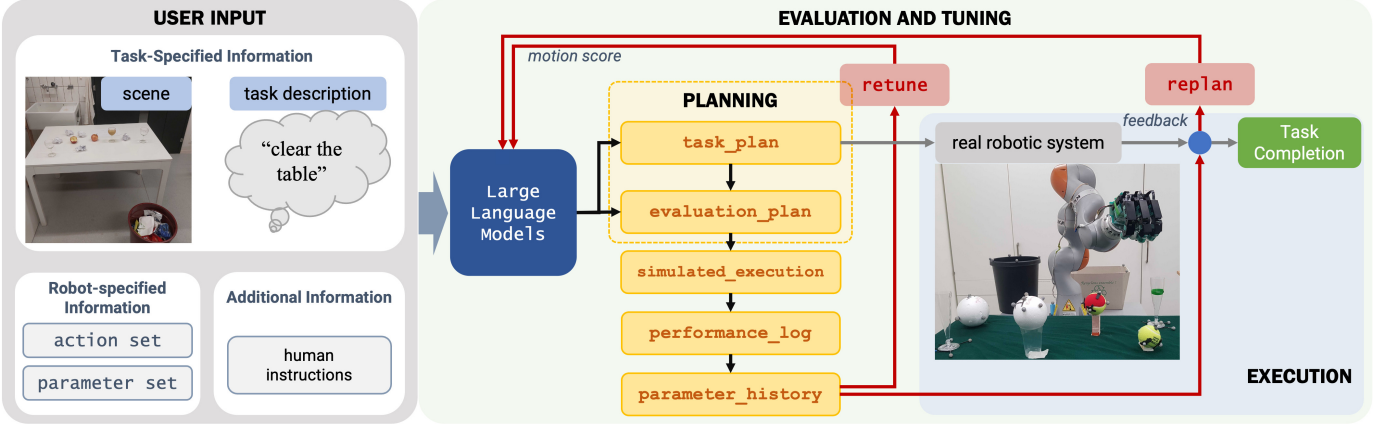


Fig. 1: The proposed framework for performing context-aware task planning and action parameter tuning for robotic sequential tasks. The red arrow lines indicate the `retune` or `replan` of the parameters, while the grey lines indicate the process for the real robotic system to execute the task once the action plan is tuned

in the real world. The robotic system can also undertake replanning as required.

These processes are encapsulated in a Python-based framework as depicted in Fig. 1.

We begin by feeding an image of the scene to the LLM to generate a description. The description serves as a part of the context established by the scene for the LLM. The LLM is also instructed to extract lists of `objects` and `locations` from the scene and description. These terms are crucial to planning. We also provide the task to be performed by the robot.

A. Planning

The first step towards real-world task execution starts with preparing a plan consisting of a sequence of actions for the robot. We refer to this plan as the `task_plan`.

1) Task plan

In this work, we assume that a repertoire of all feasible motions for the robot is available. We instruct the LLM to generate task plans by using only the actions in the repertoire, such that the generated plan does not contain any actions that exceed the movement ability of the robot. These “elementary” actions’ symbolic expressions are listed in Table II. Each action is parameterized by a combination of variables, including (1) qualitative parameters, which are symbolic expressions, such as the desired object, location, and `grasp`, and (2) quantitative parameters, which are numeric values, such as speed, orientation, and `obstacle_clearance`. The qualitative parameters regulate the action sequences in the `task_plan`, whereas the quantitative parameters regulate the robot behavior (see Table I).

The LLM initializes the `task_plan` with an initial guess for the numeric parameters of each action. During subsequent iterations, the LLM tunes the action parameters. This is further explained in Section III-B.

2) Evaluation plan

In conjunction with the `task_plan`, we also generate an `evaluation_plan` using the LLM, which consists of various checks and expected outputs to determine whether

the execution of an action in the `task_plan` is successful or not. These checks listed in Table III serve as predicate classifiers - functions that map continuous variables such as the state of the robot and (or) its environment to truth values. A combination of such checks can be used to describe the preconditions and effects of an action. The desired truth values corresponding to the predicate classifiers contained in the checks describe the intended effect of the action. For instance, when executing the `approach(cup)` action, we expect to observe - `can_grasp(cup) = 1`, i.e., the robot has reached close-enough to the grasp the cup; `collision_free() = 1`, i.e., the robot’s motion was collision free; `timeout() = 1`, i.e. the action was executed in a timely fashion; `check_motion_health() = 1`, i.e., the robot’s motion was safe for its hardware. By comparing the observed truth values generated by these checks during action execution with their desired counterparts, we can determine whether the action is successful. For instance, if the `can_grasp(object_to_grasp)` check yielded false post `approach(cup)`’s execution, it would signify that the action failed.

Using the checks listed in Table III, the LLM composes the `evaluation_plan`. It places checks suitable for each action from the `task_plan` and the desired truth values for the checks. Of these checks, we make it mandatory to place `collision_free()`, `timeout()`, and `check_motion_health()` for each action. The use of the remaining checks and their judgment of applicability are left to the LLM. The `evaluation_plan` serves the following purposes:

- 1) Providing feedback to the LLM on the state of the environment between actions. For instance, to place the cup on the kitchen_sink, the `place(kitchen_sink, ...)` action is used. By following this up with the `at_location(cup, kitchen_sink)` check, we can not only check the success of `place`, but also convey to the LLM that the cup is now on the kitchen_sink.
- 2) Precisely identifying at which step the `task_plan` en-

TABLE I: List of action parameters and descriptions

Parameter	Type	Description
object_to_grasp	Symbolic	Label of the object that the robot interacts with
location	Symbolic	Label of the goal location for the object grasped by robot
speed	Numeric	A value in $[0, 1]$ that regulates how fast the robot moves
orientation	Numeric	A value closer to 1 instructs the robot to move with high speed but may result in a jerky motion
		A value in $[0, 1]$ that regulates how crucial it is for the robot to maintain the original orientation of object that has been grasped
		A value closer to 1 instructs the robot to maintain the orientation strictly but may result in difficulty in avoiding external perturbations
obstacle_clearance	Numeric	Specifies how close the robot can get (in meters) to an object (including the one it is trying to grasp) before starting to avoid it. Small values allow the robot to get closer to obstacles and usually give a better chance of reaching the object, being able to grasp them or place them in the correct place. However, small values also increase the chance of getting into a collision. The reasonable range is between 0 and 0.1 meters; typical values are 0.005 to 0.02 meters
grasp	Symbolic	One of the two values from $\{\text{top}, \text{side}\}$ top instructs the robot to approach the object, to grasp it from the top side instructs the robot to approach the object from the side

countered failure and the unsuccessful action. This introduces a chronological perspective when the LLM tries to understand the sequence of events leading to the action's failure. For instance, consider a `task_plan` that directs the robot to perform a pick-and-throw motion for a collection of 3 objects lying on a table - `used_tissue`, `rotten_apple`, and `rubber_ball` - in that order to land these items in the `trashbin`. During execution, when dealing with the `rubber_ball`, say the `drop(trashbin)` action successively encounters failure despite adaptation. Thus, when undertaking re-planning (more in Sections III-B and III-C), the LLM recycles the first successful steps when dealing with `used_tissue` and `rotten_apple`, only when interacting with `rubber_ball`, would the LLM alter the `task_plan` to try `place(trashbin)` instead of dropping it from height.

- 3) The check(s) that failed enable the LLM to formulate hypotheses on why the action failed and undertake appropriate adaptation (More in Sec. III-B). For instance, if `approach(cup, speed=0.5, grasp=top)` failed due to `check_motion_health()` being false, the LLM may hypothesize that the robot's motion was too fast, which could have compromised the hardware integrity of the robot. Hence, trying with a lower speed value could be recommended.

With every iteration, the feedback generated through the `evaluation_plan` is utilized by the framework to progressively tune the action parameters.

B. Action adaptation

Once the `task_plan` and `evaluation_plan` are initialized, the framework tunes the action parameters during the simulated task execution iteratively. This is carried out using the LLM, in accordance with the task context. Finally, the most

suited `task_plan` and associated `evaluation_plan` are selected for the robot to perform the task (see Fig. 1).

1) Iterative motion adaptation

The initialized `task_plan` undergoes simulation-based validation, where the `evaluation_plan` determines the expected/ideal behavior and provides feedback, including:

- Failed step of the `task_plan`, i.e., the unsuccessful action;
- Reason of failure - determined by the failed check-in `evaluation_plan`;
- A *motion score* associated with each action executed until failure (see III-B2)

The feedback is stored as `performance_log`.

In addition, the parameters of both successful and unsuccessful actions (and the corresponding objects being manipulated) are also logged in `parameter_history`. The feedback informs regarding the failed action, whereas the log of successful and failed parameters for the action is used to inform the tuning process. Post tuning, the resulting `task_plan` undergoes validation anew. The resultant of the execution is used to update the `performance_log` and append to the `parameter_history`. This process constitutes one cycle of the `retune` process.

The `retune` process continues until the framework converges to a tuned `task_plan`, or a certain amount of iteration has been conducted. If the tuned `task_plan` is still unsuccessful, the LLM is requested to `replan`, i.e., generate the entire task plan from scratch.

During this procedure, adjustments may be made to various aspects of the `task_plan`, including - the object-interaction sequence (e.g., interacting first with `obj2` instead of `obj1`); action parameters; the type of actions (e.g., using `drop` instead of `throw`).

Once the `task_plan` passes simulation-based validation, it will be applied to guide the real robotic system to perform tasks in the real world.

TABLE II: List of the actions that the robot can execute

Action	Description
<code>drop(location, speed, obstacle_clearance)</code>	Drops the grasped object over the <code>location</code>
<code>place(location, orientation, speed, obstacle_clearance)</code>	Positions the grasped object at the <code>location</code> and release the grasp
<code>pick(object_to_grasp, speed, obstacle_clearance, grasp)</code>	Instructs the robot to pick up the <code>object_to_grasp</code> if it is close enough
<code>approach(object_to_grasp, speed, obstacle_clearance, grasp)</code>	Moves the robot close to <code>object_to_grasp</code> so that the object is in the robot's reach

TABLE III: List of the checks used to evaluate the effects of actions. More details on these checks have been presented in Appendix A

Check	Description
<code>can_grasp(object_to_grasp)</code>	Checks if robot is close enough to the <code>object_to_grasp</code> to grasp it
<code>holding()</code>	Checks if the robot has grasped any object
<code>at_location(object, location)</code>	Checks if the object is at the <code>location</code>
<code>can_reach(goal)</code>	Checks if it is feasible for the robot to reach the <code>goal</code> object or location from the current state
<code>collision_free()</code>	Checks if the robot encounters a collision while executing the preceding action
<code>timeout()</code>	Checks if the preceding action was executed in a timely fashion
<code>check_motion_health()</code>	Checks if the robot's motion during the preceding action was safe for its hardware

2) Motion evaluation

Multiple motions could be feasible to achieve the desired effect(s) at a step of the plan due to redundancy. For example, the robotic arm can reach a target object via multiple feasible trajectories and grasp the object from different directions, even using different hand poses.

To resolve the redundancy in generated motions, we evaluate sets of feasible motions across multiple independently generated plans and use the one having the highest *quality score*, Q , which considers both internal and external metrics.

The internal quality metric \mathcal{M}_I evaluates the quality of robot configuration during the motion. We use the dexterity index [17], defined as $\frac{\mu_{max}}{\mu_{min}}$ with μ_{max} and μ_{min} being the largest and smallest singular values of the manipulator Jacobian matrix J , respectively. It indicates the “uniformity” of the manipulability ellipsoid [34]. We use the inverse of the original dexterity index, $\delta = \mu_{min}/\mu_{max}$, so that its value is normalized in $(0, 1]$. The “ideal” configuration has a value $\delta = 1$, indicating an *isotropic* configuration [27], where the end-effector can freely move in all directions in the space. The index value approaches 0 as the robot moves towards a singularity - a configuration with impaired motion ability in some directions, hence unable to execute subsequent motions. We keep track of the metric values during the entire motion trajectory, and the smallest value recorded is assigned as the internal score of the motion: $\mathcal{M}_I = \min\{\delta\}$.

The external quality metric \mathcal{M}_E evaluates the safety of the robotic system, measured by its minimal distance to the environment during the motion, $\mathcal{M}_E = \min\{d_i\}/\bar{d}$, $i = 1, \dots, N_L$, where d_i is the minimal distance of the i th link to its environment, measured by the neural distance function; \bar{d} is the maximum distance from any robot link to the workspace's border (the region of interest). N_L is the total number of links in the robotic system. The total motion quality score is calculated as $\mathcal{M}_T = \mathcal{M}_I + \mathcal{M}_E$.

Moreover, it is worth noting that this evaluation approach can be used to select the best task plan among multiple feasible ones for a specified task. To this end, we evaluate each generated plan by calculating the expectation of the motion

scores along this plan, $Q = \mathbb{E}[\mathcal{M}_{T_s}]$, $s = 1, \dots, N_s$, where N_s is the total number of motions in the plan. The plan with the highest score guides the real robot in performing the task.

C. Execution

Finally, after Planning (Sec. III-A) and Tuning (Sec. III-B), we have identified the plan that is most effective for accomplishing the specified task during simulation-based validation.

To translate this efficacy to real-world execution, the framework must be robust to failure during robot execution and incorporate additional feedback from a human expert.

The simulated success of the finalized `task_plan` may not necessarily carry on to the real world. It is required to plan for failure alleviation. The `replan` procedure is promptly called when faced with failure. Contrary to the `retune` procedure implemented during the tuning process in Sec. III-B, during real-world execution, the `replan` procedure leverages feedback from the `evaluation_plan` to alter the `task_plan` from the current step. This allows the agent to correct the failure induced during the previous unsuccessful action before proceeding with the alteration and (or) execution of the remainder of the steps. For instance, a failed `pick(apple)` would require the agent first to execute `approach(apple)` before retrying `pick(apple)`. In addition to using the feedback from `evaluation_plan`, our `replan` structure also allows the LLM to receive external feedback during execution, for example, provided by the human experimenter or sensory information. Such feedback can be used for LLM to `retune` or `replan` if necessary.

IV. EXPERIMENTS

In this section, we conduct experiments to assess our proposed approaches. We first describe the experimental task and system specification in Sec. IV-A. In Sec. IV-B, we evaluate the framework's capability for tuning parameters for a sequence of actions. Sec. IV-C highlights the framework's context-aware adjustment ability, by demonstrating how the framework selects appropriate actions (and parameters) according to the object and subsequent manipulation goals, by

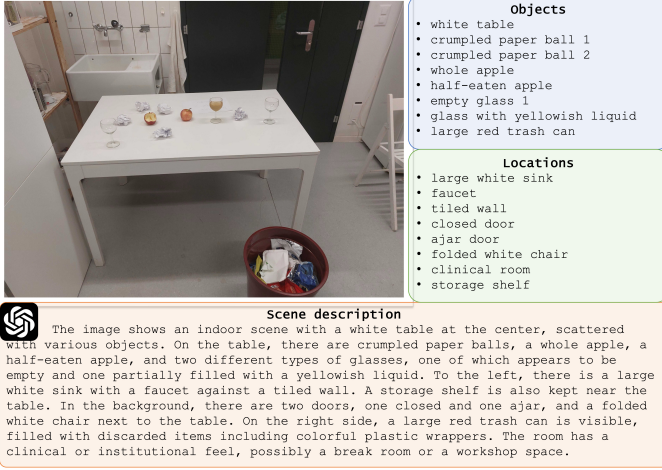


Fig. 2: The input scene and description generated by LLM, accompanied by the extracted objects and locations

leveraging the prior human knowledge encapsulated in the LLM. Sec. IV-D extends this evaluation to tuning parameters across an entire task plan, demonstrating the LLM’s effectiveness in task planning and action selection. In Sec. IV-E, we test the framework’s robustness to instances of randomization in the environment. Finally, in Sec. IV-F, we proceed with the real-world robotic execution of the best task plan generated by the framework.

A. Experimental Setup

1) Task description

We consider a table-cleaning task to evaluate our framework: a robotic arm-hand system is tasked to efficiently clean the surface of a messy dining table with various objects placed on it, including a whole apple, a half-eaten apple, a full champagne glass, an empty champagne glass, and five paper balls (see Fig. 2). Next to the table is a trash can to throw residual food and a sink to wash dishes. The corresponding environment in simulation is presented in Fig. 3, where the only difference is we simulate two paper balls instead of all five. In such a long-horizon sequential task, the robot must (1) generate a sequence of tackling the cluster of objects and (2) automatically choose the correct motion and set a goal for each object, respectively. In addition to logically performing a sequence of motion, the robot needs to closely interact with the objects, such as grasping and polishing. Moreover, such motions must be performed in a crowded environment, increasing the task difficulty.

2) System specification

We used a robotic setup with a 7-DoF KUKA iiwa arm equipped with a 16-DoF Allegro hand as the end-effector. This setup is used in both simulations and real robotic experiments. We used MuJoCo¹ as a physics engine for simulation. We use GPT-4-1106-preview as our LLM engine in this paper. We generate trajectory in joint space with a linear dynamical system (DS) to guide the arm towards the goal while avoiding

spatial obstacles. The robotic arm uses a computed torque control with joint space DS modulation [13] for collision avoidance. This modulation is constructed using the distances estimated by a joint neural distance function [3]. A joint position controller controls the hand to achieve open and close poses. The robotic system communicates with the controller PC via the Robotic Operation System (ROS) at 200 Hz. The controller PC has an Intel i9-10900K CPU @ 3.70GHz and an NVIDIA GEFORCE 2080 Ti GPU. Moreover, in the real robotic experiment, we put markers on experimental objects and use an OptiTrackTM Motion Capture system to track the position and orientation of objects in real time.

3) Context for the task

The LLM first generates a description of the scene and extracts a list of possible objects and locations before the experiments (see Fig. 2). The scene descriptions establish the context for the planning problem, and the extracted objects and variables serve as parameters for actions and checks.

B. Evaluation of Action Tuning

In this experiment, we evaluate the ability of our framework to tune the action parameters. The objects were randomly placed on the table surface at the beginning of the experiment. Next, six tasks - one per object - are assessed independently. A total of 8 trials per task are performed. This allows us to assess action tuning in response to each object. In each task’s trial, we select the relevant object from the table and then prompt the LLM to generate a suitable motion plan to clear it, i.e., throwing it into the trash bin or the sink or transferring it to a different place. The robotic system then executes the motion plan in the simulation (see Fig.1). Once a motion plan is generated and executed, we inform the LLM of the scores (both internal and external scores) and prompt it to tune the parameters of each action in the plan to improve the overall motion score. The LLM iterates the retune process four times. Then, we prompt it to re-generate the motion plan and repeat the retune process four times. Hence, the robotic system performed 8 trials for each object.

The relevant objects as extracted by the LLM from scene description are crumpled paper ball 1 - nearer paperball, crumpled paper ball 2 - farther paperball, whole apple - whole apple, half-eaten apple - half-eaten apple, empty glass 1 - empty champagne glass, glass with yellowish liquid - full champagne glass, large red trash can - trash can, and large white sink - kitchen sink.

Fig. 3 takes the plan of clearing the further paperball as an example to explain in detail the reasoning process of LLM behind motion retuning. The tuned parameter is grasp type (see Table I). The LLM started with an initial guess of using `top` to approach and grasp the paper ball, which is a reasonable choice. However, the action failed, as the paper ball slipped out of the hand when it closed. Then, based on the output information, the LLM tried a different action parameter and instructed the robot to grasp the paper ball from the side, leading to a successful execution.

Following our proposed framework, LLM generated a successful motion plan for the given task in most cases (see

¹<https://mujoco.org/>

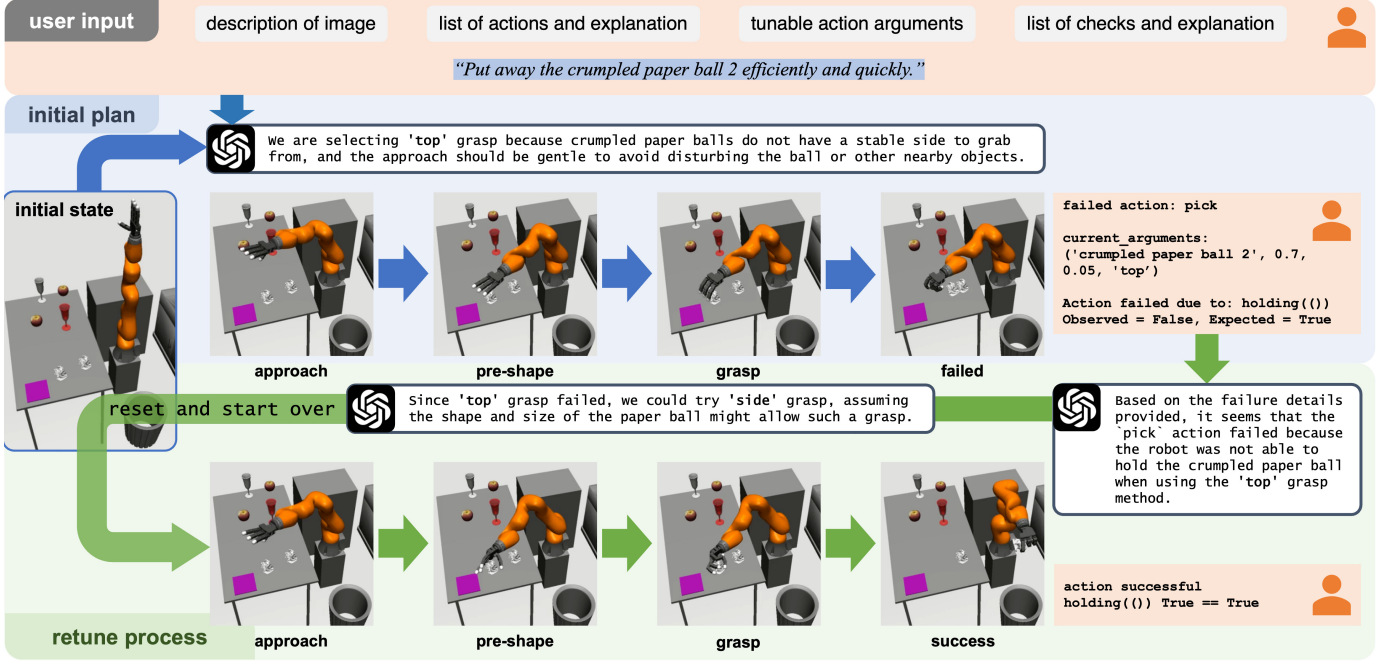


Fig. 3: Illustration of the motion re-tune process and the associated LLM’s reasoning process using the task of clearing a paper ball. The execution result in the simulation is used as feedback to the LLM for retuning

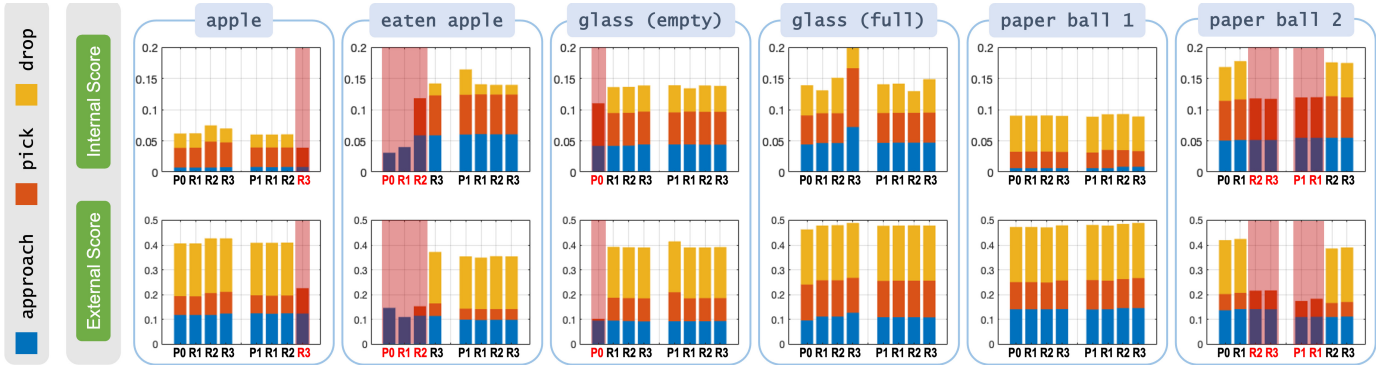


Fig. 4: Motion scores after retuning and replanning. P0 and P1 indicate the original task plan and first re-plan, and R1, R2, and R3 indicate the retune of motions in each task plan, respectively. The shaded area in red color indicates failures

Object	T_t	T_e	T_s	SR
apple	18.89±8.77	6.96±2.98	88.20±1.63	87.50
eaten apple	19.75±6.16	4.16±0.81	174.71±1.43	62.50
glass empty	19.21±13.51	10.47±4.41	190.49±4.47	87.50
glass full	19.01±6.12	12.78±9.18	180.66±36.98	100.00
paperball 1	18.70±7.80	9.95±3.80	101.32±3.75	100
paperball 2	19.16±5.07	13.90±7.39	113.79±4.83	50.00

TABLE IV: Experimental statistics: LLM response time (mean±std) for generating task plan (T_t , sec), evaluation plan (T_e , sec), total simulation time (T_s , sec), and success rate (SR, %). To discriminate the two paper balls, we use “paperball 1” to indicate the closer one to the robot base

Table IV) with an overall success rate of 81.25%. Most failures can be recovered after 1-2 steps of re-tuning (for eaten apple, empty glass, and second plan of paper ball 2). When the task is already successful, with retuning, the LLM managed to improve the overall scores of task

trials in most plans (see Fig. 4), indicating an improvement in trajectory for avoiding internal singularities and external obstacles. It is worth noting that for apple and paper ball 2 (first plan), failure occurred after retuning. This is likely because the LLM emphasized motion quality too much without knowing the parameters’ boundary for guaranteeing success.

C. Evaluation of Action Contextualization

We followed the same experimental procedure described in the previous section to conduct two comparative experiments. Fig. 6 illustrates the robot motions for different objects, namely, the different contexts of the task. The key actions and their parameters have been presented in Fig. 5. Notice that the LLM was agnostic to each case’s specific task constraints and expectations. Fig. 6(a) demonstrated the clearing of an empty champagne glass, where the robot grasped the glass from

Case	Action	object/ location	speed	obstacle clearance	grasp	orientation
A	pick	empty_glass_1	0.65	0.07	side	-
	drop	trash can	0.65	0.075	-	-
B	pick	glass with liquid	0.7	0.05	side	-
	place	white sink	0.4	0.06	-	0.55
C	pick	paper ball 1	0.4	0.04	top	-
D	pick	paper ball 2	0.9	0.005	side	-

Fig. 5: Planning, parameter tuning, and replanning for simulated instances of the table clearing task

its side during pick, which was followed by drop into the trash can (Fig.5 A). When transferring a full champagne glass in Fig. 6(b), pick was succeeded by place with a tuned value of 0.55 for orientation (Fig.5 B), which enabled the robot to control its end-effector orientation without receiving specific instructions from the human experimenter. The constraint of maintaining the end-effector straight was achieved by LLM tuning the orientation parameter of the action. In comparison to Fig. 6(a), Fig. 6(c) illustrates the process of trashing paperball 1), which was grasped by the robot from top. However, when trashing the relatively farther paper ball 2, as the direct trajectory to the target object is blocked (by the closer paper ball) as Fig. 6(d) shows, the robot selected side grasp pose to avoid collision with a much lower obstacle_clearance of 0.005m, in contrast with 0.04m for paperball 1. These cases, once again, demonstrate context-aware planning but for similar objects. The context in these cases is established by the automated feedback prompts received by the LLM via the checks in evaluation_plan.

These experimental scenarios demonstrate the framework’s ability to “wisely” choose parameters based on the task’s context, benefiting from the human experience inherent in the LLM. A complete example of conversation is available in Sec. C.

D. Evaluation of Sequential Task Planning

Next, we investigate planning and motion adaptation in a multi-object manipulation task. The robotic agent is instructed to “clear the table”. Two objects, half-eaten apple and glass with yellowish liquid, are placed on the table. As part of the specified task, the robot is expected to retrieve and put these objects away. Having formulated a preliminary task_plan composed of actions from TableII and evaluation_plan composed of checks from TableIII, the objective is to tune the action parameters and (or) perform replanning to generate a revised task_plan, following the feedback from evaluation_plan.

The evolution of this task is depicted in Fig.7. For the experiment, we set a limit of 3 retune attempts per action. If failure persists, the replan procedure is called. The initial task_plan formulated by the LLM begins with

performing the approach(half-eaten apple) action, which is succeeded by pick(half-eaten apple) and then place(half-eaten apple). The place action fails consecutively and exhausts the three permitted retune attempts. The failure is repeated collision with filled glass, reflected by the collision_free() check. This constitutes the automated feedback, which in conjunction with the replan prompt (Fig. 7), instructs the LLM to undertake replanning and generates a new task_plan. In an attempt to mitigate the repeated collisions with the champagne glass, our framework generates the action to put away the glass before proceeding to the apple. After replanning, the execution of the task_plan proceeds smoothly, with parameter tuning being required in an action of the new task plan.

As stated earlier, multiple solutions may exist to accomplish the aforementioned task. The multiplicity in solutions can arise from various sources, including:

- Sequence of object-interaction (e.g., first interacting with an eaten apple instead of a filled glass)
- Choice of actions (e.g. using place instead of drop while putting the objects away)
- Choice of tune-able action parameters (e.g., acting with a high speed as opposed to a slow speed)

To find an optimal plan among some of its possible variants, as part of the Planning (Sec. III-A) and Motion Adaptation (Sec. III-B) framework, we make 14 simulated runs of the task with identical environments. The sixth run and its evolution have been presented in Fig.7. Each run corresponds to an independently generated and tuned task_plan, which has been scored and validated in simulation. As the number of actions may vary across the different task plans, the cumulative score for each plan is normalized by dividing it by the corresponding number of steps in that plan. The evolution of these scores for the different runs is presented in Fig. 8(a). The total number of trial runs for each plan - due to retuning and replanning - is presented in Fig. 8(b).

To proceed with robotic execution, we select the plan with the highest score among the simulated runs. In the current case, this corresponds to the sixth run.

E. Evaluation of Robustness in Various Scenarios

To validate the robustness of our framework in diverse environments, we adjusted the original experimental setup (Fig. 9(a)) and conducted experiments in two new scenarios. In the first modified scenario (Fig. 9(b)), there was a randomized alteration in the placement of tabletop items, as well as the kitchen sink, storage shelf, and trash can. The second scenario (Fig. 9(c)) introduced an overhead lamp, adding complexity by occluding the robot’s operational space and necessitating avoidance of collisions with the lamp. Following our framework, the robot completed the table-clearing tasks in both scenarios, as Fig. 9 shows, illustrating the motion scores and the convergence process across tuning trials. For each original and new scenario, the action adaptation was carried out in cycles of 8 trials, consisting of 7 retune attempts and a replan attempt. It is clear from the figure that the initial plans did not succeed in all these scenarios; replanning

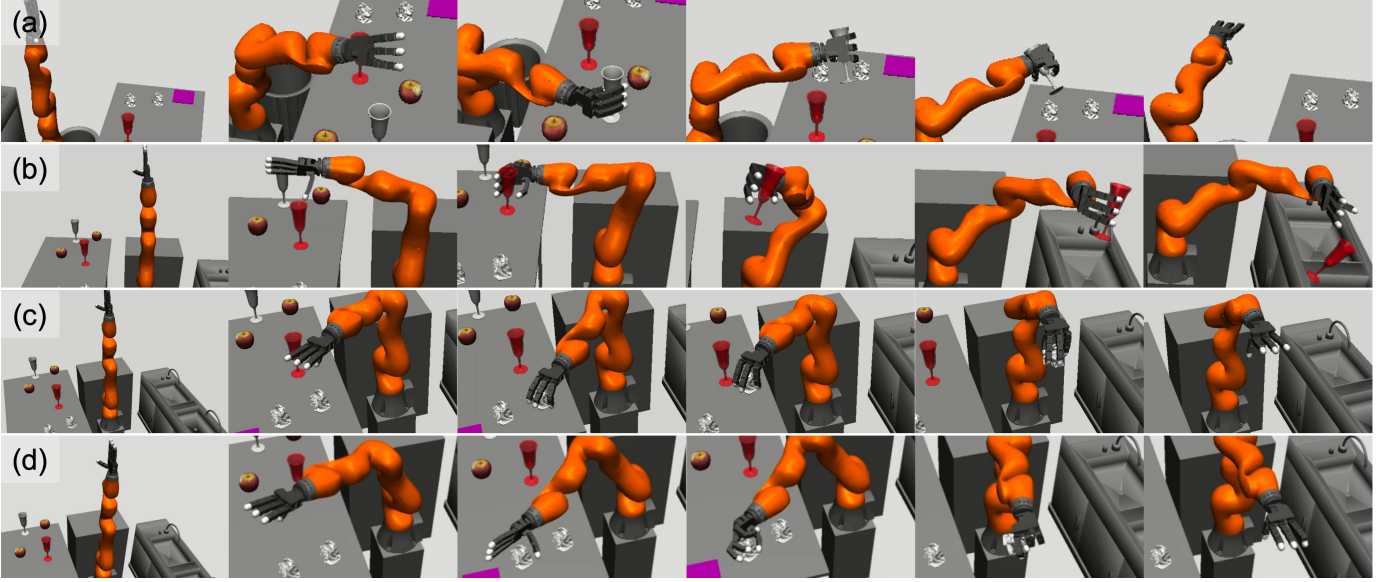


Fig. 6: Action contextualization: the ability of LLM to adjust robot motions based on understanding the task constraints underlying the context

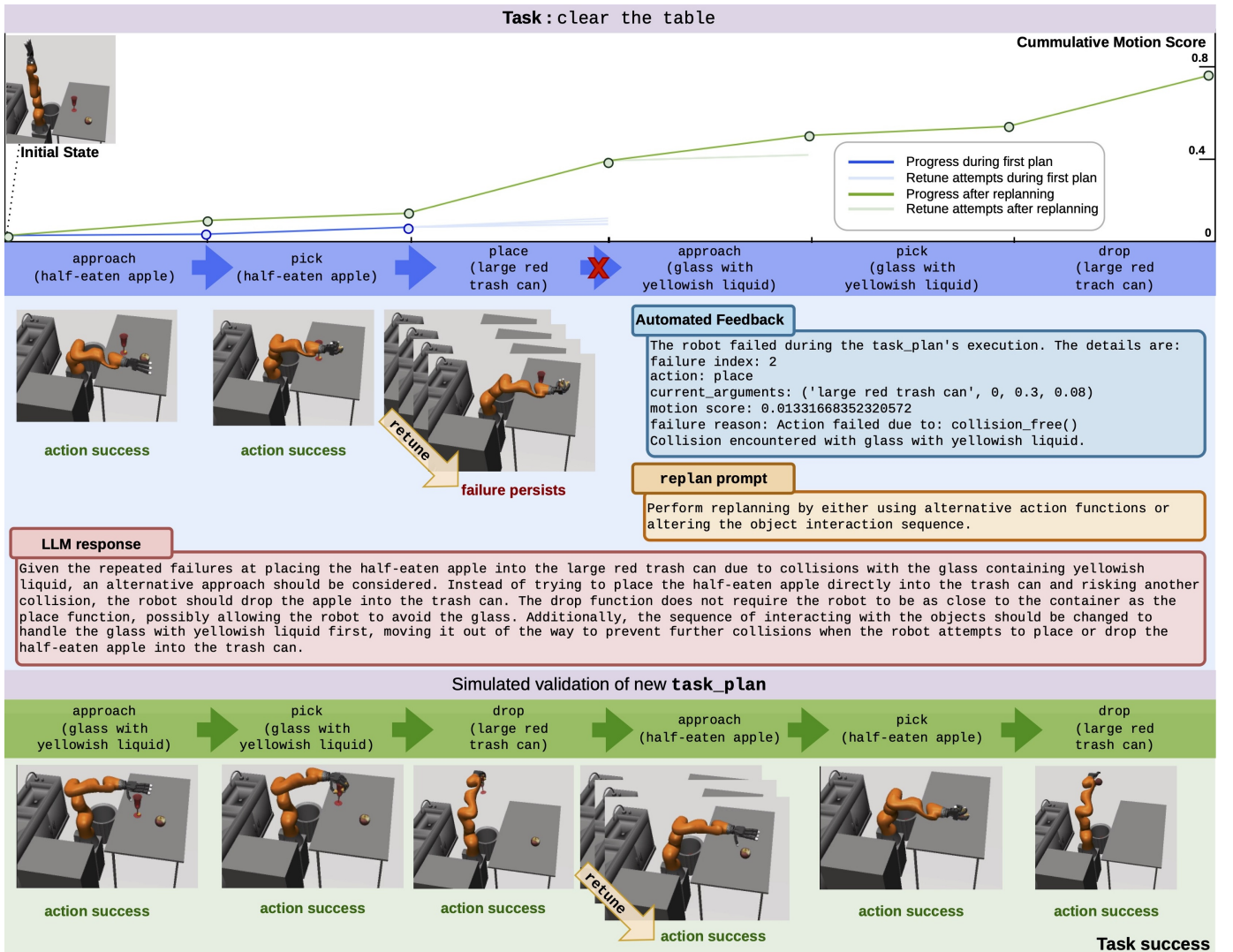


Fig. 7: Planning, parameter tuning, and replanning for a simulated instance of the table clearing task

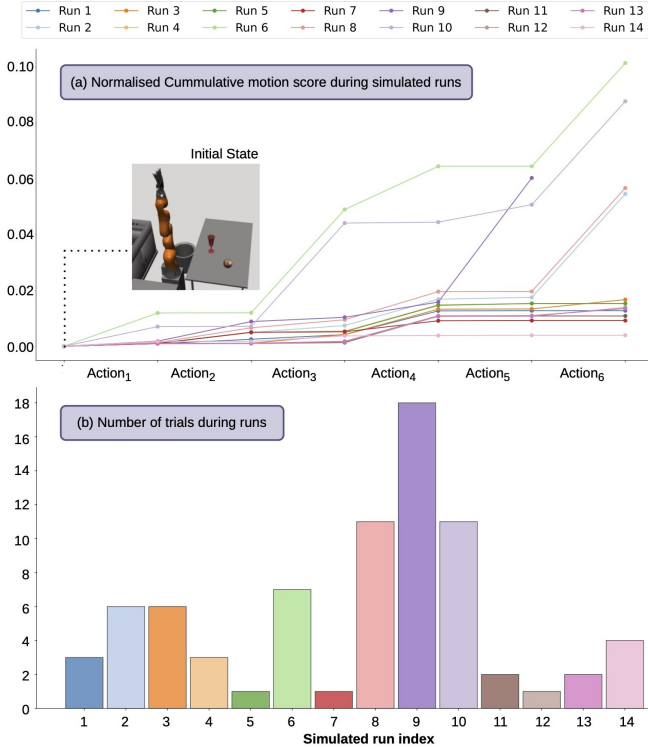


Fig. 8: Evaluation of the 14 simulated instances of the table cleaning task: (a) normalized cumulative scores for the generated task plans, (b) number of trials during simulated validation of the task plans, including both retuning and replanning

was performed twice for each scenario, with the overall retune attempts varying. Throughout the simulation, pursuing action adaptation, the robot was able to complete the task despite the complexity of the scenario.

F. Evaluation on Real Robotic System

After refining and confirming the task plan, we apply it to control the real robot in completing the set sequential task, as depicted in Fig.10. Additionally, we demonstrate the system’s ability to withstand external disruptions through experiments involving intentional interruptions by a human, shown in Fig.11. The combination of our DS-based controller and the neural distance function for collision avoidance enables the robot to maintain its task orientation, recover from disturbances, and successfully achieve its objective.

V. DISCUSSION

A. LLM for Robotic TAMP

Our experiments showed that as part of the framework, providing action descriptions (Table II) to the LLM, in conjunction with the task and scene descriptions, enables it to establish correspondence between the action’s tunable parameters and success metrics established by the task (and context in the scene). We demonstrated parameter tuning and motion scoring for single-object manipulation tasks with different objects in Section IV-B. By utilizing the context

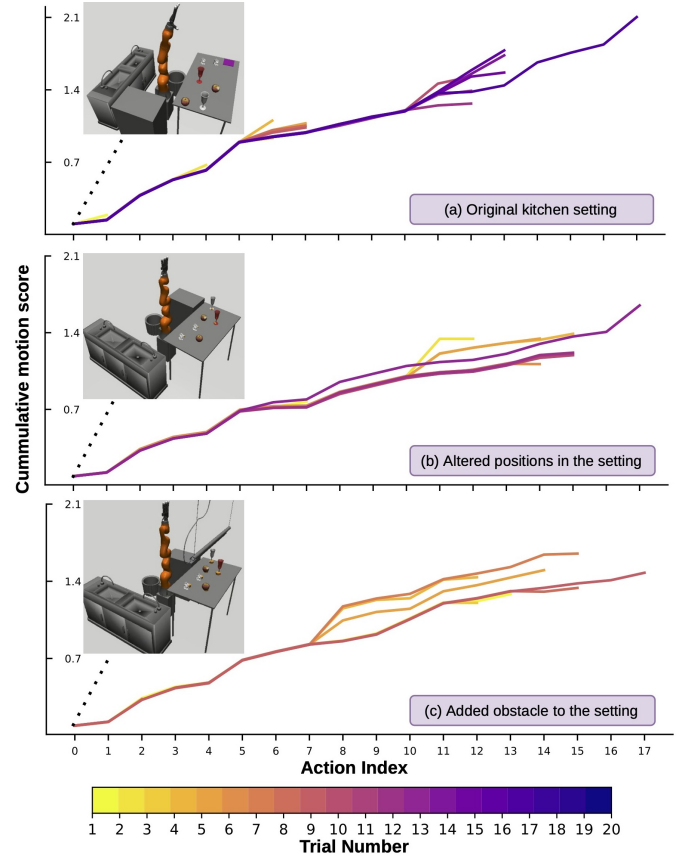


Fig. 9: Convergence of motion scores during experiments in various scenarios

from the scene, object types, and feedback from evaluation checks, the framework can effectively communicate with the LLM and thus utilize human-like intelligence when tuning action parameters throughout multiple `retune` and `replan` procedures. This was reflected in the gradually improving motion scores (Fig. 4).

It is clear from the experiment that the LLM uses human-like commonsense to reason about the tuning decisions for actions’ parameters. For instance, when performing `pick` and `place` actions with the full glass, it is crucial to maintain the orientation of the glass to avoid spillage of its contents. While performing similar actions on the half-eaten apple, manually defining an objective function that maximizes execution speed may yield ideal results. However, the same objective function may yield undesirable results with the filled glass on account of not prioritizing object orientation over execution speed. Such task contextualization enables motion adaptation during planning (Fig. 6 (a) and (b)) as well as parameter tuning (Fig. 6 (c) and (d)) resulting in a robust task execution.

This is also observed in Section IV-D, where a multi-object manipulation task is specified. For example, in Fig. 7, the LLM can reason about its persistent failure to `pick` the eaten apple and formulates a new plan first to put away the filled glass. This is interesting as no explicit spatial information about the objects or the robot’s whereabouts is provided within the framework. Using the context, automated feedback from the




Fig. 10: Screenshots of the real robotic arm-hand system performing the sequential task following the retuned task plan




Fig. 11: A demonstration of robustness against external disturbance during performing (a) a side grasp and (b) a top grasp, enabled by our DS-based robot controller

framework, and following it up with common-sense reasoning, the LLM successfully plans and tunes the `task_plan`. Generating, simulating, and scoring multiple such plans allows us to pick the highest-scoring plan for robotic execution (Fig. 8).

Essentially, the action tuning and replanning ability can be considered parameter fitting using LLM. The benefit lies in leveraging human life experience (i.e., prior knowledge) when planning motions for everyday tasks that heavily rely on human life experience and have also been intensively demonstrated by humans. In comparison to model-based approaches such as optimal control or constrained optimization, LLM-based planning demonstrated the ability to have a suitable initial guess of the motion characteristics without explicit prior knowledge provided by humans, making it possible to embed context-sensitive task parameters, achieving context-aware TAMP autonomously. In contrast to learning-based approaches, LLM excels in computational efficiency, as it can achieve a satisfactory performance within only a few steps, with no need for collecting large amounts of training data. These features of LLM can be especially beneficial in dealing with high-dimensionality problems, such as in planning long sequential motions and desired to achieve human-like behavior in everyday life.

B. Treading with caution

It is worth noting that despite the successful examples in our experiments, LLM also failed in certain cases and showed inconsistency and unpredictability in the performance.

a) Peculiar behaviors by LLMs

We observed sporadic peculiarities manifesting logical incoherence during plan generation when we developed our framework. Sec. B demonstrates a few peculiar instances. Case (a) demonstrates repeated instructions. This may cause a failure to be registered while executing the extra `place` while the task has already been completed. Case (b) demonstrates

LLM having somewhat incorrectly understood the `approach` action. The `approach` action is to get close enough to an object to grasp it. However, approaching the trash can with the intent to grasp it is different from hovering on top of it to then drop the apple. Case (c) shows the LLM oddly picking the apple only to place it back on the table. This could be attributed to the missing context. From the scene description, the LLM may have failed to infer that the apple was already on the table. Case (d) follows an instance after `replan`. As evidenced by the accompanying reasoning, we can say that the LLM assumed that through `approach`, the robot gets close enough to the paper ball to manipulate it indirectly (e.g., nudging or pushing) so that `drop` will next result in the ball falling into the trash can. It is also interesting to note that this change was due to purposefully skipping the original `pick` due to its repeated failure. The failure from frustration seems to have forced it to push its bounds on creativity. Such instances facilitated us in progressively altering our prompts to account for edge cases. Generating the `task_plan` and `evaluation_plan` largely identifies and eliminates such cases as they fail. These plans are then replaced by `replan` or a more optimally scoring counterpart generated in a different simulated run. However, due to the stochastic behavior of LLMs, such unpredictable behaviors need to be treated with caution. One alleviation is using *post hoc* verification: checking the status of each motion and retuning/replanning the motions in simulation before executing on a real robotic system.

b) Excessive retuning is risky

The key objective of the `retune` procedure and motion adaptation in our framework is to achieve task success and improve motion quality, not necessarily achieving optimally. The parameter tuning step aims to let LLM robustly assess the feasibility of the previously generated `task_plan`. While we score these motions, they serve more as hindsight to LLM. As stated before, `retune` lacks an objective function (or even a metric) to quantify the task performance to arrive at a set of globally optimum parameters. Forcing the robot to `retune` even after having achieved success did not necessarily exhibit a positive correlation with the accompanying motion scores (see Fig. 4). This might indicate a limitation in LLM: although the physical meaning of each metric is described, the LLM may struggle to adjust the robot system without a detailed model. This may imply a disconnect between the LLM's abstract and high-level task understanding and the specific, real-world requirements of robotic operations, highlighting the importance of integrating detailed robotic models with LLMs for more challenging action tuning. Thus, parameter tuning should be used only to achieve task success.

c) The performance fluctuation in LLM

to use LLM for TAMP, it is crucial to ensure stable performance by the LLM. However, we have noticed that the response quality and response time of LLM can vary greatly depending on the time of the day. The best performance is typically achieved during 0800–1600 CET, and degraded performance is outside this time window. While not encountered recently, *lazy planning* is also observed in LLM, especially for multi-object manipulation tasks. When this occurs, the LLM usually prescribes a `pick-place` routine for a few objects and then comments in `task_plan` to carry on similarly, without providing relevant actions and parameters. The retuning and replanning steps in our framework can only help prevent such plans from being used to instruct the real robot but cannot eliminate this issue.

C. Integrating LLM into Real Robotic System

The experimental results demonstrate that the proposed framework can leverage LLMs into creating context-aware motions, enhancing the robot’s adaptability to underlying task constraints and requirements. The main hurdle when integrating LLMs with actual robotic systems is the real-world interaction, mainly due to the LLM’s inability to adjust robot movements in real-time, such as responding to disturbances or avoiding collision in a changing environment. Therefore, the robot controller must equip the robot with robust and adaptive motions while avoiding collision in real-time for both self-collision and collision with the external environment.

We first tested this in simulation by setting up new scenarios for task execution. Between the original and the first new scenario (Figs. 9 (a) and (b)), adding randomness to the positions of objects in the scene allowed us to test the adaptability of the controllers to the action-parameter combinations. In the second setting (Fig. 9 (c)), adding a lamp as an additional obstacle in the workspace allowed us to test collision avoidance.

In our real-world tests, the DS-based controller significantly improved the robot’s ability to adjust and maintain stable performance, even under deliberate human interference. Additionally, the neural distance function facilitated immediate collision detection by inferring the robot’s collision status in real-time. This avoids the voxelization of the real world [12], which can hardly be applied to deal with a dynamic environment in real time. This highlights the essential role of an adaptive controller and collision detection algorithms in ensuring successful task execution by robotic systems when integrating LLMs into real robotic applications, underlining its importance for seamless motion execution.

VI. CONCLUSION

In this paper, we presented an LLM-based framework for robotic TAMP that incorporates *action contextualization*, adapting robot motion to the task context using insights from human experience embedded in the LLM. Our approach uniquely allows for online adjustment and replanning based on simulated outcomes, mitigated by motion scores, to address the LLM’s lack of awareness of robotic models and dynamics, ensuring more appropriate motion profiles for actual robots.

The integration of these elements offers a robust solution bridging task planning and robotic execution. Notably, the success of our real robotic experiments is largely attributed to the dynamical system-based robot controller and collision avoidance ability, which facilitates adaptive and reactive robot behavior in real time. The proposed framework can easily be extended to other real-world manipulation tasks, where context is crucial during planning and execution. The framework facilitates a straightforward integration with modular control strategies, such as motor primitives and Dynamic Movement Primitives. Essential to this integration is an appropriate parameterization of motion elements, which should capture the contextual details of the task, thus leveraging the potential benefits of LLM. Furthermore, by defining new actions and adding their descriptions to the existing stack, it is also possible to use user-defined robotic behavior during task execution. Similarly, defining new checks and adding their descriptions enables verification of the task execution. These aspects collectively contribute to an easy-to-program robotic agent for real-world task execution. Despite the successes, the LLM’s “black-box” nature presents inherent limitations and risks, warranting caution. Future work will explore selective score prioritization for motion refinement and developing a local skill model within the LLM for enhanced task-specific learning. Furthermore, we aim to generalize the formulation of our action sets to facilitate seamless integration with modular control approaches, significantly expanding the applicability of our framework.

ACKNOWLEDGMENT

This work was supported by the ERC Advanced Grant, Skill Acquisition in Humans and Robots (SAHR), project ID: 741945, funded by the European Commission. KY also received funding from the Swiss National Science Foundation (SNSF), project ID: P500PT_217882.

REFERENCES

- [1] Michael Ahn, Anthony Brohan, Noah Brown, Yevgen Chebotar, Omar Cortes, Byron David, Chelsea Finn, Chuyuan Fu, Keerthana Gopalakrishnan, Karol Hausman, et al. Do as i can, not as i say: Grounding language in robotic affordances. *arXiv preprint arXiv:2204.01691*, 2022.
- [2] Thomas Carta, Clément Romic, Thomas Wolf, Sylvain Lamprier, Olivier Sigaud, and Pierre-Yves Oudeyer. Grounding large language models in interactive environments with online reinforcement learning. *arXiv preprint arXiv:2302.02662*, 2023.
- [3] Yiting Chen, Xiao Gao, Kunpeng Yao, Loïc Niederhauser, Yasemin Bekiroglu, and Aude Billard. Differentiable robot neural distance function for adaptive grasp synthesis on a unified robotic arm-hand system. *arXiv preprint arXiv:2309.16085*, 2023.
- [4] Sachin Chitta, Ioan Sucan, and Steve Cousins. Moveit![ros topics]. *IEEE Robotics & Automation Magazine*, 19(1):18–19, 2012.
- [5] Yan Ding, Xiaohan Zhang, Chris Paxton, and Shiqi Zhang. Task and motion planning with large language models for object rearrangement. *arXiv preprint arXiv:2303.06247*, 2023.
- [6] Yan Ding, Xiaohan Zhang, Xingyue Zhan, and Shiqi Zhang. Task-motion planning for safe and efficient urban driving. In *Int. Conf. Intell. Robots Syst. (IROS)*, pages 2119–2125. IEEE, 2020.
- [7] Caelan Reed Garrett, Tomás Lozano-Pérez, and Leslie Pack Kaelbling. Pddlstream: Integrating symbolic planners and blackbox samplers via optimistic adaptive planning. In *Proc. Int. Conf. Autom. Plan. Sched.*, volume 30, pages 440–448, 2020.
- [8] Arthur M Glenberg and Michael P Kaschak. Grounding language in action. *Psychonomic bulletin & review*, 9(3):558–565, 2002.

- [9] Michael Görner, Robert Haschke, Helge Ritter, and Jianwei Zhang. Moveit! task constructor for task-level motion planning. In *2019 International Conference on Robotics and Automation (ICRA)*, pages 190–196. IEEE, 2019.
- [10] Thomas M. Howard, Stefanie Tellex, and Nicholas Roy. A natural language planner interface for mobile manipulators. In *Int. Conf. Robot. Autom. (ICRA)*, pages 6652–6659, Hong Kong, China, May 2014. IEEE.
- [11] Wenlong Huang, Pieter Abbeel, Deepak Pathak, and Igor Mordatch. Language models as zero-shot planners: Extracting actionable knowledge for embodied agents. In *Int. Conf. Mach. Learn.* PMLR, 2022.
- [12] Wenlong Huang, Chen Wang, Ruohan Zhang, Yunzhu Li, Jiajun Wu, and Li Fei-Fei. Voxposer: Composable 3d value maps for robotic manipulation with language models. *arXiv preprint arXiv:2307.05973*, 2023.
- [13] Lukas Huber, Jean-Jacques Slotine, and Aude Billard. Fast obstacle avoidance based on real-time sensing. *IEEE Robotics and Automation Letters*, 8(3):1375–1382, 2022.
- [14] Yuqian Jiang, Fangkai Yang, Shiqi Zhang, and Peter Stone. Task-motion planning with reinforcement learning for adaptable mobile service robots. In *2019 IEEE/RSJ International Conference on Intelligent Robots and Systems (IROS)*, pages 7529–7534. IEEE, 2019.
- [15] Yixiang Jin, Dingzhe Li, A Yong, Jun Shi, Peng Hao, Fuchun Sun, Jianwei Zhang, and Bin Fang. Robotgpt: Robot manipulation learning from chatgpt. *IEEE Robotics and Automation Letters*, 2024.
- [16] Bernd Kast, Philipp S Schmitt, Sebastian Albrecht, Wendelin Feiten, and Jianwei Zhang. Hierarchical planner with composable action models for asynchronous parallelization of tasks and motions. In *2020 4th IEEE Int. Conf. Robotic Comput. (IRC)*, pages 143–150. IEEE, 2020.
- [17] Charles A Klein and Bruce E Blaho. Dexterity measures for the design and control of kinematically redundant manipulators. *Int. J. Robot. Res. (IJRR)*, 6(2):72–83, 1987.
- [18] Shuang Li, Xavier Puig, Chris Paxton, Yilun Du, Clinton Wang, Linxi Fan, Tao Chen, De-An Huang, Ekin Akyürek, Anima Anandkumar, et al. Pre-trained language models for interactive decision-making. *Advances in Neural Information Processing Systems*, 35:31199–31212, 2022.
- [19] Kevin Lin, Christopher Agia, Toki Migimatsu, Marco Pavone, and Jeannette Bohg. Text2motion: From natural language instructions to feasible plans. *arXiv preprint arXiv:2303.12153*, 2023.
- [20] Changsong Liu, Shaohua Yang, Sari Saba-Sadiya, Nishant Shukla, Yunzhong He, Song-chun Zhu, and Joyce Chai. Jointly learning grounded task structures from language instruction and visual demonstration. In *Proc. Conf. Empir. Methods Nat. Lang. Process.*, pages 1482–1492, Austin, Texas, 2016. Association for Computational Linguistics.
- [21] Jason Xinyu Liu, Ziyi Yang, Ifrah Idrees, Sam Liang, Benjamin Schornstein, Stefanie Tellex, and Ankit Shah. Lang2LTL: Translating Natural Language Commands to Temporal Robot Task Specification, February 2023. *arXiv:2302.11649 [cs]*.
- [22] Yujie Lu, Weixi Feng, Wanrong Zhu, Wenda Xu, Xin Eric Wang, Miguel Eckstein, and William Yang Wang. Neuro-symbolic causal language planning with commonsense prompting. *arXiv e-prints*, pages arXiv–2206, 2022.
- [23] Masoumeh Mansouri, Federico Pecora, and Peter Schüller. Combining task and motion planning: Challenges and guidelines. *Frontiers in Robotics and AI*, 8:637888, 2021.
- [24] Dipendra K. Misra, Jaeyong Sung, Kevin Lee, and Ashutosh Saxena. Tell me Dave: Context-sensitive grounding of natural language to manipulation instructions. *Int. J. Robot. Res. (IJRR)*, 35(1-3):281–300, 2016.
- [25] Long Ouyang, Jeffrey Wu, Xu Jiang, Diogo Almeida, Carroll Wainwright, Pamela Mishkin, Chong Zhang, Sandhini Agarwal, Katarina Slama, Alex Ray, et al. Training language models to follow instructions with human feedback. *Adv. Neural Inf. Process. Syst. (NeurIPS)*, 35:27730–27744, 2022.
- [26] Max Pflueger and Gaurav S Sukhatme. Multi-step planning for robotic manipulation. In *2015 IEEE International Conference on Robotics and Automation (ICRA)*, pages 2496–2501. IEEE, 2015.
- [27] J Kenneth Salisbury and John J Craig. Articulated hands: Force control and kinematic issues. *Int. J. Robot. Res. (IJRR)*, 1(1):4–17, 1982.
- [28] Pratyusha Sharma, Antonio Torralba, and Jacob Andreas. Skill induction and planning with latent language. *arXiv preprint arXiv:2110.01517*, 2021.
- [29] Tom Silver, Soham Dan, Kavitha Srinivas, Joshua B. Tenenbaum, Leslie Pack Kaelbling, and Michael Katz. Generalized Planning in PDDL Domains with Pretrained Large Language Models, 2023. *arXiv:2305.11014 [cs]*.
- [30] Ishika Singh, Valts Blukis, Arsalan Mousavian, Ankit Goyal, Danfei Xu, Jonathan Tremblay, Dieter Fox, Jesse Thomason, and Animesh Garg. Progprompt: Generating situated robot task plans using large language models. In *Int. Conf. Robot. Autom.*, pages 11523–11530. IEEE, 2023.
- [31] Stefanie Tellex, Thomas Kollar, Steven Dickerson, Matthew Walter, Ashis Banerjee, Seth Teller, and Nicholas Roy. Understanding Natural Language Commands for Robotic Navigation and Mobile Manipulation. *Proceedings of the AAAI Conference on Artificial Intelligence*, 25(1):1507–1514, August 2011.
- [32] Jason Wei, Xuezhi Wang, Dale Schuurmans, Maarten Bosma, Fei Xia, Ed Chi, Quoc V Le, Denny Zhou, et al. Chain-of-thought prompting elicits reasoning in large language models. *Advances in Neural Information Processing Systems*, 35:24824–24837, 2022.
- [33] Jimmy Wu, Rika Antonova, Adam Kan, Marion Lepert, Andy Zeng, Shuran Song, Jeannette Bohg, Szymon Rusinkiewicz, and Thomas Funkhouser. TidyBot: personalized robot assistance with large language models. *Autonomous Robots*, 47(8):1087–1102, December 2023.
- [34] Tsuneo Yoshikawa. Manipulability of robotic mechanisms. *Int. J. Robot. Res. (IJRR)*, 4(2):3–9, 1985.
- [35] Andy Zeng, Maria Attarian, Brian Ichter, Krzysztof Choromanski, Adrian Wong, Stefan Welker, Federico Tombari, Aveek Purohit, Michael Ryoo, Vikas Sindhwani, et al. Socratic models: Composing zero-shot multimodal reasoning with language. *arXiv preprint arXiv:2204.00598*, 2022.
- [36] Michael R Zhang, Nishkrit Desai, Juhan Bae, Jonathan Lorraine, and Jimmy Ba. Using large language models for hyperparameter optimization. *arXiv e-prints*, pages arXiv–2312, 2023.
- [37] Zhehua Zhou, Jiayang Song, Kunpeng Yao, Zhan Shu, and Lei Ma. Isr-llm: Iterative self-refined large language model for long-horizon sequential task planning. *preprint arXiv:2308.13724*, 2023.

APPENDIX A CHECKS

Check 1 `can_grasp(object_to_grasp)`

Ensure: Returns True if the robot can grasp the object, otherwise False

```

distance  $\leftarrow$   $\|object\_to\_grasp_{pos} - gripper_{pos}\|_2$ 
if distance < obstacle_clearance then
    return True
else
    return False
end if

```

Check 2 `holding()`

Ensure: Returns True if the robot is holding an object, otherwise False

```

num_contact_points  $\leftarrow$  Number of contacts registered by the gripper's fingers
if num_contact_points < 2 then
    return False
else
    return True
end if

```

Check 3 `at_location(object, location)`

Ensure: Returns True if the object is at the specified location, otherwise False

```

distance  $\leftarrow$  minimum distance between object and location meshes
if distance < 10cm then
    return True
else
    return False
end if

```

Check 4 `can_reach(goal)`

Ensure: Returns True if it is feasible for the robot to reach the goal position from the current state, otherwise False

```

path  $\leftarrow$  IK_Solution(start = gripper_pos, end = goal_pos)
if exist(path) then
    return True
else
    return False
end if

```

Check 5 `check_motion_health()`

Ensure: Returns True if the robot's motion during the preceding action was safe for its hardware, otherwise False

```

if motion_score > 0 AND is_finite(motion_score) then
    return True
else
    return False
end if

```

APPENDIX B

INSTANCE OF PECULIAR PLANNING BY LLM

Case (a)

```
task_plan = [
    # Approach the glass with yellowish liquid with moderate speed and a grasp that
    # allows for a secure pick-up while avoiding obstacles.
    (0, 'approach', ('glass with yellowish liquid', 0.7, 0.01, 'side')),
    # Pick the glass from the side to avoid obstructing the grip if the glass is
    # wider at the top. Moderate speed chosen for better accuracy
    (1, 'pick', ('glass with yellowish liquid', 0.7, 0.01, 'side')),
    # Move to the storage shelf, identified as the most logical place for kitchenware,
    # with care to maintain speed that balances efficiency and safety of liquid
    # containment.
    (2, 'place', ('storage shelf', 0.9, 0.7, 0.01)),
    # The place action assumes the robot is at the location with the object, we do not
    # need to use approach beforehand, and must be careful with the orientation of
    # the glass since it contains liquid.
    (3, 'place', ('storage shelf', 0.9, 0.7, 0.01))
]
```

Case (b)

```
task_plan = [
    # Approach the whole apple from the side at moderate speed for better accuracy
    (0, 'approach', ('whole apple', 0.7, 0.02, 'side')),
    # Pick the apple from the side with low speed for control and precision
    (1, 'pick', ('whole apple', 0.3, 0.02, 'side')),
    # Approach the red trash can quickly as precision is less of a concern
    (2, 'approach', ('large red trash can', 0.7, 0.02, 'side')),
    # Drop the apple into the trash can without worrying about orientation
    (3, 'drop', ('large red trash can', 0.7, 0.02))
]
```

Case (c)

```
task_plan = [
    # Approach the whole apple with moderate speed and precision.
    (0, 'approach', ('whole apple', 0.5, 0.02, 'top')),
    # Moderate speed for precise movement. The clearance is set just tight enough for
    # a good approach, picking from the top to avoid damaging the fruit.
    # Pick up the whole apple once in reach.
    (1, 'pick', ('whole apple', 0.5, 0.02, 'top')),
    # Same speed as approach for consistency; we use top grasp to gently pick up the apple
    # without squeezing it.
    # Move to the white table's location to place the apple down.
    (2, 'place', ('white table', 0.5, 0.5, 0.02)),
    # This orientation ensures the apple is placed on the table without rolling,
    # with moderate speed for efficiency and care.
]
```

Case (d)

```
task_plan = [
    # The robot approaches the crumpled paper ball at a speed that has successfully worked
    # before.
    (0, 'approach', ('crumpled paper ball 2', 0.5, 0.01, 'top')),
    # Instead of picking it up, the robot now attempts to nudge the paper ball into the
    # trash can.
    (1, 'drop', ('large red trash can', 0.5, 0.01)),
]
```

APPENDIX C

PROMPT AND REPLY

Prompt 1: task plan generation

The image shows an indoor scene with a white table at the center, scattered with various objects. On the table, there are crumpled paper balls, a whole apple, a half-eaten apple, and two different types of glasses, one of which appears to be empty and one partially filled with a yellowish liquid. To the left, there is a large white sink with a faucet against a tiled wall. A storage shelf is also kept near the table. In the background, there are two doors, one closed and one ajar, and a folded white chair next to the table. On the right side, a large red trash can is visible, filled with discarded items including colorful plastic wrappers. The room has a clinical or institutional feel, possibly a break room or a workshop space.

The list of recognized objects is:

```
objects = ['white table', 'half-eaten apple', 'glass with yellowish liquid', 'large red trash can']
```

The list of recognized locations is:

```
locations = ['large white sink', 'faucet', 'tiled wall', 'closed door', 'ajar door', 'folded white chair', 'clinical room', 'storage shelf']
```

There is a robot, labeled 'robot', that can only manipulate ONE object at a time. The robot accepts commands in the form of 'action functions' written in Python. These action functions, which can be imported from the 'action_functions' library are:

`drop(location: str, speed: float, obstacle_clearance: float) -> None`: # Goes to 'location' and drops the grasped object over it. It is not advised to use the approach function directly before this one.

`approach(object_to_grasp: str, speed: float, obstacle_clearance: float, grasp: str) -> None`: # Moves the robot close to 'object_to_grasp' so that the object is in robot's reach

`place(location: str, orientation: float, speed: float, obstacle_clearance: float) -> None`: # Positions the 'grasped_object' on/at/in the 'location' and release the grasp. It is not advised to use the approach function directly before this one.

`pick(object_to_grasp: str, speed: float, obstacle_clearance: float, grasp: str) -> None`: # Instructs the robot to pick up the 'object_to_grasp', if it is close enough

The 'speed' argument for 'approach', 'pick', 'drop', and 'place' functions, assumes a value in [0,1] and regulates how fast the robot moves. The closer the value is to 1 the faster the robot moves. moving at a higher speed is faster but might result in a jerky and less precise motion.

The 'orientation' argument for the 'place' and 'drop' functions, regulates how crucial it is for the robot to maintain the original orientation of the object that the robot is holding. A value closer to 1, instructs the robot to strictly maintain the orientation, but may result in difficulty to avoid external perturbations or obstacles.

The 'grasp' argument for 'approach' and 'pick' assumes one of the two values ('top', 'side'), where 'top' instructs the robot to approach or pick the object from the top and select 'side' instructs the robot to approach or pick the object from the side.

The 'obstacle_clearance' for 'drop', 'approach', 'place', and 'pick' functions define how close the robot can get from an object (including the one it is trying to grasp in the pick action) before starting to avoid it. The distance is in meters. Small values allow the robot to get closer to obstacles and usually give a better chance of reaching the object, picking it up, and holding it. Typically values are between 0.005 and 0.05 although values out of this range are possible.

The actions described in these functions are the only motions known to the robot. The task for the robot is: "put away the 'half-eaten apple' and the 'glass with yellowish liquid' ". First, explain how you are going to solve the task, why each step is executed, and how it makes sense to a human that you do it this way. Then, using the actions functions, 'objects' and 'locations', define a task plan as a Python list of tuples (named 'task_plan'), for the robot to follow. The action_functions from the 'task_plan' will be directly run on the robot. Each element of the list is a tuple of the form (action number, action function name string, (arguments)). For each action, use object and task-specific arguments.

The first index of the plan should be 0. Take into account that some locations might be outside of the robot's reach and you might only be able to use 'drop' to put an object there. Do not make any assumptions. For the task plan, output a single code block. With each action include as the comment the reasoning behind the action and its parameters. Assume the necessary modules containing action functions have already been loaded. Write only a single assignment statement creating the full 'task_plan'. Do not abbreviate anything in the code you are writing. No matter how long it is, write it in full.

Reply 1

To accomplish the task, we need to create a plan that follows a sequence of picking and placing actions. The robot needs to identify the objects to be manipulated (half-eaten apple and glass with yellowish liquid), safely pick them up, navigate to an appropriate location to place or drop them, and then perform the placement or dropping action.

The robot can only handle one object at a time, so it will first deal with the half-eaten apple and then the glass with yellowish liquid. Since the only actions the robot can perform are approach, pick, place, and drop, we have to carefully decide the order and the specific parameters for each action to ensure a smooth execution. Also, since some locations might be hard to reach, we will have to use the drop functionality if necessary.

Given these considerations, we can devise the following plan:

- 1) Approach the half-eaten apple, ensuring that we have proper obstacle clearance.
- 2) Pick up the half-eaten apple, with an appropriate grasp to securely hold the apple.
- 3) Place the half-eaten apple in the large red trash can and release it gently to avoid spills or disturbing the trash can contents.
- 4) Approach the glass with yellowish liquid, again ensuring obstacle clearance.
- 5) Pick up the glass with the yellowish liquid with a grasp that prevents spilling.
- 6) Because the trash can might be hard to reach inside, we use a drop instead of a place to dispose of the glass.

Choosing proper speed and orientation values will help to ensure the robot moves efficiently without sacrificing accuracy or safety. We should choose slower speeds to pick and place/drop since these actions require more precision. We'll assume that the half-eaten apple and the glass can be oriented freely when dropped into the trash can (low orientation strictness) and that a closer obstacle clearance is preferable for a better chance of precise picking and placing.

```
# Define the task plan
task_plan = [
    # Approach the half-eaten apple with moderate speed for better precision
    # and sufficient obstacle clearance
    (0, 'approach', ('half-eaten apple', 0.5, 0.03, 'side')),

    # Pick the apple from the side to make sure we have a secure grip before lifting
    (1, 'pick', ('half-eaten apple', 0.5, 0.03, 'side')),

    # Place the apple in the large red trash can with less concern for its orientation
    (2, 'place', ('large red trash can', 0.2, 0.5, 0.03)),

    # Approach the glass with yellowish liquid slowly to avoid spilling the liquid
    (3, 'approach', ('glass with yellowish liquid', 0.5, 0.05, 'top')),

    # Pick the glass from the top to prevent spilling the liquid while maneuvering it
    (4, 'pick', ('glass with yellowish liquid', 0.5, 0.05, 'top')),

    # Drop the glass in the large red trash can without needing to maintain its orientation
    (5, 'drop', ('large red trash can', 0.5, 0.05))
]
```

Prompt 2: evaluation plan generation

The robot may not be able to execute an action function or encounter object collision during execution. Thus, it is required to check for completion of each action function after they have been performed.

For this, we define some 'checking functions' written in Python. These checking functions, which can be imported from the 'checking_functions' library are:

`can_grasp(object_to_grasp: str, grasp: str) -> bool: # Returns True if the robot is close enough to the 'object_to_grasp' to securely grasp it with the determined grasp 'side' or 'top'`

`holding() -> bool # Returns True if the robot is holding an object`

`at_location(object: str, location: str) -> bool: # Returns True if the 'object' is at the 'location'`

`collision_free() -> str: # If the robot encounters a collision while executing the preceding action, returns the object label string. Otherwise, ''.`

`timeout() -> Bool: # Returns True if the preceding action was executed in a timely fashion`

`check_motion_health() -> bool: # Returns True if the robot's motion during the preceding action was safe for its hardware`

`can_reach(goal: str, grasp: str) -> bool: # Returns True if it is feasible for the robot to reach the 'goal' object or location from the current state from the side determined by the grasp argument 'side' or 'top'. Objects that are out of the workspace will always return false.`

The grasp argument is the same as the one in the 'approach' and 'pick' functions. It assumes one of the two values 'top', 'side'

Using the 'checking_functions', 'locations', and 'objects', define an evaluation plan (named 'evaluation_plan') to verify the successful execution of each action. Additionally, for each action verify without fail:

- collision-free
- timely motion
- motion health

Output this plan as a Python list of tuples, where each tuple is of the form (action number int, dictionary with 'check_function' names as keys and a tuple of arguments as value, tuple of expected outputs). Do not assume any other object or location, beyond those in 'object_labels'. Each tuple is meant to be checked after the action with the corresponding number. Generate the entire plan. No reasoning, direct output.

Reply 2

```
evaluation_plan = [
    # After action 0 (approach half-eaten apple)
    (0, {'can_grasp': ('half-eaten apple', 'side'),
        'collision_free': (),
        'timeout': (),
        'check_motion_health': (),
        'can_reach': ('half-eaten apple', 'side')},
        (True, '', True, True, True)),

    # After action 1 (pick a half-eaten apple)
    (1, {'holding': (),
        'collision_free': (),
        'timeout': (),
        'check_motion_health': ()},
        (True, '', True, True)),
```



```

# After action 2 (place a half-eaten apple in the trash can)
(2, {'at_location': ('half-eaten apple', 'large red trash can'),
    'collision_free': (),
    'timeout': (),
    'check_motion_health': {}},
    (True, '', True, True)),

# After action 3 (approach glass with yellowish liquid)
(3, {'can_grasp': ('glass with yellowish liquid', 'top'),
    'collision_free': (),
    'timeout': (),
    'check_motion_health': {},
    'can_reach': ('glass with yellowish liquid', 'top')},
    (True, '', True, True, True)),

# After action 4 (pick glass with yellowish liquid)
(4, {'holding': (),
    'collision_free': (),
    'timeout': (),
    'check_motion_health': {}},
    (True, '', True, True)),

# After action 5 (drop glass in the trash can)
(5, {'at_location': ('glass with yellowish liquid', 'large red trash can'),
    'collision_free': (),
    'timeout': (),
    'check_motion_health': {}},
    (True, '', True, True))
]

```

Prompt 3: retuning in simulation

The robot failed during the task_plan's execution. The details are:

failure index: 2

failed action: place

current_arguments: ('large red trash can', 0.2, 0.5, 0.03)

motion score: 0.015802350054063646

failure reason: Action failed due to: collision_free() Collision encountered with glass with yellowish liquid.

Past failures of this action:

FAILURE: place: large red trash can (0.2, 0.5, 0.03) | score = 0.015802350054063646

The score indicates the suitability of a combination. A higher score is better. First, explain how the changes you are making will improve the chances of success of the task.

Then alter the arguments of the failed action at index 2 in 'task_plan', to overcome the failure.

Do not use other actions. Make in-place change in 'task_plan'.

Reply 3

The failure occurred because of a collision with the glass containing yellowish liquid during the placement of the half-eaten apple in the large red trash can. According to the motion score, the chosen parameters for the placement action were not suitable and led to a collision.

To improve the chances of success:

- We can adjust the 'obstacle_clearance' argument to be larger, ensuring that the robot maintains a safer distance from surrounding objects and avoids collisions.
- Additionally, the robot's speed during placement can be reduced to increase precision and control, which

is particularly important in a cluttered environment.

By making these adjustments, we can better ensure a collision-free motion and enhance the probability of a successful outcome. Now, let's make the necessary changes to the arguments of action 2 in the 'task_plan':

- Increase 'obstacle_clearance' from 0.03 to a larger value, let's say 0.05, to provide more clearance from obstacles.
- Decrease the 'speed' value to make the motion more controlled. Changing from 0.5 to a lower value such as 0.3, can help improve precision.

```
# Update the task_plan with new arguments for action 2
task_plan[2] = (2, 'place', ('large red trash can', 0.2, 0.3, 0.05))
```

Prompt 4: retuning in simulation

The robot failed during the task_plan's execution. The details are:

failure index: 2

failed action: place

current_arguments: ('large red trash can', 0.2, 0.3, 0.05)

motion score: 0.0308876651339363

failure reason: Action failed due to: at_location(('half-eaten apple', 'large red trash can')) Observed = False Expected = True | collision_free() Collision encountered with glass with yellowish liquid.

Past failures of this action:

FAILURE: place: large red trash can (0.2, 0.5, 0.03) | score = 0.015802350054063646

FAILURE: place: large red trash can (0.2, 0.3, 0.05) | score = 0.0308876651339363

The score indicates the suitability of a combination. A higher score is better. First, explain how the changes you are making will improve the chances of success of the task.

Then alter the arguments of the failed action at index 2 in 'task_plan', to overcome the failure.

Do not use other actions. Make in-place change in 'task_plan'.

Reply 4

The second failure occurred again due to a collision, but also because the half-eaten apple was not placed successfully in the large red trash can. Despite the adjustments made, the placement still resulted in a collision, and the objective wasn't achieved. The increased motion score reflects the improvements, but it still wasn't enough to avoid the collision and ensure the successful placement.

To further improve the chances of success, we should consider the following changes:

- Further increasing the 'obstacle_clearance' might help to avoid collisions by ensuring the robot stays further away from nearby objects. Since the trash can is likely large enough to accommodate this change, we can use this strategy without affecting the ability to place the object inside it.
- We could also consider modifying the 'orientation' parameter to allow more flexibility in the placement. This might help to avoid collisions with the glass with yellowish liquid.
- Maintaining a slower speed for the placement action is a good approach as it helps in precise and controlled movements, so we will keep the speed parameter as adjusted previously (0.3).

We will increase the 'obstacle_clearance' further and adjust the 'orientation' to a lower value. These combined should increase the placement accuracy and reduce the probability of collision. Let's change the obstacle_clearance to 0.07 and orientation to 0.1.

```
# Update the task_plan with new arguments for the failed action 2
task_plan[2] = (2, 'place', ('large red trash can', 0.1, 0.3, 0.07))
```

Prompt 5: retuning in simulation

The robot failed during the task_plan's execution. The details are:

failure index: 2

failed action: place

current_arguments: ('large red trash can', 0.1, 0.3, 0.07)

motion score: 0.04319835434592172

failure reason: Action failed due to: at_location(('half-eaten apple', 'large red trash can')) Observed = False Expected = True | collision_free() Collision encountered with glass with yellowish liquid.

Past failures of this action:

FAILURE: place: large red trash can (0.2, 0.5, 0.03) | score = 0.015802350054063646

FAILURE: place: large red trash can (0.2, 0.3, 0.05) | score = 0.0308876651339363

FAILURE: place: large red trash can (0.1, 0.3, 0.07) | score = 0.04319835434592172

The score indicates the suitability of a combination. A higher score is better. First, explain how the changes you are making will improve the chances of success of the task.

Then alter the arguments of the failed action at index 2 in 'task_plan', to overcome the failure.

Do not use other actions. Make in-place change in 'task_plan'.

Reply 5

The continuous failures due to collisions and unsuccessful placement suggest that the adjustments made so far are insufficient in preventing collisions with the glass containing yellowish liquid. Since the motion score improved with each change but still resulted in a collision, the modifications to orientation and obstacle clearance did not fully resolve the issue.

Taking into account the nature of the failures and also the fact that the collision happens with the same object (glass with yellowish liquid), it's possible that the spatial arrangement of the objects on the table is causing the robot to hit the glass while attempting to place the half-eaten apple in the trash can, which could mean that the robot's arm trajectory intersects with the glass's position. To improve the chances of success, we now have to find a different strategy within the constraints of the available action arguments that might involve rethinking the approach towards the trash can.

To overcome this issue, one strategy could be to:

- Further decrease the 'orientation' value, allowing even more flexibility in how the apple is placed inside the trash can in hopes of avoiding a collision.
- Further increase the 'obstacle_clearance' to maximize the distance from the glass with yellowish liquid. However, we must be cautious not to set the clearance too high, as it might make it impossible for the robot to reach into the trash can.
- If the previous adjustments to speed and clearance did not affect the result, we may consider slightly increasing the speed again to explore if a different arm trajectory is selected by the robot's planning system which avoids the glass.

Let's try:

- Maintaining the slower speed to assist with careful placement: 0.3 (As lower speed didn't seem to be the issue.)
- Increasing the 'obstacle_clearance' to 0.08 to see if a larger clearance can help avoid the glass.
- Setting the 'orientation' to 0, giving the robot maximum flexibility in how the apple is placed inside the trash can.

Since the motion scores do seem to be sensitive to the changes in the 'obstacle_clearance' and 'orientation', these changes could potentially avoid the collision and allow successful placement. Let's implement these in the 'task_plan':

```
# Update the task_plan with new arguments for the failed action 2
task_plan[2] = (2, 'place', ('large red trash can', 0, 0.3, 0.08))
```

Prompt 6: replanning in simulation

The robot failed during the task_plan's execution. The details are:

failure index: 2

failed action: place

current_arguments: ('large red trash can', 0, 0.3, 0.08)

motion score: 0.01331668352320572

failure reason: Action failed due to: collision_free() Collision encountered with glass with yellowish liquid.

Past failures:

FAILURE: place: large red trash can(0.2, 0.5, 0.03) | score = 0.015802350054063646

FAILURE: place: large red trash can(0.2, 0.3, 0.05) | score = 0.0308876651339363

FAILURE: place: large red trash can(0.1, 0.3, 0.07) | score = 0.04319835434592172

FAILURE: place: large red trash can(0, 0.3, 0.08) | score = 0.01331668352320572

Past successes:

SUCCESS: approach: half-eaten apple(0.5, 0.03, 'side') | score = 0.002667235367929972

SUCCESS: approach: half-eaten apple(0.5, 0.03, 'side') | score = 0.002641962213308816

SUCCESS: approach: half-eaten apple(0.5, 0.03, 'side') | score = 0.00390897408684617

SUCCESS: approach: half-eaten apple(0.5, 0.03, 'side') | score = 0.002450670636082305

SUCCESS: pick: half-eaten apple(0.5, 0.03, 'side') | score = 0.03308374125099294

SUCCESS: pick: half-eaten apple(0.5, 0.03, 'side') | score = 0.031066406658904498

SUCCESS: pick: half-eaten apple(0.5, 0.03, 'side') | score = 0.04395666157923764

SUCCESS: pick: half-eaten apple(0.5, 0.03, 'side') | score = 0.03289765198915318

Perform replanning by either using alternative action functions or altering the object interaction sequence.

Output the code as you did at first by assigning the full task plan to the variable 'task_plan' in a single statement.

Take into account the parameters I have asked you to change during our conversation if any.

In the new plan, make sure it is within plus or minus 5 actions of the original task plan.

Reply 6

Given the repeated failures at placing the half-eaten apple into the large red trash can due to collisions with the glass containing yellowish liquid, an alternative approach should be considered. Instead of trying to place the half-eaten apple directly into the trash can and risking another collision, the robot should drop the apple into the trash can. The drop function does not require the robot to be as close to the container as the place function, possibly allowing the robot to avoid the glass.

Additionally, the sequence of interacting with the objects should be changed to handle the glass with yellowish liquid first, moving it out of the way to prevent further collisions when the robot attempts to place or drop the half-eaten apple into the trash can.

Let's make the following changes to the task plan:

- 1) The robot will approach the glass with yellowish liquid first.
- 2) Then, the robot will pick up the glass with yellowish liquid.
- 3) The robot will drop the glass into the large red trash can.
- 4) The robot will then approach the half-eaten apple.
- 5) Next, the robot will pick up the half-eaten apple.
- 6) Finally, the robot will drop the half-eaten apple into the large red trash can.

This adjusted plan should avoid the immediate collision issue and will comply with the requirement to stay within plus or minus 5 actions of the original task plan. Here's the new plan:

```

# Define the new task plan
task_plan = [
# Approach the glass with yellowish liquid first with a moderate speed
# and obstacle clearance
(0, 'approach', ('glass with yellowish liquid', 0.5, 0.03, 'top')),

# Pick up the glass with yellowish liquid at a moderate speed ensuring a top grasp
(1, 'pick', ('glass with yellowish liquid', 0.5, 0.03, 'top')),

# Drop the glass with yellowish liquid in the large red trash can
(2, 'drop', ('large red trash can', 0.5, 0.03)),

# Now approach the half-eaten apple with moderate speed and obstacle clearance
(3, 'approach', ('half-eaten apple', 0.5, 0.03, 'side')),

# Pick up the half-eaten apple at a moderate speed ensuring a side grasp
(4, 'pick', ('half-eaten apple', 0.5, 0.03, 'side')),

# Drop the half-eaten apple in the large red trash can
(5, 'drop', ('large red trash can', 0.5, 0.03))
]

```

Prompt 7: generating new evaluation plan

The robot may not be able to execute an action function or encounter object collision during execution. Thus, it is required to check for completion of each action function after they have been performed.

For this, we define some 'checking functions' written in Python. These checking functions, which can be imported from the 'checking_functions' library are:

`can_grasp(object_to_grasp: str, grasp: str) -> bool`: # Returns True if the robot is close enough to the 'object_to_grasp' to securely grasp it with the determined grasp 'side' or 'top'

`holding() -> bool`: # Returns True if the robot is holding an object

`at_location(object: str, location: str) -> bool`: # Returns True if the 'object' is at the 'location'

`collision_free() -> str`: # If the robot encounters a collision while executing the preceding action, returns the object label string. Otherwise, ''.

`timeout() -> Bool`: # Returns True if the preceding action was executed in a timely fashion

`check_motion_health() -> bool`: # Returns True if the robot's motion during the preceding action was safe for its hardware

`can_reach(goal: str, grasp: str) -> bool`: # Returns True if it is feasible for the robot to reach the 'goal' object or location from the current state from the side determined by the grasp argument 'side' or 'top'. Objects that are out of the workspace will always return false.

The grasp argument is the same as the one in the 'approach' and 'pick' functions. It assumes one of the two values 'top', 'side'

Using the 'checking_functions', 'locations', and 'objects', define an evaluation plan (named 'evaluation_plan') to verify the successful execution of each action. Additionally, for each action verify without fail:

- collision-free
- timely motion
- motion health

Output this plan as a Python list of tuples, where each tuple is of the form (action number int, dictionary with 'check_function' names as keys and a tuple of arguments as value, tuple of expected outputs). Do not assume any other object or location, beyond those in 'object_labels'.

Each tuple is meant to be checked after the action with the corresponding number.

Generate the entire plan. No reasoning, direct output.

Reply 7

```
evaluation_plan = [
# After action 0 (approach glass with yellowish liquid)
(0, {'can_grasp': ('glass with yellowish liquid', 'top'),
'collision_free': (),
'timeout': (),
'check_motion_health': (),
'can_reach': ('glass with yellowish liquid', 'top')},
(True, '', True, True, True)),

# After action 1 (pick glass with yellowish liquid)
(1, {'holding': (),
'collision_free': (),
'timeout': (),
'check_motion_health': ()},
(True, '', True, True)),

# After action 2 (drop glass with yellowish liquid into trash can)
(2, {'at_location': ('glass with yellowish liquid', 'large red trash can'),
'collision_free': (),
'timeout': (),
'check_motion_health': ()},
(True, '', True, True)),

# After action 3 (approach half-eaten apple)
(3, {'can_grasp': ('half-eaten apple', 'side'),
'collision_free': (),
'timeout': (),
'check_motion_health': (),
'can_reach': ('half-eaten apple', 'side')},
(True, '', True, True, True)),

# After action 4 (pick a half-eaten apple)
(4, {'holding': (),
'collision_free': (),
'timeout': (),
'check_motion_health': ()},
(True, '', True, True)),

# After action 5 (drop half-eaten apple into the trash can)
(5, {'at_location': ('half-eaten apple', 'large red trash can'),
'collision_free': (),
'timeout': (),
'check_motion_health': ()},
(True, '', True, True))
]
```

Prompt 8: retuning in simulation

The robot failed during the task_plan's execution. The details are:

failure index: 3

failed action: approach
 current_arguments: ('half-eaten apple', 0.5, 0.03, 'side')
 motion score: 0.027770374130814297
 failure reason: Action failed due to: collision_free() Collision encountered with half-eaten apple.
 Past successes of this action:
 SUCCESS: approach: half-eaten apple (0.5, 0.03, 'side') | score = 0.002667235367929972
 SUCCESS: approach: half-eaten apple (0.5, 0.03, 'side') | score = 0.002641962213308816
 SUCCESS: approach: half-eaten apple (0.5, 0.03, 'side') | score = 0.00390897408684617
 SUCCESS: approach: half-eaten apple (0.5, 0.03, 'side') | score = 0.002450670636082305

The score indicates the suitability of a combination. A higher score is better. First, explain how the changes you are making will improve the chances of success of the task.

Then alter the arguments of the failed action at index 3 in 'task_plan', to overcome the failure.

Do not use other actions. Make in-place change in 'task_plan'.

Reply 8

The failure during the approach action towards the half-eaten apple suggests that despite previous successful attempts with the same parameters, a collision with the half-eaten apple occurred, possibly due to a slight change in the apple's position or the robot's starting position.

To improve the chances of successfully approaching the half-eaten apple without collision, we can:

- 1) Increase the 'obstacle_clearance' parameter to give the robot a wider berth around the apple, reducing the risk of bumping into it.
- 2) Adjust the speed slightly lower to provide the robot with more control during its approach, which could allow for finer adjustments to be made if the robot detects a potential collision.

These adjustments are practical and should give the robot a better chance of avoiding collision with the half-eaten apple or any other nearby objects. Let's increase the 'obstacle_clearance' to 0.05 meters and decrease the speed to 0.4.

Below is the updated action 3 in the 'task_plan':

```
# Update the task_plan with new arguments for the failed action 3
task_plan[3] = (3, 'approach', ('half-eaten apple', 0.4, 0.05, 'side'))
```

Prompt 9: retuning in simulation

The robot failed during the task_plan's execution. The details are:

failure index: 3
 failed action: approach
 current_arguments: ('half-eaten apple', 0.4, 0.05, 'side')
 motion score: 0.028076367878740724
 failure reason: Action failed due to: collision_free() Collision encountered with half-eaten apple.
 Past failures of this action:
 FAILURE: approach: half-eaten apple (0.4, 0.05, 'side') | score = 0.028076367878740724
 Past successes of this action:
 SUCCESS: approach: half-eaten apple (0.5, 0.03, 'side') | score = 0.002667235367929972
 SUCCESS: approach: half-eaten apple (0.5, 0.03, 'side') | score = 0.002641962213308816
 SUCCESS: approach: half-eaten apple (0.5, 0.03, 'side') | score = 0.00390897408684617
 SUCCESS: approach: half-eaten apple (0.5, 0.03, 'side') | score = 0.002450670636082305
 SUCCESS: approach: glass with yellowish liquid (0.5, 0.03, 'top') | score = 0.030006371189952436

The score indicates the suitability of a combination. A higher score is better. First, explain how the changes you are making will improve the chances of success of the task.

Then alter the arguments of the failed action at index 3 in 'task_plan', to overcome the failure.

Do not use other actions. Make in-place change in 'task_plan'.

Reply 9

The motion score indicates that the suitability of the action has improved slightly by increasing the 'obstacle_clearance' and reducing the speed, compared to the first attempt, but the robot still encountered a collision with the half-eaten apple. Given the failure despite these adjustments, a better approach may be to change the 'grasp' parameter from 'side' to 'top', which could allow the robot to approach from a different angle, potentially avoiding the collision.

By changing the grasp type to 'top', it's possible that the robot changes its approach trajectory to be more vertical, which can be helpful particularly if the 'side' approach was causing the collision. This top-down approach might help the robot avoid colliding with the half-eaten apple or any other surrounding objects on the table.

Let's implement these changes in the 'task_plan'. The 'speed' will remain at 0.4, which is slower than the initial value and will allow the robot to maintain better control over its movement. The 'obstacle_clearance' will remain at 0.05, as this value offered an improvement. The 'grasp' parameter will change to 'top'.

Here is the updated action 3 in the 'task_plan':

```
# Update the task_plan with new arguments for the failed action 3
task_plan[3] = (3, 'approach', ('half-eaten apple', 0.4, 0.05, 'top'))
```