

Personalized Collaborative Fine-Tuning for On-Device Large Language Models

Nicolas Wagner, Dongyang Fan, Martin Jaggi
EPFL, Switzerland
firstname.lastname@epfl.ch

Abstract

We explore on-device self-supervised collaborative fine-tuning of large language models with limited local data availability. Taking inspiration from the collaborative learning community, we introduce three distinct trust-weighted gradient aggregation schemes: weight similarity-based, prediction similarity-based and validation performance-based. To minimize communication overhead, we integrate Low-Rank Adaptation (LoRA) and only exchange LoRA weight updates. Our protocols, driven by prediction and performance metrics, surpass both FedAvg and local fine-tuning methods, which is particularly evident in realistic scenarios with more diverse local data distributions. The results underscore the effectiveness of our approach in addressing heterogeneity and scarcity within local datasets.

1 Introduction

Recently, there has been an unprecedented surge in the popularity of Large Language Models (LLMs), driven by their versatile capability to solve a wide range of tasks and serve as general-purpose models (Touvron et al., 2023; OpenAI et al., 2024; Jiang et al., 2024). Their downstream performances can be further enhanced by fine-tuning, which is typically conducted on fewer data and independently by different users, rather than in a centralized way. The scarcity of local data often renders local fine-tuning ineffective, necessitating collaboration. However, in many cases, end users usually have privacy concerns over their local data, such as patient records for hospitals (Li et al., 2023) and typing history for mobile phone users (Hard et al., 2018). Naturally, one might wonder *how we could enable users to collaborate to still obtain better models in the presence of small and privacy-sensitive local data.*

The possibility of on-device fine-tuning of LLMs has been facilitated by parameter-efficient techniques such as prompt tuning (Lester et al., 2021), adapters (Houlsby et al., 2019) and Low-Rank Adaptation (LoRA, Hu et al. (2022)). LoRA has gained widespread popularity for fine-tuning large language models since its introduction, which approximates weight updates through the multiplication of low-rank matrices. LoRA modules align with our collaboration initiative, as they allow for a significant reduction in communication overhead. A naive approach to leveraging local data from other users would be to average LoRA weights, which is the popular FedAvg algorithm proposed by McMahan et al. (2017). However, the resulting one global model solution might not fit all users' data distributions, especially when there is more heterogeneity present. As a result, we aim to develop personalized collaboration strategies for each user, which should surpass the performance of local fine-tuning and naive averaging approaches.

In pursuit of this objective, we introduce several collaborator selection protocols tailored for optimal LoRA weight averaging across diverse user profiles. While similar concepts have been extensively investigated within collaborative learning communities (Zhang et al., 2021; Sui et al., 2022; Fan et al., 2024), these approaches are only designed for supervised classification tasks and thus are not directly applicable to Large Language Models (LLMs). Nevertheless, we investigate how we can adapt and apply analogous principles to *determine optimal aggregation weights for LoRA matrices on a per-user basis.*

Our codes are available at <https://github.com/epfml/personalized-collaborative-llms>

Following some computational social science literatures (Urena et al., 2019; Zhang et al., 2022), we term the aggregation weight matrix “trust”, as if we view clients as members of a social group, their exchanged information can thus be regarded as opinions. Similarity measures can be useful for assessing trust between users, as users are more likely to consider and trust others with similar opinions. Such similarity measures are core to our proposed protocols, which we will discuss in Section 3.1.

Our contributions can be summarized in the following aspects:

- For the first time in the language domain, we explore realistic data heterogeneity among users, which involves diverse topic distributions and varying language usage. This introduces a new challenge as well as use case for language modeling.
- We demonstrate that collaboration can be leveraged to improve personalization performance in language modeling and present 3 unique collaboration protocols for identifying optimal collaborators.
- Our approach is well-suited for on-device fine-tuning, effectively mitigating challenges related to data scarcity and resource limitations.

2 Related Works

We focus on a *peer-to-peer decentralized learning* setting, where the existence of a central server is not assumed. Instead, the end users conduct peer-to-peer communication using decentralized schemes such as gossip averaging to aggregate local information across agents. To enable a personalized weighted aggregation, several recent works have proposed data-dependent communication protocols based on task similarities and node qualities. Notably, Zhang et al. (2021) derives a first-order approximation for optimal aggregation weights w_{ij}^* , which happens to be proportional to how well client j 's model generalizes on client i 's data. Li et al. (2022) directly optimizes the mixing weights by minimizing the local validation loss per node. Sui et al. (2022) uses the E-step of the EM algorithm to gauge the significance of other agents for a specific agent i , achieved through assessing the accuracy of these agents' models on the local data of agent i . Fan et al. (2024) adopt a different approach by comparing prediction similarity on a publicly available dataset, which largely reduces communication overhead and allows for model heterogeneity. These approaches have been showing promising performances in supervised deep learning experiments. In the language domain, the data heterogeneity across users is not well studied, and the effectiveness of the collaborator selection methods has not been explored for LLMs, where self-supervised training is performed.

Recently, groups of researchers have been investigating the intersection of Federated Learning and Large Language Model training. Due to the substantial number of model parameters, these efforts primarily focus on the post pre-training stages, often incorporating parameter-efficient techniques. We refer to the work of Fan et al. (2023) for a detailed framework. Among the endeavors, Zhang et al. (2023) employ FedAvg for collaborative instruction tuning, where they demonstrate superior performance in task generalization compared to local instruction tuning. Che et al. (2023) design an adaptive optimization method for collaborative prompt tuning, where a scoring method is applied to measure the importance of each layer and only prompt parameters of more important layers are exchanged during the tuning process, ensuring communication efficiency. Cho et al. (2024) tackles the challenge brought up by different LoRA ranks on heterogeneous devices. By performing rank self-pruning locally and sparsity-weighted aggregation at the server, improved convergence speed and final performance can be achieved. In contrast to these methods, we aim at providing personalized models to each user, instead of a global solution.

3 Methods

To start with, we first introduce how LoRA works. For a pre-trained model parameterized with $\Phi \in \mathbb{R}^{m \times n}$, the model updates during fine-tuning stage can be approximated by

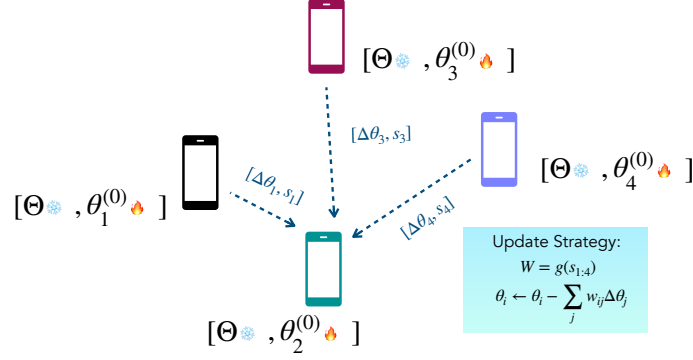


Figure 1: Diagram of our protocol. θ_i and $\Delta\theta_i$ represent LoRA weights and LoRA weight updates respectively. s_i denotes messages to send beside $\Delta\theta_i$, which represents either θ_i or $f_{\theta_i}(X_S)$ depending on the protocol (see Table 1). $g(\cdot)$ is our proposed trust calculation approach as detailed in Section 3.2.

multiplication of two low-rank matrices $A \in \mathbb{R}^{m \times r}$, $B \in \mathbb{R}^{r \times n}$

$$\Delta\Phi \approx AB, \quad \text{where} \quad r \ll \min(m, n) \quad (1)$$

We work in a setting where all users have the same LoRA rank r , and aim to arrive at their personalized $\Delta\Phi_i$. During the fine-tuning phase, only LoRA parameters will be updated, and the original weights of the pre-trained model will remain frozen. Therefore, it suffices to communicate LoRA weights, instead of the big chunk of whole parameters.

3.1 Our Protocol

We stick to the standard approach of sharing and aggregating model updates. Each user, through their unique data distribution, contributes to the collective learning process by sharing local model updates. Central to our approach is the so-called *trust matrix*, which we define as the gossip aggregation matrix to guide each user’s gradient aggregation. The calculation of trust matrix W will be detailed in Section 3.2. A simplified diagram of our protocol is shown in Figure 1.

Our proposed protocol is described in Algorithm 1. To summarize, the protocol is constituted with three phases: 1) each user $i \in [N]$ computes their LoRA weight update $\Delta\theta_i$ with respect to their local data (and if required, predictions $f_{\theta_i}(X_S)$ with respect to the shared dataset X_S); 2) each user communicates $[\theta_i, \Delta\theta_i]$ or $[f_{\theta_i}(X_S), \Delta\theta_i]$ to all other users, depending on the trust calculation strategy; 3) each user $i \in [N]$ calculates their unique trust weights W_i , locally in parallel and updates their LoRA weights using trust-weighted received gradients. It is noteworthy that different means of trust weight calculation require different information to be shared across the users, thus inducing distinct computation complexities and communication overheads. We will discuss those aspects in Section 3.3.

3.2 Trust Calculation

In this section, we explore different ways of building trust – gossip aggregation graph across users. Essentially, the weight of edge (i, j) should denote to what extent can user j ’s gradients help to facilitate user i ’s learning progress.

3.2.1 Weights similarity based

We employ pairwise LoRA weight similarity to compute trust scores among users. The underlying idea is that users whose model weights exhibit closer alignment likely possess data distributions that are more similar, thereby rendering their contributions more pertinent and advantageous to one another. This methodology shares a resemblance with Li et al.

Algorithm 1 Our proposed protocol

Require: Number of communication rounds T , pre-trained model Θ , initialized LoRA weights $\theta_i^{(0)}$, local dataset X_i , shared dataset X_S (required for strategy 3.2.3).

for $t = 1, \dots, T$ **do**

1. **in parallel** for each user $i \in [N]$ **do**

 Compute update $\Delta\theta_i^{(t-1)}$ on $\theta_i^{(t-1)}$ with respect to X_i

2. Each user $i \in [N]$ broadcast their $\Delta\theta_i^{(t-1)}$ to all others agents

3. **in parallel** for each user $i \in [N]$ **do**

 Calculate the trust matrix \mathbf{W} , based on a defined strategy (3.2.1, 3.2.2 or 3.2.3)

 Compute trust-weighted personalized weight update:

$$\vartheta_i^{(t)} = \sum_{j \in [N]} w_{ij} \Delta\theta_j^{(t-1)}$$

 Update LoRA parameters, with learning rate η

$$\theta_i^{(t)} = \theta_i^{(t-1)} - \eta \vartheta_i^{(t)}$$

end for

(2022), where the mixing weight is derived from the inner product between representations of different users' models via an encoder model. However, our approach involves directly measuring the similarity between model updates, without the need for an encoding module.

It appears that in addition to updating LoRA weights, they also need to be shared to compute the trust matrix. However, this additional communication can be efficiently circumvented, as the updates to LoRA weights are already exchanged, and the weights themselves can be readily derived by aggregating these updates in each iteration. The trust matrix \mathbf{W} is computed as follows:

$$\tilde{w}_{ij}^t = \frac{\langle \theta_i^{(t-1)}, \theta_j^{(t-1)} \rangle}{\|\theta_i^{(t-1)}\| \|\theta_j^{(t-1)}\|}, \quad \mathbf{W}^t = \text{SoftMax}(\tilde{\mathbf{W}}^t, \text{dim} = 1) \quad (2)$$

3.2.2 Validation performance based

Drawing inspiration from Zhang et al. (2021), we evaluate the pairwise trust w_{ij} based on how well user j 's model performs on the validation sets of user i . This method requires extra validation sets within each user, on which the performance assessment directly reflects the relevance and potential benefit of one user's model to another. The aim is to guide the aggregation process by favoring models that demonstrate compatible performance levels, thereby enhancing the overall effectiveness of collaborative learning. The calculation is denoted as:

$$\tilde{w}_{ij}^t = \mathcal{L}(f_{\theta_j^{t-1}}(X_i^{\text{val}}), X_i^{\text{val}}), \quad \mathbf{W}^t = \text{SoftMax}(-\tilde{\mathbf{W}}^t, \text{dim} = 1) \quad (3)$$

where $f_{\theta_j^{t-1}}(X_i^{\text{val}})$ denotes a forward pass of user j 's model on user i 's local validation set, and \mathcal{L} is the cross entropy loss for next token prediction.

3.2.3 Prediction similarity based

In the prediction similarity-based approach, following the trust weighing strategy from Fan et al. (2024), we derive aggregation weights by comparing the model's predictions on a shared dataset, in this case, logits across the vocabulary. A public dataset X_S will be added

to the input of Alg. 1, and additionally communicating those predictions between users is necessary, increasing communication cost. This method assesses how closely the predictions of different models align, prioritizing contributions from users whose models exhibit similar predictive behaviors. The trust is calculated based on l_1 distance between logits:

$$\tilde{w}_{ij}^t = |f_{\theta_i^{t-1}}(\mathbf{X}_S) - f_{\theta_j^{t-1}}(\mathbf{X}_S)|, \quad \mathbf{W}^t = \text{SoftMax}(-\tilde{\mathbf{W}}^t, \text{dim} = 1) \quad (4)$$

3.3 Remarks

Table 1 provides an overview of the communication and computation costs associated with the three proposed strategies.

On communication costs In terms of communication, both strategies 1 and 2 need to share LoRA weights (θ_i) on top of LoRA weight updates ($\Delta\theta_i$). Strategy 3 requires sharing logits ($f_{\theta_i}(\mathbf{X}_S)$) across the public dataset, rather than LoRA weights. Although the logits encompass the entire vocabulary, it is possible to heavily reduce its memory cost by artificially transforming it into a sparse matrix. The computation of trust through prediction similarity relies on the l_1 distance, and most entries of logits tend to be very close to zero, making it feasible to only keep the top- k logits values. This approach greatly cuts down on communication costs when sharing logits while still maintaining desired performance levels. For a detailed comparison of the measured communication costs, please refer to Appendix A.1. Nonetheless, as the communication of $\Delta\theta_i$ s remains unavoidable and constitutes the primary communication cost, there is not much variation in communication costs across all three strategies.

On extra computation costs Regarding additional computation costs, Strategy 1 involves only calculating cosine similarities between LoRA weights in addition to existing processes, the cost of which is in the order of the number of LoRA parameters. However, Strategies 2 and 3 necessitate multiple forward passes to generate predictions either on local validation sets or the publicly shared dataset. A forward pass is significantly more resource-intensive compared to cosine similarity calculations due to the model’s size. In Strategy 2, evaluating all models’ performance on each local validation set requires N^2 model inferences. In Strategy 3, each user needs extra forward passes to obtain predictions on \mathbf{X}_S , resulting in N times the model inference. Since \mathbf{X}_S and $\mathbf{X}_i^{\text{val}}$ are similar in size, the number of forward passes per inference doesn’t vary much. Thus, strategy 2 requires roughly N times more extra computation cost than strategy 3.

Strategy	Communicated Elements	Extra Computation Costs
1: Weights	$\{\theta_i, \Delta\theta_i\}_{i=1}^N$	$\mathcal{O}(Ldk)$ *
2: Validation	$\{\theta_i, \Delta\theta_i\}_{i=1}^N$	$\mathcal{O}(Ln^2d + Ld^2n) \cdot N^2$ ***
3: Predictions	$\{f_{\theta_i}(\mathbf{X}_S), \Delta\theta_i\}_{i=1}^N$	$\mathcal{O}(Ln^2d + Ld^2n) \cdot N$ **

Table 1: A comparison of communication and computation complexity across the strategies. L denotes the number of layers, d denotes the embedding size, n denotes context length and k denotes LoRA rank. N denotes the number of users in the system. It is clear strategy 2 adds the most extra computational cost, followed by strategy 3. Strategy 1 requires the least amount of computation on top.

4 Experiments

4.1 Setup

4.1.1 Experimental details

Our experimental setup was structured as follows: Each user was configured with a uniform model architecture, to ensure model updates can be shared and aggregated. We chose

relatively small LLMs constrained by the limited computing resources in academia. For each user, we equip them with a GPT2¹ base model, with 124 million parameters in total. It has 12 layers, 12 attention heads, embedding size 768 and vocabulary size 50257.

LoRA modules were applied on top of both Causal Self-Attention (SA) and MLP layers, constituting 0.47% of full parameters. The reason why we chose the two blocks is a trade-off between the model performance and communication overhead, as shown in Figure 2. Although incorporating LoRA modules onto Self Attention layers results in the most significant reduction in test perplexity per trainable parameter, integrating LoRA modules into MLP layers can contribute to further decreasing test perplexity while maintaining a reasonable number of trainable parameters.

The experiments were conducted, for each client, with a learning rate of 0.002, a batch size of 50 with 4 accumulation steps, a context length of 512, and a total of 500 iterations. Every user performs local training for 100 iterations before communication, so that the local models can start to diverge due to the variation of local data distributions. Afterward, communication and aggregation are done every 25 iterations. As we target a limited data regime, the number of iterations ensures that over 50 epochs of training are conducted in most datasets. Throughout all experiments, we use the same LoRA configurations: a rank of 4, an alpha value of 32.0, and a dropout rate of 0.1. The selection of hyperparameters is determined through a sweep of various values while considering the limitations posed by our computing resources, as presented in Appendix A.2.

4.1.2 Datasets

In vision tasks, realistic data heterogeneity arises from diverse domain distributions across clients and variations in image quality resulting from the use of different devices for data acquisition (Ogier du Terrail et al., 2022). However, within the domain of written language, realistic data heterogeneity frequently arises from variations between sources. Owners of such sources can differ in writing styles, vocabulary choices, grammar structures, and topic distribution. Our experiments are designed to examine diverse topic distributions and language usages exhibited by different users.

We focus on on-device fine-tuning scenarios, where the amount of available local training data may be limited. The diverse local data distribution originates from user-specific characteristics. For instance, users often possess unique topic preferences concerning news reading, and mobile phone users often type in different languages, prompting smart keyboards to enhance next-word prediction across different language blends. Following this, we investigate two levels of data heterogeneity: 1) *Low heterogeneity*, where each user is assigned two data categories from the entire set, and a (3/4, 1/4) mixture of these categories is allocated to each user. 2) *High heterogeneity*, where each user is exclusively assigned to one data category.

The descriptions of the three dataset partitionings utilized in our experiments are as follows:

1. AG News: News articles in four categories: "World", "Sports", "Business" and "Sci/Tech". (Zhang et al., 2015)
2. Multilingual Wikipedia: Wikipedia texts in three languages (categories): French, Italian, and German. (Wikimedia, 2022)

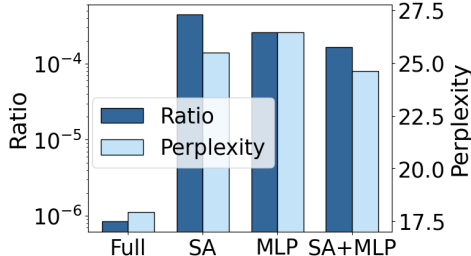


Figure 2: Ablation study of whether to add LoRA modules compared to full fine-tuning. Left bars correspond to *Ratio*, which denotes the decrease in test perplexity compared to the pre-trained model per trainable parameter (higher is better); right bars correspond to *perplexity*, which denotes test performance after fine-tuning (lower is better).

¹<https://github.com/karpathy/nanoGPT>

Datasets	# users	# Categories	# Training tokens	# Test tokens
AG News	4/8	4	$\sim 1'500'000/\sim 750'000$	$\sim 75'000/\sim 50'000$
Multi-Wiki	9	3	840'000	160'000
Codes-Wiki	8	2	840'000	160'000

Table 2: Dataset configurations used in the experiments. Reference data X_S is slightly larger in size than test tokens and $\sim 100'000$ tokens are sampled for logits computation. There is insufficient data from AG News to establish a meaningful public reference dataset, so we resort to ChatGPT to generate a synthetic one.

Datasets	Heterogeneity	with the most task overlap	with the least task overlap
AG News	Low	0.39-0.41	0.31-0.32
	High	0.42-0.44	0.28-0.33
Multi-Wiki	Low	0.45-0.46	0.19-0.24
	High	0.45-0.47	0.19-0.23
Codes-Wiki	Low	0.40-0.41	0.39-0.42
	High	0.41-0.42	0.12-0.13

Table 3: Jaccard Index values for various datasets, indicating the range of token overlap among clients in different configurations.

3. Codes-Wikipedia (Eng): The first category is Java code from GitHub ([HuggingFace](#)) and the second category is English Wikipedia text ([Wikimedia, 2022](#)).

The corresponding distributed datasets are presented in Table 2. Note that AG News and Codes-Wikipedia simulate different topic distributions across users, while Multilingual Wikipedia simulates different language usage across users. It is worth noting that even though the topics/languages are different, they can nevertheless share the same tokens in their vocabularies. The portion of overlapped tokens is indeed not small, as measured by the Jaccard Index in Table 3. Jaccard Index for multi-sets, is calculated as $J(\mathcal{D}_i, \mathcal{D}_j) = \frac{|\mathcal{D}_i \cap \mathcal{D}_j|}{|\mathcal{D}_i \cup \mathcal{D}_j|} \in [0, 0.5]$. A high Jaccard Index indicates that clients' data share a substantial number of the same tokens. Although this measure doesn't account for the context information, it provides insight into the likelihood of finding collaborators. In all our experiments, the shared public dataset X_S is sampled equally from each local distribution to ensure that the logit predictions are meaningful. In practice, such X_S can be chosen as any publicly available dataset from the same domain, or private data with data sanitization procedures enforced on top to secure user privacy.

4.1.3 Baselines

Our chosen baseline methods are: 1) Local Fine-Tuning, where there is no communication between users, 2) FedAvg ([McMahan et al., 2017](#)), where model updates are aggregated to obtain a global model for each user, and 3) FedAvg + Local Fine-Tuning ([Jiang et al., 2023](#)), where we spare 10% of training data for local fine-tuning after FedAvg training. We offer an extended table where we vary the amount of training data used for fine-tuning for completeness in Table 9 in Appendix. We further incorporate a strong baseline – *oracle*. The determination of *oracle* collaboration weights relies on the similarity of underlying data source distributions, which is typically *unknown* in practice. We give an example of how the *oracle* weights are determined: if user 1 has 1/4 German texts and 3/4 French texts, and user 2 has 1/4 German texts and 3/4 Italian texts, the oracle weights would be determined by the dot product of $[1/4, 3/4, 0]$ and $[1/4, 0, 3/4]$. After obtaining the pairwise dot product matrix, row normalization is performed.

Method	Multi-Wiki		Codes-Wiki	
	Low	High	Low	High
Local	1	1	1	1
FedAvg	1.6	4.2	2.0	1.7
Strategy 1	5.9	12.0	2.0	2.1
Strategy 2	1.1	2.6	1.5	NA
Strategy 3	2.9	NA	1.2	3.8

Table 4: Training time (X times the needed training iterations as in the fully connected case) required for a ring topology to achieve the same perplexity level as a fully connected topology. NA indicates we did not reach the same perplexity after ten times the training iterations.

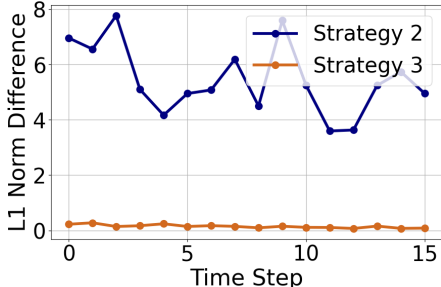


Figure 3: L1 norm of differences between W at two consecutive steps for Strategy 2 and Strategy 3

4.2 Results

Our main findings are summarized in Table 5. Compared to baseline approaches—local training, FedAvg, and FedAvg + FT—our test performance and prediction-based aggregation methods consistently outperform them across all datasets and scenarios. We emphasize that in language modeling, achieving a balance between personalization and collaboration is not straightforward. Despite significant differences between categories, there are notable similarities in sentence structure and word choices, alongside domain-specific vocabulary. The collaboration-then-personalization approach (FedAvg + Local Fine-Tuning) fails to achieve this balance. However, our methods successfully accomplish it.

Among our protocols, the predictions-based method exhibits the most superior test performance. Notably, the weights similarity-based aggregation method yields performance akin to FedAvg, where the trust weight is uniformly set to $1/N$ across all clients. Our methods can sometimes outperform *oracle* aggregation, suggesting that a *dynamic* collaborator selection protocol might be favored in different fine-tuning stages.

Ablation studies on the effect of LoRA ranks and local training set size can be found in Table 8 and Table 7 in Appendix A.3. Our prediction-based strategy consistently delivers superior performance.

A note on communication topology: While the paper demonstrates a fully connected communication topology, our protocols can support sparser communication patterns, as long as the graph represented by W is strongly connected (i.e., every vertex is reachable from every other vertex), though convergence will be slower. We provide experimental results on the training time required for a ring topology to achieve the same perplexity level as a fully connected topology in Table 4. In high heterogeneity scenarios where each client is allocated a specific category, a ring topology results in cases where adjacent clients do not share any categories, leading to an *oracle* trust weight of 0 and hence the NA entries. Despite this, our algorithm can still learn, converging to a perplexity approximately one point higher than reported for the fully connected case.

4.3 Trust matrix

We compare our learned trust matrices with the *oracle* trust matrix in Figures 4 and 5. It is evident that strategies 2 and 3 uncover similar collaboration patterns as suggested by the *oracle* matrix, whereas strategy 1 falls short in this regard. Specifically, strategy 1 assigns nearly identical trust weights to all other users, indicating nearly identical LoRA weights learned at convergence. This strange behavior is further investigated in Appendix A.4: even without communication, the LoRA weights across users are almost equally different, suggesting that *LoRA weights are not informative in collaborator selection when cosine similarity is used as the distance metric.*

Heterogeneity	Method	Datasets		
		AG News	Multi-Wiki	Codes-Wiki
Low	Local	30.17(0.17)	40.00(0.33)	19.57(0.23)
	FedAvg	31.66(0.20)	52.75(0.57)	17.53(0.19)
	FedAvg +FT	32.25(0.20)	48.02(0.25)	20.17(0.33)
	Strategy 1	31.43(0.35)	45.59(0.66)	17.57(0.21)
	Strategy 2	29.75(0.23)	36.93(0.17)	17.61(0.40)
	Strategy 3	29.81(0.13)*	36.70(0.23)	17.35(0.18)
	Oracle	29.56(0.21)	39.55(0.19)	17.42(0.19)
High	Local	28.67(0.13)	40.24(0.25)	17.56(0.08)
	FedAvg	32.08(0.13)	53.23(0.51)	16.68(0.06)
	FedAvg +FT	33.74(0.17)	48.07(0.18)	18.43(0.18)
	Strategy 1	31.93(0.86)	49.34(2.46)	16.84(0.05)
	Strategy 2	28.29(0.06)	37.20(0.20)	16.22(0.17)
	Strategy 3	28.72(0.27)*	36.92(0.16)	16.23(0.12)
	Oracle	28.08(0.11)	35.96(0.24)	16.20(0.05)

Table 5: Test perplexities (standard deviation) of our proposed strategies and baseline methods (lower is better). Strategy 1: weights similarity-based; strategy 2: validation performance-based, strategy 3: prediction similarity-based. * denotes that the used public dataset is a synthetic dataset we constructed using ChatGPT.

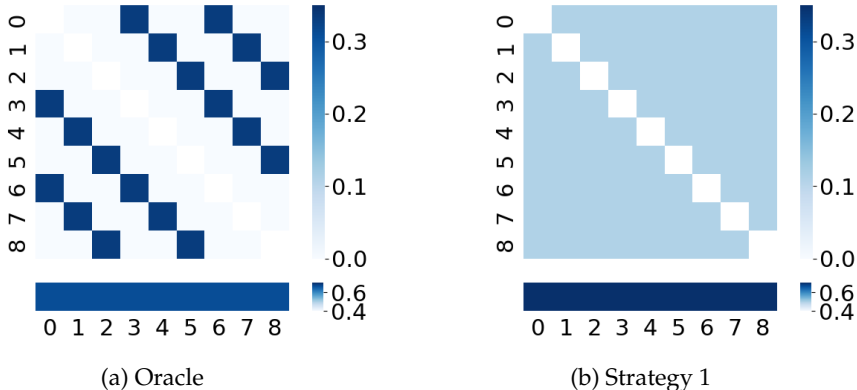


Figure 4: Oracle trust matrix versus learned trust matrix using strategy 1 when users are allocated with Multilingual Wikipedia datasets. The diagonal entries are masked out and the trust is measured when the training ends.

The success of strategies 2 and 3 underscores the advantage of utilizing predictions to identify collaborators. It is interesting how the distinctions between different users’ models become more pronounced after a forward pass. Such a phenomenon was not previously observed in the vision domain. We further noticed that trust matrices in strategy 3 are more stable across communication rounds compared to strategy 2, with fewer abrupt changes in values. As shown in Figure 3, the l_1 norm of the differences between W s at consecutive steps fluctuates significantly for Strategy 2. It is speculated that the more stable trust matrix in strategy 3 contributes to stabilizing the learning process, leading to better results.

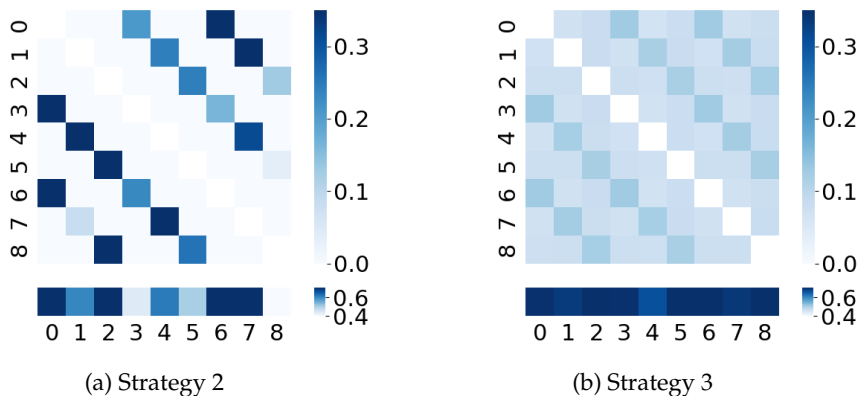


Figure 5: Learned trust matrix using strategies 2 and 3 when users are allocated with Multilingual Wikipedia datasets. The diagonal entries are masked out and the trust is measured when the training ends.

5 Conclusions

Drawing from insights in collaborative learning communities, we propose 3 collaboration protocols tailored for jointly on-device LLM fine-tuning. To our best knowledge, this is the first work demonstrating that collaboration can be leveraged to improve personalization performance in language modeling. Our methods can efficiently address challenges encountered in personalized LLMs, such as limited availability of local data and data heterogeneity stemming from user characteristics.

Remarkably, *predictions are more informative than model weights in identifying collaborators within the language domain*. Our Strategy 3, the predictions-based protocol, demonstrates promising practical applications for on-device deployment. It achieves superior performance while managing to maintain reasonable communication and computation costs.

6 Discussions and Future Work

In this study, we examined resource-constrained scenarios of collaborative LLM fine-tuning. While the investigation primarily delves into data heterogeneity, the exploration of model and resource diversities is also contemplated. For instance, in scenarios where users possess disparate capacities, the feasibility of devising a collaborative protocol to enhance model outcomes is questioned. [Cho et al. \(2024\)](#) have developed collaboration protocols tailored for circumstances wherein users exhibit varying levels of support for LoRA ranks. An intriguing avenue for further exploration involves elucidating the efficacy of collaborative approaches when users are equipped with distinct numbers of LoRA modules corresponding to their capacities, and how such collaborative endeavors can yield mutual benefits.

Furthermore, within the scope of this research, particular emphasis is placed on unsupervised fine-tuning. We only evaluated Next Token Prediction capabilities. However, the prospect of supervised fine-tuning, i.e. instruction tuning, aimed at facilitating generalization to unseen tasks, is worth further investigation. An intriguing question arises: Can users enhance their generalization capabilities through collaboration?

Our protocols are centered around *trust*. While the efficacy of trust in identifying collaborators has been thoroughly explored, there is potential for further investigation into its role in identifying adversarial users, which is one of the major challenges in Federated LLMs ([Chen et al., 2023](#)).

Acknowledgments

We thank Soumajit Majumder and Bettina Messmer for their helpful review and all the anonymous reviewers for their constructive feedback. We acknowledge funding from Huawei Cloud Intelligent Cloud Technologies Initiative, Google Research Collaborations, and from the Swiss National Science Foundation (SNSF) grant number 200020_200342.

References

- Tianshi Che, Ji Liu, Yang Zhou, Jiayang Ren, Jiwen Zhou, Victor Sheng, Huaiyu Dai, and Dejing Dou. Federated learning of large language models with parameter-efficient prompt tuning and adaptive optimization. In Houda Bouamor, Juan Pino, and Kalika Bali (eds.), *Proceedings of the 2023 Conference on Empirical Methods in Natural Language Processing*, pp. 7871–7888, Singapore, December 2023. Association for Computational Linguistics. doi: 10.18653/v1/2023.emnlp-main.488. URL <https://aclanthology.org/2023.emnlp-main.488>.
- Chaochao Chen, Xiaohua Feng, Jun Zhou, Jianwei Yin, and Xiaolin Zheng. Federated large language model: A position paper, 2023.
- Yae Jee Cho, Luyang Liu, Zheng Xu, Aldi Fahrezi, and Gauri Joshi. Heterogeneous low-rank approximation for federated fine-tuning of on-device foundation models. *arXiv preprint arXiv:2401.06432*, 2024.
- Dongyang Fan, Celestine Mender-Dünner, and Martin Jaggi. Collaborative learning via prediction consensus. *Advances in Neural Information Processing Systems*, 36, 2024.
- Tao Fan, Yan Kang, Guoqiang Ma, Weijing Chen, Wenbin Wei, Lixin Fan, and Qiang Yang. Fate-llm: A industrial grade federated learning framework for large language models, 2023.
- Andrew Hard, Chloé M Kiddon, Daniel Ramage, Françoise Beaufays, Hubert Eichner, Kanishka Rao, Rajiv Mathews, and Sean Augenstein. Federated learning for mobile keyboard prediction, 2018. URL <https://arxiv.org/abs/1811.03604>.
- Neil Houlsby, Andrei Giurgiu, Stanislaw Jastrzebski, Bruna Morrone, Quentin De Larousilhe, Andrea Gesmundo, Mona Attariyan, and Sylvain Gelly. Parameter-efficient transfer learning for nlp. In *International conference on machine learning*, pp. 2790–2799. PMLR, 2019.
- Edward J Hu, yelong shen, Phillip Wallis, Zeyuan Allen-Zhu, Yuanzhi Li, Shean Wang, Lu Wang, and Weizhu Chen. LoRA: Low-rank adaptation of large language models. In *International Conference on Learning Representations*, 2022. URL <https://openreview.net/forum?id=nZvKeeFYf9>.
- HuggingFace. URL <https://huggingface.co/datasets/codeparrot/github-code>.
- Albert Q. Jiang, Alexandre Sablayrolles, Antoine Roux, Arthur Mensch, Blanche Savary, Chris Bamford, Devendra Singh Chaplot, Diego de las Casas, Emma Bou Hanna, Florian Bressand, Gianna Lengyel, Guillaume Bour, Guillaume Lample, Léo Renard Lavaud, Lucile Saulnier, Marie-Anne Lachaux, Pierre Stock, Sandeep Subramanian, Sophia Yang, Szymon Antoniak, Teven Le Scao, Théophile Gervet, Thibaut Lavril, Thomas Wang, Timothée Lacroix, and William El Sayed. Mixtral of experts, 2024.
- Yihan Jiang, Jakub Konečný, Keith Rush, and Sreeram Kannan. Improving federated learning personalization via model agnostic meta learning, 2023. URL <https://arxiv.org/abs/1909.12488>.
- Brian Lester, Rami Al-Rfou, and Noah Constant. The power of scale for parameter-efficient prompt tuning, 2021.

- Rumeng Li, Xun Wang, and Hong Yu. Two directions for clinical data generation with large language models: Data-to-label and label-to-data. In Houda Bouamor, Juan Pino, and Kalika Bali (eds.), *Findings of the Association for Computational Linguistics: EMNLP 2023*, pp. 7129–7143, Singapore, December 2023. Association for Computational Linguistics. doi: 10.18653/v1/2023.findings-emnlp.474. URL <https://aclanthology.org/2023.findings-emnlp.474>.
- Shuangtong Li, Tianyi Zhou, Xinmei Tian, and Dacheng Tao. Learning to collaborate in decentralized learning of personalized models. In *Conference on Computer Vision and Pattern Recognition (CVPR)*, pp. 9756–9765, 2022.
- Brendan McMahan, Eider Moore, Daniel Ramage, Seth Hampson, and Blaise Agüera y Arcas. Communication-efficient learning of deep networks from decentralized data. In *Artificial intelligence and statistics*, pp. 1273–1282. PMLR, 2017.
- Jean Ogier du Terrail, Samy-Safwan Aayed, Edwige Cyffers, Felix Grimberg, Chaoyang He, Regis Loeb, Paul Mangold, Tanguy Marchand, Othmane Marfoq, Erum Mushtaq, et al. Flamby: Datasets and benchmarks for cross-silo federated learning in realistic healthcare settings. *Advances in Neural Information Processing Systems*, 35:5315–5334, 2022.
- OpenAI, Josh Achiam, Steven Adler, Sandhini Agarwal, Lama Ahmad, Ilge Akkaya, Florencia Leoni Aleman, Diogo Almeida, Janko Altmenschmidt, Sam Altman, Shyamal Anadkat, Red Avila, Igor Babuschkin, Suchir Balaji, Valerie Balcom, Paul Baltescu, Haiming Bao, Mohammad Bavarian, Jeff Belgum, Irwan Bello, Jake Berdine, Gabriel Bernadett-Shapiro, Christopher Berner, Lenny Bogdonoff, Oleg Boiko, Madelaine Boyd, Anna-Luisa Brakman, Greg Brockman, Tim Brooks, Miles Brundage, Kevin Button, Trevor Cai, Rosie Campbell, Andrew Cann, Brittany Carey, Chelsea Carlson, Rory Carmichael, Brooke Chan, Che Chang, Fotis Chantzis, Derek Chen, Sully Chen, Ruby Chen, Jason Chen, Mark Chen, Ben Chess, Chester Cho, Casey Chu, Hyung Won Chung, Dave Cummings, Jeremiah Currier, Yunxing Dai, Cory Decareaux, Thomas Degry, Noah Deutsch, Damien Deville, Arka Dhar, David Dohan, Steve Dowling, Sheila Dunning, Adrien Ecoffet, Atty Eleti, Tyna Eloundou, David Farhi, Liam Fedus, Niko Felix, Simón Posada Fishman, Juston Forte, Isabella Fulford, Leo Gao, Elie Georges, Christian Gibson, Vik Goel, Tarun Gogineni, Gabriel Goh, Rapha Gontijo-Lopes, Jonathan Gordon, Morgan Grafstein, Scott Gray, Ryan Greene, Joshua Gross, Shixiang Shane Gu, Yufei Guo, Chris Hallacy, Jesse Han, Jeff Harris, Yuchen He, Mike Heaton, Johannes Heidecke, Chris Hesse, Alan Hickey, Wade Hickey, Peter Hoeschele, Brandon Houghton, Kenny Hsu, Shengli Hu, Xin Hu, Joost Huizinga, Shantanu Jain, Shawn Jain, Joanne Jang, Angela Jiang, Roger Jiang, Haozhun Jin, Denny Jin, Shino Jomoto, Billie Jonn, Heewoo Jun, Tomer Kaftan, Łukasz Kaiser, Ali Kamali, Ingmar Kanitscheider, Nitish Shirish Keskar, Tabarak Khan, Logan Kilpatrick, Jong Wook Kim, Christina Kim, Yongjik Kim, Jan Hendrik Kirchner, Jamie Kiros, Matt Knight, Daniel Kokotajlo, Łukasz Kondraciuk, Andrew Kondrich, Aris Konstantinidis, Kyle Kosic, Gretchen Krueger, Vishal Kuo, Michael Lampe, Ikai Lan, Teddy Lee, Jan Leike, Jade Leung, Daniel Levy, Chak Ming Li, Rachel Lim, Molly Lin, Stephanie Lin, Mateusz Litwin, Theresa Lopez, Ryan Lowe, Patricia Lue, Anna Makanju, Kim Malfacini, Sam Manning, Todor Markov, Yaniv Markovski, Bianca Martin, Katie Mayer, Andrew Mayne, Bob McGrew, Scott Mayer McKinney, Christine McLeavey, Paul McMillan, Jake McNeil, David Medina, Aalok Mehta, Jacob Menick, Luke Metz, Andrey Mishchenko, Pamela Mishkin, Vinnie Monaco, Evan Morikawa, Daniel Mossing, Tong Mu, Mira Murati, Oleg Murk, David Mély, Ashvin Nair, Reiichiro Nakano, Rameesh Nayak, Arvind Neelakantan, Richard Ngo, Hyeonwoo Noh, Long Ouyang, Cullen O’Keefe, Jakub Pachocki, Alex Paino, Joe Palermo, Ashley Pantuliano, Giambattista Parascandolo, Joel Parish, Emy Parparita, Alex Passos, Mikhail Pavlov, Andrew Peng, Adam Perelman, Filipe de Avila Belbute Peres, Michael Petrov, Henrique Ponde de Oliveira Pinto, Michael, Pokorny, Michelle Pokrass, Vitchyr H. Pong, Tolly Powell, Alethea Power, Boris Power, Elizabeth Proehl, Raul Puri, Alec Radford, Jack Rae, Aditya Ramesh, Cameron Raymond, Francis Real, Kendra Rimbach, Carl Ross, Bob Rotsted, Henri Roussez, Nick Ryder, Mario Saltarelli, Ted Sanders, Shibani Santurkar, Girish Sastry, Heather Schmidt, David Schnurr, John Schulman, Daniel Selsam, Kyla Sheppard, Toki Sherbakov, Jessica Shieh, Sarah Shoker, Pranav Shyam, Szymon Sidor, Eric Sigler, Maddie Simens, Jordan Sitkin, Katarina

- Slama, Ian Sohl, Benjamin Sokolowsky, Yang Song, Natalie Staudacher, Felipe Petroski Such, Natalie Summers, Ilya Sutskever, Jie Tang, Nikolas Tezak, Madeleine B. Thompson, Phil Tillet, Amin Tootoonchian, Elizabeth Tseng, Preston Tuggle, Nick Turley, Jerry Tworek, Juan Felipe Cerón Uribe, Andrea Vallone, Arun Vijayvergiya, Chelsea Voss, Carroll Wainwright, Justin Jay Wang, Alvin Wang, Ben Wang, Jonathan Ward, Jason Wei, CJ Weinmann, Akila Welihinda, Peter Welinder, Jiayi Weng, Lilian Weng, Matt Wiethoff, Dave Willner, Clemens Winter, Samuel Wolrich, Hannah Wong, Lauren Workman, Sherwin Wu, Jeff Wu, Michael Wu, Kai Xiao, Tao Xu, Sarah Yoo, Kevin Yu, Qiming Yuan, Wojciech Zaremba, Rowan Zellers, Chong Zhang, Marvin Zhang, Shengjia Zhao, Tianhao Zheng, Juntang Zhuang, William Zhuk, and Barret Zoph. Gpt-4 technical report, 2024.
- Yi Sui, Junfeng Wen, Yenson Lau, Brendan Leigh Ross, and Jesse C. Cresswell. Find your friends: Personalized federated learning with the right collaborators, 2022.
- Hugo Touvron, Louis Martin, Kevin Stone, Peter Albert, Amjad Almahairi, Yasmine Babaei, Nikolay Bashlykov, Soumya Batra, Prajjwal Bhargava, Shruti Bhosale, Dan Bikel, Lukas Blecher, Cristian Canton Ferrer, Moya Chen, Guillem Cucurull, David Esiobu, Jude Fernandes, Jeremy Fu, Wenyin Fu, Brian Fuller, Cynthia Gao, Vedanuj Goswami, Naman Goyal, Anthony Hartshorn, Saghar Hosseini, Rui Hou, Hakan Inan, Marcin Kardas, Viktor Kerkez, Madian Khabsa, Isabel Kloumann, Artem Korenev, Punit Singh Koura, Marie-Anne Lachaux, Thibaut Lavril, Jenya Lee, Diana Liskovich, Yinghai Lu, Yuning Mao, Xavier Martinet, Todor Mihaylov, Pushkar Mishra, Igor Molybog, Yixin Nie, Andrew Poulton, Jeremy Reizenstein, Rashi Rungta, Kalyan Saladi, Alan Schelten, Ruan Silva, Eric Michael Smith, Ranjan Subramanian, Xiaoqing Ellen Tan, Binh Tang, Ross Taylor, Adina Williams, Jian Xiang Kuan, Puxin Xu, Zheng Yan, Iliyan Zarov, Yuchen Zhang, Angela Fan, Melanie Kambadur, Sharan Narang, Aurelien Rodriguez, Robert Stojnic, Sergey Edunov, and Thomas Scialom. Llama 2: Open foundation and fine-tuned chat models, 2023.
- Raquel Urena, Gang Kou, Yucheng Dong, Francisco Chiclana, and Enrique Herrera-Viedma. A review on trust propagation and opinion dynamics in social networks and group decision making frameworks. *Information Sciences*, 478:461–475, 2019.
- Wikimedia. Wikimedia downloads, 2022. URL <https://dumps.wikimedia.org>.
- Jianyi Zhang, Saeed Vahidian, Martin Kuo, Chunyuan Li, Ruiyi Zhang, Guoyin Wang, and Yiran Chen. Towards building the federated gpt: Federated instruction tuning. *arXiv preprint arXiv:2305.05644*, 2023.
- Michael Zhang, Karan Sapra, Sanja Fidler, Serena Yeung, and Jose M. Alvarez. Personalized federated learning with first order model optimization. In *International Conference on Learning Representation*, 2021.
- Xiang Zhang, Junbo Zhao, and Yann LeCun. Character-level convolutional networks for text classification. *Advances in neural information processing systems*, 28, 2015.
- Yangjingjing Zhang, Xia Chen, Lei Gao, Yucheng Dong, and Witold Pedrycz. Consensus reaching with trust evolution in social network group decision making. *Expert Systems with Applications*, 188:116022, 2022.

A Appendix

A.1 Communication cost experiments

Table 6 is a more detailed analysis of the communication costs within each communication round. In this specific case, communicating logits is the most costly. However, the cost can be largely reduced (to 0.014% of the original size) via sparse encoding techniques.

Note that different communicated units scale with different quantities. When the model size is larger, for example in billions, weights and weight updates can be larger than logits. In this case, logits can even emerge as a preferable communication unit over weights or gradients without compression.

Communicated Elements	Communication Costs	Measured Costs (MB)
LoRA weights (θ_i)	$\mathcal{O}(Ldk)$	2.359
LoRA weight updates ($\Delta\theta_i$)	$\mathcal{O}(Ldk)$	2.359
Logits ($f_{\theta_i}(X_S)$)	$\mathcal{O}(V)$	40.206
Sparse Top-K Logits ($f_{\theta_i}(X_S)_{COO}$)	$\mathcal{O}(K)$	0.560

Table 6: A comparison of communication complexity across the different shared units. L denotes the number of layers, d denotes the embedding size, k is the LoRA rank, V denotes the vocabulary size and K denotes the number of logits kept for communication. COO denotes the sparse encoding used, *Coordinate list*.

A.2 Hyper-parameters details

The choice of our hyper-parameters is influenced by resource constraints, primarily due to memory limitations (training conducted on a single NVIDIA A100 GPU with 40GB memory) and time constraints, as we needed to fine-tune up to 9 large language models (LLMs). Through empirical observation, we found that a batch size of 50 with 4 accumulation steps and a context length of 512 performed well within memory constraints. Additionally, while increasing the LoRA rank slightly improved test perplexity, the associated increase in training time rendered it uninteresting for our experiments. Therefore, we opted for LoRA rank 4. Three hyper-parameters remain to be tuned: learning rate, LoRA alpha, and LoRA dropout. In Figure 6, the best perplexity was achieved with a learning rate of 0.002, LoRA dropout of 0.1, and LoRA alpha of 32.

A.3 Additional Ablations

A.3.1 Impact of local dataset size

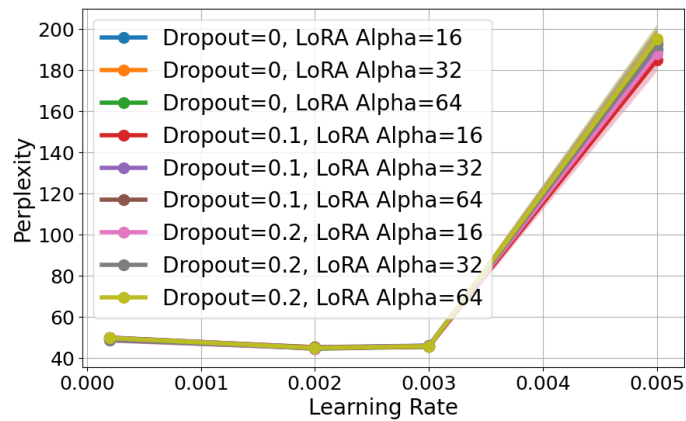
We increase the number of training tokens by 100 times, resulting in 84 million training tokens per client in the multilingual setup. The ranking of all methods remained consistent with what we report in Table 5.

Method	Local	FedAvg	Strategy 1	Strategy 2	Strategy 3	Oracle
val ppl	37.80(0.15)	56.69(0.35)	48.47(2.55)	36.17(0.30)	35.63(0.15)	35.59 (0.16)

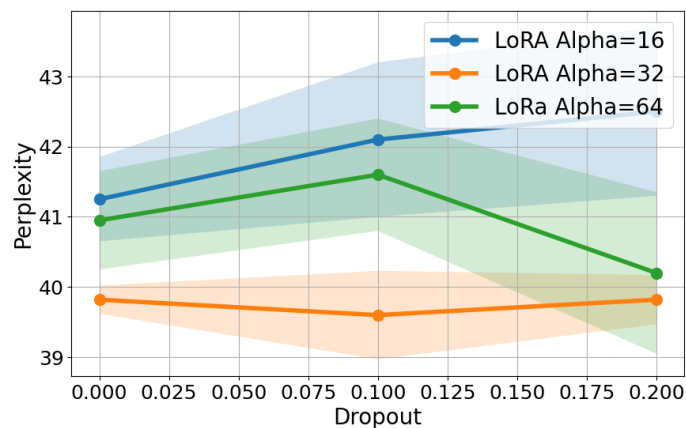
Table 7: Comparison of methods on Multi-Wiki dataset

A.3.2 Impact of LoRA ranks

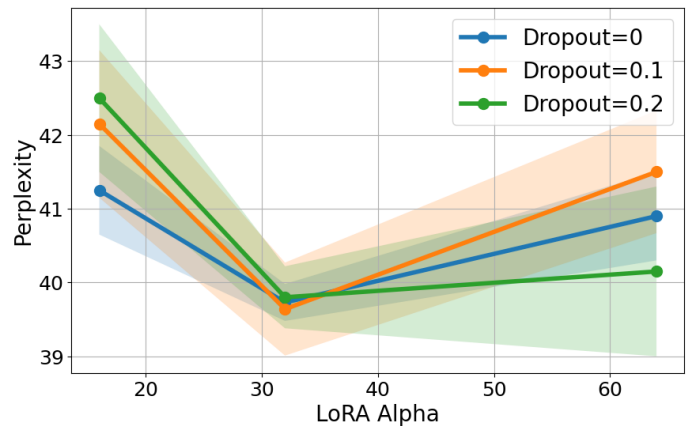
In the main body, we restrict the LoRA rank to 4 to maintain a low computational budget. We conduct an ablation study on the LoRA ranks and present the results in Table 8. The rankings of the methods are consistent with our previous findings, with strategy 3 being the best method. Additionally, as expected, a higher LoRA rank results in lower test perplexity.



(a) With respect to learning rate



(b) With respect to LoRA dropout



(c) With respect to LoRA alpha

Figure 6: Hyperparameter tuning on learning rate, dropout, and LoRA alpha. LoRA dropout and LoRA alpha have a very small impact on the perplexity, the most important hyperparameter is the learning rate.

A.3.3 FedAvg with Local Fine-Tuning

To understand better the relationship between the performance of FedAvg + Local Fine-Tuning and the relative size of the local fine-tuning dataset, we spare different percentages

LoRA Ranks	4	8	16	32
Local	40.24(0.25)	33.15(0.15)	29.14(0.11)	27.41(0.11)
FedAvg	53.23(0.51)	48.84(0.34)	42.68(0.06)	40.12(0.25)
Strategy 1	49.34(2.46)	48.37(1.26)	40.50(0.11)	34.65(5.73)
Strategy 2	37.20(0.20)	30.41(0.13)	26.36(0.12)	24.37(0.20)
Strategy 3	36.92(0.12)	30.25(0.19)	26.30(0.11)	24.39(0.02)
Oracle	35.96(0.24)	30.06(0.16)	26.16(0.07)	24.43(0.10)

Table 8: Comparison of different methods with various LoRA ranks

of local data for fine-tuning purposes, and the results are presented in Table 9. With more local fine-tuning data, the performance gets closer to Local training without collaboration.

Heterogeneity	Method	Datasets		
		AG News	Multi-Wiki	Codes-Wiki
Low	Local	30.17(0.17)	40.00(0.33)	19.57(0.23)
	FedAvg	31.66(0.20)	52.75(0.57)	17.53(0.19)
	FedAvg +FT (10%)	32.25(0.20)	48.02(0.25)	20.17(0.33)
	FedAvg +FT (25%)	31.29(0.15)	43.74(0.24)	20.10(0.25)
	FedAvg +FT (50%)	30.03(0.23)	39.79(0.21)	19.59(0.26)
	Strategy 1	31.43(0.35)	45.59(0.66)	17.57(0.21)
	Strategy 2	29.75(0.23)	36.93(0.17)	17.61(0.40)
	Strategy 3	29.81(0.13)*	36.70(0.23)	17.35(0.18)
	<i>Oracle</i>	29.56(0.21)	39.55(0.19)	17.42(0.19)
High	Local	28.67(0.13)	40.24(0.25)	17.56(0.08)
	FedAvg	32.08(0.13)	53.23(0.51)	16.68(0.06)
	FedAvg +FT (10%)	33.74(0.17)	48.07(0.18)	18.43(0.18)
	FedAvg +FT (25%)	32.11(0.16)	43.68(0.13)	18.15(0.11)
	FedAvg +FT (50%)	29.84(0.09)	40.14(0.19)	17.88(0.16)
	Strategy 1	31.93(0.86)	49.34(2.46)	16.84(0.05)
	Strategy 2	28.29(0.06)	37.20(0.20)	16.22(0.17)
	Strategy 3	28.72(0.27)*	36.92(0.16)	16.23(0.12)
	<i>Oracle</i>	28.08(0.11)	35.96(0.24)	16.20(0.05)

Table 9: (Extended) Test perplexities (standard deviation) of our proposed strategies and baseline methods (lower is better). Strategy 1: weights similarity-based; strategy 2: validation performance-based, strategy 3: prediction similarity-based. * denotes that the used public dataset is a synthetic dataset we constructed using ChatGPT.

A.4 Weight similarity based trust further analysis

We offer a comprehensive analysis to elucidate why Strategy 1 underperforms the other two strategies. The convergent weight similarity-based trust matrix resembling a uniform matrix is noteworthy. This occurrence is peculiar, as we would anticipate heterogeneity due to the varying distributions of users’ data.

A.4.1 Strategy 1 trust matrix converges to uniform even without communication

We let each user perform local fine-tuning for 500 iterations (~ 50 epochs). Figure 7 illustrates learned trust matrices using strategy 1 in different global rounds. Note that here,

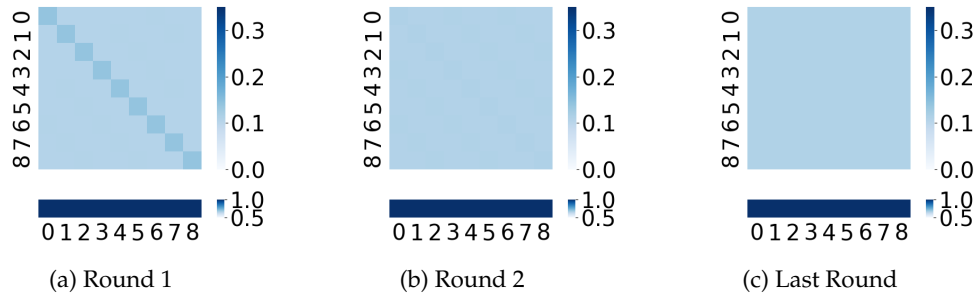


Figure 7: Learned trust matrix using strategy 1 at different global rounds, without communication, when users are allocated with Multilingual Wikipedia datasets.

we use one global round to represent every 25 iterations, *without* any actual communication between users. Figure 8 shows the learned trust matrices at convergence using the three different strategies.

Even without communication, the learned trust matrix using Strategy 1 becomes uniform. This indicates that the users learned almost identical LoRA weights.

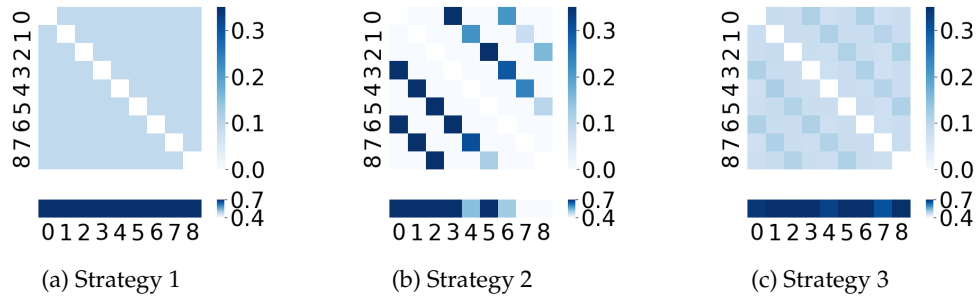


Figure 8: Learned trust matrix using strategies 1, 2, and 3 when users are allocated with Multilingual Wikipedia datasets. No communication and aggregation are performed.

A.4.2 Strategy 1 learns the collaboration pattern, but at a tiny scale

We dive into this bizarre observation. In Figure 9, we plot out the exact same trust matrices as in Figure 7, but present with a much smaller scale. This visualization indicates that Strategy 1 indeed can identify users who are more helpful to collaborate with, but the distinction between more and less helpful collaborators is not pronounced.

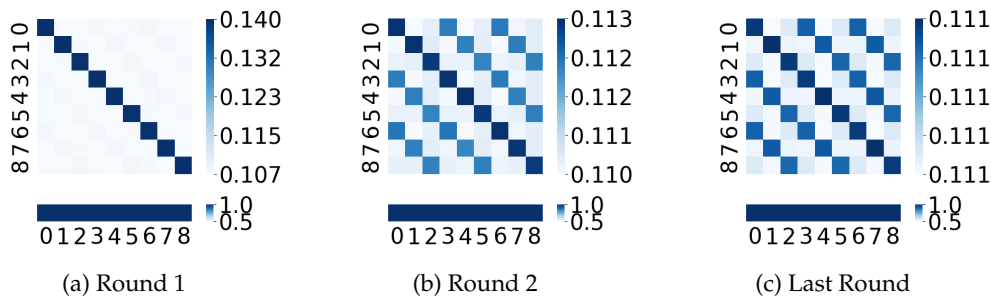


Figure 9: Learned trust matrix using strategy 1 at different global rounds, without communication, when users are allocated with Multilingual Wikipedia datasets. Displayed with a smaller scale.