

# Transformer-based Joint Modelling for Automatic Essay Scoring and Off-Topic Detection

Sourya Dipta Das\*, Yash Vadi\*, Kuldeep Yadav

SHL Labs, India

sourya.das@shl.com, yash.vadi@yahoo.com, kuldeep.yadav@shl.com

## Abstract

Automated Essay Scoring (AES) systems are widely popular in the market as they constitute a cost-effective and time-effective option for grading systems. Nevertheless, many studies have demonstrated that the AES system fails to assign lower grades to irrelevant responses. Thus, detecting the off-topic response in automated essay scoring is crucial in practical tasks where candidates write unrelated text responses to the given task in the question. In this paper, we are proposing an unsupervised technique that jointly scores essays and detects off-topic essays. The proposed Automated Open Essay Scoring (AOES) model uses a novel topic regularization module (TRM), which can be attached on top of a transformer model, and is trained using a proposed hybrid loss function. After training, the AOES model is further used to calculate the Mahalanobis distance score for off-topic essay detection. Our proposed method outperforms the baseline we created and earlier conventional methods on two essay-scoring datasets in off-topic detection as well as on-topic scoring. Experimental evaluation results on different adversarial strategies also show how the suggested method is robust for detecting possible human-level perturbations.

**Keywords:** Automated Essay Scoring, Off-Topic Detection, Transformer, Automated Open Essay Scoring.

## 1. Introduction

Writing assessments are used in many business and academic institutions to measure the written language competency of prospective employees or students, and AES are often widely used to automate the grading process. The candidates are assessed based on the written essay by taking multiple factors into consideration, such as grammar usage, choice of word style to convey the central idea, ability to write a coherent piece of text, factuality, relevance, etc. In spite of many deep learning and transformer-based methods Yang et al. (2020); Wang et al. (2022) showing high human-level agreement scores with these AES systems, Kabra et al. (2022); Parekh et al. (2020); Ding et al. (2020); Perelman (2020) have showcased that many automated scoring systems are vulnerable to an adversarial attack by the test-taker. Specifically, Kabra et al. (2022) has showcased that different state-of-the-art AES methods suffer from adversarial responses and fail to provide a low score for them. Moreover, we found that adding unrelated content improved the scores. Parekh et al. (2020) has showcased that AES is *overstable* (large change in input essay response but little or no change in output score). For instance, some candidates could attempt to write a planned response that is unrelated to the question in an effort to inflate their score. These unrelated responses are not related to the question prompt and should not be graded more than zero on the content score. It is crucial to develop an efficient assessment scor-

ing system that can flag these responses in order to validate the assessment scores and maintain trustworthiness.

In the real scenario, these off-topic responses might arise from a wide variety of sources. Furthermore, using a supervised approach for training a model to classify whether the response is on-topic or off-topic will not generalize well Xu et al. (2021), as collecting off-topic responses with every possible combination is not practically possible. Based on the success of the transformer-based model Yang et al. (2020); Wang et al. (2022); Ludwig et al. (2021) in natural language understanding, we used the BERT Devlin et al. (2018) model for this study. In this paper, we present an approach that can be jointly used for essay grading and off-topic detection. We propose the AOES model with an additional regularization branch, that calibrates the regression output of the model. We further showcased that the proposed architecture with Mahalanobis distance can be utilized for both essay scoring and off-topic essay detection. Additional testing on the adversarial test cases demonstrates that this approach is immune to detecting adversarial responses. So, the proposed model offers a useful compromise whereby humans just need to assess a few samples that have been indicated by the detector models in suspicion of cheating or mischievous activity. Our contributions in this paper are listed below:

- We propose a novel multi-task joint AOES model that can be used to jointly score the on-topic essay and detect off-topic responses, unlike previous methods where separate mod-

\*These authors contributed equally to this work

els are used for essay score estimation and off-topic text detection.

- We present a Mahalanobis distance-based unsupervised approach for off-topic detection that does not require additional off-topic data during training.
- We evaluate our method on two essay datasets, ASAP-AES, an open source dataset, and PsyW-Essay, an in-house industrial dataset, and have also shown that AOES can consistently improve upon baseline methods and previous supervised, unsupervised state-of-the-art methods.
- We also evaluate our method on various off-topic adversarial perturbations and show effectiveness in the detection of these adversarial samples.

## 2. Related Work

In recent years, there has been some research work on off-topic detection. Off-topic Detection has been explored in both supervised and unsupervised settings for both essay and transcribed spoken responses. There are very few works done in unsupervised settings particularly. We begin with an unsupervised method [Louis and Higgins \(2010\)](#) who proposed two methods that expand the short question prompt with the words most likely to appear in the essay with respect to that prompt after applying spelling correction in the response text. After that, they compared the similarity between the response essay and corresponding question prompt to detect the off-topic essay. In supervised methods, [Wang et al. \(2019\)](#) suggested a method that first creates a similarity grid for each pair of responses and its corresponding question prompt. This similarity grid will be then fed into the Inception net to classify whether the response belongs to that prompt or not. [Shahzad and Wali \(2022\)](#) proposed a method by combining idf weighted word, average word embeddings, and word mover distance embedding vectors together and then trained a random forest classifier for detection. [Yoon et al. \(2017\)](#) proposed an automatic filtering model that uses both a set of linguistic features like vocabulary, and grammar skills and document semantic similarity features based on word hypotheses and content models to detect off-topic responses. A subset of the features listed was also leveraged by other studies, including [Huang et al. \(2018\)](#) and [Lee et al. \(2017\)](#), to access similarity between questions and responses, and these features were subsequently used to train deep networks. [Raina et al. \(2020\)](#) combined Hierarchical attention based topic model (HATM) and Similarity

Grid model (SGM) for off-topic spoken essay detection. [Malinin et al. \(2016\)](#) proposed a Question Topic Adaptive RNNLM framework that learns to associate candidate responses to given questions with samples in a topic space constructed using these responses only. But According to the latest study [Singla et al. \(2021\)](#), most of these previous off-topic detection models cannot detect adversarial samples.

## 3. Problem Statement

In the Automatic Essay Scoring System, a candidate's written essay will be either an on-topic essay response, which will be evaluated by the system or an off-topic essay response, which will be rejected by the system and given zero score. This problem statement is formally defined below.

We are given an on-topic essay training set  $S_{train} = \{X_e, Y_g\} = \{(X_e^i, Y_g^i)\}_{i=1}^M$ , where  $M$  is number of training samples. Each input sample  $(X_e^i, Y_g^i)$ , an candidate's written response text  $X_e^i$  and its assessment score  $Y_g^i \in \mathbb{Q}$ . During inference, test-set,  $S_{test} = \{\hat{X}_e, \hat{Y}_g, C_g\} = \{(\hat{X}_e^i, \hat{Y}_g^i, C_g^i)\}_{i=1}^K$ , where  $K$  is number of samples in test-set. Each input sample  $(\hat{X}_e^i, \hat{Y}_g^i, C_g^i)$ , additionally has essay type class label  $C_g^i \in \{C_{on}, C_{off}\}$ , where,  $C_{on}, C_{off}$  are class label ids for on-topic, off-topic essays respectively. We evaluate our model on this test set. Our goal is to train a joint model only on on-topic essay training data,  $S_{train}$  such that the proposed model is able to: 1) Correctly predict whether the essay is on-topic or not. 2) Estimate on-topic essay scores precisely or flag the off-topic response and give them zero score. The proposed model can be described as follows:

$$Y_s^i, Y_p^i = \begin{cases} F_E(\hat{X}_e^i), C_{on} & \text{if } D_{MD}^t(\hat{X}_e^i) \leq \delta \\ 0, C_{off} & \text{if } D_{MD}^t(\hat{X}_e^i) > \delta \end{cases} \quad (1)$$

where  $Y_s^i, Y_p^i$  are the predicted essay score and predicted essay type class from the proposed model,  $F_E(\hat{X}_e^i)$  for  $i$ -th test-set sample respectively,  $D_{MD}^t(\hat{X}_e^i)$  is an off-topic score estimation function that determines if the input corresponds to the on-topic or off-topic class and  $\delta$  is a threshold value. It should be noted that our system assigns zero as an essay assessment score to all detected off-topic essays.

## 4. Proposed Methodology

Our proposed method takes advantage of the training data coming mainly from on-topic text data by using multi-task learning. We use an additional

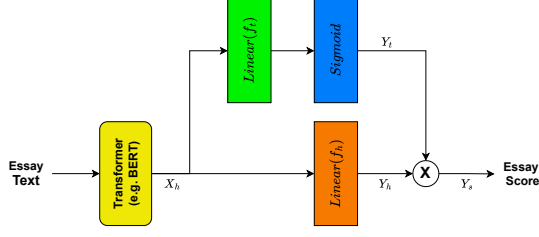


Figure 1: Proposed AOES Model Architecture Diagram

regularization along with regression loss to place a constraint on the final prediction score. This extra regularization is introduced with the aim of better performance on the on-topic essay scoring. We make use of this fact and provide a Mahalanobis distance-based method for a transformer-based model to detect off-topic text since the improved performance is due to a more valid and reliable feature representation Hsu et al. (2020). We refer to our proposed method as Automated Open Essay Scoring (AOES) System in this paper.

#### 4.1. Model Architecture

We have used a pre-trained BERT Devlin et al. (2018), a transformer-based model as the backbone, and a Topic Regularization Module (TRM) layer which is used like a simple drop-in replacement of the linear regression layer. The whole model architecture is illustrated in Figure 1. Further details of the model and TRM layer are discussed in the following section.

#### 4.2. Topic Regularization Module (TRM)

We design the TRM to mitigate the overestimation of the regression score by decomposing the final score into two separate branches as shown in Figure 1. The lower branch is the main regression scoring branch where BERT hidden state pooled output,  $X_h$  is passed through a normal linear layer represented as a function,  $f_h$  to return a non-calibrated score,  $Y_h$  as mentioned in Equation 2. The upper branch is responsible for calibrating the initial regression score from  $f_h$  to compensate for the overestimated regression score. It uses another linear layer represented as a function,  $f_t$  to generate a scaling factor score,  $Y_t$  from the same BERT hidden state pooled output,  $X_h$ . Later, final regression score,  $Y_s$  as essay score is enumerated by multiplying both  $Y_h$  and  $Y_t$  as mentioned in Equation 4.

$$Y_h = f_h(X_h) \quad (2)$$

$$Y_t = \text{Sigmoid}(f_t(X_h)) \quad (3)$$

$$Y_s = Y_t * Y_h \quad (4)$$

#### 4.3. TRM Training Loss Function

AOES model is trained using a hybrid loss function,  $\mathcal{L}_{hybrid}$  as mentioned in Equation 5. This hybrid loss function consists of two other loss functions which are mean square loss,  $\mathcal{L}_{MSE}$  and Topic Regularization Loss,  $\mathcal{L}_{Topic}$ . The  $\mathcal{L}_{MSE}$  aims to minimize the mean square error between the final predicted score,  $Y_s$  and actual graded essay score,  $Y_g$ . The  $\mathcal{L}_{Topic}$  aims to calibrate the initial regression score,  $Y_h$  to the final regression score,  $Y_s$  such that it also aids in minimizing mean square loss,  $\mathcal{L}_{MSE}$ . The output,  $Y_t$  is restricted between 0 and 1. Then, this loss function,  $\mathcal{L}_{Topic}$  encourages  $Y_t$  close to 1 for on-topic training data samples.

$$\mathcal{L}_{hybrid} = \mathcal{L}_{MSE} + \lambda \mathcal{L}_{Topic} \quad (5)$$

$$\mathcal{L}_{MSE} = \frac{1}{N} \sum_{i=1}^N ||Y_g^i - Y_s^i||^2 \quad (6)$$

$$\mathcal{L}_{Topic} = -\frac{1}{N} \sum_{i=1}^N \log(Y_t^i) \quad (7)$$

Here,  $N$  is the number of samples in the batch.  $\mathcal{L}_{Topic}$  is used to incorporate extra regularization to attenuate the initial overestimated regression score for training data samples. It is important to note that  $Y_t$  is not used to directly predict if the input text sample is off-topic or not.

#### 4.4. Off Topic Detection Method

For off-topic response detection, we have used latent feature-based Mahalanobis distance score as off-topic detection score. This Mahalanobis distance score is calculated by using latent representations from all layers of the finetuned AOES Model  $F_E(x)$ , inspired by the previous work Xu et al. (2021). As explored in work Jawahar et al. (2019), latent feature vector from different layers of the transformer model is used to capture different aspects of language, such as lower layers that capture lexical features, middle layers that represent syntactic features, and higher layers that encode semantic properties.

Training samples,  $X_e$  are fed into the fine-tuned model,  $F_E(\cdot)$  to extract intermediate layer embeddings and then apply a hidden layer activation function,  $\tanh(\cdot)$  to transform the previous intermediate layer features into latent embedding feature vectors, i.e.  $[h_i^1, h_i^2, \dots, h_i^L] \in \mathbb{R}_{d.L}$  where  $d$  is the dimension of embedding vector and  $L$  is the number of intermediate layers. Then, mean and covariance of training data,  $S_{train}$  are estimated by the

following equations.

$$\mu_l = \frac{1}{M} \sum_{i=1}^M h_i^l \quad (8)$$

$$\Sigma_l = \frac{1}{M} \sum_{i=1}^M (h_i^l - \mu_l) (h_i^l - \mu_l)^T \quad (9)$$

where, for  $l$ -th layer of the model,  $h_i^l$  is extracted latent feature vector of  $i$ -th training data sample and  $\mu_l, \Sigma_l$  are corresponding means, covariances of the feature vectors from all  $M$  training data samples. The calculated  $\mu_l$  and  $\Sigma_l$  are further used to calculate Mahalanobis distance at the inference time on the test set,  $S_{test}$ .  $D_j^l$  is the  $l$ -th layer Mahalanobis distance of  $j$ -th test data sample during inference. Now, the Mahalanobis distance score,  $D_j^t$  is calculated by summing layer-wise Mahalanobis distances up across all layers for the  $j$ -th test data sample. This Mahalanobis distance score,  $D_j^t$  is applied as the output of the off-topic score estimation function,  $D_{MD}^t(\hat{X}_e^j)$  with a threshold value,  $\delta$  for off-topic essay detection.

$$D_j^l = (h_j^l - \mu_l)^T \Sigma_l^{-1} (h_j^l - \mu_l) \quad (10)$$

$$D_j^t = \sum_{l=1}^L D_j^l \quad (11)$$

## 5. Experiments and Results

### 5.1. System Description

We have implemented our model using PyTorch and pre-trained BERT base model from Hugging Face transformer library<sup>\*</sup>. We train our model and baselines on a machine with Intel Xeon Platinum 8124M CPU, 16GB RAM, and one 12 GB NVIDIA GTX 1080 GPU. We fine-tuned it with the same hyperparameters from the original model. We have used both Scikit-Learn<sup>\*</sup>, Scipy<sup>\*</sup> python packages for evaluation purposes.

### 5.2. Dataset Details

**ASAP-AES Dataset :** The ASAP-AES dataset<sup>\*</sup> contains data from 8 different essay prompts with 3 distinctive types of essays. The ASAP-AES dataset has argumentative essays, response essays, and narrative essays. All the essays were written by native English-speaking children from classes 7 to 10. For our experiments, we have utilized all 8 prompts and have used 20 percent of the data as a

Prompt ID	Essay Type	Average Length	No. of Essays	Score Range
1	Argumentative	350	1783	2 - 13
2	Argumentative	350	1800	1 - 6
3	Source Dependent	150	1726	0 - 3
4	Source Dependent	150	1772	0 - 3
5	Source Dependent	150	1805	0 - 4
6	Source Dependent	150	1800	0 - 4
7	Narrative	300	1569	0 - 30
8	Narrative	650	723	0 - 60

Table 1: ASAP-AES Dataset Details and Statistics

Prompt ID	Average Length	No. of Essays	Score Range
1	224	675	0-5
2	236	699	0-5
3	251	732	0-5
4	235	727	0-5
5	237	682	0-5
6	237	721	0-5
7	240	709	0-5
8	223	667	0-5
9	232	692	0-5

Table 2: PsyW-Essay Dataset Details and Statistics

test set for each prompt. Further information about the dataset is provided in Table 1.

**PsyW-Essay Dataset :** PsyW-Essay Dataset is created from a product that is an online psychometric assessment designed to assess an individual's ability to write effectively in the English language. In this test, the candidate is supposed to write an essay on the provided topic. It also takes into consideration content-related aspects such as the candidate's view on the topic, how relevant the essay is to the given topic, and how the candidates organize their own flow of thoughts. The current dataset subset, which consists of 22 separate prompts, is used to assess test takers' writing proficiency. To determine the final score, the dataset was rated by both expert rater and a group of raters. Here, we selected 9 prompts for the experiments and used 20 percent of the data as test set for each prompt. Table 2 contains information about the dataset.

**Off Topic Dataset Creation :** We sampled off-topic essays from each prompt excluding the ones that are not part of the training dataset to measure the performance of off-topic detection. All prompts used in the off-topic test set are carefully checked so that they are different from the other essay prompts. To rule out the possibility that the model overfits to the training off-topic data, we sampled the off-topic essay for the test set from the prompts different from the ones in the training off-topic data. For each prompt in the ASAP-AES dataset, we randomly selected three other prompts, sampled 200 data for the off-topic train split, and sampled 100 samples from the rest four prompts for the off-topic test split. In the case of the PsyW-Essay Dataset, we randomly selected 4 prompts and sampled 150 data for the off-topic train split and collected 100 samples from the remaining prompts for the off-

<sup>\*</sup><https://huggingface.co>

<sup>\*</sup><https://scikit-learn.org>

<sup>\*</sup><https://scipy.org/>

<sup>\*</sup><https://osf.io/9fdwr/>

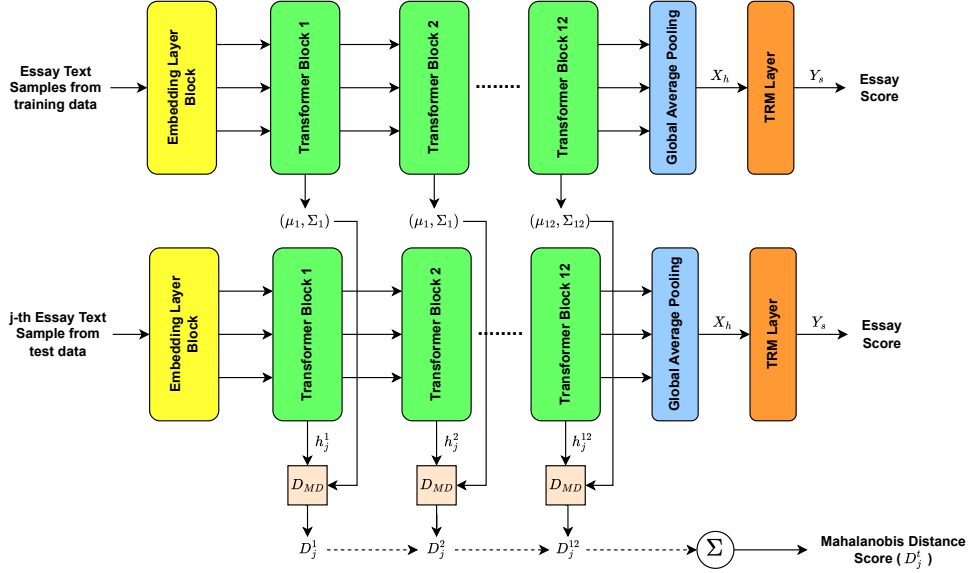


Figure 2: A Overview of Off-Topic Detection Process Diagram. Here, the  $D_{MD}^t$  function is used to calculate layer-wise Mahalanobis distance as mentioned in Equation 10.

Dataset	Model	Metric	Prompt ID								
			1	2	3	4	5	6	7	8	9
PsyW-Essay	Baseline 1	QWK	0.698	0.720	0.723	0.796	0.733	0.713	0.752	0.710	0.709
		Correlation	0.781	0.786	0.873	0.890	0.791	0.753	0.876	0.799	0.786
	Baseline 2	QWK	0.703	0.728	0.718	0.812	0.513	0.688	0.765	0.673	0.730
		Correlation	0.786	0.715	0.875	0.902	0.714	0.807	0.872	0.731	0.808
	AOES (BERT)	QWK	<b>0.722</b>	<b>0.734</b>	0.733	0.826	<b>0.742</b>	<b>0.720</b>	<b>0.807</b>	<b>0.728</b>	<b>0.763</b>
		Correlation	<b>0.809</b>	<b>0.797</b>	<b>0.899</b>	<b>0.906</b>	<b>0.814</b>	<b>0.822</b>	0.878	<b>0.803</b>	<b>0.824</b>
AOES (RoBERTa)	QWK	0.681	0.629	<b>0.757</b>	<b>0.832</b>	0.694	0.682	0.778	0.563	0.651	
Correlation	0.777	0.755	0.883	0.893	0.805	0.735	<b>0.879</b>	0.796	0.780		
ASAP-AES	Baseline 1	QWK	0.784	0.647	0.611	0.784	0.741	0.765	0.839	0.749	-
		Correlation	0.832	0.731	0.685	0.822	0.817	0.828	0.855	0.737	-
	Baseline 2	QWK	0.777	0.636	0.540	0.772	0.760	0.764	0.829	0.598	-
		Correlation	0.818	0.739	0.677	0.822	0.812	0.824	0.859	0.658	-
	AOES (BERT)	QWK	<b>0.793</b>	0.661	<b>0.667</b>	0.789	<b>0.782</b>	<b>0.787</b>	<b>0.845</b>	<b>0.754</b>	-
		Correlation	<b>0.834</b>	0.741	0.695	0.836	0.825	<b>0.842</b>	<b>0.863</b>	<b>0.789</b>	-
	AOES (RoBERTa)	QWK	0.785	<b>0.680</b>	0.635	<b>0.822</b>	0.705	0.781	0.842	0.734	-
		Correlation	0.827	<b>0.746</b>	<b>0.698</b>	<b>0.846</b>	<b>0.828</b>	0.833	0.854	0.766	-

Table 3: On-Topic Automatic Essay Scoring Quantitative Comparison Results on Both Datasets

topic test set. We created an off-topic training set to train one of our baselines for comparison with our approach. An off-topic training split is not used in our proposed method. Only the off-topic test set is used evaluation purposes.

### 5.3. Evaluation Metric

**Off Topic Evaluation Metrics :** Based on the previous work Wang et al. (2019); Yoon et al. (2017); Shahzad and Wali (2022), we used Precision, Recall, and F1 score for the evaluation of off-topic essay detection.

**Essay Scoring Evaluation Metrics :** As mentioned in previous work Wang et al. (2022); Yang et al. (2020), Quadratic Weighted Kappa (QWK) is used as the essay scoring metric, which measures the agreement between estimated scores and ground truth scores. We are also using Pearson Correlation Coefficient to evaluate the degree of strength, and direction of association between

predicted essay scores and graded essay scores. For on-topic essay score estimation evaluation, a higher value of Quadratic Weighted Kappa (QWK) and Pearson Correlation Coefficient indicates the higher performance of the score estimation model.

### 5.4. Training and Inference Details

The proposed AOES model is trained on the on-topic training dataset for essay scoring. We have trained AOES for 20 epochs with 16 batch size and also used a learning rate of  $5e-4$  with 500 warm-up steps. We chose  $\lambda = 0.6$  since it performed the best across all datasets in our experiment. We have used the same hyperparameters across all datasets. After training, the mean and covariance matrices of all hidden layers for the on-topic training data from the corresponding prompt are saved. At the time of inference, the Mahalanobis distance score of the essay text from test data is calculated using the previously saved mean feature vector and

Dataset	Model	Metric	Prompt ID								
			1	2	3	4	5	6	7	8	9
PsyW-Essay	AOES (without TRM)	F1	0.602	0.920	0.874	0.847	0.758	0.645	0.613	0.787	0.721
		Precision Recall	0.985 0.433	0.991 0.858	0.973 0.794	0.998 0.734	0.998 0.610	0.998 0.476	0.998 0.442	0.998 0.648	0.976 0.571
	AOES (with L2 Loss)	F1	0.827	0.855	0.892	0.915	0.859	0.814	0.866	0.853	0.785
		Precision Recall	0.841 0.813	0.852 0.858	0.897 0.890	0.922 0.909	0.902 0.822	0.825 0.803	0.897 0.838	0.878 0.830	0.838 0.738
	AOES (BERT)	F1	<b>0.899</b>	<b>0.929</b>	<b>0.894</b>	<b>0.919</b>	<b>0.887</b>	<b>0.869</b>	<b>0.888</b>	<b>0.884</b>	<b>0.804</b>
		Precision Recall	0.911 0.887	0.929 0.929	0.902 0.886	0.928 0.909	0.913 0.864	0.881 0.857	0.914 0.863	0.905 0.864	0.851 0.762
ASAP-AES	AOES (without TRM)	F1	0.865	0.887	0.833	0.669	0.896	0.952	0.613	0.934	-
		Precision Recall	0.809 0.930	0.840 0.940	0.772 0.905	0.611 0.738	0.846 0.952	0.931 0.973	0.514 0.760	0.922 0.950	- -
	AOES (with L2 Loss)	F1	0.896	0.868	0.875	0.644	0.891	<b>0.956</b>	0.775	0.945	-
		Precision Recall	0.848 0.950	0.821 0.920	0.824 0.933	0.584 0.719	0.845 0.942	0.939 0.972	0.693 0.880	0.941 0.950	- -
	AOES (BERT)	F1	<b>0.900</b>	<b>0.891</b>	<b>0.883</b>	<b>0.782</b>	<b>0.908</b>	0.954	<b>0.801</b>	<b>0.970</b>	-
		Precision Recall	0.856 0.950	0.847 0.940	0.838 0.933	0.739 0.831	0.868 0.951	0.956 0.972	0.744 0.870	0.970 0.970	- -

Table 4: Off-Topic Detection Results of the Ablation Study on Both ASAP-AES and PsyW-Essay Datasets

Model	Metric	Prompt ID							
		1	2	3	4	5	6	7	8
Baseline 1	F1	0.507	0.347	0.616	0.630	0.342	0.939	0.198	0.734
	Precision Recall	1.000 0.340	1.000 0.210	0.978 0.450	0.630 0.630	0.222 0.740	0.949 0.930	1.000 0.110	1.000 0.580
Baseline 2	F1	0.853	0.884	0.809	0.777	0.734	0.942	0.791	0.798
	Precision Recall	0.990 0.75	0.929 0.843	0.949 0.705	0.664 0.937	0.954 0.596	0.951 0.934	0.946 0.68	0.998 0.665
Louis and Higgins (2010)	F1	0.669	0.644	0.350	0.586	0.328	0.751	0.284	0.806
	Precision Recall	0.566 0.820	0.545 0.790	0.260 0.533	0.522 0.669	0.240 0.519	0.669 0.856	0.207 0.450	0.783 0.830
Shahzad and Wali (2022)	F1	0.888	0.854	0.336	0.620	0.131	0.889	0.279	0.608
	Precision Recall	0.954 0.830	0.929 0.790	0.719 0.219	0.746 0.531	0.444 0.077	0.958 0.829	0.528 0.190	0.732 0.520
Raina et al. (2020)	F1	0.851	0.849	0.721	0.776	0.673	0.881	0.713	0.800
	Precision Recall	0.934 0.783	0.886 0.815	0.758 0.689	0.846 0.718	0.665 0.682	0.941 0.829	0.698 0.729	0.785 0.816
AOES (BERT)	F1	0.900	0.891	0.883	<b>0.782</b>	<b>0.908</b>	<b>0.954</b>	<b>0.801</b>	<b>0.970</b>
	Precision Recall	0.856 0.950	0.847 0.940	0.838 0.933	0.739 0.831	0.868 0.951	0.956 0.972	0.744 0.870	0.970 0.970
AOES (RoBERTa)	F1	<b>0.905</b>	<b>0.892</b>	<b>0.913</b>	0.659	0.866	0.947	0.746	0.921
	Precision Recall	0.864 0.95	0.841 0.95	0.877 0.952	0.600 0.731	0.808 0.933	0.930 0.964	0.664 0.85	0.904 0.94

Table 5: Off-Topic Detection Quantitative Comparison Results on ASAP-AES Dataset

covariance matrix of the corresponding training set, and that score is used as the measure of the off-topic detection. The proposed AOES model is evaluated on a test set that consists of an on-topic test set and an off-topic test set.

## 5.5. Baseline

We have created two supervised method-based baselines, Baseline-1 and Baseline-2 where both follow the same backbone model architecture, but both have their own different training and inference strategies.

**Baseline 1:** We implemented the BERT model and pooled output of the model was fed into the linear layer with one output for the regression task, which intends to minimize the mean squared error loss,  $\mathcal{L}_{MSE}$  while training. We trained the model on the regression task using both the on-topic training dataset and the off-topic training dataset, where samples from the off-topic dataset are rated as zero grade. During inference, the predicted essay score is used to detect the off-topic text by

applying a threshold value directly, instead of the Mahalanobis distance score. The reason behind using this supervised baseline method is to justify the performance, and robustness of our proposed unsupervised method by utilizing the unique loss function during training and the Mahalanobis distance score for off-topic detection.

**Baseline 2:** We developed a multi-task learning-based baseline model with two distinct branches in the final layer—one for estimating essay scores and the other for off-topic detection. The model produces two values in response to the input essay: the essay score and topic class. Here, we jointly train the model to score essays and classify essays as on-topic or off-topic, by optimizing a joint multi-task loss function,  $\mathcal{L}_{multi-task} = \mathcal{L}_{MSE} + \mathcal{L}_{BCE}$  where essay scoring logit and topic classification logit optimize mean squared error loss,  $\mathcal{L}_{MSE}$  and binary cross-entropy loss,  $\mathcal{L}_{BCE}$  respectively. The goal of adopting a multi-task learning-based baseline technique is to learn the representations between the two tasks in order to improve generalization and performance on both.

Model	Metric	Prompt ID								
		1	2	3	4	5	6	7	8	9
Baseline 1	F1	0.602	0.920	0.874	0.847	0.758	0.645	0.613	0.787	0.721
	Precision	0.985	0.991	0.973	0.998	0.998	0.998	0.998	0.998	0.976
	Recall	0.433	0.858	0.794	0.734	0.610	0.476	0.442	0.648	0.571
Baseline 2	F1	0.771	0.871	0.874	0.868	0.807	0.676	0.703	0.800	0.807
	Precision	0.985	0.91	0.93	0.964	0.953	0.978	0.981	0.976	0.956
	Recall	0.633	0.835	0.824	0.789	0.700	0.517	0.548	0.678	0.698
Louis <i>et al.</i>	F1	0.699	0.690	0.527	0.664	0.782	0.710	0.672	0.604	0.743
	Precision	0.718	0.687	0.525	0.671	0.839	0.720	0.728	0.644	0.805
	Recall	0.68	0.693	0.529	0.657	0.732	0.701	0.624	0.570	0.690
Shahzad <i>et al.</i>	F1	0.826	0.416	0.200	0.728	0.727	0.630	0.637	0.263	0.621
	Precision	0.982	0.783	0.667	0.906	0.954	0.841	0.959	0.788	0.990
	Recall	0.713	0.283	0.118	0.608	0.587	0.503	0.477	0.158	0.452
Raina <i>et al.</i>	F1	0.816	0.719	0.805	0.739	0.836	0.751	0.831	0.817	<b>0.898</b>
	Precision	0.845	0.754	0.812	0.847	0.868	0.843	0.959	0.85	0.910
	Recall	0.789	0.687	0.798	0.656	0.807	0.678	0.734	0.787	0.886
AOES (BERT)	F1	<b>0.899</b>	<b>0.929</b>	<b>0.894</b>	0.919	<b>0.887</b>	<b>0.869</b>	<b>0.888</b>	0.884	0.804
	Precision	0.911	0.929	0.902	0.928	0.913	0.881	0.914	0.905	0.851
	Recall	0.887	0.929	0.886	0.909	0.864	0.857	0.863	0.864	0.762
AOES (RoBERTa)	F1	0.854	0.889	0.875	<b>0.947</b>	0.886	0.845	0.863	<b>0.905</b>	0.831
	Precision	0.869	0.896	0.875	0.951	0.919	0.854	0.896	0.919	0.87
	Recall	0.84	0.882	0.875	0.944	0.854	0.837	0.832	0.891	0.795

Table 6: Off-Topic Detection Quantitative Comparison Results on PsyW-Essay Dataset

## 5.6. Results

### 5.6.1. Essay Scoring Performance

Table 3 shows the results of the essay scoring of the on-topic ASAP-AES dataset and PsyW-Essay dataset. The proposed method shows relatively good results on the QWK score and correlation on each dataset.

### 5.6.2. Off Topic Performance

Off-topic detection performance on ASAP-AES off-topic test set and PsyW-Essay off-topic test set are shown in Table 5 and Table 6 respectively. For baseline and the proposed method, the reported results are on an equal error rate threshold which means precision and recall have the same importance during off-topic classification. As from Table 5 and Table 6, the proposed method shows a significant improvement in F1 score with respect to baseline. As Baseline is a supervised technique, its success is reliant on the off-topic training data, which causes it to succeed on certain prompts while failing on others.

### 5.6.3. Performance of Different Model Architectures

We also experimented with the proposed TRM module with the RoBERTa model as the backbone to validate that the TRM module can be attached to different pre-trained models. Both on-topic and off-topic performance of this RoBERTa based model are reported in Table 5, Table 6 and Table 3.

### 5.6.4. Quantitative Comparison

We evaluate our proposed method with two previously proposed methods. The first method Louis and Higgins (2010) suggested a technique that

compares the TF-IDF similarity between the prompt and the given response. As our proposed method is an unsupervised method, we chose Louis et al as it was the only available unsupervised approach for off-topic detection. The second method Shahzad and Wali (2022) proposed a solution that uses a random forest classifier and concatenated feature representations from the Word Mover’s Distance Kusner et al. (2015), IDF-weighted word embedding similarity, and the average embedding similarity of the Word2vec embedding Mikolov et al. (2013). The last method uses a combined Hierarchical attention-based topic model (HATM) and Similarity Grid model (SGM) for off-topic essay detection. We particularly chose the following supervised methods, Raina et al. and Shahzad et al. as these are the latest works in off-topic detection domain and they also compare different state-of-the-art supervised methods. Performance of these previously proposed supervised methods is reported in Table 5 and Table 6 for ASAP-AES and PsyW-Essay datasets respectively. As we can see from these tables, our approach, based on the Mahalanobis distance score, outperforms the earlier works by a large margin.

### 5.6.5. Qualitative Analysis

We provide a quantitative analysis by visualizing histogram plots of detection scores for on-topic and off-topic data. As an off-topic detection score, we use the Mahalanobis distance score for the proposed AOES model and word mover distance from previous works (Shahzad and Wali, 2022; Yoon et al., 2017). Histogram plots of both types of distance are shown in Figure 3 for ASAP-AES and in Figure 4 for the PsyW-Essay dataset. From plots of respective datasets, it is prominent that AOES significantly reduces the overlap between on-topic and off-topic in the first subfigure compared to the

Dataset	Model	Metric	Prompt ID								
			1	2	3	4	5	6	7	8	9
PsyW-Essay	AOES (without TRM)	QWK	0.698	0.720	0.723	0.796	0.733	0.713	0.752	0.710	0.709
		Correlation	0.781	0.786	0.873	0.890	0.791	0.753	0.876	0.799	0.786
	AOES (with L2 Loss)	QWK	0.698	0.723	<b>0.742</b>	0.770	0.737	0.719	0.795	0.711	0.699
		Correlation	0.787	0.784	<b>0.903</b>	0.903	0.796	<b>0.832</b>	<b>0.881</b>	0.801	0.805
	AOES (BERT)	QWK	<b>0.722</b>	<b>0.734</b>	0.733	<b>0.826</b>	<b>0.742</b>	<b>0.720</b>	<b>0.807</b>	<b>0.728</b>	<b>0.763</b>
		Correlation	<b>0.809</b>	<b>0.797</b>	0.899	<b>0.906</b>	<b>0.814</b>	0.822	0.878	<b>0.803</b>	<b>0.824</b>
ASAP-AES	AOES (without TRM)	QWK	0.784	0.647	0.611	0.784	0.741	0.765	0.839	0.749	-
		Correlation	0.832	0.731	0.685	0.822	0.817	0.828	0.855	0.737	-
	AOES (with L2 Loss)	QWK	0.791	<b>0.678</b>	0.596	0.748	0.768	<b>0.792</b>	0.842	0.752	-
		Correlation	0.821	<b>0.749</b>	0.645	0.819	<b>0.828</b>	0.837	0.859	0.775	-
	AOES (BERT)	QWK	<b>0.793</b>	0.661	<b>0.667</b>	<b>0.789</b>	<b>0.782</b>	0.787	<b>0.845</b>	<b>0.754</b>	-
		Correlation	<b>0.834</b>	0.741	<b>0.695</b>	<b>0.836</b>	0.825	<b>0.842</b>	<b>0.863</b>	<b>0.789</b>	-

Table 7: On-Topic Automatic Essay Scoring Results of the Ablation Study on Both ASAP-AES and PsyW-Essay Datasets

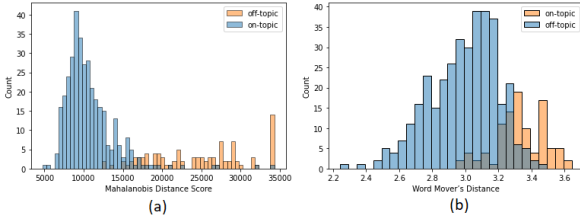


Figure 3: Histogram of Detection Scores using Various Methods on a single prompt from ASAP-AES dataset. Here, (a) AOES (b) Word Mover Distance (Shahzad and Wali, 2022)

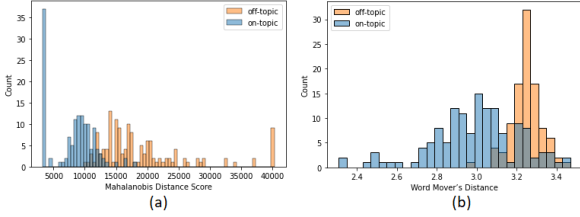


Figure 4: Histogram of Detection Scores using Various Methods on a single prompt from PsyW-Essay dataset. Here, (a) AOES (b) Word Mover Distance (Shahzad and Wali, 2022)

other subfigure.

## 5.7. Ablation Study

We examine the effects of our two unique components, the TRM Layer and proposed loss function, on the performance.

### 5.7.1. Importance of TRM Layer

To verify the contribution of the proposed TRM layer in the AOES model, we used a similar BERT regression model without the TRM layer. This model is trained in the same unsupervised setting by applying the same data and training configuration as the proposed unsupervised method. Mahalanobis

distance score is also used for off-topic detection. On-topic performance results of this model are shown in Table 3 for both ASAP-AES and PsyW Essay Dataset. Similarly, off-topic performance results of this model is also reported in Table 6. As seen in these tables for both datasets, the TRM layer is essential for improving the overall performance of the AOES model.

### 5.7.2. Effect of Proposed $L_{Topic}$ Loss function

As discussed in Section 4.3,  $\mathcal{L}_{Topic}$  is used to incorporate extra regularization by confining the output value of the topic branch,  $Y_t$  between 0 and 1. This property also can be achieved by using L2 loss instead of the proposed loss function. We train a AOES model with L2 loss as  $L_{Topic} = \frac{1}{N} \sum_{i=1}^N ||1 - Y_t^i||^2$ , to demonstrate the significance of proposed topic regularization loss. Both on-topic and off-topic performance results of this study are reported in Table 7 and Table 4 for ASAP-AES dataset and PsyW-Essay dataset. The reported results from these tables show that the suggested loss  $L_{Topic}$  performs best for the topic regularization loss.

## 5.8. Performance on Adversarial Sample Detection

We experimented with several perturbation techniques discussed in previous studies Kabra et al. (2022); Ding et al. (2020) to generate adversarial examples, vulnerable to current AES systems. Here, we use the suggested method to detect these adversarial input samples to check the robustness of our model against these perturbations. More details on these perturbation techniques are given below.

1. *AddSpeech* - As per Kabra et al. (2022) study, we extracted speech from the famous leader into the test responses and created the off-topic response by adding these irrelevant speech sentences to the test response. According to our qualitative study of experiment



results, the number of sentences added in the AddSpeech adversarial transformation affects the overall detection scores. We observed that off-topic responses which have a very high number of speech sentences are hard to detect using our framework.

2. *BabelGenerate* - We use B.S. Essay Language Generator (BABEL) [Perelman \(2020\)](#) to generate gibberish samples from some keywords which we manually created for each prompt. We manually created these keywords for each prompt by looking at important and relevant words found in on-topic samples of the corresponding prompt. These keywords are used to generate an incoherent, meaningless passage containing a concoction of obscure words and keywords concatenated together.
3. *RepeatSent* - In order to make responses longer without going off-topic and to create coherent paragraphs, students often deliberately repeat sentences or particular keywords. To create such responses, we randomly sample sentences and repeat them an arbitrary number of times and add them back to the response. According to our qualitative study of experiment results, the number of times sentences are repeated in the PsyW dataset is comparatively low, making it relatively difficult to classify as off-topic, as few repeated sentences imply adversarial and the input essays are very similar.
4. *ReplaceSents* - Another common strategy to bluff an exam is to write something unrelated in the middle of the essay, while the initial and final parts are on topic. We simulate this by substituting other off-topic responses only for the body paragraphs of the responses, keeping the first and last sentences on-topic.
5. *GPTGenerate* - It is possible to generate essays through generative models like <sup>\*</sup>GPT-2 and <sup>\*</sup>GPT-Neo-2.7b that may appear to be well-written and on-topic but are actually off-topic and irrelevant. This technique can be used to bluff an exam by submitting a seemingly coherent essay that does not actually answer the question. We generated an essay from the GPT-based models on the given prompts to verify that our system can detect AI-generated coherent off-topic essays.

According to Table 8, it is prominent that our proposed method can effectively distinguish these adversarial responses. As the babel-generated

Dataset	Type of Adversaries	F1	Precision	Recall
PsyW	<i>AddSpeech</i>	0.748	0.754	0.741
	<i>BabelGenerate</i>	0.931	0.931	0.931
	<i>RepeatSent</i>	0.853	0.845	0.861
	<i>ReplaceSents</i>	0.909	0.913	0.905
	<i>GPTGenerate[GPT-2]</i>	0.976	0.979	0.972
	<i>GPTGenerate[GPT-Neo]</i>	0.97	0.972	0.968
ASAP	<i>AddSpeech</i>	0.752	0.752	0.752
	<i>BabelGenerate</i>	0.997	0.993	0.998
	<i>RepeatSent</i>	0.993	0.994	0.990
	<i>ReplaceSents</i>	0.914	0.917	0.910
	<i>GPTGenerate[GPT-2]</i>	0.950	0.954	0.946
	<i>GPTGenerate[GPT-Neo]</i>	0.905	0.912	0.898

Table 8: Adversarial Sample Detection Results on Different Perturbation Techniques on Both Datasets

essays based on keywords are irrelevant and incoherent, Mahalanobis distance can effectively distinguish these generated responses. Similarly, responses with unrelated content in body paragraphs are also distinguished effectively.

## 6. Conclusion

This paper proposes a joint transformer-based model, using only on-topic essay examples to estimate on-topic essay scores and detect off-topic essay responses for the Automated Essay Scoring (AES) System in an open-world setting. Our proposed TRM layer is used as a drop-in replacement for the last layer in the transformer-based AES model, providing a low-cost approach with significant improvement. For off-topic detection, we use the Mahalanobis distance score, which greatly enhances the detection ability and lowers computational costs. We have also shown on two datasets that our method can detect adversarial samples effectively without compromising on-topic performance. In the future, we will investigate more with long-formers and other methods to effectively encode long essay corpora in vector space to improve essay scoring and off-topic performance.

## 7. Ethical Considerations and Limitations

We haven't studied social bias or any other adverse impact category because all user data—like gender, race, and other details—that is necessary to identify any kind of social bias was missing from both essay datasets. Other than that, there is no social bias in the question or prompt that was used in both datasets. A group of I/O psychologists created our in-house dataset in this way to prevent biases of that kind. Furthermore, although various perturbation scenarios are taken into account for evaluation, there might be an additional means of deceiving the AES system that we are not aware of.

<sup>\*</sup><https://huggingface.co/gpt2>

<sup>\*</sup><https://huggingface.co/EleutherAI/gpt-neo-2.7B>

## 8. References

- Jacob Devlin, Ming-Wei Chang, Kenton Lee, and Kristina Toutanova. 2018. Bert: Pre-training of deep bidirectional transformers for language understanding. *arXiv preprint arXiv:1810.04805*.
- Yuning Ding, Brian Riordan, Andrea Horbach, Aoife Cahill, and Torsten Zesch. 2020. Don't take "nswvtnvakgxp" for an answer—the surprising vulnerability of automatic content scoring systems to adversarial input. In *Proceedings of the 28th international conference on computational linguistics*, pages 882–892.
- Yen-Chang Hsu, Yilin Shen, Hongxia Jin, and Zsolt Kira. 2020. Generalized odin: Detecting out-of-distribution image without learning from out-of-distribution data. In *Proceedings of the IEEE/CVF Conference on Computer Vision and Pattern Recognition*, pages 10951–10960.
- Guimin Huang, Jian Liu, Chunli Fan, and Tingting Pan. 2018. Off-topic english essay detection model based on hybrid semantic space for automated english essay scoring system. In *MATEC Web of Conferences*, volume 232, page 01035. EDP Sciences.
- Ganesh Jawahar, Benoît Sagot, and Djamé Seddah. 2019. What does bert learn about the structure of language? In *ACL 2019-57th Annual Meeting of the Association for Computational Linguistics*.
- Anubha Kabra, Mehar Bhatia, Yaman Kumar Singla, Junyi Jessy Li, and Rajiv Ratn Shah. 2022. Evaluation toolkit for robustness testing of automatic essay scoring systems. In *5th Joint International Conference on Data Science & Management of Data (9th ACM IKDD CODS and 27th COMAD)*, pages 90–99.
- Matt Kusner, Yu Sun, Nicholas Kolkin, and Kilian Weinberger. 2015. From word embeddings to document distances. In *International conference on machine learning*, pages 957–966. PMLR.
- Chong Min Lee, Su-Youn Yoon, Xihao Wang, Matthew Mulholland, Ikkyu Choi, and Keelan Evanini. 2017. Off-topic spoken response detection using siamese convolutional neural networks. In *INTERSPEECH*, pages 1427–1431.
- Annie Louis and Derrick Higgins. 2010. Off-topic essay detection using short prompt texts. In *proceedings of the NAACL HLT 2010 fifth workshop on innovative use of NLP for building educational applications*, pages 92–95.
- Sabrina Ludwig, Christian Mayer, Christopher Hansen, Kerstin Eilers, and Steffen Brandt. 2021. Automated essay scoring using transformer models. *Psych*, 3(4):897–915.
- Andrey Malinin, Rogier Van Dalen, Kate Knill, Yu Wang, and Mark Gales. 2016. Off-topic response detection for spontaneous spoken english assessment. In *Proceedings of the 54th Annual Meeting of the Association for Computational Linguistics (Volume 1: Long Papers)*, pages 1075–1084.
- Tomas Mikolov, Kai Chen, Greg Corrado, and Jeffrey Dean. 2013. Efficient estimation of word representations in vector space. *arXiv preprint arXiv:1301.3781*.
- Swapnil Parekh, Yaman Kumar Singla, Changyou Chen, Junyi Jessy Li, and Rajiv Ratn Shah. 2020. My teacher thinks the world is flat! interpreting automatic essay scoring mechanism. *arXiv preprint arXiv:2012.13872*.
- Les Perelman. 2020. The babel generator and e-rater: 21st century writing constructs and automated essay scoring (aes). *Journal of Writing Assessment*, 13(1).
- Vatsal Raina, Mark Gales, Katherine Knill, et al. 2020. Complementary systems for off-topic spoken response detection. Association for Computational Linguistics.
- Areeba Shahzad and Aamir Wali. 2022. Comput-erization of off-topic essay detection: A possibility? *Education and Information Technologies*, 27(4):5737–5747.
- Yaman Kumar Singla, Swapnil Parekh, Somesh Singh, Junyi Jessy Li, Rajiv Ratn Shah, and Changyou Chen. 2021. Aes systems are both overstable and oversensitive: Explaining why and proposing defenses. *arXiv preprint arXiv:2109.11728*.
- Xinhao Wang, Su-Youn Yoon, Keelan Evanini, Klaus Zechner, and Yao Qian. 2019. Automatic detection of off-topic spoken responses using very deep convolutional neural networks. In *INTERSPEECH*, pages 4200–4204.
- Yongjie Wang, Chuan Wang, Ruobing Li, and Hui Lin. 2022. On the use of bert for automated essay scoring: Joint learning of multi-scale essay representation. *arXiv preprint arXiv:2205.03835*.
- Keyang Xu, Tongzheng Ren, Shikun Zhang, Yihao Feng, and Caiming Xiong. 2021. Unsupervised out-of-domain detection via pre-trained transformers. *arXiv preprint arXiv:2106.00948*.

Ruosong Yang, Jiannong Cao, Zhiyuan Wen, Youzheng Wu, and Xiaodong He. 2020. Enhancing automated essay scoring performance via fine-tuning pre-trained language models with combination of regression and ranking. In *Findings of the Association for Computational Linguistics: EMNLP 2020*, pages 1560–1569.

Su-Youn Yoon, Chong Min Lee, Ikkyu Choi, Xinhao Wang, Matthew Mulholland, and Keelan Evanini. 2017. Off-topic spoken response detection with word embeddings. In *INTERSPEECH*, pages 2754–2758.