

SYNDICATE: Synergistic Synthesis of Ranking Function and Invariants for Termination Analysis

YASMIN SARITA, University of Illinois Urbana-Champaign, USA

AVALJOT SINGH, University of Illinois Urbana-Champaign, USA

SHAURYA GOMBER, University of Illinois Urbana-Champaign, USA

GAGANDEEP SINGH, University of Illinois Urbana-Champaign and VMware Research, USA

MAHESH VISHWANATHAN, University of Illinois Urbana-Champaign, USA

Several techniques have been developed to prove the termination of programs. Finding ranking functions is one of the common approaches to do so. A ranking function must be bounded and must reduce at every iteration for all the reachable program states. Since the set of reachable states is often unknown, invariants serve as an over-approximation. Further, in the case of nested loops, the initial set of program states for the nested loop can be determined by the invariant of the outer loop. So, invariants play an important role in proving the validity of a ranking function in the absence of the exact reachable states. However, in the existing techniques, either the invariants are synthesized independently, or combined with ranking function synthesis into a single query, both of which are inefficient.

We observe that a guided search for invariants and ranking functions can have benefits in terms of the number of programs that can be proved to terminate and the time needed to identify a proof of termination. So, in this work, we develop SYNDICATE, a novel framework that synergistically guides the search for both the ranking function and an invariant that together constitute a proof of termination. Owing to our synergistic approach, SYNDICATE can not only prove the termination of more benchmarks but also achieves a reduction ranging from 17% to 70% in the average runtime as compared to existing state-of-the-art termination analysis tools. We also prove that SYNDICATE is relatively complete, i.e., if there exists a ranking function and an invariant in their respective templates that can be used to prove the termination of a program, then SYNDICATE will always find it if there exist complete procedures for the template-specific functions in our framework.

CCS Concepts: • **Software and its engineering** → **Formal software verification**; • **Theory of computation** → **Program verification**.

Additional Key Words and Phrases: Termination, Program Analysis, Verification, Ranking functions, Invariants

1 INTRODUCTION

Termination analysis is one of the most challenging components of program verification. Several techniques for automatically proving termination or non-termination have been explored in the past. These include using various reduction orders, finding recurrent sets, fixpoint logic solving, etc, within static or dynamic analyses or a combination of both [Giesl et al. 2017; Heizmann et al. 2014; Le et al. 2020; Unno et al. 2023]. One of the most common techniques to prove the termination of programs and also the focus of this work is finding *ranking functions*. Ranking functions have the property that for all reachable states, they are bounded from below and decrease by at least a certain amount in each iteration. This poses a problem because computing the exact set of reachable states is undecidable. To overcome this, loop invariants are typically used as an over-approximation of the reachable states. So, to prove the termination of a program, there are two unknowns - the ranking function and the loop invariant. However, synthesizing both ranking functions and loop invariants

Authors' addresses: Yasmin Sarita, University of Illinois Urbana-Champaign, USA, ysarita2@illinois.edu; Avaljot Singh, University of Illinois Urbana-Champaign, USA, avaljot2@illinois.edu; Shaurya Gomber, University of Illinois Urbana-Champaign, USA, sgmober2@illinois.edu; Gagandeep Singh, University of Illinois Urbana-Champaign and VMware Research, USA, ggnds@illinois.edu; Mahesh Vishwanathan, University of Illinois Urbana-Champaign, USA, vmahesh@illinois.edu.

2024. ACM 0004-5411/2024/8-ART111

<https://doi.org/10.1145/nnnnnnn.nnnnnnn>

together is challenging. Compared with classical property-guided synthesis [Bradley 2011; Welp and Kuehlmann 2014], we do not have direct access to the target property (a ranking function or an invariant). Instead, we only know constraints on the target properties, i.e., the ranking function must be bounded and must reduce on all reachable states, and the invariants must subsume the initial program states and must be inductive.

Some existing termination analysis techniques like [Giacobbe et al. 2022; Le et al. 2020] handle the above issue by synthesizing the invariants and ranking functions independently and work by either hard-coding some candidate invariants or outsourcing the invariant generation to an external solver. Due to this independence, these techniques frequently spend a significant amount of time in discovering invariants that are either not useful to prove termination or are stronger than necessary. Techniques like [Cook et al. 2006] use their current set of ranking functions to guide a binary reachability analysis procedure. However, this procedure is done using an external temporal safety checker, so insights gained during one call to the safety checker cannot be used to guide the ranking function generation procedure or future calls to the safety checker. On the opposite side of the spectrum, methods such as [Unno et al. 2021] pose the synthesis of ranking functions and an over-approximation of the reachable states into a task of verifying the satisfiability of a formula in fixpoint logic. This tightly couples both tasks, making the search space for the combined query a significantly large product of their individual search spaces.

Synergy. We argue that for a given program with a single loop, although the search for ranking functions and the corresponding invariants must not be agnostic of each other, directly encoding them as a monolithic query can make each step of the search expensive. So, we propose that they should still be searched using separate subroutines, but both sub-routines must exchange key information with each other. Suppose the ranking function generated by the ranking function synthesizer is invalid. In that case, the generated counter-example can be used in one of these two ways: (1) if the counter-example is not a reachable program state, it can guide the invariant synthesizer toward a new invariant that excludes the counter-example, or (2) if the counter-example is reachable and we find that no possible invariant can exclude it, this search for a possible invariant will enable the discovery of new program states that are conclusively reachable. These states then guide the search for a new candidate ranking function. Since both the searches guide each other with the common goal of finding a valid termination argument, this *synergy* enables an efficient search for a ranking function and an invariant that is just *strong-enough* to prove termination. Synergistic search of ranking function and invariant synthesizers is computationally efficient, thus allowing the advantages of both sides of the spectrum while minimizing their drawbacks.

Multiple Loops. Proving the termination of programs with multiple loops (nested or sequential) adds another level to the problem's difficulty. All the loops in the program must terminate, however, the search for ranking functions and corresponding invariants cannot be independent across different loops. For instance, in the case of nested loops, the invariant of the outer loop defines the over-approximation of the initial set of the inner loop. So, the precision of the outer invariant affects the inner loop's invariant and ranking function. Conversely, the inner invariant describes the over-approximated transition relation of the outer loop's body and thus affects the search for the outer loop's invariant and ranking function. Also, as expected, it is inefficient to encode the search for all the invariants and the ranking functions as a single query because of the prohibitively large search space, and it may not even be needed in most cases. To address this problem, in addition to having synergy between the searches for a ranking function and invariant for one loop, we must also use the information from the invariant search in each loop to guide the searches for ranking functions and invariants of other loops in the program.

This Work. We introduce a new, general, framework called SYNDICATE, based on a synergistic synthesis of ranking functions and invariants for efficient termination analysis of complex programs containing arbitrarily nested loops, disjunctive conditionals, and non-linear statements. SYNDICATE is data-driven and synthesizes ranking functions from execution traces which makes it less dependent on the exact structure of the loop. It is parameterized by a set of possible invariants \mathcal{I} and a set of possible ranking functions \mathcal{F} and can be instantiated with different choices of these sets to obtain different termination analyses. For each loop, counter-examples from the invariant search guide the ranking function search, and counter-examples from the ranking function search guide the invariant search. Further, the invariant and ranking function searches for each loop are guided by the analyses of the other loops in the program. Under computability assumptions and assumptions on the structure of \mathcal{I} and \mathcal{F} , we guarantee completeness: for a given program P , if there is a termination proof using the invariants in \mathcal{I} and ranking functions in \mathcal{F} , then SYNDICATE will find a ranking function $f \in \mathcal{F}$ that is valid under an invariant $l \in \mathcal{I}$ for every loop in P .

Main Contributions:

- We provide a general recipe for the synergistic synthesis of invariants and ranking functions in the form of a framework called SYNDICATE, which can be instantiated with different templates for ranking functions and invariants. To do this, we introduce *annotated programs* with which we build the necessary formalism needed for synergistic search. SYNDICATE handles complex programs with arbitrarily nested and sequential loops, disjunctive conditionals, and non-linear statements.
- We show an additive upper bound on the number of iterations in terms of the depths of lattices of invariants and ranking functions, while also guaranteeing the soundness and relative completeness of SYNDICATE.
- We provide an implementation of SYNDICATE and evaluate it on challenging benchmarks [Beyer 2020; Giacobbe et al. 2022; Giesl et al. 2019]. Our results show that we outperform state-of-the-art termination analysis tools [Giacobbe et al. 2022; Giesl et al. 2017; Heizmann et al. 2014; Le et al. 2020] both in the number of benchmarks proved and in the average time. We also prove some benchmarks that none of these analysis tools can prove.

2 OVERVIEW

We aim to find a ranking function f for a loop program $L = \text{while}(\beta) \text{ do } P_1 \text{ od}$ in some program P . We use \mathcal{R} to refer to the set of reachable program states at the beginning of the loop and $\llbracket P_1 \rrbracket$ to refer to the relation that captures the semantics of the loop body P_1 . Note that P_1 can itself have loops. A function f is a valid ranking function for the loop program L w.r.t \mathcal{R} , $\llbracket P_1 \rrbracket$ if it is bounded for all states in \mathcal{R} and reduces for all pairs of states in $\llbracket P_1 \rrbracket$.

$$(1) \text{ Bounded: } \forall s \in \mathcal{R} \cdot f(s) \geq 0$$

$$(2) \text{ Reducing: } \forall (s, s') \in P_1 \cdot f(s) - f(s') \geq 1$$

Typically, ranking functions are only required to be bounded above some value (say θ) and decrease by some minimum amount (say δ). However, if a ranking function g satisfying the more general properties exists, then a ranking function bounded by 0 and reducing by at least one exists. At each step of our algorithm, we maintain a state defined by a tuple $\langle t, A_L \rangle$. $t \subseteq S \times S$ is a set of pairs of states occurring at the start and end of the loop body, initially sampled by executing the program on random inputs. t serves as an under-approximation of $\llbracket P \rrbracket_1$ such that $\text{dom}(t) \subseteq \mathcal{R}$. The second part of the algorithm state, A_L , stores the program as well as invariants associated with each loop in the program. These invariants can be used to define an over-approximation of the reachable states at each loop head. The loop body transition relation can also be over-approximated using the loop invariant l and the loop guard β as $l \times (l \cap \llbracket \neg \beta \rrbracket)$. We define the

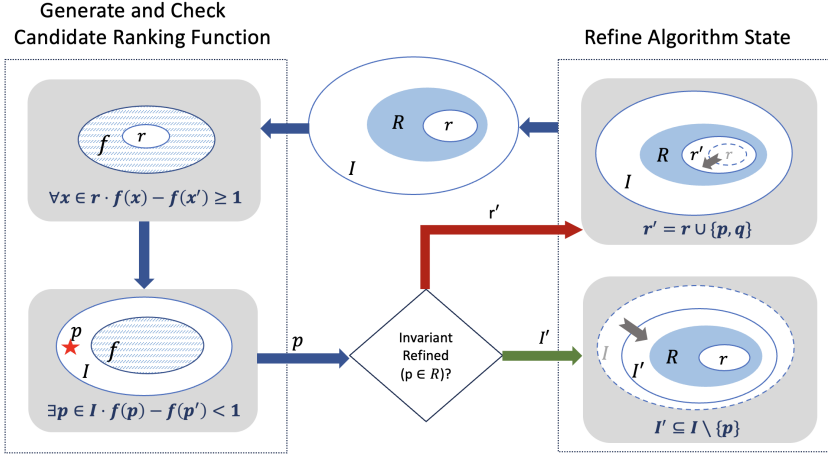


Fig. 1. For a single loop, we maintain r, I as canonical representations of t, A_L respectively. First, we use the set r to generate a candidate ranking function and then use the invariant I to check the validity. If we get a counter-example p , we try to refine the invariant I to exclude p . If p is not reachable, the invariant is refined successfully. Otherwise, we add p and q (reachable states discovered while trying to refine I) to the set r .

structure, $A_L = I @ \text{while}(\beta) \text{ do } A_1 \text{ od}$, as an *annotated program*, where each loop in the program is *annotated* by its invariant. Semantics of any program P , $\llbracket P \rrbracket$, can then be over-approximated using the invariants in the annotated program A . This over-approximation is denoted by $\llbracket A \rrbracket$. We define annotated programs formally in Section 4.

We present SYNDICATE which iteratively generates a candidate ranking function f and then refines the state of the algorithm until the generated candidate is proven to be valid. We can generate a candidate ranking function by finding a function that satisfies the Bounded and Reducing properties on the states in t since t is an under-approximation of $\llbracket P \rrbracket_1$ and $\text{dom}(t) \subseteq \mathcal{R}$.

$$\forall (s, s') \in t \cdot (f(s) - f(s') \geq 1) \wedge (f(s) \geq 0) \quad (1)$$

We then check the validity of the ranking function using A_L .

$$\forall (s, s') \in \llbracket A_L \rrbracket \cdot (s \in \llbracket \beta \rrbracket) \implies (f(s) - f(s') \geq 1 \wedge f(s) \geq 0) \quad (2)$$

If we cannot prove the validity of the ranking function, we obtain a counter-example (p, p') on which either the Bounded or Reducing property is not satisfied. Using this counter-example, we refine the state of our algorithm. At this point, there can be two possibilities - (i) p is not a reachable state, which implies that the invariant I is *weak*, or (ii) f is invalid. We first try to refine the invariant to exclude the counterexample (p, p') . This is further done in two steps which are explained later in this section. If we can refine the invariant, we update A_L with a stronger invariant. If we cannot find an invariant that excludes (p, p') , then (p, p') is added to the set t . In either case, we have a refinement of the algorithm state that leads to a better approximation of the reachable states \mathcal{R} . The process continues until we find a ranking function and an invariant that constitute a valid proof of termination of L . While trying to refine the invariant, we may also encounter some reachable states $\{(q_1, q'_1), (q_2, q'_2), \dots\}$ that are not already in t . These are also added to t during the refinement of the algorithm state. Note that the counter-example (p, p') guides the search for an invariant that can prove the current candidate ranking function, and the new reachable state pairs $\{(q_i, q'_i)\}$ guide the search for better candidate ranking functions in subsequent iterations of our algorithm.

```

1  y = n;
2  z = n+1;
3  while (m+y >= 0 &&
4      m <= n)
5  {
6      m = 2 * m + y;
7      y = z;
8      z = z + 1;
9  }

```

Fig. 2. Example terminating program

$$\begin{aligned}
& f(m', y', z', n') \\
&= \max(1 - (m' + y'), 0) + \max(n' - m' + 1, 0) \\
&= \max(1 - 2m - y - z, 0) + \max(n - 2m - y + 1, 0) \\
&= \max(1 - 2m - y - \lfloor \frac{y+1}{2} \rfloor, 0) + \max(n - m + 1 - (m + y), 0) \\
&= \max(-2m - 2y, 0) + \max(n - m + 1 - (m + y), 0) \\
&= 0 + \max(n - m + 1 - (m + y), 0) \\
&= \max(n - m + 1 - (m + y), 0) \\
&\leq f(m, y, z, n) - 1
\end{aligned}$$

Fig. 3. Value of Ranking function at the end of one iteration

	r	l	f	cex
1	$\{(1, 2, 3, 4), (2, 2, 3, 4)\}$	true	$\max(n - m, 0)$	$(1, -1, 2, 4)$
2	$\{(1, 2, 3, 4), (2, 2, 3, 4)\}$	$y + 1 \geq z$	$\max(n - m, 0)$	$(1, -1, -1, 1)$
3	$\{(1, 2, 3, 4), (2, 2, 3, 4), (1, 1, 2, 1)\}$	$(y + 1 \geq z) \wedge (y + 1 \leq z)$	$\max(n - m + 1, 0)$	$(1, -1, 0, 4)$
4	$\{(1, 2, 3, 4), (2, 2, 3, 4), (1, 1, 2, 1), (1, -1, 0, 4)\}$	$(y \geq z - 1) \wedge (y \leq z - 1)$	$\max(n - m + 1, 0) + \max(1 - m - y, 0)$	-

Table 1. Steps taken by SYNDICATE to prove the termination for the program in Fig. 2

In our algorithm we define \mathcal{I} to be the set of possible invariants we can use for a loop. Because of this, when we say a counter-example, s , is reachable, we mean there is no valid invariant in \mathcal{I} that excludes s . Similarly, we define \mathcal{F} to be the set of possible ranking functions and we only synthesize ranking functions from this set.

2.1 SYNDICATE Through an Example

We show the working of SYNDICATE on a terminating single-loop program in Fig. 2. In each iteration, z increases by 1, and as y is set to the previous iteration value of z , y also increases by 1. For each iteration, $m + y \geq 0$ and $m \leq n$ (from the loop guard). In each iteration, m increases by $m + y$. There are two cases: (1) If $m + y > 0$ at the beginning of the first iteration, then m will increase in every iteration and eventually be greater than n , and (2) If $m + y = 0$ at the beginning of the first iteration, m stays constant for the first iteration, y always increases (as noted above), which means that after the first iteration, $m + y > 0$. So, m increases on every iteration after the first and eventually becomes greater than n . A ranking function for this loop is $\max(n - m + 1, 0) + \max(1 - m - y, 0)$ because for all reachable states, either $n - m + 1$ is reducing and $1 - m - y$ stays constant or $n - m + 1$ stays constant and $1 - m - y$ reduces from 1 to 0. However, we need an invariant $l \equiv y + 1 = z$ to prove its validity (Fig. 3). For the rest of this section, we refer to the program in Fig. 2 as P , and the loop-body (lines 6-8) as P_1 .

In the case of a single loop, our algorithm is described in Fig. 1, where it suffices to store a set of states r instead of pairs of states t . This is because given a state s at the beginning of a loop, the program state s' at the end of one iteration can be computed as $\llbracket P_1 \rrbracket s$. Similarly, instead of storing the annotated program A , we store the invariant l of the loop. The set r is initialized with randomly generated traces by running the program L for fixed iterations. Here, $r = \{(1, 2, 3, 4), (2, 2, 3, 4)\}$; a program state is a tuple (m, y, z, n) . The invariant is initialized with the set of all states, i.e., $l = \text{true}$. For this example, let \mathcal{F} , the set of candidate ranking functions, be functions of the form $\max(a_0^1 + \sum_j a_j^1 x_j, 0) + \max(a_0^2 + \sum_j a_j^2 x_j, 0)$ and \mathcal{I} , the set of possible invariants, be conjunctions

of constraints of the form $d_0 + \sum_j d_j x_j \geq 0$, where $a_j^1, a_j^2, d_j \in \mathbb{Z}$. Note that our algorithm can handle more general forms of ranking functions and invariants that satisfy the conditions explained in Section 5. Our algorithm finds the ranking function and the corresponding invariant for this example using separate queries, while also exchanging key information amongst different phases in each iteration. This enables an efficient termination analysis (Section 5.3). The exact steps for our running example are explained below and also displayed in Table 1.

Iteration 1. First, we get a candidate ranking function that reduces for all states in r . Specifically, we find a satisfying assignment for the coefficients a_j^i 's that satisfy the following query. We do not have to check the bounded condition because all of the functions of the template are bounded by 0.

$$\forall(m, y, z, n) \in r \cdot (f(m, y, z, n) - f(\llbracket P_1 \rrbracket(m, y, z, n))) \geq 1)$$

We solve this query using Z3 [de Moura and Björner 2008] and obtain $f(m, y, z, n) = \max(n - m + 1, 0)$. Now, we check the candidate function's validity w.r.t the current invariant $l = \text{true}$. This can be done by checking the satisfiability of the following formula.

$$\forall(m, y, z, n) \cdot ((m + y \geq 0) \wedge (m \leq n)) \implies (f(m, y, z, n) - f(\llbracket P_1 \rrbracket(m, y, z, n))) \geq 1)$$

Solving this gives a counter-example $p_1 = (1, -1, 2, 4)$. Next, we refine the algorithm state. There are two possibilities as discussed above. Either p_1 is a reachable state and the ranking function is invalid, or p_1 is not reachable. We first try to strengthen l to l' s.t. $p_1 \notin l'$. This is done in 2 phases:

Generate Invariant Phase. We generate a candidate invariant l'' that includes all states s such that $s \in r$ and does not include the state p_1 . Here, f tries to guide the refinement of an invariant that can prove its validity. This is done by solving the following query for the coefficients d_j to get l'' and then taking a conjunction with l , i.e., $l' = l'' \wedge l$.

$$(1, -1, 2, 4) \notin l'' \wedge (\forall(m, y, z, n) \in r \cdot (m, y, z, n) \in l'')$$

where $(m, y, z, n) \in l'' \equiv d_0 + d_1 m + d_2 y + d_3 z + d_4 n \geq 0$

Solving the above query, we get $l'' \equiv y - z + 1 \geq 0$. We now proceed to check the validity of l' .

Check Invariant Phase. The validity of the invariant l' is checked by solving for a counter-example for the following query. Here, $Init$ is the set of states before the loop at line 3 executes.

$$(\forall s \in Init, s \in l') \wedge (\forall s \in l' \implies \llbracket P_1 \rrbracket s \in l'), \text{ where } Init = \{(m, y, z, n) \mid (y = n) \wedge (z = n + 1)\}$$

In our example, we do not get a counterexample, and hence, $y - z + 1 \geq 0$ is a valid invariant. As described above, we guide the invariant search to find an invariant that excludes p_1 . We update the algorithm state by changing l to l' . Since we store l' in the algorithm state, future iterations of the invariant generation phase in our algorithm will start with l' instead of true when trying to determine the reachability of another counter-example. This is in contrast to algorithms [Cook et al. 2006; Le et al. 2020] that rely on external solvers to find invariants because the external solvers do not have information about the previous iterations.

Iteration 2. As the set r is unchanged, we do not generate a new ranking function and directly move on to checking the validity of the ranking function w.r.t the new invariant. We get a new counter-example $p_2 = (1, -1, -1, 1)$.

Generate Invariant Phase. We try to strengthen our invariant $y + 1 \geq z$ to exclude p_2 by generating a candidate invariants guided by p_2 . We generate the candidate $m - n - 1 \geq 0$, which includes the states in r but excludes p_2 .

Check Invariant Phase. When checking the validity of the new invariant, we find the counter-example $q_2^1 = (1, 1, 2, 1)$. Since $q_2^1 \in \text{Init}$, it is a reachable state. So, we can add it to r to improve the under-approximation of the reachable states. q_2^1 has a property that the other states in r do not, i.e., $m = n$. This guides the generation of candidate ranking functions to reduce on states where $m = n$. Since the new invariant is invalid, we go back to the Generate Invariant Phase with an additional constraint that all candidate invariants should include q_2^1 . After further iterations of finding and checking candidate invariants, we get the invariant $y + 1 \geq z \wedge y + 1 \leq z$, which excludes p_2 .

Iteration 3. The set r is changed from the invariant search, so we generate a new candidate ranking function. Guided by the state q_2^1 , we get the ranking function $\max(n - m + 1, 0)$. We check the validity of the ranking function w.r.t the new invariant $y + 1 \geq z \wedge y + 1 \leq z$ to get a new counter-example $p_3 = (1, -1, 0, 4)$. When refining the algorithm state, we are now unable to find a valid invariant that excludes p_3 and thus we can conclude that p_3 cannot be excluded from the set of reachable states using any invariant from our template. So, we add it to r , refining the algorithm state.

Iteration 4. As the set r is updated, we generate a new candidate ranking function $f = \max(n - m + 1, 0) + \max(1 - m - y, 0)$ that reduces on all states in the updated r . We then check its validity w.r.t the current invariant $y + 1 \geq z \wedge y + 1 \leq z$. The validity check succeeds, and $f = \max(n - m + 1, 0) + \max(1 - m - y, 0)$ is returned as a valid ranking function for the program.

The above steps demonstrate the benefits of the synergistic approach in finding a ranking function for the loop in Fig. 2 and an invariant ($y + 1 = z$) that is useful for proving the validity of the ranking function. Note that there are many valid invariants for this loop, such as $y \leq z$, $y \geq n$, $z \geq n + 1$, etc. However, they do not help in finding or proving the validity of the ranking function. The counter-examples found when checking the validity of candidate ranking functions guide the search for stronger invariants, as shown in iterations 1 and 2 above. Further, the counter-examples found when checking the validity of candidate invariants guide the search for a valid ranking function, as shown in iterations 2 and 3 above.

2.2 Nested Loops

```

1  y = n;
2  z = n+1;
3  while (y+n+1 >= k*k+z && y == z+1){
4      while (m+y >= 0 && m <= n){
5          m = 2*m + y;
6          y = z;
7          z = z+1;
8      }
9      y++;
10     z++;
11     n--;
12 }

```

Fig. 4. Nested loop program

When considering nested loops, instead of storing r , an under-approximation of the reachable states, we have to store t , which contains pairs of states, and serves as an under-approximation of the transition relation of the loop because we can no longer directly compute the program state at the end of the loop given the program state at the beginning. For instance, consider the program P in Fig. 4. P_i is the inner loop (lines 4-8), β_o and β_i are the loop guards at lines 3 and 4 respectively. Given a program state s before executing the inner loop at lines 4-8, we cannot compute the state s' just before line 9. This is because $\llbracket P_i \rrbracket$ is also unknown. So, we use an invariant l_i to over-approximate $\llbracket P_i \rrbracket$. Similarly, we use an invariant l_o for the outer loop. Note that the initial set for l_i depends on l_o . Conversely, l_o depends on $\llbracket P_i \rrbracket$ which is approximated using l_i . So, the invariants corresponding to all the loops in a program depend on each other. Since we approximate

the transition relation $\llbracket P \rrbracket$ using a subset of pairs of reachable states t , and the invariants (l_i, l_o) , we represent our algorithm state as $\langle t, (l_o, l_i) \rangle$. While this algorithm state works for this example,

	t	(I_o, I_i)	f	p, p'
1	$\{(2, 2, 3, 4, 1), (6, 7, 8, 0, 1),$ $((2, 2, 3, 5, 1), (6, 8, 9, 0, 1))\}$	$(\text{true}, y + 1 = z)$	$\max(n - k, 0)$	$(1, 2, 4, 5, 5), (7, 2, 3, 5, 5)$
2	$\{(2, 2, 3, 4, 1), (6, 7, 8, 0, 1),$ $((2, 2, 3, 5, 1), (6, 8, 9, 0, 1))\}$	$(y + 1 \geq z, y + 1 = z)$	$\max(n - k, 0)$	$(1, 2, 2, 5, 5), (8, 3, 4, 5, 5)$
3	$\{(2, 2, 3, 4, 1), (6, 7, 8, 0, 1),$ $((2, 2, 3, 5, 1), (6, 8, 9, 0, 1))\}$	$((y + 1 \geq z) \wedge (y + 1 \leq z), y + 1 = z)$	$\max(n - k, 0)$	$(1, 2, 3, 5, 5), (7, 5, 6, 5, 5)$
4	$\{(2, 2, 3, 4, 1), (6, 7, 8, 0, 1),$ $((2, 2, 3, 5, 1), (6, 8, 9, 0, 1)),$ $((1, 2, 3, 5, 5), (7, 5, 6, 5, 5))\}$	$((y \geq z - 1) \wedge (y \leq z - 1), y + 1 = z)$	$\max(n - k + 1, 0)$	-

Table 2. Steps taken by SYNDICATE to prove the termination for the program in Fig. 4

it needs to be generalized to programs with arbitrary nested or sequential loops. We achieve this generalization using the notion of an annotated program, which is discussed formally in Section 4.

Note that here we will use the same templates \mathcal{F} and \mathcal{I} for both loops, but this is not a requirement for our algorithm. Both invariants are initialized as the set of all states, i.e., $I_o = I_i = \text{true}$. Using this, we compute an initial set $Init_i$ for the inner program P_i . In this case, $Init_i = I_o \cap \llbracket \beta_o \rrbracket = \{(m, y, z, n) \mid (y + n + 1 \geq k * k + z) \wedge (y = z + 1)\}$. The initial set $Init_o$ for the outer while loop is $\{(m, y, z, n) \mid (y = n) \wedge (z = n + 1)\}$. We can start by searching for a ranking function for either the outer or inner loop first. We choose the inner loop. Since the body of the inner loop is the same as the loop body in the program in Fig. 2 and $Init_i$ is a subset of the $Init$ set we computed when analyzing the single loop case, we can go through the same iterations as above to get $f_i = \max(n - m + 1, 0) + \max(1 - m - y, 0)$, $I_i \equiv y + 1 = z$, and $I_o = \text{true}$. Next, SYNDICATE uses similar steps as discussed in Section 2.1 to find a ranking function for the outer loop:

(1) We generate a candidate ranking function f similar to the single loop case. The one thing that changes while validating f is that because we have a loop in the body of the outer loop, we can not symbolically execute to find the program state at the end of one iteration. To get through this, we define fresh variables m'', y'', z'', n'', k'' to represent the state just after the inner loop ends and assume that this state satisfies $I_i \wedge \neg \beta_i$, and define the validation query as:

$$I_o(m, y, z, n, k) \wedge \beta_o(m, y, z, n, k) \wedge (f(m, y, z, n, k) - f(m', y', z', n', k') < 1) \wedge \\ I_i(m'', y'', z'', n'', k'') \wedge \neg \beta_i(m'', y'', z'', n'', k''), \quad \text{where} \\ m' = m'', y' = y'' + 1, z' = z'' + 1, n' = n'' - 1, k' = k''$$

(2) We refine the state of the algorithm. From the above validation query, we get a counter-example of the form (p, p'', p') . Here p and p' are the states at the beginning and end of one iteration of the outer loop, and p'' is the state at the exit of the inner loop. So, the refine phase has two options: (a) either refine the outer invariant I_o first to exclude p or (b) refine the inner invariant I_i to exclude p'' . If at least one of the invariants is refined, we check the validity of the ranking function again. If it is not possible to refine either of the invariants, we add (p, p') to t . Once we choose an invariant to refine, we iteratively go through the Generate Invariant Phase and the Check Invariant Phase. If the invariant we chose cannot be refined, we try to refine the other invariant. Table 2 gives the steps our algorithm takes to find the ranking function for the outer loop. This approach can be generalized to nested loops with arbitrary depth as explained in Section 5.

2.3 Theoretical Guarantees

Based on the assumption that the template of ranking functions incorporates a finite set of possibilities and that the template for invariants is closed under intersection and does not have an infinite descending chain (w.r.t the partial order defined in Section 5), we establish the soundness and relative completeness of SYNDICATE (as detailed in Section 5.3). Specifically, if there exist a valid ranking function and an invariant from their respective templates for each loop that can prove their termination, then SYNDICATE will be able to prove their termination. Conversely, in cases where no valid ranking function exists for a loop w.r.t any invariants across all loops, SYNDICATE terminates without asserting the termination.

3 PRELIMINARIES

Relations. For a pair of binary relations $R_1 \subseteq A \times B$ and $R_2 \subseteq B \times C$, their *composition* is the relation $R_1 \circ R_2 = \{(a, c) \mid \exists b \in B. (a, b) \in R_1 \text{ and } (b, c) \in R_2\} \subseteq A \times C$. For a set $S \subseteq A$ and a binary relation $R \subseteq A \times B$, $S \circ R = \{b \in B \mid \exists a \in S. (a, b) \in R\}$ denotes the *image* of S under R . Finally, for a set A , the *identity relation* on A is denoted as $\text{id}_A = \{(a, a) \mid a \in A\}$.

While Programs. To illustrate our synergistic synthesis approach, we will consider programs in a simple while programming language whose BNF grammar is given below. In what follows, x is a program variable, e a program expression and β a Boolean expression. The syntax of expressions is not given as it is not important to the main ideas of this paper.

$$P ::= \text{skip} \mid x \leftarrow e \mid P; P \mid \text{if } \beta \text{ then } P \text{ else } P \mid \text{while } \beta \text{ do } P \text{ od}$$

A *loop-free* program code is one that does not have any while-loops. We will typically use P, P_1, P_2, \dots to denote programs, α, α_1, \dots to denote loop-free programs, and L, L_1, \dots to denote loops, i.e., programs of the form $\text{while } \beta \text{ do } P \text{ od}$.

Towards defining the semantics for a program P , it is useful to introduce the notion of a program state. A *program state* s of P assigns values to each variable of P . The set of program states of P will be denoted as S_P . When the program P is clear from the context, we will abuse notation and simply use S to denote all possible program states of P , which is represented by the invariant I_{true} . The semantics of a program P denoted $\llbracket P \rrbracket$, is a binary relation on S that captures how a program state is transformed when P is executed. Assuming standard expressions and their semantics, one can naturally define the semantics of loop-free programs. Loops present a challenge. We will use *invariants* to over-approximate their semantics. This is also the reason why we will use relational semantics, as opposed to partial functions.

4 ANNOTATED PROGRAMS

As explained in Sections 2.2 and 3, in our approach, we approximate the reachable states and the semantics of loops using invariants. So, it is useful to associate invariants with each loop in the program. The set of invariants used to annotate loops will be from a template language. Let us fix a collection $\mathcal{I} \subseteq 2^S$ of *invariants*, where S is the set of program states. For technical reasons that we will emphasize later, we will assume that \mathcal{I} is closed under intersection. That is, for any $I_1, I_2 \in \mathcal{I}$, $I_1 \cap I_2 \in \mathcal{I}$. Using the invariants in \mathcal{I} , we define *annotated programs* as programs defined by the BNF grammar below, where I is a member of \mathcal{I} .

$$A ::= \text{skip} \mid x \leftarrow e \mid A; A \mid \text{if } \beta \text{ then } A \text{ else } A \mid I @ \text{while } \beta \text{ do } A \text{ od}$$

The main difference between (unannotated) programs and the above grammar is that loops are annotated with an invariant as in the case $I @ \text{while } \beta \text{ do } A \text{ od}$. We will use A, A_1, \dots to denote annotated programs. For an annotated program A , its *underlying program* can be obtained by removing

the invariant annotations on the while-loops and we denote this as $C(A)$. This is defined in the Appendix A (Definition A.1). For a (unannotated) program P , the collection of all annotated programs over P will be denoted by $A(P)$, i.e., $A(P) = \{A \mid C(A) = P\}$. We will use A_L to denote an annotated subprogram of A that corresponds to the loop L in A .

In the following Sections, we show how to use the invariants associated with each loop. Primarily, they have two use cases - (i) over-approximating the transition relation of a loop (Section 4.1), (ii) over-approximating the set of initial states for each loop (Section 4.2). Then we describe how to use annotated programs to define the validity of ranking functions (Section 4.3). We also define a partial order and meet operation over them (Section 4.4). Using these definitions, we ensure that SYNDICATE refines the state in each iteration and is complete even for arbitrarily nested loops.

4.1 Semantics of Annotated Programs

To define the approximate semantics of an annotated program A that captures the terminating computations of A , we assume a standard semantics of program expressions and Boolean expressions which can be used to define the semantics of loop-free programs in a natural way. We take $\llbracket \alpha \rrbracket$ to be the transition semantics of a loop-free program α and $\llbracket \beta \rrbracket \subseteq S$ to be the semantics of a Boolean expression β . The semantics of an annotated program A is defined inductively as follows.

$$\begin{aligned} \llbracket \alpha \rrbracket &\triangleq \llbracket \alpha \rrbracket \\ \llbracket \text{if } \beta \text{ then } A_1 \text{ else } A_2 \rrbracket &\triangleq \text{id}_{\llbracket \beta \rrbracket} \circ \llbracket A_1 \rrbracket \cup \text{id}_{\llbracket \neg \beta \rrbracket} \circ \llbracket A_2 \rrbracket \\ \llbracket A_1 ; A_2 \rrbracket &\triangleq \llbracket A_1 \rrbracket \circ \llbracket A_2 \rrbracket \\ \llbracket l @ \text{while } \beta \text{ do } A_1 \text{ od} \rrbracket &\triangleq l \times (l \cap \llbracket \neg \beta \rrbracket) \end{aligned}$$

The difference between the semantics of an annotated program and that of a regular (unannotated) program lies in the case of loops: $\llbracket l @ \text{while } \beta \text{ do } A_1 \text{ od} \rrbracket$. We can over-approximate the semantics of the loop body $\llbracket A_1 \rrbracket$ using the associated invariant l . The reachable states, \mathcal{R} , at the entry of the while-loop, must satisfy the invariant. So, $\mathcal{R} \subseteq l$. The states that satisfy β enter the loop, while the states that do not satisfy β exit. So, the transition relation is over-approximated by $l \times (l \cap \llbracket \neg \beta \rrbracket)$.

4.2 Correctness of Annotated Programs

Annotations of invariants in an annotated program A are expected to be inductive loop invariants for the while-loops they decorate. Without such an assumption, the semantics defined in the previous paragraph will not accurately describe the terminating computations of the program. Recall that an *inductive invariant* l is a set of program states that satisfies the following two properties: (Initiation) l contains all program states you could enter the loop in; (Consecution) If you run the loop body from a state in l , you end up in a state that also belongs to l . Based on this, we can define what it means for all the annotations in a program to be correct. Notice that correctness needs to be defined w.r.t a set of initial states. Let $Init \subseteq S$ be a set of initial program states and let A be an annotated program. A is said to be *correct* with respect to initial states $Init$ if the annotations in A are inductive invariants. This can be inductively defined based on the structure of A .

$$\begin{aligned} Init &\models \alpha \triangleq \text{true} \\ Init &\models \text{if } \beta \text{ then } A_1 \text{ else } A_2 \triangleq (Init \cap \llbracket \beta \rrbracket \models A_1) \wedge (Init \cap \llbracket \neg \beta \rrbracket \models A_2) \\ Init &\models A_1 ; A_2 \triangleq (Init \models A_1) \wedge (Init \circ \llbracket A_1 \rrbracket \models A_2) \\ Init &\models l @ \text{while } \beta \text{ do } A_1 \text{ od} \triangleq (Init \subseteq l) \wedge ((l \cap \llbracket \beta \rrbracket) \circ \llbracket A_1 \rrbracket \subseteq l \times l) \wedge (Init \cap \llbracket \beta \rrbracket \models A_1) \end{aligned}$$

Note that in the above definition, given an initial set for the annotated program A_L , we use its constituent invariants to compute the initial set for the annotated subprograms of A_L . The individual initial sets are consequently used for defining the correctness of the annotated programs. In the

case of a loop, where $A_L \equiv l @ \text{while } \beta \text{ do } A_1 \text{ od}$, the correctness condition also checks the correctness of the invariant l .

4.3 Correctness of Ranking Functions using Annotated Programs

A ranking function is a real-valued function f on the program states that is bounded from below and decreases by a minimum amount in every iteration of the loop. For such a ranking function f to be a valid witness for termination, f is only required to have these properties on the reachable states (or an over-approximation of the reachable states) of the program rather than all the program states. Given these observations, we define when a ranking function proves the termination of an annotated while-loop, given an initial set of states.

DEFINITION 4.1 (CORRECTNESS OF A RANKING FUNCTION). *Let $Init \subseteq S$ be a set of initial program states and $f : S \rightarrow \mathbb{R}$ be a candidate ranking function. We say that f establishes the termination of annotated program $A_L = l @ \text{while } \beta \text{ do } A \text{ od}$ from initial states $Init$, i.e., $Init \models A_L, f$ if*

- *The annotations of A_L are correct with respect to $Init$, i.e., $Init \models A_L$, and*
- *For all $(s, s') \in \text{id}_{l \cap [\beta]} \circ [[A]]$, $f(s) \geq 0$ and $f(s) - f(s') \geq 1$*

Note that in Definition 4.1, we require that the ranking function f be positive and decrease by 1 in each loop iteration. These may appear to be strong requirements as typically, ranking functions are only required to be bounded above some value (say θ) and decrease by some minimum amount (say δ). However, if such a more general type of ranking function g exists then the specific one of the type given in Definition 4.1 also exists: just take $f(s)$ to be $(g(s) - \theta)/\delta$.

4.4 Meet-semilattice on Annotated programs

We introduce a partial order (\leq) and a meet operation (\wedge) for the set of annotated programs (A), which are crucial to understanding our algorithm. Let A be an annotated program such that $C(A) = P$. For annotated programs $A_1, A_2 \in A(P)$ (i.e., $C(A_1) = C(A_2) = P$), we say $A_2 \leq A_1$ if for each loop in P , the invariant annotating this loop in A_2 is contained in the corresponding invariant in A_1 ; the formal definition is deferred to Appendix A. If $A_2 \leq A_1$ and $A_2 \neq A_1$ then we say $A_2 < A_1$. Next, $A_1 \wedge A_2$ denotes the annotated program where each loop is annotated by the intersection of the invariants annotating the loop in A_1 and A_2 .

In Appendix B, we show that if there are two annotated programs $A_1, A_2 \in A(P)$ such that they are valid w.r.t the initial set, i.e., $Init \models A_1$ and $Init \models A_2$, then the meet of A_1 and A_2 is also valid w.r.t the initial set, i.e., $Init \models A_1 \wedge A_2$. Further, if P is a loop program, if A_1 and a ranking function f are valid w.r.t to the initial set, i.e. $Init \models A_1, f$, and A_2 is a valid annotated program w.r.t $Init$ and $A_2 \leq A_1$, then the pair A_2, f is also valid w.r.t $Init$. This can formally be presented as:

PROPOSITION 4.1. *Let $A_1, A_2 \in A(P)$ be two annotated programs.*

- (1) *If $Init \models A_2$ and $Init \models A_1$, then $Init \models A_1 \wedge A_2$.*
- (2) *If $Init \models A_1, f$, $Init \models A_2$, and $A_2 \leq A_1$, then $Init \models A_2, f$.*

5 SYNDICATE FRAMEWORK

Before describing our algorithm, we fix templates for the set of possible invariants \mathcal{I} and possible ranking functions \mathcal{F} . The algorithm can be instantiated with any templates (which can be different for each loop in the program), provided they satisfy the computability assumptions described in Theorem 5.1. We assume that the set of all possible program states (l_{true}) is in \mathcal{I} and that \mathcal{I} is closed under intersection, i.e., if $l_1, l_2 \in \mathcal{I}$ then $l_1 \cap l_2 \in \mathcal{I}$. Let us also fix a program P and a set of initial states $Init$. The goal is to synthesize ranking functions from \mathcal{F} and invariants from \mathcal{I} that demonstrate that every loop inside P terminates. In the following section, we describe an algorithm that is both

sound and *complete* – ranking functions and invariants identified constitute a correct proof of termination, and if there is a proof of termination using invariants in \mathcal{I} and ranking functions from \mathcal{F} then the algorithm does succeed. We first establish such a result under assumptions about the sets \mathcal{I} and \mathcal{F} and some computability assumptions about sub-procedures of our main algorithm. We then present algorithms for the sub-procedures that satisfy the computability assumptions needed for the soundness and completeness result.

5.1 Algorithm State

Consider a situation where our algorithm is trying to prove the termination of a loop $L = \text{while } \beta \text{ do } P_1 \text{ od}$ inside program P . SYNDICATE maintains an algorithm state which is used to guess a candidate ranking function, and also check its correctness. It then iteratively *refines* its state until convergence. The algorithm state has two components: (1) an annotated program $A \in A(P)$ such that $\text{Init} \models A$; this can be easily initialized by labeling each loop in P with S , the set of all program states, (2) a finite set $t \subseteq S \times S$ such that for any correct annotation A' of P , $t \subseteq \text{id}_{V \cap [\beta]} \circ \llbracket A'[P_1] \rrbracket$, where V is the annotation of L in A' . Since the pairs in t are in the semantics of the loop body P_1 , it can be used to guess a candidate ranking function from the set $\Pi(t, \mathcal{F}) \triangleq \{f \in \mathcal{F} \mid \forall (s, s') \in t, f(s) \geq 0 \wedge f(s) - f(s') \geq 1\}$, that contains all the functions that reduce and are bounded on the pairs in t . Next, the annotated program can be used to check the validity of the guessed candidate ranking functions.

Refinement of the Algorithm State. Checking the correctness of f may lead to at least one of the following cases. (1) The identification of additional pairs of states $(s_i, s'_i) \notin t$ over which every valid ranking function must decrease. We add these newly discovered pairs to the algorithm state, i.e., $t' \leftarrow t \cup \{(s_i, s'_i)\}$. As a consequence, $\Pi(t', \mathcal{F}) \subset \Pi(t, \mathcal{F})$. (2) The *refinement* of the annotated program to A' such that $A' \leq A$. Thus, the algorithm progresses either by eliminating additional potential ranking functions or constructing a more precise model for the semantics of the program by a progressive refinement of the annotations of P . An important observation at this point is that in our algorithm, we always refine the annotations of the P , i.e. the new annotation A' is always $\leq A$. In Lemma 5.1, we prove that if there exists an annotated program A^* which proves the validity of a ranking function f , then there also exists an annotated program $A' \leq A$, which can prove f valid (Fig. 5). This means that by refining the program's annotations, we narrow down the space of all possible annotations without eliminating the possibility of verifying the validity of any correct ranking function.

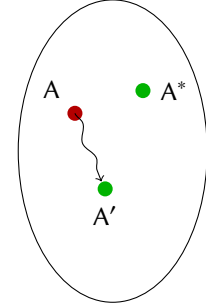


Fig. 5. Assume that A^* can prove the validity of f . Since $A' \leq A$, A can be refined to A' , which can also prove the validity of f .

LEMMA 5.1. *Let $A, A^* \in A(P)$ and f be a ranking function. If $\text{Init} \models A$ and $\text{Init} \models A^*, f$ then $\exists A' \leq A$ and $\text{Init} \models A', f$.*

PROOF. Let $A' = A \wedge A^*$. Clearly, $A' \leq A$. It follows from Proposition 4.1 that $\text{Init} \models A', f$. \square

5.2 Detailed Algorithm

SYNDICATE (Algorithm 1) iteratively generates a candidate ranking function and then uses it to refine the algorithm state if the candidate ranking function is not valid. The function `get_candidate` (line 5) returns a ranking function from the set $\Pi(t, \mathcal{F})$ if one exists and returns false if $\Pi(t, \mathcal{F})$ is empty. The function `check` (line 10) returns true if $\text{Init} \models A, f$ and false otherwise. We assume that

Algorithm 1 SYNDICATE**Inputs:** t - Set of traces, A - Program annotated with the invariants (initialized with I_{true})**Output:** true if termination is proved, false otherwise

```

1: procedure find_ranking( $t, A$ )
2:   is_refined  $\leftarrow$  false
3:   while true do
4:     if  $\neg$ is_refined then
5:        $gen, f \leftarrow$  get_candidate( $t$ )
6:       if  $\neg$ gen then
7:         return false
8:       end if
9:     end if
10:    if check( $f, A$ ) then
11:      return true
12:    end if
13:     $(p, p') \leftarrow$  get_cex( $f, A$ )
14:    is_refined,  $A, t \leftarrow$  refine( $A, (p, p'), t$ )
15:    if  $\neg$ is_refined then
16:       $t \leftarrow t \cup \{(p, p')\}$ 
17:    end if
18:  end while
19: end procedure

```

if **check** fails, **get_cex** produces a *counter-example* (line 13). The counter-example is a pair of states (p, p') such that (a) $(p, p') \in \llbracket A[P_1] \rrbracket$, (b) $p \in I \cap \llbracket \beta \rrbracket$, where I is the invariant labeling L in A , and (c) either $f(p) < 0$ or $f(p) - f(p') < 1$.

If f is not a valid ranking function for L then the counter-example (p, p') is used to refine the program state (line 14). The counter-example can be eliminated in one of two ways: (1) The invariants in A are refined so that p is not an entry state of loop L or (p, p') is not in the semantics of the body P_1 , or (2) A new ranking function is synthesized that behaves correctly on the pair (p, p') . The subroutine **refine** (line 14) tries to eliminate (p, p') by refining the invariants in A . The crucial property we require of **refine** is as follows.

(1) If **refine**($A, (p, p'), t$) returns (true, A', t') then it must be the case $A' < A$ and $Init \models A'$.

(2) If **refine**($A, (p, p'), t$) returns (false, A', t') then $A' = A$ and for every correct A'' (i.e. $Init \models A''$) with $A'' < A$, $(p, p') \in \text{id}_{I'' \cap \llbracket \beta \rrbracket} \circ \llbracket A''[P_1] \rrbracket$ where I'' is the invariant labelling L in A'' . In other words, (p, p') is in the semantics of the body of the loop L in every refinement of A .

In both of the above cases, $t \subseteq t' \subseteq \llbracket P_1 \rrbracket$ and $\text{dom}(t') \subseteq \mathcal{R}$. Note that if **refine** is unable to refine (returns false), then by the definition of **refine**, for every $A'' < A$, (p, p') is in the semantics of the loop L captured by A'' . The following lemma lifts this to all possible valid A'' and proves that if **refine** returns false, it means that (p, p') is in the semantics of the loop L captured by *all valid* annotated programs (not limited to $< A$). So, we add (p, p') to t to get a new set t_{new} . Note that t_{new} continues to satisfy the property that we required of t .

LEMMA 5.2. *Suppose **refine**($A, (p, p'), t$) returns (false, A, t'). Consider any annotated program $A' \in A(P)$ such that $Init \models A'$. Let I' be the annotation of L in A' . Then $(p, p') \in \text{id}_{I' \cap \llbracket \beta \rrbracket} \circ \llbracket A'[P_1] \rrbracket$.*

PROOF. Suppose the claim is not true, i.e., for some correct annotated program A' , $(p, p') \notin \text{id}_{\mathcal{I}' \cap \llbracket \beta \rrbracket} \circ \llbracket A' [P_1] \rrbracket$. Consider the program $A \wedge A' < A$. By Lemma 5.1, $A \wedge A'$ is correct and (p, p') is not valid pair for the semantics of the loop body P_1 . In such a case **refine** must return true giving us the desired contradiction. \square

By processing counter-example (p, p') , our algorithm always makes progress. There are two cases to consider. If **refine** returns true then we have a new correct annotated program A' that refines A . On the other hand, if **refine** returns false then we have new set t_{new} with the property that $\Pi(t_{\text{new}}, \mathcal{F}) \subsetneq \Pi(t, \mathcal{F})$. This is because $f \in \Pi(t, \mathcal{F}) \setminus \Pi(t_{\text{new}}, \mathcal{F})$ since f is not a valid ranking function for the pair (p, p') . Thus, in this case $\Pi(t_{\text{new}}, \mathcal{F})$ has become smaller.

5.3 Soundness, Completeness, and Efficiency of SYNDICATE

Algorithm 1 can be shown to be sound and complete for proving the termination of loop L of P . In this context, soundness means that if our algorithm succeeds and returns a ranking function f from \mathcal{F} , then there exists an invariant in \mathcal{I} that can prove that f is a valid ranking function for L . Conversely, completeness means that if there is a function $f \in \mathcal{F}$ and $l \in \mathcal{I}$ such that f can be proved valid using l , then Algorithm 1 will prove termination.

THEOREM 5.1. *Suppose there exist complete procedures for the functions **get_candidate**, **check**, **get_cex**, and **refine** that satisfy the properties defined above. Further, suppose the set \mathcal{F} is finite, and \mathcal{I} is closed under intersection and has no infinite descending chains (w.r.t the subset relation). Then Algorithm 1 is a sound and complete method to prove the termination of loop L of P .*

PROOF SKETCH. The soundness of the algorithm follows from the semantics of **get_candidate** and **check**. Suppose there is a ranking function f^* and an annotated program A^* such that A^* is a correct annotation of P and f^* is a valid ranking function that proves the termination of L . Let (A, t) be the state of the algorithm at any point. Observe that because of the property that the algorithm maintains of t , we have $f^* \in \Pi(t, \mathcal{F})$. By Lemma 5.1 there is a correct annotated program $A' (= A \wedge A^*) \leq A$ such that f^* proves the termination of L in A' . Finally, the assumptions on \mathcal{I} and \mathcal{F} mean that $\Pi(t, \mathcal{F})$ and $A \downarrow = \{A' \mid A' \leq A\}$ are both finite sets and hence there can only be finitely many steps of refinement. Thus Algorithm 1 will terminate with the right answer. \square

Efficiency. Consider a meet semilattice $(\mathcal{L}_{\mathcal{F}}, \leq, \wedge)$ induced by \mathcal{F} where each element is a set of ranking functions from \mathcal{F} and \leq, \wedge are defined by the set operations \subseteq, \cap . In each refinement step, we either (1) add a pair of states to t creating t_{new} , which in turn decreases the size of the set of ranking functions Π determined by the algorithm's state, as $\Pi(t_{\text{new}}, \mathcal{F}) \subset \Pi(t, \mathcal{F})$. The number of times this refinement can be performed is bounded by the depth of the semilattice $\mathcal{L}_{\mathcal{F}}$, or (2) we refine the current annotation A to A' , where $A' < A$. This is bounded by the depth of the meet semilattice for the annotated programs \mathcal{L}_A . This bounds the number of iterations of our algorithm to $\text{depth}(\mathcal{L}_{\mathcal{F}}) + \text{depth}(\mathcal{L}_A)$. This worst-case bound is much better than the unguided search for invariants and ranking functions. A naive termination algorithm that searches for invariants and ranking functions independently would realize a worst-case bound of $|\mathcal{L}_{\mathcal{F}}| \times |\mathcal{L}_A|$, where $|\cdot|$ represents the number of elements in the lattice. Even a strategy that ensures refinement at each step of the algorithm, and hence a downward movement in their respective lattice, would have a worst-case bound of $\text{depth}(\mathcal{L}_{\mathcal{F}}) \times \text{depth}(\mathcal{L}_A)$. Thus, we argue that SYNDICATE's synergistic synthesis for invariants and ranking functions has significant merit. In Section 7, we show that SYNDICATE is better than the state-of-the-art termination analysis tools in terms of runtime analysis for non-trivial programs.

Algorithm 2 Algorithm for Refine State**Inputs:** Annotated program (A), counter-example $((p, p'), t)$, reachable state pairs (t)**Output:** true or false, refined annotated program (A'), additional reachable states pairs (t)

```

1: procedure refine(A, (p, p'), t)
2:   invc = []
3:   A', gen ← get_inv(t, (p, p'), invc)
4:   while gen do
5:     if check_inv(A') then
6:       return true, A ∧ A', t
7:     end if
8:     (c, c'), for_pre ← get_cex_inv(A')
9:     if for_pre then
10:      t ← t ∪ {(c, c')}
11:    else
12:      invc ← invc ∪ {(c, c')}
13:    end if
14:    A', gen ← get_inv(t, (p, p'), invc)
15:  end while
16:  return false, A, t
17: end procedure

```

5.4 Detailed Subprocedures

We describe procedures for **get_candidate**, **check**, **get_cex**, and **refine** that satisfy the assumptions needed for soundness and completeness of Algorithm 1. For these procedures, we use SMT queries to generate and check the soundness of ranking functions for a given loop. We can define \mathcal{F} as a finite template for ranking functions. For the function **get_candidate**, given t , we can generate an SMT query encoding a symbolic ranking function in \mathcal{F} that satisfies the reducing and bounded conditions for all of the pairs of states in t . Finding a satisfying assignment to this query is equivalent to finding a candidate ranking function and if there is no satisfying assignment, then there is no ranking function in \mathcal{F} that is valid for the under-approximation, t , and, therefore, there is no ranking function in \mathcal{F} that is valid for the loop. This follows the semantics of **get_candidate** described in Section 5.2. For this function to be decidable, one must be able to describe the set of all ranking functions in \mathcal{F} and express the bounded and reducing conditions on these ranking functions in a decidable SMT theory. Some examples of templates that lead to the SMT queries being decidable are the set of linear functions over the program variables, the set of polynomial functions over the program variables using real-valued coefficients, and the set of lexicographic functions where each component is a polynomial function using real-valued coefficients.

We can also use an SMT query for a function that implements the semantics of both **check** and **get_cex**. **check** checks the validity of f given A. First, we define variables representing the state at the start of one iteration of the loop, (x_1, \dots, x_j) , and add the condition $(x_1, \dots, x_j) \in I$ where I is the invariant of the loop we are analyzing, retrieved from A. Then, we encode the over-approximation of the loop body defined by A into the SMT query. For each loop in the body of the outer loop, we define new variables, $(x_{i,1}, \dots, x_{i,j})$ to represent the states at the exit of each inner loop, adding the condition $(x_{i,1}, \dots, x_{i,j}) \in I_i \cap \llbracket \neg \beta_i \rrbracket$, where I_i and β_i are the invariant and

loop guard of the inner loop from A . We define variables representing the state at the end of the iteration, (x'_1, \dots, x'_j) , and set these variables equal to the output state of $\llbracket A \rrbracket$ when the input state is (x_1, \dots, x_j) . Checking the validity of f using A is reduced to determining the satisfiability of the formula: $(f(x_1, \dots, x_j) - f(x'_1, \dots, x'_j) < 1) \vee (f(x_1, \dots, x_j) < 0)$. If this formula is unsatisfiable, then we have proven the validity of f because we have established that f is bounded and reducing on the possible state of the loop. If this formula is unsatisfiable, we return true. Otherwise, we return false. In Algorithm 1, `get_cex` is only called when `check` returns false. In this case, from the SMT query in `check`, we have a satisfying assignment to (x_1, \dots, x_j) and (x'_1, \dots, x'_j) . The counter-example, (p, p') , returned by `get_cex`(f, A) is $((x_1, \dots, x_j), (x'_1, \dots, x'_j))$. For this algorithm to be decidable, the SMT encoding of the program has to fit into a decidable SMT theory.

We now describe an algorithm that implements the semantics of the `refine` function and follows the properties defined in Section 5.2. Since we defined `check` to define symbolic states, $(x_{i,1}, \dots, x_{i,j})$, at the end of each inner loop, instead of only storing (p, p') , `check` can store (p_1, \dots, p_m) , where $p_1 = p$, $p_m = p'$ and $p_i = (x_{i,1}, \dots, x_{i,j})$ for all $i \in [1, m]$. This sequence of states will be used to define `refine`, shown in Algorithm 2.

First, we define how the `refine` function works when considering a single loop, and then extend it to multiple loops, nested or sequential. When refining the invariant for a non-nested loop given a candidate ranking function, f , and a counter-example, (p, p') , for f to be a valid ranking function, p has to not be a reachable state the beginning of one iteration of the outer loop. In our algorithm state, for a non-nested loop, we have an annotated program with one invariant, I . First we try to refine I to I' s.t. $I' \subseteq I \setminus \{p\}$. For this, we first try to find an invariant, I'' , that is a valid invariant and excludes the state p and if this is possible, we return $I \cap I''$. Note that $I \cap I'' \in \mathcal{I}$ because \mathcal{I} is closed under intersection and $I \cap I'' \subseteq I \setminus \{p\}$. To find I'' , we iteratively generate possible invariants and then check their validity until either we have found a valid invariant that excludes p or proved that no such invariant exists. We show this procedure in Algorithm 2. In lines 3 and 14, we generate new possible invariants. In line 5, we check the validity of the invariant. In lines 9-13, based on the output of the validity check we update the information used to generate new invariants.

To generate a possible invariant that excludes p , we want to generate a set from \mathcal{I} that excludes p and includes the states we know are reachable, $\text{dom}(t)$. After we generate a possible invariant, I_1 , we check whether it includes Init and is inductive. If I_1 does not include Init , we obtain a state, $c \in \text{Init}$, s.t. $c \notin I_1$. When we generate the next possible invariant, I_2 , we add the condition $c \in I''$. This condition is added by adding (c, c') to t . If, on the other hand, I' is not inductive, we obtain a counter-example, (c, c') s.t. $c \in I_1 \wedge c' \notin I_1$. In this case, to ensure we generate a different possible invariant, I_2 , we add the condition $c \in I_2 \implies c' \in I_2$. Note that the conditions we add in each iteration of generating possible invariants are true for all valid invariants of a loop.

We use inv_c to represent the set of pairs of states we obtained as counter-examples in previous iterations of checking the validity of possible invariants. inv_c is initialized to $\{\}$. We use the following SMT queries to find a candidate for I'' (`get_inv`), and check its correctness (`check_inv`) respectively.

$$\left(p \notin I'' \right) \wedge \left(\bigwedge_{(s,s') \in t} s \in I'' \right) \wedge \left(\bigwedge_{(s,s') \in \text{inv}_c} s \in I'' \implies s' \in I'' \right) \quad (3)$$

$$\left(s \in \text{Init} \wedge s \notin I'' \right) \vee \left(s \in I'' \wedge \llbracket P \rrbracket s \notin I'' \right) \quad (4)$$

If the SMT query checking the validity of I'' is satisfiable, `get_cex_inv` either returns a state (c, c') , s.t. $c \in \text{Init} \wedge (c, c') \notin I''$ or returns a pair of states (c, c') where $c \in I'' \wedge c' \notin I''$. In the former case, we add this state to t (line 10). In the latter case, we add this state to inv_c (line 12). With updated t and inv_c , we repeat the process of generating and checking a new possible invariant.

5.5 Multiple Loops

In the case of multiple loops, we need to find $A' < A$, where A is the annotated loop program in our algorithm state. As discussed earlier, in this instantiation of our framework, **check** will return (p_1, \dots, p_m) instead of only (p, p') . So, we have counter-examples, p_i , for each invariant, l_i , in the program. For each invariant, we maintain the set, t_i and inv_{c_i} . t_i is initialized to the set of states after the loop associated with l_i obtained for the initial program execution traces and inv_{c_i} is initialized to an empty set. We use an SMT query to generate a candidate invariants, l'_i for all of the loops such that at least one of the loops in A that excludes the counter-example, p_i associated with l_i . Formally, we find a satisfying assignment to the constants in l'_i such that

$$\bigvee_i \left(\neg p_i \in l_i \wedge \bigwedge_{(s,s') \in t_i} s \in l_i \wedge \left(\bigwedge_{(s,s') \in inv_{c_i}} s \in l_i \implies s' \in l_i \right) \right) \quad (5)$$

Once we find candidate invariants for all of the loops such that for at least one of the loops, l'_i excludes p_i , we check the validity of the candidate invariants. This validity check is done the same way as in the single loop case, and the counter-examples are either added to t_i or inv_{c_i} accordingly. We repeatedly generate candidates to refine at least one of the invariants until one is found or there does not exist any valid invariant for any of the loops that exclude the corresponding counter-example, p_i . In the latter case, we have shown that there is a sequence of reachable states w.r.t. the corresponding invariant templates that transition from p to p' . Therefore, (p, p') is in the semantics of the body of the loop for every possible refinement of A . In this case, we return false.

For the SMT queries that generate candidate invariants, one must be able to describe the set of all invariants in \mathcal{I} and express whether an invariant includes a state in a decidable SMT theory. For the SMT queries that check the validity of invariants at a point in the program to be decidable, the SMT encoding of the program has to fit into a decidable SMT theory.

6 IMPLEMENTATION OF SYNDICATE

6.1 Templates

Consider the set of all ranking functions of the form: $\sum_i \max(a_0^i + \sum_j a_j^i x_j, 0)$, where $a_j^i \in \mathbb{Z}$ and x_i are program variables. This includes linear ranking functions as well as more complicated ranking functions that can be useful for non-linear assignment statements and complicated loop guards. We can extend this template to include lexicographic ranking functions, $\langle e_1, \dots, e_n \rangle$, where each e_k is of the form $\sum_i \max(a_0^i + \sum_j a_j^i x_j, 0)$ for some $i, j, n \in \mathbb{Z}$. Here j is the number of variables in a program. Bounding the absolute sum of the coefficients a_j^i for each lexicographic component, e_k , ensures that this expanded set of ranking functions satisfies the conditions in Theorem 5.1. There are two parameters when defining this template, i and n . We define $T(i, n)$, to be a template in this form with i summands per lexicographic expression and n lexicographic expressions. Our implementation supports ranking function templates $T(i, n)$ for any values of i and n . For an invariant template that satisfies the conditions in Theorem 5.1, we use sets of states that can be represented by a conjunction of linear constraints, of the form $d_0 + \sum_j d_j x_j \geq 0$ where $d_j \in \mathbb{Z}$. This template is closed under intersection and we again bound the absolute sum of the coefficients d_j , which ensures that there is no infinite descending chain. In this section, \mathcal{F} and \mathcal{I} will refer to this specific ranking function template and this specific invariant template respectively.

6.2 Implementation of Subprocedures

get_candidate - This function returns an element of the set $\Pi(t, \mathcal{F})$. Since every function in \mathcal{F} is bounded below by 0, this problem reduces to finding a function $f \in \mathcal{F}$ that reduces on all of the

pairs of states in t . We can accomplish this by solving the following SMT query:

$$\bigwedge_{(s,s') \in t} \left(\left(\sum_i \max(a_0^i + \sum_j a_j^i x_j, 0) \right) - \left(\sum_i \max(a_0^i + \sum_j a_j^i x'_j, 0) \right) \geq 1 \right)$$

Here, $s = (x_0, \dots, x_j)$ represents a program state with concrete valuations of all program variables, and a_j^i are variables representing the coefficients of the ranking function. Note that having a large under-approximation, t , reduces the remaining size of the search space of ranking functions, $\Pi(t, \mathcal{F})$. However, this increases the size of the SMT query to generate a candidate ranking function. To manage this tradeoff, we introduce an optimization where we use a smaller set, t_s s.t. $t_s \subset t$, generate the candidate using t_s and then check the generated candidate, f , against the rest of the pairs of states in t . As soon as we find one element of t for which the ranking function does not decrease, we add it to t_s and query the SMT again. We repeat this process till we have found a function in $\Pi(t, \mathcal{F})$ or the SMT query is unsatisfiable, meaning $\Pi(t, \mathcal{F})$ is empty.

check - This function takes as input f and A . As discussed in Section 5.4, using the over-approximation of the loop body defined by $\llbracket A \rrbracket$, we define variables representing the state at the start of one iteration, (x_1, \dots, x_j) , the end of the iteration, (x'_1, \dots, x'_j) , and at the exit of each loop within the body of the outer loop, $(x_{1,j}, \dots, x_{i,j})$. Then, we determine the satisfiability of the formula: $f((x_1, \dots, x_j)) - f((x'_1, \dots, x'_j)) < 1$. If this formula is unsatisfiable, then we have proven the validity of f because we have already established that f is bounded. If this formula is satisfiable, then the algorithm continues to refine either A or t .

get_cex - From the SMT query in **check**, we have found a satisfying assignment to (x_1, \dots, x_n) and (x'_1, \dots, x'_n) . **get_cex**(f, A) returns the counter-example (p, p') , where $p = (x_1, \dots, x_n)$ and $p' = (x'_1, \dots, x'_n)$. In our implementation, since we defined **check** to define variables, $(x_{1,j}, \dots, x_{n,j})$, for the states at the end of each inner loop, instead of only returning (p, p') , this function can return (p_1, \dots, p_m) , where $p_1 = p$, $p_m = p'$ and $p_i = (x_{1,j}, \dots, x_{i,j})$ for all $i \in [1, m]$. This sequence of states will be used to define **refine** to satisfy the properties defined in Section 5.

refine - As described in Section 5.4, when considering a program with one loop, we use Equations 3 and 4 to generate and check the validity of candidate invariants that exclude (p_1, \dots, p_m) from the over-approximation of the transition relation of the loop. When considering multiple loops, since Equation 5 can be a large SMT query and is often not required to find a useful invariant, we try to refine the invariants for the loops in individual SMT queries to exclude the state p_i from l_i . If we cannot refine the invariants of any of the loops to exclude the corresponding counter-example, we assume that the states (p_1, \dots, p_m) are reachable. This may not be true, because there could be a way to refine multiple invariants simultaneously to exclude a non-empty subset of the states (p_1, \dots, p_m) . Since (p, p') may not be in the exact transition relation of the loop, instead of adding (p, p') to t we add it to a new set, $t^?$. $t^?$ contains pairs of states for which we are unsure whether or not they are elements of $\llbracket P \rrbracket$. Whenever we refine an invariant for any loop in the program, we check whether the current annotated program, A , can prove that any states in $t^?$ are unreachable. If so, we remove those states from $t^?$. When generating candidate ranking functions, instead of using t , we use $t \cup t^?$. So, the generate candidate phase changes to output a function, $f \in \mathcal{F}$ that decreases and is bounded on all states in $t \cup t^?$. When no candidate ranking function is found, the algorithm terminates. Since $t^?$ may contain unreachable pairs of states, this algorithm can terminate without finding a valid ranking function even if one exists in \mathcal{F} that can be proved by an annotated program that has invariants in \mathcal{I} . The use of $t^?$ makes our implementation of the algorithm described in Section 5 incomplete. We further introduce some approximations in our implementation, by limiting the number of iterations of generating candidate invariants within the **refine** procedure and limiting the number of times we call **refine** without changing our candidate

	# Proved	Avg. Time (s)		# Proved	Avg. Time (s)
SYNDICATE	151	15.96		104	27.55
Ultimate	144	23.69		vTerm	33.13
Aprove	142	22.31			
DynamiTe	126	53.04			
(a) Total number of benchmarks - 168			(b) Total number of benchmarks - 128		

Table 3. Total number of benchmarks proved and the average time for state-of-the-art termination analysis algorithms using a timeout of 2 minutes. SYNDICATE takes 32.6% less average time than Ultimate, 28.5% less than Aprove, 69.9% less than DynamiTe, and 16.8% less than vTerm.

ranking function. When these approximations are used, the counter-examples from checking the validity of the ranking functions, (p, p') , are added to t' instead of t .

7 EVALUATION

We implement SYNDICATE in Python. As described in Section 6.1, for the template of invariants, we use a set of linear inequalities, specifically of the form of $d_0 + \sum d_j x_j \geq 0$, where $d_j \in \mathbb{Z}$. For ranking functions, recall that we defined $T(i, n)$ to be a template with i summands per lexicographic expression and n lexicographic expressions. For our evaluation, we consider 5 templates with different values of i, n , i.e., $\mathcal{F}_1 = T(1, 1)$, $\mathcal{F}_2 = T(1, 2)$, $\mathcal{F}_3 = T(1, 3)$, $\mathcal{F}_4 = T(2, 1)$, and $\mathcal{F}_5 = T(2, 2)$. Further, for all our experiments, we use 200 randomly generated initial traces. SYNDICATE expects Java programs as inputs and returns a ranking function and the corresponding loop invariants if it proves termination. We use Z3-Java API to check the validity of the ranking functions and the loop invariants. All experiments are run on a 2.50 GHz 16 core 11th Gen Intel i9-11900H CPU with a main memory of 64 GB. For all our tests, we use a timeout of 120 s. When computing the average time, we use the time taken to be 120 seconds for instances that timeout.

Benchmarks. We collect 168 challenging programs as benchmarks from the *Term-crafted* set of SV-COMP [Beyer 2020], the *Aprove_09* set from TermComp [Giesl et al. 2019], and *vTerm-advantage* from vTerm [Giacobbe et al. 2022]. These benchmarks contain integer programs, with linear and non-linear assignments and loop guards, non-determinism, nested loops of maximum depth 3, and sequential loops. Except for random number generators, our implementation currently does not support function calls. However, the theory can be directly extended to support function calls by inlining them. The programs were originally in C but were also translated to Java by [Giacobbe et al. 2022]. The experiments for SYNDICATE and vTerm are run on the Java version while the experiments for Aprove, Ultimate, and DynamiTe are run on the equivalent C benchmarks.

7.1 Comparison with State-of-the-art Termination Analysis Tools

We compare SYNDICATE against the following state-of-the-art tools for termination analysis.

- (1) **Ultimate** [Heizmann et al. 2014] decomposes programs into smaller sub-programs and constructs ranking functions for these sub-programs. After finding each ranking function, it checks whether the current set of sub-programs captures the behavior of the entire loop.
- (2) **Aprove** [Giesl et al. 2017] is an ensemble of several proof techniques, including termination proofs through reduction orders and dependency pairs.
- (3) **DynamiTe** [Le et al. 2020] tries to prove the non-termination of programs by finding recurrent sets, failing which it generates a counter-example that is then used to find candidate ranking

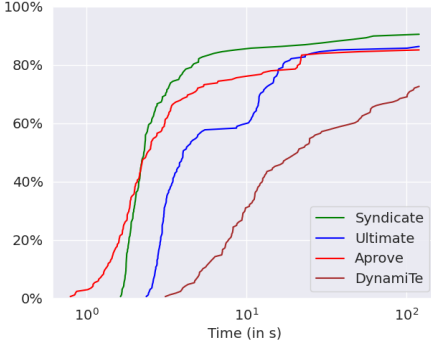


Fig. 6. Percentage of benchmarks proved terminating with growing running time. SYNDICATE is the overall best, except for easier benchmarks as it takes extra time to generate the initial 200 traces.

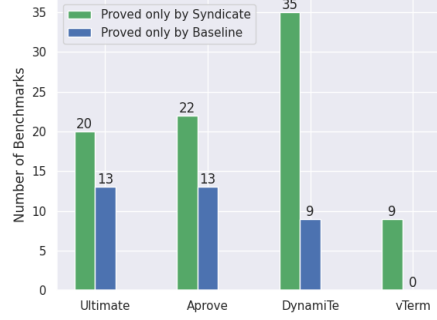


Fig. 7. No. of benchmarks proved terminating by SYNDICATE but not by the existing tool and vice-versa. The total number of benchmarks used is 128 for comparison with $vTerm$ and 168 for all others.

functions. To finally prove termination, the synthesis of invariants is outsourced to an external invariant synthesis algorithm, DIG [Nguyen et al. 2014].

- (4) $vTerm$ [Giacobbe et al. 2022] trains a neural network from randomly generated traces to maximize the difference between the output of two consecutive states. The trained model is then treated as a candidate ranking function.

For comparison to the above tools, SYNDICATE tests for the termination of a given benchmark using all 5 templates (\mathcal{F}_i) in parallel and stops as soon as one of the templates proves the termination. Note that all the existing tools also have a parallel implementation. In Table 3a, we present the total number of benchmarks that each tool could prove and the average time taken to run the tools on a benchmark. The efficacy of SYNDICATE is demonstrated by the fact that it proves the most number of benchmarks and takes the least amount of average time. It is noteworthy that although state-of-the-art tools like Aprove employ an ensemble of several methods to prove termination, SYNDICATE surpasses them by relying solely on ranking functions to argue for program termination. Further, $vTerm$ cannot handle the benchmarks with sequential loops or calls to random number generators and thus supports only a subset of the total benchmarks. So, we compare against $vTerm$ in Table 3b on 128 benchmarks. Note that we can exactly match the template of ranking functions used by $vTerm$. So, for this experiment, we fix the template both for $vTerm$ and SYNDICATE to \mathcal{F}_4 . $vTerm$ uses 1000 initial traces for best baseline performance.

In Fig. 6, we show a cactus plot where the y-axis shows the percentage of total benchmarks proved terminating within the time on the x-axis. The x-axis is in the log scale. SYNDICATE achieves the overall fastest average running time compared to all other tools with minimal timeouts and leads on the cactus plot. In the initial 2.2s of the plot, Aprove is better than SYNDICATE. This is because SYNDICATE incurs a fixed cost since it uses program traces to generate candidate ranking functions. On the other hand, Aprove is a collection of several termination analysis techniques, due to which it can solve the easy benchmarks quickly. However, SYNDICATE surpasses Aprove in the long run and solves relatively more challenging benchmarks faster. In Fig. 7, we present the number of benchmarks that SYNDICATE could prove terminating, but the other tools could not, and also the number of benchmarks the existing tools could prove terminating, and SYNDICATE could not within the timeout limit. SYNDICATE can prove termination for significantly more benchmarks as compared

<pre> 1 int x = y + 42; 2 while (x >= 0) { 3 y = 2 * y - x; 4 x = (y + x) / 2; 5 }</pre>	<pre> 1 int a = 0, b = 0; 2 while (a * b <= n a * b <= m) { 3 a = a + 1; 4 b = b + 1; 5 }</pre>
(a) Not proved by Aprove and Ultimate	(b) Not proved by any of Aprove, Ultimate, DynamiTe, and ν -Term

Fig. 8. Benchmarks for Case Studies proved terminating by SYNDICATE.

to each of the existing tools. This highlights the distinct advantages and capabilities of SYNDICATE's synergistic approach. Note that the comparison with ν Term is only using 128 benchmarks.

7.2 Case Studies

To shed more light on the efficacy of SYNDICATE, we discuss two non-trivial programs from our benchmarks where some of the existing tools fail to prove termination within the timeout while SYNDICATE succeeds in just 1.8s and 5.4s respectively. Specifically, we compare more qualitatively against DynamiTe and ν Term, which most closely resemble parts of SYNDICATE. Consider the program in Fig 8a. To prove its termination, one tries to prove that x reduces in successive iterations, which is not trivial. A non-trivial algebraic rewriting of the assignment expressions in lines 4 and 5 reveals that both x and y decrease by the value $x - y$ computed at the beginning of the iteration in each iteration. Furthermore, one needs an invariant at least as strong as $x - y > 0$ to show that x always reduces. Unlike some other termination analysis tools, SYNDICATE does not rely on algebraic rewriting to infer the ranking functions and invariants. Instead, it uses traces to generate candidates and subsequently uses an SMT solver to verify its validity. SYNDICATE solves it in just 1.8s owing to its synergistic search for a termination argument and results in $f^* \equiv \max(x + 1, 0)$ and $I^* \equiv x - y \geq 1$. Note that DynamiTe, which also relies on traces to come up with candidate ranking functions, is 5 \times slower and takes 11.9s to solve the problem. This is possibly because the invariant generation in DynamiTe is outsourced to DIG but does not explicitly guide the invariant search. Invariants other than I^* (like $x - y \geq 42$ or even stronger) may also prove the validity of f^* but a naive unguided search for invariants results in longer runtime. Further, ν Term can also prove the termination in 2.56s, but its reliance on heuristically guessed invariants is not generalizable.

Similarly, Fig. 8b shows another non-trivial example consisting of non-linear expressions and disjunctive boolean guards, for which none of the existing tools used in our experiments could prove termination. SYNDICATE, however, generates a valid lexicographic ranking function $\langle \max(n - 2m + a - 4b + 1, 0), \max(m + a - 2b + 6, 0) \rangle$ and loop invariant $a \geq b$ that proves that the generated ranking function is valid in just 5.4s. Notably, even DynamiTe, which also uses trace-based methods to create ranking functions, fails to verify the termination even on increasing the timeout to 5 minutes. Our experiments with the invariant generation engine of DynamiTe (DIG) indicate that it takes a long time to produce invariants that are useful for proving the validity of the generated ranking functions. Further, even though there is a valid ranking function in the template used by ν Term, it fails to find it because of its inability to guess the required invariants. These examples demonstrate that a synergistic search can increase the number of benchmarks that can be proved terminating and also significantly reduce the analysis runtime by finding ranking functions from traces and by guiding the search for invariants just strong enough to prove it.

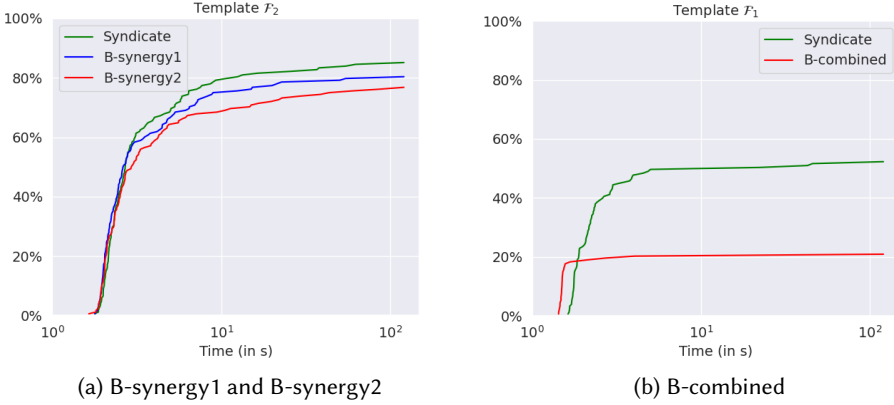


Fig. 9. Percentage of benchmarks proved terminating with growing running time. Fig 9a uses 168 benchmarks and Fig 9b uses 153 benchmarks.

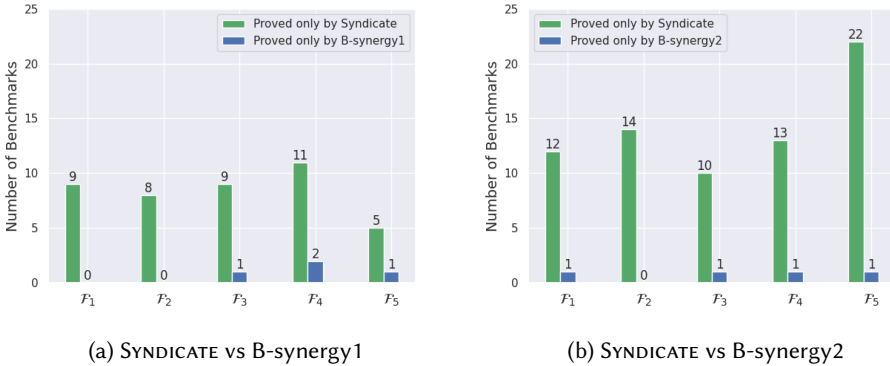


Fig. 10. No. of benchmarks proved terminating by SYNDICATE but not by the baselines out of 168 benchmarks.

7.3 Ablation Studies

As highlighted in the introduction, we show that the two-way synergy used in SYNDICATE (invariant guiding the ranking function and vice-versa) is better than either one of them individually in terms of the number of proved benchmarks and the average runtime. We also show that the synergistic technique significantly outperforms searching for the ranking function and the invariant using a single query. The following experiments also show that the benefit of the synergy is independent of the exact instantiation of the template for ranking functions. For this, we implemented 3 baselines - **B-synergy1**, **B-synergy2**, and **B-combined**. First, B-synergy1 does not use the counter-examples from checking the validity of candidate invariants to guide the generation of new candidate ranking functions. This demonstrates the effect of having only the ranking function guide the invariant search. Second, B-synergy2 does not use the counter-examples from checking the validity of candidate ranking functions to guide the generation of new candidate invariants. This demonstrates the effect of having only the invariant guide the ranking function search. Third, B-combined searches for both ranking function and invariant with a single monolithic query. In the following

experiments, the baselines use the same template for invariants as SYNDICATE. B-synergy1 and B-synergy2 are instantiated with the 5 ranking function templates \mathcal{F}_i described in Section 7. B-combined is only instantiated with \mathcal{F}_1 because \mathcal{F}_1 is the simplest template and B-combined does not scale well even with \mathcal{F}_1 .

In Fig. 9a, we show the percentage benchmarks proved with growing time for SYNDICATE, B-synergy1, and B-synergy2 in the case of template \mathcal{F}_2 . We can see that both baselines perform worse than SYNDICATE, indicating that using both the counter-examples from the invariant search and the counter-examples from the ranking function search to guide each other increases the number of benchmarks proved. The graphs for other templates are similar and can be found in Appendix C. In

Template	SYNDICATE	B-synergy1	B-synergy2
\mathcal{F}_1	94	85	83
\mathcal{F}_2	142	134	128
\mathcal{F}_3	146	138	137
\mathcal{F}_4	121	112	109
\mathcal{F}_5	131	127	110

Table 4. The number of benchmarks out of 168 proved by SYNDICATE and baselines for different templates.

Table 4, we show the numbers of benchmarks proved by SYNDICATE and B-synergy1 and B-synergy2 using each template. There is up to 8% improvement over B-synergy1 and up to 19% improvement over B-synergy2. In Figs. 10a, 10b, we show the number of benchmarks that are uniquely solved by B-synergy(i) as compared to SYNDICATE. We can see that SYNDICATE is significantly better than both the baselines. We observe that in a few benchmarks, the baselines are better than SYNDICATE due to the non-determinism involved in guessing the candidates. In Fig. 9b, we compare the SYNDICATE to B-combined, using \mathcal{F}_1 for both. Our implementation of B-combined only handles non-nested loops, so we use 153 benchmarks to evaluate B-combined. B-combined can solve only 31 of the total benchmarks. It solves these quickly because of less number of iterations needed but times out on relatively more complicated benchmarks because there is a large search space for the query. This shows that such a strategy cannot scale as the complexity of the benchmarks grows.

8 RELATED WORKS

Termination Analysis. Numerous techniques have been designed to reason about termination [Bradley et al. 2005b; Cook et al. 2006; Giacobbe et al. 2022; Gonnord et al. 2015; Le et al. 2020; Podelski and Rybalchenko 2004; Urban et al. 2016; Xie et al. 2017] and non-termination [Chen et al. 2014; Han and He 2023; Heizmann et al. 2014; Le et al. 2020; Velroyen and Rümmer 2008] of programs. Synthesizing ranking functions is one well-established way of proving termination. As discussed in Section 1, there are techniques that separate the search for a valid ranking function and an invariant strong enough to prove it [Cook et al. 2006; Giacobbe et al. 2022; Le et al. 2020; Urban et al. 2016]. These can handle a wide variety of programs but do not provide completeness guarantees. There are techniques that provide completeness guarantees but handle a restricted class of programs [Bradley et al. 2005a; Gonnord et al. 2015; Heizmann et al. 2014; Podelski and Rybalchenko 2004]. For example, [Bradley et al. 2005a; Podelski and Rybalchenko 2004] propose complete methods to find linear ranking functions and linear invariants to prove the termination of linear programs. There are also techniques that provide completeness guarantees and handle complex programs [Unno et al. 2023, 2021], but these techniques encode an over-approximation of the reachable states and ranking functions in a single formula. [Unno et al. 2023] is more scalable, but it relies on information from searching for non-termination arguments to make the search for termination arguments scalable. SYNDICATE focuses only on termination and proves termination by synthesizing ranking functions and invariants in different sub-routines that exchange important information. It can handle a wide variety of programs and also offers relative completeness guarantees while maintaining efficiency.

Guided search for invariants. Several previous works [Nguyen et al. 2014, 2022] have focused on identifying loop invariants. These works, however, aim to discover loop invariants without being specifically guided by a particular property. It has been established [Furia and Meyer 2010; Galeotti et al. 2015; Garg et al. 2014; Miltner et al. 2020; Padon et al. 2022] that proving properties does not always need the identification of the strongest invariants. Instead, it is often more efficient to search for invariants that specifically contribute to proving the desired property. [Welp and Kuehlmann 2014] leverages the concept of Property Directed Reachability [Bradley 2011] to infer invariants that are directed toward achieving the goal of proving the input verification condition. [Miltner et al. 2020] proposes a counterexample-driven algorithm for inferring invariants sufficient to imply some desired specifications. Our search for invariant is also guided by a goal, which is to prove the validity of a ranking function. But we do not have a target ranking function. So, we synergistically guide the search for invariants and ranking functions.

Counter-example guided learning. Many frameworks like CEGIS [Clarke et al. 2000; Gupta et al. 2020; Preiner et al. 2017; Solar-Lezama et al. 2008] work on the methodology of using counter-examples to guide their search for specific candidates (programs, abstractions etc.) that satisfy a fixed property. Our approach, while similar, poses a greater challenge as we are simultaneously searching for both a valid ranking function and an invariant that can prove it in separate CEGIS loops that guide each other.

9 CONCLUSION

We developed a general recipe called SYNDICATE for automated termination analysis based on a synergistic synthesis of invariants and ranking functions. SYNDICATE can be instantiated with different templates for invariants and ranking functions, is relatively complete, and can handle complex programs. We provided a specific instantiation of SYNDICATE where invariants are represented as linear inequalities and ranking functions are lexicographic expressions, with sums of max terms. We empirically showed that this specific instantiation can prove the termination of more benchmarks than state-of-the-art termination analysis tools and in a faster time. We leave instantiation of SYNDICATE with more complex templates and the development of an algorithm to automatically discover suitable templates for a given program as future works.

REFERENCES

- Dirk Beyer. 2020. Advances in Automatic Software Verification: SV-COMP 2020. In *Tools and Algorithms for the Construction and Analysis of Systems*, Armin Biere and David Parker (Eds.). Springer International Publishing, Cham, 347–367.
- Aaron R. Bradley. 2011. SAT-Based Model Checking without Unrolling. In *Verification, Model Checking, and Abstract Interpretation*, Ranjit Jhala and David Schmidt (Eds.). Springer Berlin Heidelberg, Berlin, Heidelberg, 70–87.
- Aaron R. Bradley, Zohar Manna, and Henny B. Sipma. 2005a. Linear Ranking with Reachability. In *Computer Aided Verification*, Kousha Etessami and Sriram K. Rajamani (Eds.). Springer Berlin Heidelberg, Berlin, Heidelberg, 491–504.
- Aaron R. Bradley, Zohar Manna, and Henny B. Sipma. 2005b. Termination of Polynomial Programs. In *Verification, Model Checking, and Abstract Interpretation*, Radhia Cousot (Ed.). Springer Berlin Heidelberg, Berlin, Heidelberg, 113–129.
- Hong-Yi Chen, Byron Cook, Carsten Fuhs, Kaustubh Nimkar, and Peter O’Hearn. 2014. Proving Nontermination via Safety. In *Tools and Algorithms for the Construction and Analysis of Systems*, Erika Ábrahám and Klaus Havelund (Eds.). Springer Berlin Heidelberg, Berlin, Heidelberg, 156–171.
- Edmund Clarke, Orna Grumberg, Somesh Jha, Yuan Lu, and Helmut Veith. 2000. Counterexample-Guided Abstraction Refinement. In *Computer Aided Verification*, E. Allen Emerson and Aravinda Prasad Sistla (Eds.). Springer Berlin Heidelberg, Berlin, Heidelberg, 154–169.
- Byron Cook, Andreas Podelski, and Andrey Rybalchenko. 2006. Termination Proofs for Systems Code. In *Proceedings of the 27th ACM SIGPLAN Conference on Programming Language Design and Implementation* (Ottawa, Ontario, Canada) (PLDI ’06). Association for Computing Machinery, New York, NY, USA, 415–426. <https://doi.org/10.1145/1133981.1134029>
- Leonardo Mendonça de Moura and Nikolaj Bjørner. 2008. Z3: An Efficient SMT Solver. In *TACAS (Lecture Notes in Computer Science, Vol. 4963)*. Springer, 337–340.
- Carlo Alberto Furia and Bertrand Meyer. 2010. *Inferring Loop Invariants Using Postconditions*. Springer Berlin Heidelberg, Berlin, Heidelberg, 277–300. https://doi.org/10.1007/978-3-642-15025-8_15
- Juan P. Galeotti, Carlo A. Furia, Eva May, Gordon Fraser, and Andreas Zeller. 2015. Inferring Loop Invariants by Mutation, Dynamic Analysis, and Static Checking. *IEEE Transactions on Software Engineering* 41, 10 (2015), 1019–1037. <https://doi.org/10.1109/TSE.2015.2431688>
- Pranav Garg, Christof Löding, P. Madhusudan, and Daniel Neider. 2014. ICE: A Robust Framework for Learning Invariants. In *Computer Aided Verification*, Armin Biere and Roderick Bloem (Eds.). Springer International Publishing, Cham, 69–87.
- Mirco Giacobbe, Daniel Kroening, and Julian Parsert. 2022. Neural Termination Analysis. In *Proceedings of the 30th ACM Joint European Software Engineering Conference and Symposium on the Foundations of Software Engineering* (Singapore, Singapore) (ESEC/FSE 2022). Association for Computing Machinery, New York, NY, USA, 633–645. <https://doi.org/10.1145/3540250.3549120>
- Jürgen Giesl, Cornelius Aschermann, Marc Brockschmidt, Fabian Emmes, Florian Frohn, Carsten Fuhs, Jera Hensel, Carsten Otto, Martin Plücker, Peter Schneider-Kamp, Thomas Ströder, Stephanie Swiderski, and René Thiemann. 2017. Analyzing Program Termination and Complexity Automatically with AProVE. *J. Autom. Reason.* 58, 1 (jan 2017), 3–31. <https://doi.org/10.1007/s10817-016-9388-y>
- Jürgen Giesl, Albert Rubio, Christian Sternagel, Johannes Waldmann, and Akihisa Yamada. 2019. The Termination and Complexity Competition. In *Tools and Algorithms for the Construction and Analysis of Systems*, Dirk Beyer, Marieke Huisman, Fabrice Kordon, and Bernhard Steffen (Eds.). Springer International Publishing, Cham, 156–166.
- Laure Gonnord, David Monniaux, and Gabriel Radanne. 2015. Synthesis of Ranking Functions Using Extremal Counterexamples. *SIGPLAN Not.* 50, 6 (jun 2015), 608–618. <https://doi.org/10.1145/2813885.2737976>
- Shubhani Gupta, Abhishek Rose, and Sorav Bansal. 2020. Counterexample-Guided Correlation Algorithm for Translation Validation. *Proc. ACM Program. Lang.* 4, OOPSLA, Article 221 (nov 2020), 29 pages. <https://doi.org/10.1145/3428289>
- Zhilei Han and Fei He. 2023. Data-driven Recurrent Set Learning For Non-termination Analysis. In *2023 IEEE/ACM 45th International Conference on Software Engineering (ICSE)*. 1303–1315. <https://doi.org/10.1109/ICSE48619.2023.00115>
- Matthias Heizmann, Jochen Hoenicke, and Andreas Podelski. 2014. Termination Analysis by Learning Terminating Programs. https://doi.org/10.1007/978-3-319-08867-9_53
- Ton Chanh Le, Timos Antonopoulos, Parisa Fathololumi, Eric Koskinen, and ThanhVu Nguyen. 2020. DynamiTe: Dynamic Termination and Non-Termination Proofs. *Proc. ACM Program. Lang.* 4, OOPSLA, Article 189 (nov 2020), 30 pages. <https://doi.org/10.1145/3428257>
- Anders Miltner, Saswat Padhi, Todd Millstein, and David Walker. 2020. Data-Driven Inference of Representation Invariants. In *Proceedings of the 41st ACM SIGPLAN Conference on Programming Language Design and Implementation* (London, UK) (PLDI 2020). Association for Computing Machinery, New York, NY, USA, 1–15. <https://doi.org/10.1145/3385412.3385967>
- Thanhvu Nguyen, Deepak Kapur, Westley Weimer, and Stephanie Forrest. 2014. DIG: A Dynamic Invariant Generator for Polynomial and Array Invariants. *ACM Trans. Softw. Eng. Methodol.* 23, 4, Article 30 (sep 2014), 30 pages. <https://doi.org/10.1145/2556782>
- ThanhVu Nguyen, KimHao Nguyen, and Hai Duong. 2022. SymInfer: Inferring Numerical Invariants using Symbolic States. In *2022 IEEE/ACM 44th International Conference on Software Engineering: Companion Proceedings (ICSE-Companion)*.

- 197–201. <https://doi.org/10.1145/3510454.3516833>
- Oded Padon, James R. Wilcox, Jason R. Koenig, Kenneth L. McMillan, and Alex Aiken. 2022. Induction Duality: Primal-Dual Search for Invariants. *Proc. ACM Program. Lang.* 6, POPL, Article 50 (jan 2022), 29 pages. <https://doi.org/10.1145/3498712>
- Andreas Podelski and Andrey Rybalchenko. 2004. A Complete Method for the Synthesis of Linear Ranking Functions. In *Verification, Model Checking, and Abstract Interpretation*, Bernhard Steffen and Giorgio Levi (Eds.). Springer Berlin Heidelberg, Berlin, Heidelberg, 239–251.
- Mathias Preiner, Aina Niemetz, and Armin Biere. 2017. Counterexample-Guided Model Synthesis. In *Tools and Algorithms for the Construction and Analysis of Systems*, Axel Legay and Tiziana Margaria (Eds.). Springer Berlin Heidelberg, Berlin, Heidelberg, 264–280.
- Armando Solar-Lezama, Christopher Grant Jones, and Rastislav Bodik. 2008. Sketching Concurrent Data Structures. *SIGPLAN Not.* 43, 6 (jun 2008), 136–148. <https://doi.org/10.1145/1379022.1375599>
- Hiroshi Unno, Tachio Terauchi, Yu Gu, and Eric Koskinen. 2023. Modular Primal-Dual Fixpoint Logic Solving for Temporal Verification. *Proc. ACM Program. Lang.* 7, POPL, Article 72 (jan 2023), 30 pages. <https://doi.org/10.1145/3571265>
- Hiroshi Unno, Tachio Terauchi, and Eric Koskinen. 2021. Constraint-Based Relational Verification. In *Computer Aided Verification*, Alexandra Silva and K. Rustan M. Leino (Eds.). Springer International Publishing, Cham, 742–766.
- Caterina Urban, Arie Gurfinkel, and Temesghen Kahsai. 2016. Synthesizing Ranking Functions from Bits and Pieces. In *Tools and Algorithms for the Construction and Analysis of Systems*, Marsha Chechik and Jean-François Raskin (Eds.). Springer Berlin Heidelberg, Berlin, Heidelberg, 54–70.
- Helga Velroyen and Philipp Rümmer. 2008. Non-termination Checking for Imperative Programs. In *Tests and Proofs*, Bernhard Beckert and Reiner Hähnle (Eds.). Springer Berlin Heidelberg, Berlin, Heidelberg, 154–170.
- Tobias Welp and Andreas Kuehlmann. 2014. Property directed invariant refinement for program verification. In *2014 Design, Automation & Test in Europe Conference & Exhibition (DATE)*. 1–6. <https://doi.org/10.7873/DATE.2014.127>
- Xiaofei Xie, Bihuan Chen, Liang Zou, Shang-Wei Lin, Yang Liu, and Xiaohong Li. 2017. Loopster: Static Loop Termination Analysis. In *Proceedings of the 2017 11th Joint Meeting on Foundations of Software Engineering (Paderborn, Germany) (ESEC/FSE 2017)*. Association for Computing Machinery, New York, NY, USA, 84–94. <https://doi.org/10.1145/3106237.3106260>

A FORMAL DEFINITIONS MISSING FROM MAIN SECTIONS

DEFINITION A.1. For an annotated program A , the underlying program $C(A)$ is the program where the annotations on the while loops have been removed. This is can be formally defined based on the structure of A as follows.

$$\begin{aligned}
 C(\alpha) &\triangleq \alpha \\
 C(\text{if } \beta \text{ then } A_1 \text{ else } A_2) &\triangleq \text{if } \beta \text{ then } C(A_1) \text{ else } C(A_2) \\
 C(A_1; A_2) &\triangleq C(A_1); C(A_2) \\
 C(\text{l@while } \beta \text{ do } A_1 \text{ od}) &\triangleq \text{while } \beta \text{ do } C(A_1) \text{ od}
 \end{aligned}$$

$$\begin{array}{c}
 \text{ATOMIC STATEMENTS} \qquad \text{SEQUENCE} \\
 \frac{\alpha \leq \alpha}{\alpha \leq \alpha} \qquad \frac{A'_1 \leq A'_2 \quad A''_1 \leq A''_2}{A'_1; A''_1 \leq A'_2; A''_2} \\
 \\
 \text{LOOP} \\
 \frac{I_1 \subseteq I_2 \quad A'_1 \leq A'_2}{(I_1 @ \text{while}(\beta) \text{ do } A'_1 \text{ od}) \leq (I_2 @ \text{while}(\beta) \text{ do } A'_2 \text{ od})} \\
 \\
 \text{IF} \\
 \frac{A'_1 \leq A'_2 \quad A''_1 \leq A''_2}{(\text{if}(\beta) \text{ then } A'_1 \text{ else } A''_1) \leq (\text{if}(\beta) \text{ then } A'_2 \text{ else } A''_2)}
 \end{array}$$

Fig. 11. $A_1 \leq A_2$

$$\begin{array}{c}
 \text{ATOMIC STATEMENTS} \qquad \text{SEQUENCE} \\
 \frac{\alpha \wedge \alpha = \alpha}{\alpha \wedge \alpha = \alpha} \qquad \frac{A' = A'_1 \wedge A'_2 \quad A'' = A''_1 \wedge A''_2}{A'_1; A''_1 \wedge A'_2; A''_2 = A'; A''} \\
 \\
 \text{LOOP} \\
 \frac{I = I_1 \cap I_2 \quad A = A'_1 \wedge A'_2}{(I_1 @ \text{while}(\beta) \text{ do } A'_1 \text{ od}) \wedge (I_2 @ \text{while}(\beta) \text{ do } A'_2 \text{ od}) = I @ \text{while}(\beta) \text{ do } A \text{ od}} \\
 \\
 \text{IF} \\
 \frac{A' = A'_1 \wedge A'_2 \quad A'' = A''_1 \wedge A''_2}{(\text{if}(\beta) \text{ then } A'_1 \text{ else } A''_1) \wedge (\text{if}(\beta) \text{ then } A'_2 \text{ else } A''_2) = \text{if}(\beta) \text{ then } A' \text{ else } A''}
 \end{array}$$

Fig. 12. $A_1 \wedge A_2$

B LEMMAS AND PROOFS

LEMMA B.1. *If $C(A_1) = C(A_2)$, then $\llbracket A_1 \wedge A_2 \rrbracket = \llbracket A_1 \rrbracket \cap \llbracket A_2 \rrbracket$*

PROOF. Let $C(A_1) = C(A_2) = P$. We will do the proof by induction on the structure of P .

Case 1 (Base Case): $A_1 \equiv A_2 \equiv \alpha$

$$A_1 \wedge A_2 = \alpha \quad \dots(1)$$

$$\text{From (1), } \llbracket A_1 \wedge A_2 \rrbracket = \llbracket \alpha \rrbracket \quad \dots(2)$$

$$\llbracket A_1 \rrbracket = \llbracket \alpha \rrbracket \quad \dots(3)$$

$$\llbracket A_2 \rrbracket = \llbracket \alpha \rrbracket \quad \dots(4)$$

$$\text{From (3, 4), } \llbracket A_1 \rrbracket \cap \llbracket A_2 \rrbracket = \llbracket \alpha \rrbracket \quad \dots(5)$$

$$\text{From (2, 5), } \llbracket A_1 \wedge A_2 \rrbracket = \llbracket A_1 \rrbracket \cap \llbracket A_2 \rrbracket$$

Case 2: $A_1 \equiv I_1 @ \text{while } (\beta) \text{ do } A'_1 \text{ od} \quad A_2 \equiv I_2 @ \text{while } (\beta) \text{ do } A'_2 \text{ od}$

$$A_1 \wedge A_2 = (I_1 \cap I_2) @ \text{while } (\beta) \text{ do } (A'_1 \wedge A'_2) \text{ od} \quad \dots(1)$$

$$\text{From (1), } \llbracket A_1 \wedge A_2 \rrbracket = (I_1 \cap I_2) \times (I_1 \cap I_2 \cap \llbracket \neg\beta \rrbracket) \quad \dots(2)$$

$$\llbracket A_1 \rrbracket = I_1 \times (I_1 \cap \llbracket \neg\beta \rrbracket) \quad \dots(3)$$

$$\llbracket A_2 \rrbracket = I_2 \times (I_2 \cap \llbracket \neg\beta \rrbracket) \quad \dots(4)$$

$$\text{From (3, 4), } \llbracket A_1 \rrbracket \cap \llbracket A_2 \rrbracket = (I_1 \cap I_2) \times (I_1 \cap I_2 \cap \llbracket \neg\beta \rrbracket) \quad \dots(5)$$

$$\text{From (2, 5), } \llbracket A_1 \wedge A_2 \rrbracket = \llbracket A_1 \rrbracket \cap \llbracket A_2 \rrbracket$$

Case 3: $A_1 \equiv A'_1; A''_1 \quad A_2 \equiv A'_2; A''_2$

$$A_1 \wedge A_2 = (A'_1 \wedge A'_2); (A''_1 \wedge A''_2) \quad \dots(1)$$

$$\text{From IH, } \llbracket A'_1 \wedge A'_2 \rrbracket = \llbracket (A'_1) \rrbracket \cap \llbracket (A'_2) \rrbracket \quad \dots(2)$$

$$\text{From IH, } \llbracket A''_1 \wedge A''_2 \rrbracket = \llbracket (A''_1) \rrbracket \cap \llbracket (A''_2) \rrbracket \quad \dots(3)$$

$$\llbracket (A'_1 \wedge A'_2); (A''_1 \wedge A''_2) \rrbracket = \llbracket A'_1 \wedge A'_2 \rrbracket \circ \llbracket A''_1 \wedge A''_2 \rrbracket \quad \dots(4)$$

$$\llbracket A_1 \rrbracket \cap \llbracket A_2 \rrbracket = (\llbracket A'_1 \rrbracket \circ \llbracket A''_1 \rrbracket) \cap (\llbracket A'_2 \rrbracket \circ \llbracket A''_2 \rrbracket) \quad \dots(5)$$

$$\text{From (4, 5), } \llbracket A_1 \wedge A_2 \rrbracket = \llbracket A_1 \rrbracket \cap \llbracket A_2 \rrbracket$$

Case 4: $A_1 \equiv \text{if}(\beta) \text{ then } A'_1 \text{ else } A''_1 \quad A_2 \equiv \text{if}(\beta) \text{ then } A'_2 \text{ else } A''_2$

$$A_1 \wedge A_2 \equiv \text{if } (\beta) \text{ then } A'_1 \wedge A'_2 \text{ else } A''_1 \wedge A''_2 \quad \dots(1)$$

$$\llbracket A_1 \wedge A_2 \rrbracket = \text{id}_{\llbracket \beta \rrbracket} \circ \llbracket A'_1 \wedge A'_2 \rrbracket \cup \text{id}_{\llbracket \neg\beta \rrbracket} \circ \llbracket A''_1 \wedge A''_2 \rrbracket \quad \dots(2)$$

$$\text{From IH, } \llbracket A'_1 \wedge A'_2 \rrbracket = \llbracket (A'_1) \rrbracket \cap \llbracket (A'_2) \rrbracket \quad \dots(3)$$

$$\text{From IH, } \llbracket A''_1 \wedge A''_2 \rrbracket = \llbracket (A''_1) \rrbracket \cap \llbracket (A''_2) \rrbracket \quad \dots(4)$$

$$\llbracket (A_1 \wedge A_2) \rrbracket = \text{id}_{\llbracket \beta \rrbracket} \circ (\llbracket (A'_1) \rrbracket \cap \llbracket (A'_2) \rrbracket) \cup \text{id}_{\llbracket \neg\beta \rrbracket} \circ (\llbracket (A''_1) \rrbracket \cap \llbracket (A''_2) \rrbracket) \quad \dots(5)$$

$$\llbracket A_1 \rrbracket = \text{id}_{\llbracket \beta \rrbracket} \circ \llbracket (A'_1) \rrbracket \cup \text{id}_{\llbracket \neg\beta \rrbracket} \circ \llbracket (A''_1) \rrbracket \quad \dots(6)$$

$$\llbracket A_2 \rrbracket = \text{id}_{\llbracket \beta \rrbracket} \circ \llbracket (A'_2) \rrbracket \cup \text{id}_{\llbracket \neg\beta \rrbracket} \circ \llbracket (A''_2) \rrbracket \quad \dots(7)$$

$$\text{From (5, 6, 7), } \llbracket A_1 \wedge A_2 \rrbracket = \llbracket A_1 \rrbracket \cap \llbracket A_2 \rrbracket$$

□

LEMMA B.2. *If*

- (1) $S \models A$
- (2) $S' \subseteq S$

Then $S' \models A$

PROOF. We do this by induction on the structure of the underlying program $C(A)$:

Base Case: $A = \alpha$

The proof holds trivially from the rules of atomic statements as $S' \models \alpha$ holds for all S' .

Inductive Case:

Case 1: $A \equiv \text{if}(\beta) \text{ then } A_1 \text{ else } A_2$

$S \models A$	Antecedant (1)	...(1)
From (1), $S \cap \llbracket \beta \rrbracket \models A_1$...(2)
$S \cap \llbracket \neg \beta \rrbracket \models A_2$...(3)
$S' \subseteq S$	Antecedant (2)	...(4)
From (2, 4), using IH, $S' \cap \llbracket \beta \rrbracket \models A_1$...(5)
From (3, 4), using IH, $S' \cap \llbracket \neg \beta \rrbracket \models A_2$...(6)
From (5, 6), using IH, $S' \models \text{if}(\beta) \text{ then } A_1 \text{ else } A_2$	Consequent	

Case 2: $A \equiv A_1 ; A_2$

$S \models A$	Antecedant (1)	...(1)
From (1), $S \models A_1$...(2)
$S \circ \llbracket A_1 \rrbracket \models A_2$...(3)
$S' \subseteq S$	Antecedant (2)	...(4)
From (2, 4), using IH, $S' \models A_1$...(5)
From (3, 4), using IH, $S' \circ \llbracket A_1 \rrbracket \models A_2$...(6)
From (5, 6), using IH, $S' \models A_1 ; A_2$	Consequent	

Case 3: $A \equiv I @ \text{while}(\beta) \text{ do } A_1 \text{ od}$

$S \models A$	Antecedant (1)	...(1)
From (1), $S \subseteq I$...(2)
$I \cap \llbracket \beta \rrbracket \circ \llbracket A_1 \rrbracket \subseteq I$...(3)
$I \cap \llbracket \beta \rrbracket \models A_1$...(4)
$S' \subseteq S$	Antecedant (2)	...(5)
From (2, 5), using IH, $S \models I$...(6)
From (3, 4, 6), using IH, $S' \models I @ \text{while}(\beta) \text{ do } A_1 \text{ od}$	Consequent	

□

LEMMA B.3. *If*

- (1) $S \models A_1$

- (2) $S \models A_2$
 (3) $C(A_1) = C(A_2)$

Then $S \models A_1 \wedge A_2$

PROOF. $C(A_1) = C(A_2)$ ensures that the meet $A_1 \wedge A_2$ is defined as we define it only for annotated programs with the same underlying program. Let $C(A_1) = C(A_2) = P$. We will do the proof by induction on the structure of P .

Base Case: $A_1 = A_2 = \alpha$

In this case, $A_3 = A_1 \wedge A_2 = \alpha$. As we are given $S \models A_1 (= \alpha)$, it follows that $S \models A_3 (= \alpha)$.

Inductive Case:

Case 1: $A_1 = \text{if}(\beta) \text{ then } A_{11} \text{ else } A_{12} \quad A_2 = \text{if}(\beta) \text{ then } A_{21} \text{ else } A_{22}$

$S \models A_1$	Antecedant (1)	...(1)
From (1), $(S \cap \llbracket \beta \rrbracket) \models A_{11}$...(2)
$(S \cap \llbracket \neg \beta \rrbracket) \models A_{12}$...(3)
$S \models A_2$	Antecedant (2)	...(4)
From (4), $(S \cap \llbracket \beta \rrbracket) \models A_{21}$...(5)
$(S \cap \llbracket \neg \beta \rrbracket) \models A_{22}$...(6)
From (2, 5), using IH, $(S \cap \llbracket \beta \rrbracket) \models A_{11} \wedge A_{21}$...(7)
From (3, 6), using IH, $(S \cap \llbracket \neg \beta \rrbracket) \models A_{12} \wedge A_{22}$...(8)
From (7,8), $S \models A_1 \wedge A_2$	Consequent	

Case 2: $A_1 = A_{11} ; A_{12} \quad A_2 = A_{21} ; A_{22}$

$S \models A_1$	Antecedant (1)	...(1)
From (1), $S \models A_{11}$...(2)
$(S \circ \llbracket A_{11} \rrbracket) \models A_{12}$...(3)
$S \models A_2$	Antecedant (2)	...(4)
From (4), $S \models A_{21}$...(5)
$(S \circ \llbracket A_{21} \rrbracket) \models A_{22}$...(6)
From (2, 5), using IH, $S \models A_{11} \wedge A_{21}$...(7)
From lemma B.1, $S \circ \llbracket (A_{11} \wedge A_{21}) \rrbracket \equiv S \circ (\llbracket A_{11} \rrbracket \cap \llbracket A_{21} \rrbracket)$...(8)
From (8), $S \circ \llbracket (A_{11} \wedge A_{21}) \rrbracket \subseteq (S \circ \llbracket A_{11} \rrbracket)$...(9)
From (8), $S \circ \llbracket (A_{11} \wedge A_{21}) \rrbracket \subseteq (S \circ \llbracket A_{21} \rrbracket)$...(10)
From (9), using Lemma B.2, $S \circ \llbracket (A_{11} \wedge A_{21}) \rrbracket \models A_{12}$...(11)
From (10), using Lemma B.2, $S \circ \llbracket (A_{11} \wedge A_{21}) \rrbracket \models A_{22}$...(12)
From (11, 12), using IH, $S \circ \llbracket (A_{11} \wedge A_{21}) \rrbracket \models A_{12} \wedge A_{22}$...(13)
From (7, 13), $S \models A_1 \wedge A_2$	Consequent	

Case 3: $A_1 \equiv I_1 @ \text{while}(\beta) \text{ do } A_{11} \text{ od}$ $A_2 \equiv I_2 @ \text{while}(\beta) \text{ do } A_{21} \text{ od}$

$S \models A_1$	Antecedant (1)	...(1)
From (1), $S \subseteq I_1$...(2)
$I_1 \cap \llbracket \beta \rrbracket \circ \llbracket A_{11} \rrbracket \subseteq I_1$...(3)
$I_1 \cap \llbracket \beta \rrbracket \models A_{11}$...(4)
$S \models A_2$	Antecedant (2)	...(5)
From (5), $S \subseteq I_2$...(6)
$I_2 \cap \llbracket \beta \rrbracket \circ \llbracket A_{21} \rrbracket \subseteq I_2$...(7)
$I_2 \cap \llbracket \beta \rrbracket \models A_{21}$...(8)
From (2, 6), $S \subseteq I_1 \cap I_2$...(9)
From (3, 7), $(I_1 \cap I_2 \cap \llbracket \beta \rrbracket) \circ \llbracket A_{11} \wedge A_{21} \rrbracket \subseteq (I_1 \cap I_2)$...(10)
From 4 using Lemma B.2, $I_1 \cap I_2 \cap \llbracket \beta \rrbracket \models A_{11}$...(11)
From 8 using Lemma B.2, $I_1 \cap I_2 \cap \llbracket \beta \rrbracket \models A_{21}$...(12)
From (10, 11, 12), using IH, $S \models A_1 \wedge A_2$	Consequent	

□

LEMMA B.4. *If $A_1, A_2 \in \mathcal{L}(L, \mathcal{I})$ satisfy:*

- (1) $Init \models A_1$
- (2) $Init \models A_2$
- (3) \mathcal{I} is closed under intersection

then $A_1 \wedge A_2 \in \mathcal{L}(L, \mathcal{I})$ and $Init \models A_1 \wedge A_2$.

PROOF. \mathcal{I} being closed under intersection takes care of the fact that $A_3 = A_1 \wedge A_2$ is in $\mathcal{L}(L, \mathcal{I})$ as the meet operator takes the intersection of invariants in A_1 and A_2 . Now, as $Init \models A_1$ and $Init \models A_2$, $Init \models A_1 \wedge A_2$ follows directly from the lemma B.3. □

LEMMA B.5. *If $C(A_1) = C(A_2)$, then $A_1 \leq A_2 \implies \llbracket A_1 \rrbracket \subseteq \llbracket A_2 \rrbracket$*

PROOF. Let $C(A_1) = C(A_2) = P$. We will do the proof by induction on the structure of P .

Case 1 (Base case): $A_1 \equiv A_2 \equiv \alpha$

$\llbracket A_1 \rrbracket = \alpha$...(1)
$\llbracket A_2 \rrbracket = \alpha$...(2)
From (1, 2), $\llbracket A_1 \rrbracket \subseteq \llbracket A_2 \rrbracket$...(3)

Case 2: $A_1 \equiv I_1 @ \text{while } (\beta) \text{ do } A'_1 \text{ od}$ $A_2 \equiv I_2 @ \text{while } (\beta) \text{ do } A'_2 \text{ od}$

$$\text{From } (A_1 \leq A_2), I_1 \subseteq I_2 \quad \dots(1)$$

$$\llbracket A_1 \rrbracket = I_1 \times (I_1 \cap \llbracket \neg\beta \rrbracket) \quad \dots(2)$$

$$\llbracket A_2 \rrbracket = I_2 \times (I_2 \cap \llbracket \neg\beta \rrbracket) \quad \dots(3)$$

$$\text{From } (1, 2, 3), \llbracket A_1 \rrbracket \subseteq \llbracket A_2 \rrbracket \quad \dots(4)$$

Case 3: $A_1 \equiv A'_1; A''_1$ $A_2 \equiv A'_2; A''_2$

$$\text{From } (A_1 \leq A_2), A'_1 \leq A'_2 \wedge A''_1 \leq A''_2 \quad \dots(1)$$

$$\llbracket A_1 \rrbracket = \llbracket A'_1 \rrbracket \circ \llbracket A''_1 \rrbracket \quad \dots(2)$$

$$\llbracket A_2 \rrbracket = \llbracket A'_2 \rrbracket \circ \llbracket A''_2 \rrbracket \quad \dots(3)$$

$$\text{From 1 using IH, } \llbracket A'_1 \rrbracket \subseteq \llbracket A'_2 \rrbracket \quad \dots(4)$$

$$\text{From 1 using IH, } \llbracket A''_1 \rrbracket \subseteq \llbracket A''_2 \rrbracket \quad \dots(5)$$

$$\text{From } (2,3,4,5), \llbracket A_1 \rrbracket \subseteq \llbracket A_2 \rrbracket \quad \dots(6)$$

Case 4: $A_1 \equiv \text{if}(\beta) \text{ then } A'_1 \text{ else } A''_1$ $A_2 \equiv \text{if}(\beta) \text{ then } A'_2 \text{ else } A''_2$

$$\text{From } (A_1 \leq A_2), A'_1 \leq A'_2 \wedge A''_1 \leq A''_2 \quad \dots(1)$$

$$\llbracket A_1 \rrbracket = \text{id}_{\llbracket \beta \rrbracket} \circ \llbracket A'_1 \rrbracket \cup \text{id}_{\llbracket \neg\beta \rrbracket} \circ \llbracket A''_1 \rrbracket \quad \dots(2)$$

$$\llbracket A_2 \rrbracket = \text{id}_{\llbracket \beta \rrbracket} \circ \llbracket A'_2 \rrbracket \cup \text{id}_{\llbracket \neg\beta \rrbracket} \circ \llbracket A''_2 \rrbracket \quad \dots(3)$$

$$\text{From 1 using IH, } \llbracket A'_1 \rrbracket \subseteq \llbracket A'_2 \rrbracket \quad \dots(4)$$

$$\text{From 1 using IH, } \llbracket A''_1 \rrbracket \subseteq \llbracket A''_2 \rrbracket \quad \dots(5)$$

$$\text{From } (2,3,4,5), \llbracket A_1 \rrbracket \subseteq \llbracket A_2 \rrbracket \quad \dots(6)$$

□

LEMMA B.6. *If*

$$(1) \text{Init} \models_{A_{L1}}, f$$

$$(2) \text{Init} \models_{A_{L2}}$$

$$(3) A_{L2} \leq A_{L1}$$

then $\text{Init} \models_{A_{L2}}, f$

PROOF. Recall from Section 3, that A_L is an annotated loop program $A_L = I @ \text{while } \beta \text{ do } A \text{ od}$. From definition 4.1 As defined in Section 3, $\text{Init} \models_{A_{L2}}, f$ holds when $\text{Init} \models_{A_{L2}}$ (already given) and f is valid for the loop program $A_{L2} = I_2 @ \text{while}(\beta) \text{ do } A'_2 \text{ od}$. We are given that f is valid for loop program $A_{L1} = I_1 @ \text{while}(\beta) \text{ do } A'_1 \text{ od}$, i.e. it satisfies

$$\forall (s, s') \in \text{id}_{I_1 \cap \llbracket \beta \rrbracket} \circ \llbracket A_1 \rrbracket, f(s) \geq 0 \text{ and } f(s) - f(s') \geq 1$$

Also, $A_2 \leq A_1 \implies (I_2 \subseteq I_1) \wedge (A'_2 \leq A'_1)$, which is equivalent to $(I_2 \subseteq I_1) \wedge (\llbracket A'_2 \rrbracket \subseteq \llbracket A'_1 \rrbracket)$ from lemma B.5. This implies that $(\text{id}_{I_2 \cap \llbracket \beta \rrbracket} \circ \llbracket A_2 \rrbracket) \subseteq (\text{id}_{I_1 \cap \llbracket \beta \rrbracket} \circ \llbracket A_1 \rrbracket)$. So, from the definition of f being valid for A_{L1} , we can also say:

$$\forall (s, s') \in \text{id}_{I_2 \cap \llbracket \beta \rrbracket} \circ \llbracket A_2 \rrbracket, f(s) \geq 0 \text{ and } f(s) - f(s') \geq 1$$

This proves that $Init \models A_{L2}, f$. □

Proof for Proposition 4.1:

- (1) $Init \models A_2$ and $Init \models A_1$, then $Init \models A_1 \wedge A_2$ follows from lemma B.4.
- (2) If $Init \models A_1, f$, $Init \models A_2$, and $A_2 \leq A_1$, then $Init \models A_2, f$ follows from Lemma ??

C ABLATION STUDIES

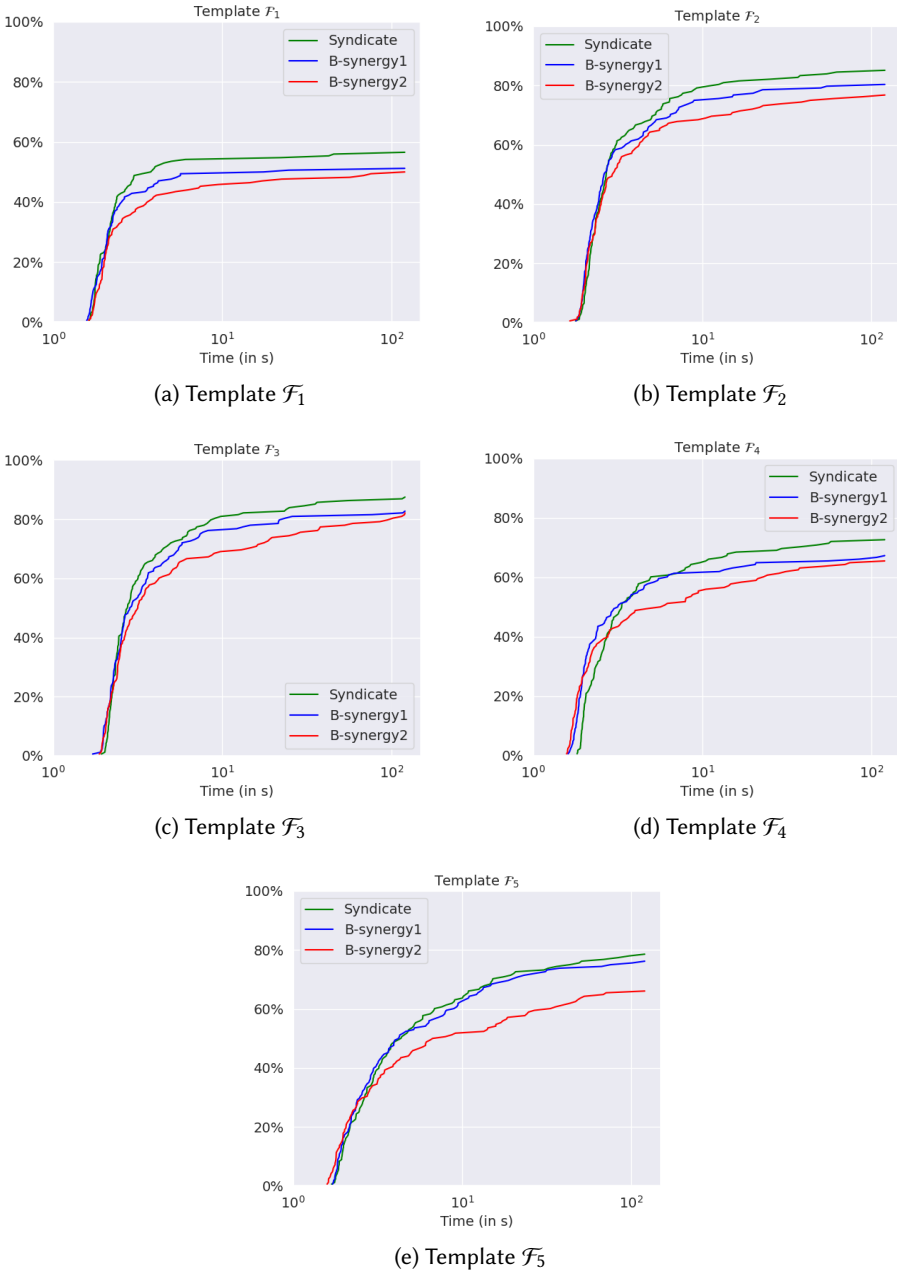


Fig. 13. Percentage of benchmarks proved terminating with growing running time.