

VietMed: A Dataset and Benchmark for Automatic Speech Recognition of Vietnamese in the Medical Domain

Khai Le-Duc*

University of Toronto, Canada

duckhai.le@mail.utoronto.ca

 <https://github.com/leduckhai/MultiMed/tree/master/VietMed>

Abstract

Due to privacy restrictions, there's a shortage of publicly available speech recognition datasets in the medical domain. In this work, we present *VietMed* - a Vietnamese speech recognition dataset in the medical domain comprising 16h of labeled medical speech, 1000h of unlabeled medical speech and 1200h of unlabeled general-domain speech. To our best knowledge, *VietMed* is by far the world's largest public medical speech recognition dataset in 7 aspects: total duration, number of speakers, diseases, recording conditions, speaker roles, unique medical terms and accents. *VietMed* is also by far the largest public Vietnamese speech dataset in terms of total duration. Additionally, we are the first to present a medical ASR dataset covering all ICD-10 disease groups and all accents within a country. Moreover, we release the first public large-scale pre-trained models for Vietnamese ASR, *w2v2-Viet* and *XLSR-53-Viet*, along with the first public large-scale fine-tuned models for medical ASR. Even without any medical data in unsupervised pre-training, our best pre-trained model *XLSR-53-Viet* generalizes very well to the medical domain by outperforming state-of-the-art *XLSR-53*, from 51.8% to 29.6% WER on test set (a relative reduction of more than 40%). All code, data and models are made publicly available [here](#).

1 Introduction

Machine learning models require large amounts of training data. However, the scarcity of language resources for Vietnamese and especially for the medical domain has been hindering the advancement of corresponding automatic speech recognition (ASR) systems. Also, the lack of publicly available speech

datasets and models in these domains has led to difficulties in reproducing experiments.

Recently, research efforts have been directed towards ASR tasks in the medical field, such as the works (Lüscher et al., 2023; Vieting et al., 2023) focused on the development of hybrid ASR systems to transcribe multilingual telephone speech data from patient-physician conversations. Besides, the works (Edwards et al., 2017; Chiu et al., 2018) tackled difficult acoustic conditions and the absence of domain-specific data. Nevertheless, none of these studies released their own datasets or pre-trained models.

Out of the limited number of public medical speech datasets we identified, to the best of our knowledge, one of them offers a total of 8 hours of English speech data; however, the dataset's quality is low, as indicated by the authors on their webpage¹, where they mentioned issues such as incorrect labels and audio files. The second public English medical speech dataset (Fareez et al., 2022) comprises simulated data, with a predominant focus on respiratory diseases. This situation restricts investigations to a single disease topic, hindering researchers from exploring experiments related to other medical conditions. Also, as pointed out by the authors, this dataset collected speech exclusively from the West England population, which might hurt generalizability to other accents.

Regarding Vietnamese ASR, to the best of our knowledge, there are currently no public large-scale pre-trained models that are peer-reviewed and reproducible². The *XLSR-53* model (Conneau et al., 2021), was unsupervised pre-trained on 56k hours of 53 languages, but it includes only 200 hours of

¹<https://www.kaggle.com/datasets/paultimothymooney/medical-speech-transcription-and-intent>

²Several pre-trained models for Vietnamese ASR are available on HuggingFace and GitHub, but none of them have undergone peer review. Their results are self-reported, and we were unable to reproduce them.

^(*)Work done during the bachelor thesis at Lehrstuhl Informatik 6 - Machine Learning and Human Language Technology Group, RWTH Aachen University, Germany

Vietnamese data. Therefore, the constrained performance when fine-tuning the *XLSR-53* model on Vietnamese is conceivable (Le-Duc, 2023).

To handle the concerns above, we present a high-quality dataset for Vietnamese medical speech recognition. To the best of our knowledge, *VietMed* is by far the world’s largest public medical speech dataset in terms of total duration, number of speakers, diseases, recording conditions, speaker roles, unique medical terms and accents. Also, *VietMed* is by far the largest public Vietnamese speech dataset in terms of total duration. Moreover, *VietMed* is the first medical ASR dataset covering all ICD-10 disease groups and all accents within a country. We then empirically evaluate baseline models on our dataset. Our key contributions are:

- We present *VietMed* dataset, which includes 16 hours of labeled medical speech, 1000 hours of unlabeled medical speech and 1200 hours of unlabeled general-domain speech.
- We release the first public large-scale pre-trained models for Vietnamese ASR, which are peer-reviewed and reproducible.
- We release the first public large-scale fine-tuned models for medical ASR.

Given the transferability of medical terms across languages at some degree, our aim is to contribute to future research in medical ASR for other languages. All code, data and models are published online³.

2 Data

VietMed data comprises of 3 sets, namely *VietMed-L* for labeled medical speech, *VietMed-U* for unlabeled medical speech, and *Viet-U* for unlabeled general domain speech. We then split *VietMed-L* into 3 subsets, train (*VietMed-Train*), dev (*VietMed-Dev*) and test (*VietMed-Test*) with duration being 5 hours, 5 hours, and 6 hours respectively, avoiding speaker overlap between the train, dev and test sets.

2.1 Metadata

We saved all the metadata information to files named `Metadata_labeled.xlsx` and `Medical_terms.txt`. As shown in Table 1, we designed metadata in a way that can support multiple tasks apart from ASR, for example: speaker recognition, keyword recognition, or accent recognition.

³<https://github.com/leduckhai/MultiMed/tree/master/VietMed>

Audio name	Rec.	Role	Accent
VietMed_001	Tel.	Doctor	North
Speaker ID	ICD-10	Gender	Hours
VietMed_001_a	J00-J99	Male	0.06

Table 1: Example of `Metadata_labeled.xlsx`. *Rec.* stands for *Recording condition*, in this example is *Tel.* (*Telephone*). Details of ICD-10 codes are shown in Table 7 of the Appendix. The speaker role is defined by common roles of speakers in conversations, which typically are: doctor, patient, host, broadcaster, etc.

2.2 Data Collection

We first legally crawled audio data from YouTube under Fair Use Policies^{4,5} (Details of Fair Use and Consent are in the Appendix). We manually removed non-speech elements like music, noise, long silences, and any parts that could reveal speaker identities. Specifically, we removed speaker names, locations where they live, organizations where they work, personal contacts (phone numbers, emails, etc.), personal identifier (date of birth, bank account, id number, etc.), etc. We converted MP3 audio files to 8kHz wav format, creating 10-30 second segments for *VietMed-U* and *Viet-U*, and <10 second segments for *VietMed-L*. Also, we encoded segment names, retaining only ICD-10 code tags to enhance privacy. Finally, we shuffled all segments of *VietMed-U* and *Viet-U*, making about 500k meaningless segments. The purpose here is to prevent immoral users from concatenating segments into meaningful conversations to learn more about speakers.

2.3 Annotation Process

Manual annotation of medical spontaneous speech is challenging for humans (Edwards et al., 2017). Annotators may produce varying transcripts. Also, applying the fully automated approach (Chen et al., 2021) requires large-scale ASR models, which are unavailable in the medical domain and suffer from low quality due to limited human supervision. We therefore implemented a computer-assisted workflow for medical annotation, outlined as follows:

1. We initially gathered transcripts generated by YouTube.
2. A native Vietnamese with a Biomedical Engineering degree corrected the automatically

⁴<https://support.google.com/youtube/answer/9783148>

⁵<https://www.copyright.gov/fair-use/>

generated transcripts manually. This reduced annotation time by 70% and improved transcript quality, as it could address issues like stuttering words and speaking rate variations common in real-world conversations.

3. Another native Vietnamese independently annotated using the same approach.
4. The resulting two computer-assisted annotation versions were merged and compared. Segments with large differences were excluded.
5. Finally, we divided the merged transcripts into 3 small validation subsets, where three other Vietnamese with medical backgrounds assessed quality through manual annotation without assistance by automatic transcription. We then merged the computer-assisted and non-computer-assisted versions as in step 4.

Detailed concerns about the noisy speech in our dataset are shown in the Appendix.

2.4 Data Statistics

	Labeled	Unlabeled	
	Medical	General	
Length [hours]	16	966	1204
#Speakers	61	2352	202
#Record. cond.	8	9	1
#Med. terms	978	-	-
#Accents	6	6	2
#Roles	6	6	2

Table 2: Statistics of *VietMed-L*, *VietMed-U*, *Viet-U*, retrieved from file "Metadata" in the dataset.

2.4.1 Labeled Medical Data *VietMed-L*

In Table 2, *VietMed-L* contains 16 hours of annotated audio, surpassing other private medical ASR datasets (Qorib and Adriani, 2018; Chung et al., 2021). Also, *VietMed-L* has a much higher number of speakers and unique medical terms. Unlike most datasets that only use simulated scenarios (Lüscher et al., 2023; Fareez et al., 2022), *VietMed-L* captures real-life situations across 8 recording conditions, including telephone (e.g. telemedicine), lectures (e.g. in university hospitals), news (e.g. in medical centers), audiobooks (e.g. medical textbooks), where 85% of the content is spontaneous

speech. Additionally, we include speech from various roles such as lecturers, hosts, broadcasters, beyond just doctors and patients. Furthermore, we ensure diversity by gathering 6 accents representing all regions.

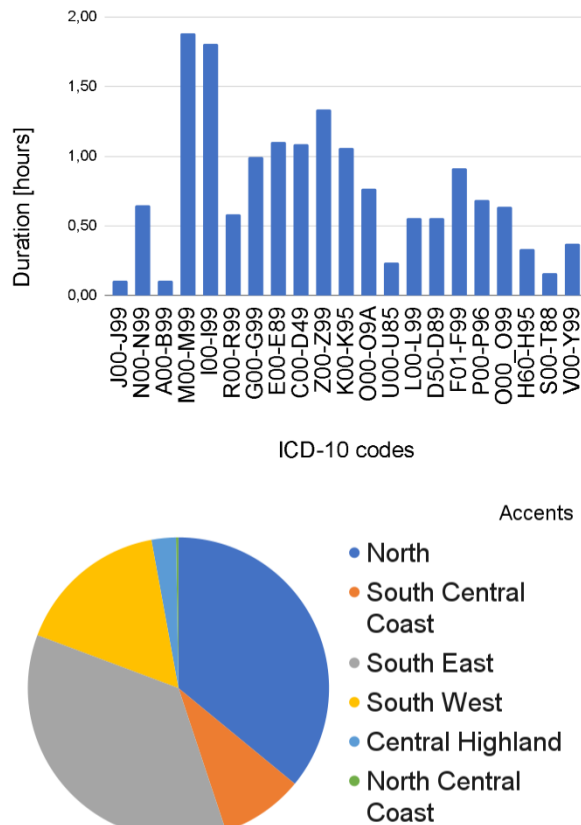


Figure 1: Distribution of ICD-10 codes and accents in *VietMed-L*.

In Figure 1, rather than primarily focusing on the respiratory disease group (J00-J99) as in (Fareez et al., 2022), *VietMed-L* has data from 22/22 disease groups as per World Health Organization (WHO)'s ICD-10 code⁶, supporting the dataset's generalizability. Also, the accents closely match the real accent distribution⁷ (see Table ?? in the Appendix), and the male/female ratio (54.7%-45.3%) is quite balanced.

2.4.2 Unlabeled Medical Data *VietMed-U*

In Table 2, we collected *VietMed-U* in a manner similar to *VietMed-L*, assuring a comparable generalizability as in Figure 1. Distribution of ICD-10 codes and accents is in Figure 2 and Figure 3 of the Appendix.

⁶<https://www.icd10data.com/ICD10CM/Codes>

⁷<https://www.gso.gov.vn/en/population/>

2.4.3 Unlabeled General Domain Data *Viet-U*

Northern Male	Southern Male
213h	183h
Northern Female	Southern Female
518h	290h

Table 3: Genders and accents in *Viet-U*.

In real world, audiobooks are typically recorded using major Northern and Southern accents. In Table 3, statistics of *Viet-U* is shown.

2.5 Extra Text Data *ExtraText*

In Table 4, besides *VietMed-Train* for language model (LM), we used extra text data *ExtraText* to gain lower PPLs. Sources are: VIVOS⁸ (Luong and Vu, 2016), BABEL⁹, CommonVoice¹⁰ (Ardila et al., 2020), FOSD¹¹ (Tran, 2020), VNTC-Health¹², VLSP 2020¹³, ViHealthBERT-FAQ (Minh et al., 2022) and PhoNER-Covid19 (Truong et al., 2021).

2.6 Lexicon

We used the BABEL project’s seed lexicon and augmented it with either *VietMed-Train* or *VietMed-Train + ExtraText*. Using the toolkit Sequitur Grapheme-To-Phoneme¹⁴ (Bisani and Ney, 2008) - the conversion tool on these pronunciation lexica, the seed lexicon was extended, creating the lexica for training.

3 Experimental Setups

For language modelling and initial Gaussian Mixture - Hidden Markov Model (GM-HMM), we followed the same setups and hyperparameters as in (Lüscher et al., 2023). The acoustic model labels were generalized triphone states obtained by classification and regression trees with 4501 labels. For unsupervised wav2vec 2.0 training (Baevski et al., 2020) and fine-tuning, we used the same vanilla setups and hyperparameters in (Le-Duc, 2023). All models had 118M parameters including 7 CNN layers and 8 Transformer layers. The last CNN

layer had a stride halved for the 8kHz data. We then chose the pre-training epoch to fine-tune with Framewise Cross-Entropy (fCE) loss that led to the best WERs on dev. The SpecAugment (Park et al., 2019) was used during 33 fine-tuning epochs.

We used RETURNN (Zeyer et al., 2018) for supervised training and Fairseq (Ott et al., 2019) for unsupervised wav2vec 2.0 training. Decoding was performed with RASR (Rybach et al., 2011). Fairseq models were converted to RETURNN models with our PyTorch-to-RETURNN toolkit¹⁵.

4 Experimental Results

4.1 Language Model

In Table 4, augmenting the seed lexicon with only *VietMed-Train* to train *VietMed-Train+ExtraText* for LM yields the best PPLs.

4.2 GM-HMM Alignments

In Table 5, understanding that WER isn’t always a precise metric for alignment quality assessment, we found that WER of SAT was quite similar to SAT+VTLN. Therefore, we chose SAT alignments as input for hybrid wav2vec 2.0 training to bypass some steps in GM-HMM process.

4.3 Hybrid wav2vec 2.0 Baselines

As shown in Table 6, training from scratch did not converge, possibly due to the limited 5-hour fine-tuning data. *XLSR-53* is a state-of-the-art model pre-trained on 56k hours of 53 languages. Fine-tuning *XLSR-53* on *VietMed-Train* helped reduce WER from 52.6% to 45.2% on *VietMed-Dev*. Our *w2v2-Viet* model was competitive to *XLSR-53* despite using 46 times less data for pre-training. We obtained further improvements by applying our *XLSR-53-Viet* model, which reduced WERs to 26.8% and 29.6% on dev and test set respectively, equivalent to relative WERR of 41.8% compared to the *XLSR-53* model. In both our models, we didn’t adapt the in-domain data *VietMed-U* during the unsupervised pre-training, although we believed doing so could further enhance WERs and we leave it for future work.

5 Conclusion

In this work, we present *VietMed* - a medical speech recognition dataset for Vietnamese. We introduce a high-quality annotation approach for medical ASR

⁸<http://ailab.hcmus.edu.vn/vivos>

⁹<https://www.iarpa.gov/research-programs/babel>

¹⁰<https://commonvoice.mozilla.org/>

¹¹<https://www.kaggle.com/datasets/thinh127/fpt-open-speech-dataset-fosd-vietnamese>

¹²<https://github.com/duyvuleo/VNTC>

¹³<https://vlsp.org.vn/>

¹⁴<https://github.com/sequitur-g2p/sequitur-g2p>

¹⁵<https://github.com/rwth-i6/pytorch-to-returnn>

Trained lexicon		LM		<i>VietMed-Dev</i>		<i>VietMed-Test</i>	
#words	#vocab	#words	Size [MB]	OOV	PPL	OOV	PPL
<i>VietMed-Train</i> (70k)	5295	<i>VietMed-Train</i> (70k)	1	0.76%	149	0.66%	210
		<i>VietMed-Train</i> + <i>ExtraText</i> (8.5M)	98		66		84
<i>VietMed-Train</i> + <i>ExtraText</i> (8.5M)	33904		103	-	69	-	87

Table 4: Results of 4-gram LMs for 2 lexica.

WER [%] on <i>VietMed-Dev</i>				
Mono	Tri	SAT	VTLN	SAT+VTLN
71.7	61.3	52.6	61.3	52.2

Table 5: Word-Error-Rates (WERs) [%] of GMM-HMM on *VietMed-Dev*. Steps go from Monophone, Triphone to Speaker Adaptive Training + Vocal Tract Length Normalization.

Pre-trained model	WER [%]	
	dev	test
None	Non-converged	
<i>XLSR-53</i>	45.2	51.8
<i>w2v2-Viet</i>	45.3	49.5
<i>XLSR-53-Viet</i>	26.8	29.6

Table 6: WERs of wav2vec 2.0 baselines on *VietMed-Dev* and *VietMed-Test*. *w2v2-Viet* was pre-trained from scratch on *Viet-U*. *XLSR-53-Viet* was pre-trained with *XLSR-53* as initialization on *Viet-U*. All models have the same architecture and hyperparameters.

dataset that saves 70% of time. Also, we outline our work on creating a LM with acceptable PPL and a compact size. Finally, our best pre-trained model *XLSR-53-Viet* outperforms the vanilla state-of-the-art *XLSR-53* by reducing WERs from 51.8% to 29.6% WER on test set (a relative reduction of more than 40%) without using any medical data in unsupervised pre-training.

6 Acknowledgements

This work was partially supported by the project HYKIST funded by the German Federal Ministry of Health on the basis of a decision of the German Federal Parliament (Bundestag) under funding ID ZMV11-2520DAT04A.

To our best knowledge, this is the very first time in history that the world’s largest dataset came from Vietnam. We thank Minh-Nghia Phan, Peter Vieting, Robin Schmitt, Moritz Gunz, Julian Dierkes for their precious assistance in experimental setups.

We also appreciate Christoph Lüscher, Ralf Schlüter, Hermann Ney for their valuable feedback on this work.

7 Bibliographical References

References

- Rosana Ardila, Megan Branson, Kelly Davis, Michael Kohler, Josh Meyer, Michael Henretty, Reuben Morais, Lindsay Saunders, Francis Tyers, and Gregor Weber. 2020. Common voice: A massively-multilingual speech corpus. In *Proceedings of the Twelfth Language Resources and Evaluation Conference*, pages 4218–4222.
- Alexei Baevski, Henry Zhou, Abdelrahman Mohamed, and Michael Auli. 2020. Wav2vec 2.0: A framework for self-supervised learning of speech representations. In *Proceedings of the 34th International Conference on Neural Information Processing Systems*, NIPS’20.
- Maximilian Bisani and Hermann Ney. 2008. Joint-sequence models for grapheme-to-phoneme conversion. *Speech communication*, 50(5):434–451.
- Guoguo Chen, Shuzhou Chai, Guanbo Wang, Jiayu Du, Wei Qiang Zhang, Chao Weng, Dan Su, Daniel Povey, Jan Trmal, Junbo Zhang, Mingjie Jin, Sanjeev Khudanpur, Shinji Watanabe, Shuaijiang Zhao, Wei Zou, Xiangang Li, Xuchen Yao, Yongqing Wang, Zhao You, and Zhiyong Yan. 2021. Gigaspeech: An evolving, multi-domain asr corpus with 10,000 hours of transcribed audio. *Proc. Interspeech 2021*, pages 4376–4380.
- Chung-Cheng Chiu, Anshuman Tripathi, Katherine Chou, Chris Co, Navdeep Jaitly, Diana Jaunzeikare, Anjali Kannan, Patrick Nguyen, Hasim Sak, Ananth Sankar, Justin Tansuwan, Nathan Wan, Yonghui Wu, and Xuedong Zhang. 2018. Speech Recognition for Medical Conversations. In *Proc. Interspeech 2018*, pages 2972–2976.
- Sheng-Luen Chung, Yi-Shiuan Li, and Hsien-Wei Ting. 2021. Data centric approach to chinese medical speech recognition. In *Proceedings of the 33rd Conference on Computational Linguistics and Speech Processing (ROCLING 2021)*, pages 72–80.
- Alexis Conneau, Alexei Baevski, Ronan Collobert, Abdelrahman Mohamed, and Michael Auli. 2021. Unsupervised Cross-Lingual Representation Learning for Speech Recognition. In *Proc. Interspeech 2021*, pages 2426–2430.
- Erik Edwards, Wael Salloum, Greg P Finley, James Fone, Greg Cardiff, Mark Miller, and David Suendermann-Oeft. 2017. Medical speech recognition: reaching parity with humans. In *Speech and Computer: 19th International Conference, SPECOM 2017, Proc. 19*, pages 512–524.
- Faiha Fareez, Tishya Parikh, Christopher Wavell, Saba Shahab, Meghan Chevalier, Scott Good, Isabella De Blasi, Rafik Rhouma, Christopher McMahon, Jean-Paul Lam, et al. 2022. A dataset of simulated patient-physician medical interviews with a focus on respiratory cases. *Scientific Data*, 9(1):313.
- Khai Le-Duc. 2023. Unsupervised pre-training for vietnamese automatic speech recognition in the hykist project. *arXiv preprint arXiv:2309.15869*. Bachelor thesis at FH Aachen University of Applied Sciences.
- Hieu-Thi Luong and Hai-Quan Vu. 2016. A non-expert kaldi recipe for vietnamese speech recognition system. In *Proceedings of the Third International Workshop on Worldwide Language Service Infrastructure and Second Workshop on Open Infrastructures and Analysis Frameworks for Human Language Technologies (WLSI/OIAF4HLT2016)*, pages 51–55.
- Christoph Lüscher, Mohammad Zeineldien, Zijian Yang, Peter Vieting, Khai Le-Duc, Weiyue Wang, Ralf Schlüter, and Hermann Ney. 2023. Development of hybrid asr systems for low resource medical domain conversational telephone speech. In *ITG Speech Communication*.
- Nguyen Minh, Vu Hoang Tran, Vu Hoang, Huy Duc Ta, Trung Huu Bui, and Steven Quoc Hung Truong. 2022. Vihealthbert: Pre-trained language models for vietnamese in health text mining. In *Proceedings of the Language Resources and Evaluation Conference*, pages 328–337.
- Myle Ott, Sergey Edunov, Alexei Baevski, Angela Fan, Sam Gross, Nathan Ng, David Grangier, and Michael Auli. 2019. fairseq: A fast, extensible toolkit for sequence modeling. In *Proceedings of the 2019 Conference of the North American Chapter of the Association for Computational Linguistics (Demonstrations)*, pages 48–53.
- Daniel S Park, William Chan, Yu Zhang, Chung-Cheng Chiu, Barret Zoph, Ekin D Cubuk, and Quoc V Le. 2019. Specaugment: A simple data augmentation method for automatic speech recognition. *Interspeech*.
- Muhammad Reza Qorib and Mirna Adriani. 2018. Building medisco: Indonesian speech corpus for medical domain. In *2018 International Conference on Asian Language Processing (IALP)*, pages 133–138.
- David Rybach, Stefan Hahn, Patrick Lehnen, David Nolden, Martin Sundermeyer, Zoltán Tüske, Simon Wiesler, Ralf Schlüter, and Hermann Ney. 2011. RASR - the RWTH Aachen University open source speech recognition toolkit. In *2011 IEEE Workshop on Automatic Speech Recognition & Understanding*.
- Duc Chung Tran. 2020. FPT open speech dataset (FOSD) - vietnamese.
- Thinh Hung Truong, Mai Hoang Dao, and Dat Quoc Nguyen. 2021. COVID-19 Named Entity Recognition for Vietnamese. In *Proceedings of the 2021 Conference of the North American Chapter of the Association for Computational Linguistics: Human Language Technologies*.

Peter Vieting, Christoph Lüscher, Julian Dierkes, Ralf Schlüter, and Hermann Ney. 2023. Efficient utilization of large pre-trained models for low resource asr. In *2023 IEEE International Conference on Acoustics, Speech, and Signal Processing Workshops (ICASSPW)*.

Albert Zeyer, Tamer Alkhouli, and Hermann Ney. 2018. RETURNN as a generic flexible neural toolkit with application to translation and speech recognition. In *Annual Meeting of the Assoc. for Computational Linguistics*.

A Ethical Statements

A.1 Fair Use

We strictly followed the criteria of Fair Use by The U.S. Copyright Office¹⁶, which also applies to YouTube platform. Section 107 of the Copyright Act provides the statutory framework for determining whether something is a fair use and identifies certain types of uses—such as criticism, comment, news reporting, teaching, scholarship, and research—as examples of activities that may qualify as fair use. Section 107 calls for consideration of the following four factors in evaluating a question of fair use:

- (1) **Purpose and character of the use, including whether the use is of a commercial nature or is for nonprofit educational purposes:** Courts look at how the party claiming fair use is using the copyrighted work, and are more likely to find that nonprofit educational and noncommercial uses are fair. Additionally, “transformative” uses are more likely to be considered fair. Transformative uses are those that add something new, with a further purpose or different character, and do not substitute for the original use of the work.
- (2) **Nature of the copyrighted work:** This factor analyzes the degree to which the work that was used relates to copyright’s purpose of encouraging creative expression. Thus, using a more creative or imaginative work (such as a novel, movie, or song) is less likely to support a claim of a fair use than using a factual work (such as a technical article or news item). In addition, use of an unpublished work is less likely to be considered fair.
- (3) **Amount and substantiality of the portion used in relation to the copyrighted work as a whole:** Under this factor, courts look at both the quantity and quality of the copyrighted material that was used. That said, some courts have found use of an entire work to be fair under certain circumstances. And in other contexts, using even a small amount of a copyrighted work was determined not to be fair because the selection was an important part—or the “heart”—of the work.
- (4) **Effect of the use upon the potential market for or value of the copyrighted work:**

¹⁶<https://www.copyright.gov/fair-use/>

Here, courts review whether, and to what extent, the unlicensed use harms the existing or future market for the copyright owner’s original work.

According to the law, we assert our defense under the Fair Use doctrine with the help of Fair Use explanation¹⁷ by copyrightalliance.org and ELRC Report on legal issues in web crawling¹⁸ by Pawel Kamocki as follows:

- (1) Obviously we crawled the data and published only for non-commercial and research purposes.
- (1) We did not directly use videos crawled from YouTube. Instead, we transformed them into audio files with a predefined sampling rate. Additionally, we divided lengthy audio files, approximately one hour in duration, into shorter segments lasting between 10 to 30 seconds. These segments were then randomly shuffled, making it impossible for users to piece them together to comprehend the entirety of the originally crawled videos. Therefore, our work is transformative and we do not substitute the original use of the crawled videos.
- (2) Our medical conversations are factual (non-fiction) and hence qualified as fair.
- (2) Videos on YouTube platform are universally accessible around the world, therefore we satisfy the criteria for the copyrighted work’s publication status.
- (3) There is no quantitative test to evaluate whether a given use is fair. The randomly shuffled 10-30 second segments we have created do not provide the complete context and meaning of each video, thus making them incapable of representing the “heart” of the copyrighted work.
- (4) We don’t utilize our publicly available data to compete with the copyright owners’ business. Furthermore, our 10-30 second segments have no impact on the viewership count on YouTube. As a result, our efforts do not undermine the potential market being pursued by the copyright owners.

¹⁷<https://copyrightalliance.org/faqs/what-is-fair-use/>

¹⁸http://www.elra.info/media/filer_public/2021/02/12/elrc-legal-analysis-webcrawling_report-v11.pdf

Besides our work, several similar works exist that involve the extraction of YouTube videos and their conversion into audio files for research and non-commercial intentions, such as GigaSpeech¹⁹ (China & USA), VoxCeleb²⁰ (UK), VoxLingua107²¹ (UK).

A.2 Data Consent

According to the existing law on the data consent, we are allowed to publish research data. We describe in short as follows:

- First of all, 137/194 countries signed Data Protection and Privacy Legislation Worldwide²² by the United Nations, including USA, EU, Germany, Vietnam. So Vietnamese law on data protection complies with international law, as Article 6 of the Personal Data Protection Act by the Vietnamese government says: “The protection of personal data is carried out in accordance with international treaties to which the Socialist Republic of Vietnam is a member”.
- Researchers have the right to freely publish sensitive medical data for research without the consent of the data subject (speakers in speech data), as Article 20, Section 4 says: “The party processing personal data is not required to register for processing sensitive personal data in the case of research purposes.”
- Once more, researchers do not need direct or indirect consent from the data subject to publish research papers, as the Article 16 says: “Data deletion will not apply at the request of the data subject in the following cases: Personal data is processed to serve legal requirements, scientific research, and statistics.”
- Again, researchers do not need consent, as Article 9 of the European General Data Protection Regulation (GDPR) permits researchers in Member States to publish personal data for scientific research purposes without consent.
- Researchers are strongly encouraged to publish research on sensitive medical data, according to Law on Medical Examination and

Treatment, Constitution of the Socialist Republic of Vietnam, Article 22: “Practitioners (...) are responsible for updating relevant medical knowledge (...) including (...) c) Publish scientific research (...)”

- In case of unexpected issues during publishing research, researchers are “Protected by the law and not responsible when a medical incident still occurs after complying with regulations.”, as stated in Article 42.
- We crawled generated-by-Vietnam data using Vietnamese IP address and a crawler from a Vietnamese company authorized by Vietnamese government, and the right to publish this data for research purposes is protected under Vietnamese Law (shown above), since Google (Youtube) must comply with Vietnamese law on content in Vietnamese cyberspace, as shown in Article 26, Cybersecurity Law, Constitution of the Socialist Republic of Vietnam: “Domestic and foreign enterprises providing services on telecommunications networks, the Internet, and value-added services in cyberspace in Vietnam have activities of collecting, exploiting, analyzing, and processing information data (...) created by service users in Vietnam must store this data in Vietnam (...) as prescribed by the Government.”
- International researchers have the right to publish and process Vietnamese personal data without consent. Also they are both encouraged to publish Vietnamese research data and are protected under Vietnamese law because they must comply with Vietnamese law on generated-by-Vietnam data, according to Article 2 and 10, the Vietnamese Civil Code on Civil Relations with Foreign Elements: “The provisions of Vietnamese civil law apply to civil relations involving foreign elements (...). In case the application or consequences of the application of foreign law are contrary to (...) the Vietnam Civil Code and other basic principles of Vietnamese law, then Vietnamese law applies.”

The YouTube content in our dataset is about medical shows, interviews, lectures, etc., where all participants talked to camera and were aware that the videos are publicly accessible in an attempt

¹⁹<https://github.com/SpeechColab/GigaSpeech>

²⁰<https://www.robots.ox.ac.uk/vgg/data/voxceleb/>

²¹<https://bark.phon.ioc.ee/voxlangua107/>

²²<https://unctad.org/page/data-protection-and-privacy-legislation-worldwide>

to provide medical knowledge to YouTube users. These videos are published by national TV channels, not by some amateur content creators. There are some YouTube videos that speakers are not aware of being recorded, published by amateurs, but we did not include them in our dataset.

B Additional Details of *VietMed* Dataset

B.1 Description of ICD-10 Codes

Table 7 shows the detailed description of ICD-10 codes. The audio files in our dataset are classified based on these ICD-10 codes.

B.2 Real Distribution of Accents in Vietnam

Table ?? shows the real distribution of accents in Vietnam, which our *VietMed* dataset follows.

B.3 Concerns about Noisy Speech in *VietMed*

Real-world speech data should contain real-world acoustic conditions (e.g. background noises, music, etc.). To enhance the quality of a speech dataset, especially for a read speech dataset, people often use a Signal-to-Noise Ratio (SNR) to measure the background noises and discard segments with a high level of SNR. However, using an SNR threshold to obtain only good speech signals, discarding noisy segments, would violate real-world scenarios, making our *VietMed* dataset no longer real world but rather "simulated".

Actually, we only removed audio segments that have no speech. We still kept overlapped speech segments, as long as the main speaker's speech is still comprehensible. The quality assurance for real-world ASR datasets should focus on transcription, which we have already addressed in the paper, instead of focusing on the quality of the speech signal.

B.4 Extra Data Statistics for Labeled Medical Data *VietMed-L*

Table 9 shows the statistics of 3 train-dev-test subsets in *VietMed-L*. We split these 3 subsets in a way that made *VietMed-Train* the least generalizability by having the least number of speakers, recording conditions, accents and roles, while prioritizing *VietMed-Dev* and *VietMed-Test* more generalizability. Note that no speaker overlap occurred in the 3 subsets.

B.5 Extra Data Statistics for Unlabeled Medical Data *VietMed-U*

Figure 2 shows the distribution of ICD-10 code and Figure 3 shows the distribution of accents in *VietMed-U*. We collected *VietMed-U* in a manner similar to *VietMed-L*, assuring a comparable generalizability as in *VietMed-L*.

C ASR Error Analysis

C.1 Error Analysis of Pre-trained Model

Table 10 shows the error analysis of our pre-trained model *XLSR-53* on the *VietMed-Test* set.

Table 11 shows the error analysis of our pre-trained model *w2v2-Viet* on the *VietMed-Test* set.

Table 12 shows the error analysis of our best pre-trained model *XLSR-53-Viet* on the *VietMed-Test* set.

C.2 Error Analysis of Confusion Pairs

Table 13 shows the statistics of confusion pairs in *VietMed-Test* using the best pre-trained model *XLSR-53-Viet*. Closely similar words could lead to the decreased accuracy of an ASR system. Therefore, collecting confusion pairs which the ASR system often misrecognized gives researchers an opportunity to analyze common ASR errors and improve the ASR accuracy.

As shown in the table, words that are parts of medical terms and fillers contribute greatly to the decreased accuracy of the ASR system using the pre-trained model *XLSR-53-Viet*. This difficulty was confirmed by our annotators during the dataset annotation, since it was very hard to correctly transcribe medical terms and fillers in real-world medical conversations.

C.3 Error Analysis of OOV

Table 14 shows the list of OOVs loan words found in *VietMed-Train*. In this table, we used the BABEL project's seed lexicon and automatically augmented it with *VietMed-Train*. We used the toolkit Sequitur Grapheme-To-Phoneme²³ (Bisani and Ney, 2008) - the conversion tool on these pronunciation lexica, to extend the seed lexicon, creating the lexicon for training.

First, we found that the seed lexicon by BABEL was overwhelmed by North and North Central Coast accents, leaving almost no other accents like South Central Coast, Central Highland, Southwest

²³<https://github.com/sequitur-g2p/sequitur-g2p>

ICD-10 Code	Description of diseases
A00-B99	Certain infectious and parasitic diseases
C00-D49	Neoplasms
D50-D89	Diseases of the blood and blood-forming organs and certain disorders involving the immune mechanism
E00-E89	Endocrine, nutritional and metabolic diseases
F01-F99	Mental, Behavioral and Neurodevelopmental disorders
G00-G99	Diseases of the nervous system
H00-H59	Diseases of the eye and adnexa
H60-H95	Diseases of the ear and mastoid process
I00-I99	Diseases of the circulatory system
J00-J99	Diseases of the respiratory system
K00-K95	Diseases of the digestive system
L00-L99	Diseases of the skin and subcutaneous tissue
M00-M99	Diseases of the musculoskeletal system and connective tissue
N00-N99	Diseases of the genitourinary system
O00-O9A	Pregnancy, childbirth and the puerperium
P00-P96	Certain conditions originating in the perinatal period
Q00-Q99	Congenital malformations, deformations and chromosomal abnormalities
R00-R99	Symptoms, signs and abnormal clinical and laboratory findings, not elsewhere classified
S00-T88	Injury, poisoning and certain other consequences of external causes
U00-U85	Codes for special purposes
V00-Y99	External causes of morbidity
Z00-Z99	Factors influencing health status and contact with health services

Table 7: Description of ICD-10 codes which our dataset follows, according to the 2024 version by World Health Organization. Each ICD-10 Code, e.g. A00-B99, could be in smaller codes partitioned. However, in our dataset we only used 22 ICD-10 Codes since partitioning into smaller codes makes the annotation too complicated and unnecessary.

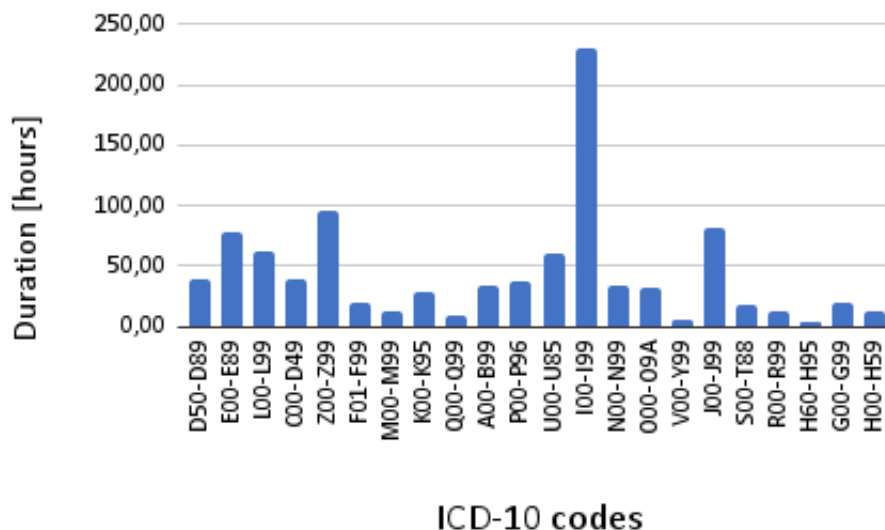


Figure 2: Distribution of ICD-10 code in VietMed-U.

and Southeast. Therefore, this lexicon hurts the accuracy of ASR systems on a generalized dataset like VietMed. Second, VietMed has a very large number of medical terms, which often come from English loan words. So automatic extension of the seed lexicon without human correction led to

wrong phoneme mapping of medical terms, which also hurts the accuracy of ASR systems.

Region	Subregion	Typical Provinces	Population
North	Northeast	Cao Bằng Hà Giang ...	8M
	Northwest	Điện Biên Hòa Bình ...	4M
	Red River Delta	Hà Nội Hải Phòng ...	20M
Central	North Central Coast	Hà Tĩnh Nghệ An ...	10M
	South Central Coast	Đà Nẵng Bình Thuận ...	9M
	Central Highland	Gia Lai Kon Tum ...	5M
South	Southeast	TP. Hồ Chí Minh Đồng Nai ...	16M
	Southwest	Long An Cần Thơ ...	18M

Table 8: Real distribution of Vietnamese accents. The statistics was retrieved in 2015 from Vietnamese General Statistics Office. In our dataset, we did not split the North accent into subregional accents since it was too difficult for our annotators to correctly recognize subregional accents of the North region.

	<i>VietMed-Train</i>	<i>VietMed-Dev</i>	<i>VietMed-Test</i>
Dur. [hours]	5	5	6
#Speakers	13	21	27
#Words	70k	69k	76k
#Rec. cond.	2	4	6
#Accents	3	4	5
#Roles	3	4	6

Table 9: Data statistics of *VietMed-L*, retrieved from file "Metadata" in the dataset.

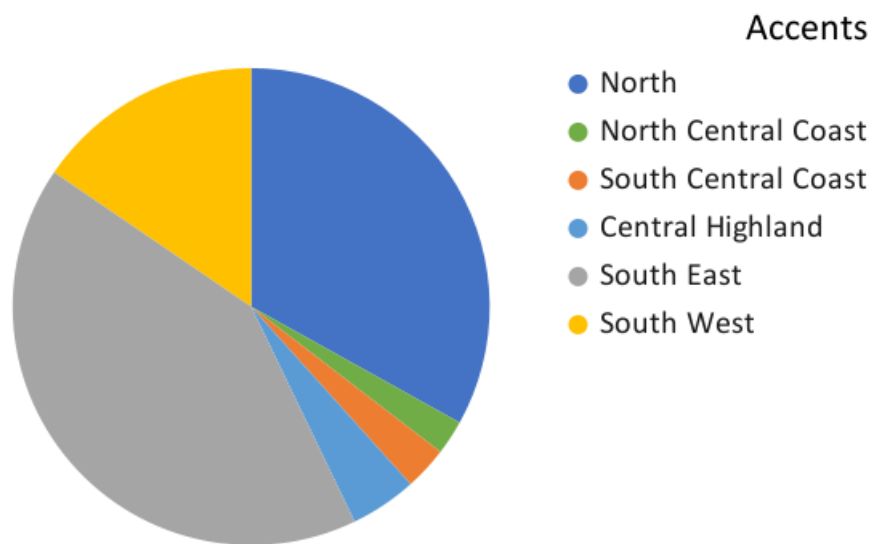


Figure 3: Distribution of accents in *VietMed-U*.

Index	Occurrences	Confusion pair	Type
1	75	bé \implies béo	Med
2	75	cung \implies công	-
3	49	các \implies cái	-
4	34	trẻ \implies sẽ	Med
5	33	bú \implies bốn	Med
6	31	implant \implies lên	Med
7	30	thai \implies hai	Med
8	28	cái \implies các	Fill
9	26	là \implies mà	Fill

Table 12 continued from previous page

Index	Occurrences	Confusion pair	Type
10	25	tử \Rightarrow bệnh	Med
11	25	vì \Rightarrow thì	Fill
12	24	răng \Rightarrow đang	Med
13	23	cây \Rightarrow cái	Med
14	23	làm \Rightarrow là	-
15	21	là \Rightarrow và	Fill
16	20	đó \Rightarrow nó	Fill
17	19	và \Rightarrow là	Fill
18	19	và \Rightarrow mà	Fill
19	19	âm \Rightarrow ăn	Med
20	18	là \Rightarrow làm	Fill
21	18	mình \Rightarrow mà	Fill
22	18	trông \Rightarrow trong	Med
23	17	bú \Rightarrow bổ	Med
24	17	chị \Rightarrow chỉ	-
25	17	có \Rightarrow cái	-
26	17	là \Rightarrow lại	Fill
27	17	mà \Rightarrow và	Fill
28	17	sẽ \Rightarrow phải	Fill
29	17	đi \Rightarrow đây	Fill
30	16	nó \Rightarrow đó	Fill
31	16	tử \Rightarrow về	Med
32	15	con \Rightarrow còn	Med
33	15	progesterone \Rightarrow cholesterol	Med
34	15	rong \Rightarrow năm	Med
35	15	thủ \Rightarrow phẫu	Med
36	14	implant \Rightarrow selen	Med
37	14	que \Rightarrow quen	Med
38	13	còn \Rightarrow có	Fill
39	13	có \Rightarrow các	Fill
40	13	có \Rightarrow đó	Fill
41	13	lại \Rightarrow là	Fill
42	12	như \Rightarrow nhưng	Fill
43	11	bà \Rightarrow mà	-
44	11	bình \Rightarrow bệnh	Med
45	11	cung \Rightarrow trong	Med
46	11	là \Rightarrow nó	Fill
47	11	mình \Rightarrow bệnh	-
48	11	răng \Rightarrow gan	Med
49	11	răng \Rightarrow ăn	Med
50	11	vào \Rightarrow và	-
51	10	anh \Rightarrow ăn	-
52	10	bà \Rightarrow ba	-
53	10	chú \Rightarrow chúng	-
54	10	cách \Rightarrow các	-
55	10	cô \Rightarrow của	-
56	10	da \Rightarrow ra	Med
57	10	khi \Rightarrow thì	-

Table 12 continued from previous page

Index	Occurrences	Confusion pair	Type
58	10	lạ \Rightarrow là	-
59	10	tóc \Rightarrow tác	Med
60	10	vòng \Rightarrow phòng	-
61	10	đo \Rightarrow đó	Med
62	10	đại \Rightarrow tại	-
63	9	cổ \Rightarrow của	Med
64	9	dặm \Rightarrow giảm	Med
65	9	hay \Rightarrow hai	-
66	9	ngừa \Rightarrow là	Med
67	9	nói \Rightarrow nó	-
68	9	răng \Rightarrow răng	Med
69	9	sau \Rightarrow sao	-
70	9	tai \Rightarrow tay	Med
71	9	thì \Rightarrow cái	Fill
72	9	tràng \Rightarrow trạm	Med
73	9	tóc \Rightarrow tất	Med
74	9	ốc \Rightarrow cái	Med
75	8	chị \Rightarrow thì	-
76	8	cong \Rightarrow công	Med
77	8	em \Rightarrow xem	-
78	8	estrogen \Rightarrow selen	Med
79	8	kinh \Rightarrow cân	Med
80	8	nhi \Rightarrow như	Med
81	8	nè \Rightarrow này	Fill
82	8	quy \Rightarrow quá	Med
83	8	ruột \Rightarrow rồi	Med
84	8	răng \Rightarrow năng	Med
85	8	tai \Rightarrow ta	Med
86	8	thật \Rightarrow thực	-
87	8	thể \Rightarrow thể	Med
88	8	trông \Rightarrow chọn	Med
89	8	tóc \Rightarrow tốt	Med
90	8	tự \Rightarrow từ	Med
91	8	và \Rightarrow vào	Fill
92	8	để \Rightarrow đến	Fill
93	7	an \Rightarrow ăn	-
94	7	bạn \Rightarrow bệnh	-
95	7	canxi \Rightarrow xây	Med
96	7	cho \Rightarrow cái	-
97	7	cái \Rightarrow có	Fill
98	7	có \Rightarrow tốt	Fill
99	7	cơn \Rightarrow cân	Med
100	7	dày \Rightarrow dài	Med
101	7	ghép \Rightarrow kết	Med
102	7	già \Rightarrow ra	Med
103	7	kinh \Rightarrow đến	Med
104	7	kỹ \Rightarrow cái	-
105	7	là \Rightarrow ta	Fill

Table 12 continued from previous page

Index	Occurrences	Confusion pair	Type
106	7	nữ \implies nữa	-
107	7	qua \implies quá	-
108	7	siêu \implies thức	Med
109	7	thì \implies vì	Fill
110	7	thì \implies để	Fill
111	7	tử \implies thành	Med
112	7	vậy \implies mà	Fill
113	7	vắc xin \implies sĩ	Med
114	7	âm \implies tâm	Med
115	7	đó \implies nữa	Fill
116	7	để \implies cái	Fill
117	6	buồng \implies buồn	Med
118	6	bà \implies và	-
119	6	cho \implies chất	-
120	6	cho \implies ra	-
121	6	con \implies có	Med
122	6	cung \implies không	Med
123	6	cách \implies cái	-
124	6	cái \implies với	Fill
125	6	có \implies của	Fill
126	6	có \implies nó	-
127	6	cây \implies thấy	Med
128	6	của \implies có	-
129	6	d \implies b	-
130	6	dịch \implies việc	Med
131	6	f0 \implies không	Med
132	6	ghép \implies biết	Med
133	6	hợp \implies hai	-
134	6	khiếm \implies khiến	-
135	6	khá \implies khác	-
136	6	lý \implies lấy	-
137	6	lạ \implies lại	-
138	6	mãn \implies mạn	Med
139	6	ngày \implies này	-
140	6	nhỏ \implies nhỏ	Med
141	6	nín \implies đến	Med
142	6	nó \implies là	Fill
143	6	phải \implies cái	-
144	6	ra \implies da	-
145	6	rong \implies tâm	Med
146	6	sợ \implies sở	-
147	6	sữa \implies sự	Med
148	6	thì \implies bị	Fill
149	6	thì \implies chúng	Fill
150	6	thì \implies thể	Fill
151	6	thú \implies thuốc	Med
152	6	thấy \implies cái	-
153	6	thể \implies sẽ	Med

Table 12 continued from previous page

Index	Occurrences	Confusion pair	Type
154	6	trẻ \implies kể	Med
155	6	trẻ \implies để	Med
156	6	trông \implies viêm	Med
157	6	u \implies ung	Med
158	6	viện \implies vị	Med
159	6	với \implies cái	Fill
160	6	xơ \implies thư	Med
161	6	âm \implies vitamin	Med
162	6	đo \implies đau	Med
163	6	đây \implies này	Fill
164	6	đấy \implies đây	Fill
165	6	đầu \implies đau	Med
166	6	đầy \implies đây	-
167	6	đủ \implies đúng	-
168	5	cho \implies cao	-
169	5	cho \implies trong	-
170	5	chân \implies nhân	Med
171	5	chín \implies chính	Med
172	5	chỉ \implies cái	-
173	5	covid19 \implies chính	Med
174	5	còn \implies và	-
175	5	có \implies bác	Fill
176	5	có \implies là	Fill
177	5	do \implies ra	-
178	5	dạng \implies giảm	-
179	5	dự \implies nhiều	-
180	5	gây \implies cái	-
181	5	hoặc \implies họ	-
182	5	hư \implies hơn	Med
183	5	không \implies trong	-
184	5	khỏe \implies khoẻ	Med
185	5	kinh \implies cái	Med
186	5	kết \implies cái	Med
187	5	là \implies người	Fill
188	5	là \implies này	Fill
189	5	là \implies đã	Fill
190	5	mà \implies là	Fill
191	5	mái \implies máy	Med
192	5	mất \implies mức	-
193	5	mặt \implies mạch	Med
194	5	nang \implies năng	-
195	5	nhân \implies nhân	Med
196	5	nhũ \implies nhiều	Med
197	5	này \implies ngày	Fill
198	5	nó \implies cái	Fill
199	5	nó \implies có	Fill
200	5	nền \implies nên	Med

Table 12 continued from previous page

Index	Occurrences	Confusion pair	Type
-------	-------------	----------------	------

Table 12 continued from previous page

Index	Occurrences	Confusion pair	Type
201	5	phụ \implies phẫu	Med
202	5	que \implies quá	Med
203	5	quên \implies khuyên	-
204	5	răng \implies căn	Med
205	5	sao \implies ra	-
206	5	sâu \implies sau	Med
207	5	sẽ \implies sĩ	-
208	5	sức \implies rất	Med
209	5	thanh \implies thành	Med
210	5	thuyên \implies nguyên	Med
211	5	thì \implies người	Fill
212	5	thì \implies này	Fill
213	5	thính \implies tính	Med
214	5	thể \implies để	Med
215	5	tiêm \implies tim	Med
216	5	truyền \implies trì	Med
217	5	tránh \implies trình	Med
218	5	trên \implies chân	-
219	5	trắng \implies tháng	Med
220	5	tức \implies rất	-
221	5	tử \implies công	Med
222	5	và \implies giảm	Fill
223	5	vâng \implies vãn	-
224	5	xơ \implies oxy	Med
225	5	áp \implies tác	Med
226	5	âm \implies năm	Med
227	5	ăn \implies anh	Med
228	5	đeo \implies đều	-
229	5	đâu \implies đau	-
230	5	đó \implies đã	-
231	5	đầu \implies nào	Med
232	5	để \implies thì	-
233	5	để \implies đáy	-
234	5	đợt \implies được	-
235	5	ở \implies của	-

Table 13: Statistics of confusion pairs in *VietMed-Test* using the best pre-trained model *XLSR-53-Viet* (WER = 29.6).

In this table, we divide into 2 types of confusion pairs: Medical (a word that is a part of a medical term) and Filler (a word that is a part of a filler in real-world conversations). Only confusion pairs that have at least 5 occurrences in the recognition of the *VietMed-Test* are included in this table.

OOV	Phonemes	Correct
acenocoumarol	a:_2 k E_1 n o_1 k a_1 u_1 m a:_1 z O_1 n	N
alo	a:_1 l O_1	Y
amin	a:_1 m i_1 n	Y
amylase	a:_1 m i_1 l a:_1	N
apomorphine	a:_2 p o_1 m o_1 f i_1 n	Y
ascorbic	a:_1 s k O_1 b_< i_2 k	Y
aspirin	a:_1 s p i_1 z i_1 n	N
betacarotene	b_< E_1 t a:_2 k a:_1 z O_1 t E_1 n	N
betaglucan	b_< E_1 t a:_1 l u_1 k a:_1 n	Y
canxi	k a:_1 n s i_1	Y
catecholamine	k a:_2 t E_1 ts\O_1 l a:_1 m i_1 n	N
cbt	k b_< t	N
cholesterol	ts\O_1 l E_1 s t @:_1 O_1 n	N
clohidric	k @:_3 l o_1 a_1 z i_2 k	N
collagen	k o_1 l l a:_1 z E_1 n	Y
cologen	k o_1 l o_1 G E_1 n	Y
corticoid	k O_1 t i_1 k O_1 i_1	Y
cortisol	k O_1 t i_1 s O_1 n	Y
covid	k o_1 v i_1	N
ct	k t	N
dbz	z b_<	N
gen	G E_1 n	Y
google	G O_1 o_1 G o_1	N
gút	G u_2 t	Y
hdl	h d_< n	N
hemoglobin	h E_1 m o_1 G @:_3 l O_1 b_< i_1 n	Y
hormone	h O_1 m O_1 n	Y
inr	i_1 n	N
insulin	i_1 n s u_1 l i_1 n	Y
internet	i_1 n t @:_1 n E_2 t	Y
iod	i_1 o_2 t	Y
kcal	k k a:_1 n	N
kilogram	k i_1 l o_1 G a:_1 m	Y
laser	l a:_1 @:_1	N
ldl	l d_< n	N
levodopa	l E_1 v o_1 d_< O_2 p a:_1	Y
liraglutide	l i_1 z a:_1 l u_1 t i_1 d_< E_1	N
livestream	l a:_1 i_1 s ts\i_1 m	Y
mc	m k	N
mililit	m i_1 l i_1 l i_2 t	Y
milimet	m i_1 l i_1 m E_2 t	Y
monitor	m O_1 n i_1 t O_1	Y
mri	m z i_1	N
multivitamin	m u_1 n t i_1 v i_1 t a:_1 m i_1 n	Y
natri	n a:_1 t z i_1	N
niu	n i_1 u_1	Y
noark	n O_1 a:_1 k	Y
orlistat	O_1 l i_2 t a:_2 t	N
pacemaker	p a:_2 k E_1 m a:_1 k @:_1	N
parkinson	p a:_2 k i_1 n s O_1 n	N
pepsin	p E_2 p s i_1 n	Y

Table 13 continued from previous page		
OOV	Phonemes	Correct
phytoncide	f i_1 t O_1 n s i_1 d_< E_1	N
pp	p p	N
protein	p @:_3 z o_1 t i_1 n	N
qr	k	N
radiography	z a:_1 d_< i_1 o_1 G @:_3 z a:_1 f i_1	N
run	z u_1 n	N
selen	s E_1 l E_1 n	Y
show	s @_1 u_1	N
sulfonylurea	s u_1 l f O_1 n i_1 l u_1 i_2	N
sunfuric	s u_1 n f u_1 i_2 k	N
test	t E_2 t	N
umami	u_1 m a:_1 m i_1	Y
vitamin	v i_1 t a:_1 m i_1 n	Y
vitamina	v i_1 t a:_1 m i_1 n a:_1	Y
vắcxin	v a_2 k s i_1 n	Y
ôliu	o_1 l i_1 u_1	Y

Table 14: List of OOVs found in *VietMed-Train*. In this table, only loan words are included together with their corresponding phonemes (in BABEL IARPA format). Since the use of the automatic toolkit Sequitur Grapheme-To-Phoneme (Bisani and Ney, 2008), some OOVs are correctly or incorrectly mapped, which we denote as Yes (Y) or No (N).

Speaker ID	Rec.	ICD-10	Role	Gend	Acc.	# Snt	# Wrđ	Corr	Sub	Del	Ins	Err	S.Err	
vietmed_002	Tel.	N00-N99	Lec.	F	SCC	363	7631	30.7	54.4	14.9	5.6	74.9	100.0	
vietmed_004		M00-M99	Doc.	M	SCC	446	10575	51.7	34.8	13.5	6.8	55.0	100.0	
vietmed_014_a		K00-K95	Host	F	N	18	491	63.7	23.4	12.8	3.7	39.9	100.0	
vietmed_014_b			Doc.	M	N	164	4034	59.6	28.5	11.9	5.2	45.6	100.0	
vietmed_015_a		O00-O9A	Host	F	N	73	1779	68.8	20.3	10.9	4.2	35.4	100.0	
vietmed_015_b			Doc.	F	N	297	5669	58.8	28.3	12.9	4.4	45.6	100.0	
vietmed_015_c			Pat.	F	N	55	1010	43.0	37.3	19.7	3.7	60.7	100.0	
vietmed_017_a	Talk.	U00-U85	Doc.	F	SW	47	1104	50.0	37.2	12.8	5.4	55.4	100.0	
vietmed_017_b			Doc.	M	N	86	2061	62.8	26.9	10.2	5.0	42.2	100.0	
vietmed_018_a		K00-K95	Host	F	SW	63	1527	54.3	32.5	13.2	19.6	65.3	100.0	
vietmed_018_b			Doc.	M	SW	192	5293	59.8	26.2	14.0	7.2	47.4	100.0	
vietmed_018_c			Doc.	F	SW	118	2761	55.3	31.4	13.2	8.7	53.3	100.0	
vietmed_018_d			Pat.	F	SW	20	412	33.3	36.9	29.9	6.1	72.8	100.0	
vietmed_018_e			Pat.	M	SW	5	76	31.6	40.8	27.6	10.5	78.9	100.0	
vietmed_018_f			Doc.	M	SW	25	639	41.2	42.9	16.0	5.0	63.8	100.0	
vietmed_019_a		L00-L99	Host	F	SW	58	1490	55.1	31.9	13.0	6.9	51.8	100.0	
vietmed_019_b			Doc.	F	SW	116	2776	56.5	30.5	13.0	7.7	51.3	100.0	
vietmed_023		Pod.	P00-P96	Pod.	F	SW	390	7414	55.4	35.8	8.8	4.9	49.6	99.7
vietmed_024			O00_O99	Pod.	F	SE	376	7425	61.2	28.8	10.0	4.7	43.5	99.7
vietmed_025_a		Diag.	H60-H95	Host	F	SW	101	2280	60.3	29.1	10.7	5.0	44.7	100.0
vietmed_025_b				Doc.	M	SE	91	1838	65.7	24.8	9.5	6.6	40.9	100.0
vietmed_026	Lec.	A00-B99	Lec.	M	NCC	21	355	31.8	47.6	20.6	6.5	74.6	100.0	
vietmed_027_a	News	S00-T88	Host	F	SW	29	710	70.8	20.8	8.3	6.2	35.4	100.0	
vietmed_027_b			Brc.	M	SE	64	1454	49.5	39.1	11.3	5.6	56.1	100.0	
vietmed_028_a		V00-Y99	Host	F	SE	106	2617	52.7	34.7	12.6	4.1	51.5	100.0	
vietmed_028_b			Brc.	M	SE	21	475	47.6	41.5	10.9	6.7	59.2	100.0	
vietmed_029			Brc.	F	SE	92	2240	60.4	30.0	9.6	5.4	45.1	100.0	
Sum/Avg						3437	76136	54.2	33.5	12.3	6.0	51.8	99.9	
Mean						127.3	2819.9	53.0	33.2	13.8	6.4	53.3	100.0	
Standard Deviation						129.6	2743.3	11.4	8.0	5.2	3.1	12.1	0.1	
Median						86.0	1838.0	55.3	31.9	12.8	5.6	51.5	100.0	

Table 10: Analysis of ASR errors on *VietMed-Test* set using the baseline model *XLSR-53* (WER = 51.8).

Column from left to right is: Speaker ID, Recording Condition, ICD-10 Code, Speaker Role, Gender, Accent, Number of sentences, Number of words, Corrections, Substitution Errors, Deletion Errors, Insertion Errors, Word-Error-Rate, Sentence-Error-Rate.

For Recording Condition, there are: Telephone (Tel.), Talkshow (Talk.), Podcast (Pod.), Diagnosis (Diag.), Lectures (Lec.), News.

For Speaker Role, there are: Lecturer (Lec.), Doctor (Doc.), Talkshow Host (Host), Patient (Pat.), Podcaster (Pod.), Broadcaster (Brc.).

For Gender, there are: Male (M) and Female (F).

For Accent, there are: South Central Coast (SCC), North (N), Southwest (SW), Southeast (SE), North Central Coast (NCC).

Speaker ID	Rec.	ICD-10	Role	Gend	Acc.	# Snt	# Wrđ	Corr	Sub	Del	Ins	Err	S.Err	
vietmed_002	Tel.	N00-N99	Lec.	F	SCC	363	7631	33.8	50.7	15.5	5.6	71.8	100.0	
vietmed_004		M00-M99	Doc.	M	SCC	446	10575	52.1	34.1	13.8	6.5	54.3	100.0	
vietmed_014_a		K00-K95	Host	F	N	18	491	72.3	15.9	11.8	5.1	32.8	100.0	
vietmed_014_b			Doc.	M	N	164	4034	57.8	28.6	13.6	4.6	46.8	100.0	
vietmed_015_a		O00-O9A	Host	F	N	73	1779	70.8	18.1	11.1	4.5	33.7	100.0	
vietmed_015_b			Doc.	F	N	297	5669	60.1	26.7	13.2	4.7	44.6	99.7	
vietmed_015_c			Pat.	F	N	55	1010	44.4	37.5	18.1	5.4	61.1	100.0	
vietmed_017_a	Talk.	U00-U85	Doc.	F	SW	47	1104	51.6	36.2	12.1	6.3	54.6	100.0	
vietmed_017_b			Doc.	M	N	86	2061	62.4	26.7	10.9	4.9	42.4	100.0	
vietmed_018_a		K00-K95	Host	F	SW	63	1527	59.2	27.5	13.3	19.6	60.4	100.0	
vietmed_018_b			Doc.	M	SW	192	5293	59.5	26.3	14.3	6.7	47.2	100.0	
vietmed_018_c			Doc.	F	SW	118	2761	57.7	29.6	12.7	9.0	51.4	100.0	
vietmed_018_d			Pat.	F	SW	20	412	34.7	34.5	30.8	4.9	70.1	100.0	
vietmed_018_e			Pat.	M	SW	5	76	42.1	34.2	23.7	7.9	65.8	100.0	
vietmed_018_f			Doc.	M	SW	25	639	44.0	38.2	17.8	7.0	63.1	100.0	
vietmed_019_a		L00-L99	Host	F	SW	58	1490	58.6	28.7	12.7	6.8	48.2	100.0	
vietmed_019_b			Doc.	F	SW	116	2776	58.9	28.4	12.7	7.4	48.5	100.0	
vietmed_023		Pod.	P00-P96	Pod.	F	SW	390	7414	63.0	29.6	7.4	4.8	41.8	99.7
vietmed_024			O00_O99	Pod.	F	SE	376	7425	65.4	25.9	8.6	5.8	40.3	99.5
vietmed_025_a		Diag.	H60-H95	Host	F	SW	101	2280	65.3	24.5	10.2	4.6	39.3	100.0
vietmed_025_b				Doc.	M	SE	91	1838	67.2	23.2	9.5	7.1	39.8	100.0
vietmed_026	Lec.	A00-B99	Lec.	M	NCC	21	355	26.5	47.3	26.2	4.8	78.3	100.0	
vietmed_027_a	News	S00-T88	Host	F	SW	29	710	68.7	22.5	8.7	5.5	36.8	100.0	
vietmed_027_b			Brc.	M	SE	64	1454	41.5	44.6	13.9	5.2	63.7	100.0	
vietmed_028_a		V00-Y99	Host	F	SE	106	2617	59.7	28.8	11.5	4.4	44.7	99.1	
vietmed_028_b			Brc.	M	SE	21	475	48.8	39.2	12.0	5.1	56.2	100.0	
vietmed_029			Brc.	F	SE	92	2240	64.4	26.1	9.6	5.9	41.6	100.0	
Sum/Avg						3437	76136	56.5	31.2	12.3	6.0	49.5	99.9	
Mean						127.3	2819.9	55.2	30.9	13.9	6.3	51.1	99.9	
Standard Deviation						129.6	2743.3	12.0	8.3	5.4	2.9	12.2	0.2	
Median						86.0	1838.0	58.9	28.7	12.7	5.5	48.2	100.0	

Table 11: Analysis of ASR errors on *VietMed-Test* set using the baseline model *w2v2-Viet* (WER = 49.5).

Column from left to right is: Speaker ID, Recording Condition, ICD-10 Code, Speaker Role, Gender, Accent, Number of sentences, Number of words, Corrections, Substitution Errors, Deletion Errors, Insertion Errors, Word-Error-Rate, Sentence-Error-Rate.

For Recording Condition, there are: Telephone (Tel.), Talkshow (Talk.), Podcast (Pod.), Diagnosis (Diag.), Lectures (Lec.), News.

For Speaker Role, there are: Lecturer (Lec.), Doctor (Doc.), Talkshow Host (Host), Patient (Pat.), Podcaster (Pod.), Broadcaster (Brc.).

For Gender, there are: Male (M) and Female (F).

For Accent, there are: South Central Coast (SCC), North (N), Southwest (SW), Southeast (SE), North Central Coast (NCC).

Speaker ID	Rec.	ICD-10	Role	Gend	Acc.	# Snt	# Wrđ	Corr	Sub	Del	Ins	Err	S.Err	
vietmed_002	Tel.	N00-N99	Lec.	F	SCC	363	7631	57.8	31.2	11.0	6.3	48.5	100.0	
vietmed_004		M00-M99	Doc.	M	SCC	446	10575	68.8	18.7	12.5	5.4	36.6	100.0	
vietmed_014_a		K00-K95	Host	F	N	18	491	87.8	3.5	8.8	4.7	16.9	100.0	
vietmed_014_b			Doc.	M	N	164	4034	77.2	12.2	10.5	4.6	27.4	100.0	
vietmed_015_a		O00-O9A	Host	F	N	73	1779	85.2	5.8	9.0	3.6	18.4	97.3	
vietmed_015_b			Doc.	F	N	297	5669	82.4	7.7	9.8	4.2	21.8	97.3	
vietmed_015_c			Pat.	F	N	55	1010	70.1	14.9	15.0	5.8	35.7	100.0	
vietmed_017_a	Talk.	U00-U85	Doc.	F	SW	47	1104	76.6	13.1	10.2	4.2	27.5	100.0	
vietmed_017_b			Doc.	M	N	86	2061	80.1	10.4	9.6	4.8	24.7	100.0	
vietmed_018_a		K00-K95	Host	F	SW	63	1527	73.7	13.2	13.2	18.7	45.1	100.0	
vietmed_018_b			Doc.	M	SW	192	5293	75.3	12.1	12.6	6.5	31.2	100.0	
vietmed_018_c			Doc.	F	SW	118	2761	74.3	12.4	13.3	7.3	33.0	100.0	
vietmed_018_d			Pat.	F	SW	20	412	55.1	20.6	24.3	5.6	50.5	100.0	
vietmed_018_e			Pat.	M	SW	5	76	57.9	19.7	22.4	7.9	50.0	100.0	
vietmed_018_f			Doc.	M	SW	25	639	64.9	20.3	14.7	6.1	41.2	100.0	
vietmed_019_a		L00-L99	Host	F	SW	58	1490	75.2	12.6	12.2	6.7	31.5	100.0	
vietmed_019_b			Doc.	F	SW	116	2776	75.7	11.9	12.5	6.2	30.5	100.0	
vietmed_023		Pod.	P00-P96	Pod.	F	SW	390	7414	83.3	10.6	6.0	4.1	20.8	97.4
vietmed_024			O00_O99	Pod.	F	SE	376	7425	85.0	8.0	7.1	5.0	20.1	98.4
vietmed_025_a		Diag.	H60-H95	Host	F	SW	101	2280	80.4	10.6	9.0	4.8	24.4	100.0
vietmed_025_b				Doc.	M	SE	91	1838	81.8	10.0	8.3	5.1	23.3	98.9
vietmed_026	Lec.	A00-B99	Lec.	M	NCC	21	355	57.7	27.9	14.4	7.3	49.6	100.0	
vietmed_027_a	News	S00-T88	Host	F	SW	29	710	83.5	8.0	8.5	4.6	21.1	100.0	
vietmed_027_b			Brc.	M	SE	64	1454	74.8	15.8	9.4	5.2	30.4	100.0	
vietmed_028_a		V00-Y99	Host	F	SE	106	2617	82.7	8.8	8.6	4.2	21.6	99.1	
vietmed_028_b			Brc.	M	SE	21	475	74.3	14.9	10.7	5.3	30.9	100.0	
vietmed_029			Brc.	F	SE	92	2240	83.9	7.5	8.5	5.6	21.7	97.8	
Sum/Avg						3437	76136	75.9	13.8	10.3	5.6	29.6	99.1	
Mean						127.3	2819.9	75.0	13.4	11.6	5.9	30.9	99.5	
Standard Deviation						129.6	2743.3	9.3	6.4	4.1	2.8	10.5	1.0	
Median						86.0	1838.0	75.7	12.2	10.5	5.3	30.4	100.0	

Table 12: Analysis of ASR errors on *VietMed-Test* set using the best baseline model *XLSR-53-Viet* (WER = 29.6). Column from left to right is: Speaker ID, Recording Condition, ICD-10 Code, Speaker Role, Gender, Accent, Number of sentences, Number of words, Corrections, Substitution Errors, Deletion Errors, Insertion Errors, Word-Error-Rate, Sentence-Error-Rate.

For Recording Condition, there are: Telephone (Tel.), Talkshow (Talk.), Podcast (Pod.), Diagnosis (Diag.), Lectures (Lec.), News.

For Speaker Role, there are: Lecturer (Lec.), Doctor (Doc.), Talkshow Host (Host), Patient (Pat.), Podcaster (Pod.), Broadcaster (Brc.).

For Gender, there are: Male (M) and Female (F).

For Accent, there are: South Central Coast (SCC), North (N), Southwest (SW), Southeast (SE), North Central Coast (NCC).