

KG4RecEval: Does Knowledge Graph Really Matter for Recommender Systems?

HAONAN ZHANG, Zhejiang University, China
 DONGXIA WANG*, Zhejiang University, China
 ZHU SUN, Singapore University of Technology and Design, Singapore
 YANHUI LI, Zhejiang University, China
 YOUCHENG SUN, The University of Manchester, United Kingdom
 HUIZHI LIANG, Newcastle University, United Kingdom
 WENHAI WANG, Zhejiang University, China

Recommender systems (RSs) are designed to provide personalized recommendations to users. Recently, knowledge graphs (KGs) have been widely introduced in RSs to improve recommendation accuracy. In this study, however, we demonstrate that RSs do not necessarily perform worse even if the KG is downgraded to the user-item interaction graph only (or removed). We propose an evaluation framework KG4RecEval to systematically evaluate how much a KG contributes to the recommendation accuracy of a KG-based RS, using our defined metric KGER (*KG utilization efficiency in recommendation*). We consider the scenarios where knowledge in a KG gets completely removed, randomly distorted and decreased, and also where recommendations are for cold-start users. Our extensive experiments on four commonly used datasets and a number of state-of-the-art KG-based RSs reveal that: to remove, randomly distort or decrease knowledge does not necessarily decrease recommendation accuracy, even for cold-start users. These findings inspire us to rethink how to better utilize knowledge from existing KGs, whereby we discuss and provide insights into what characteristics of datasets and KG-based RSs may help improve KG utilization efficiency. The code and supplementary material of this paper are available at: <https://github.com/HotBento/KG4RecEval>.

CCS Concepts: • **Computing methodologies** → *Neural networks*; **Knowledge representation and reasoning**; • **Information systems** → **Recommender systems**.

Additional Key Words and Phrases: Reproducibility, Knowledge Graph, Heterogeneous Information Network

ACM Reference Format:

Haonan Zhang, Dongxia Wang, Zhu Sun, Yanhui Li, Youcheng Sun, Huizhi Liang, and Wenhai Wang. 2025. KG4RecEval: Does Knowledge Graph Really Matter for Recommender Systems?. *ACM Trans. Inf. Syst.* 1, 1, Article 1 (January 2025), 39 pages. <https://doi.org/10.1145/3713071>

*Corresponding author.

Authors' Contact Information: Haonan Zhang, haonanzhang@zju.edu.cn, Zhejiang University, China; Dongxia Wang, dxwang@zju.edu.cn, Zhejiang University, China; Zhu Sun, sunzhuntu@gmail.com, Singapore University of Technology and Design, Singapore; Yanhui Li, 3190102121@zju.edu.cn, Zhejiang University, China; Youcheng Sun, youcheng.sun@manchester.ac.uk, The University of Manchester, United Kingdom; Huizhi Liang, huizhi.liang@newcastle.ac.uk, Newcastle University, United Kingdom; Wenhai Wang, dzdzlab@zju.edu.cn, Zhejiang University, China.

Permission to make digital or hard copies of all or part of this work for personal or classroom use is granted without fee provided that copies are not made or distributed for profit or commercial advantage and that copies bear this notice and the full citation on the first page. Copyrights for components of this work owned by others than the author(s) must be honored. Abstracting with credit is permitted. To copy otherwise, or republish, to post on servers or to redistribute to lists, requires prior specific permission and/or a fee. Request permissions from permissions@acm.org.

© 2025 Copyright held by the owner/author(s). Publication rights licensed to ACM.

ACM 1558-2868/2025/1-ART1
<https://doi.org/10.1145/3713071>

1 Introduction

The rapid development of recommender systems (RSs) has enabled users to obtain their preferred content from a vast amount of information. RSs have made significant contributions to improving user experience in domains such as movie [5, 40], web [9, 32], and music [20] recommendation. By exploring user historical interactions, RSs aim to predict user preference and make recommendations as accurately as possible.

Recently, knowledge graph-based recommender systems (KG-based RSs) have garnered considerable attention due to their potential to leverage additional knowledge or facts to improve recommendation accuracy. For instance, in an e-commerce RS, a user who has purchased *Cola* may be recommended *Sprite* since they are both linked to the entity *soda* in a KG via the relation *belongs_to*. Moreover, introducing KGs into RSs has been proposed as a solution to cold-start issues [42–44], arising where new users or items have limited interaction data. Despite the widespread perception that KGs can improve recommendations with additional facts, few studies have critically examined how much role KGs actually play in KG-based RSs. Intuitively, if the knowledge provided by a KG is false, less, or even completely removed, then the recommendation accuracy should be negatively influenced. Specifically, we are interested in exploring the research questions:

- **RQ1:** What if there is no KG?
- **RQ2:** What if the knowledge is false?
- **RQ3:** What if the knowledge decreases?
- **RQ4:** What if the KG is for the cold-start users?
- **RQ5:** Authenticity and amount, which matters more?

With RQ1,2,3, we explore whether the recommendation accuracy of a KG-based RS decreases when the knowledge gets removed, randomly distorted, or decreased by a ratio, respectively. With RQ4, we evaluate still the former questions (RQ2 and RQ3) not for normal users but for cold-start users, for whom KGs are supposed to contribute the main part of their information. With RQ5, we aim to figure out which of the two factors, authenticity and amount of knowledge, influences the recommendation accuracy more.

To answer these questions, we design an evaluation framework named KG4RECEVAL, to investigate the role of the KG in a KG-based RS. In KG4RECEVAL, we propose an evaluation metric KGER (*KG utilization efficiency in recommendation*) to measure how much a KG contributes to improving recommendation accuracy (with a larger positive value denoting more contribution and a negative value denoting negative effect on accuracy). Then, we design a series of experiments to investigate the various scenarios in the RQs, including no knowledge (Section 4.2), false knowledge (Section 4.3), decreasing knowledge (Section 4.4), and cold-start (Section 4.5) experiments. Diverse types of state-of-the-art (SOTA) KG-based RSs and real-world datasets are considered. Recommendation accuracy is assessed by various metrics such as MRR [39], hit ratio, NDCG [21], precision, and recall. We obtain multiple counter-intuitive results. For RQ1, we found that the recommendation accuracy of a KG-based RS does not necessarily decrease when the KG is downgraded to the user-item interaction graph only (or removed). For RQ2,3,4, we found that random distortion/decrease in knowledge of a KG does not necessarily decrease recommendation accuracy, which is also the case even for cold-start users. Across the datasets, models and experimental settings, MRR values mostly fluctuate, with the highest values sometimes obtained not with the original KG, but with a distorted/decreased one. For example, the KGER values are often negative in the results for RQ1, indicating that the removal of KGs does not necessarily decrease recommendation accuracy. And whether KGER takes positive or negative values is highly dependent on which dataset and RS model are used. For RQ5, we found that while for normal users, knowledge authenticity

has a slightly stronger influence on KG utilization efficiency of KG-based RSs, for cold-start users, knowledge amount has a slightly stronger influence.

Overall, our contributions can be summarised as follows:

- To the best of our knowledge, this is the first work to systematically evaluate how much a KG contributes to the recommendation accuracy of a KG-based RS.
- We proposed an evaluation framework KG4RECEVAL to explore the role of KGs in KG-based RSs from multiple perspectives, using our proposed KG utilization efficiency metric KGER. KG4RECEVAL and KGER can be generalized to evaluate the contribution of other types of side information to decision accuracy of a system.
- With extensive experiments on multiple datasets and SOTA KG-based RSs, we found that neither the decrease of *authenticity* nor that of *amount* of knowledge necessarily degrades the recommendation accuracy, regardless of whether it is for normal or cold-start users, which challenges the common perception that KGs empower RSs with additional knowledge.
- We also found how different characteristics of datasets and RSs influence the effect of KGs on recommendation accuracy, which allows us to provide insights on how to use KGs more efficiently in RSs for the future investigation/study.

2 Background

This section briefly introduces the related concepts, including RSs, knowledge graphs (KGs), and KG-based RSs, and also reviews the related works.

Recommender Systems. A RS aims to recommend items or content to a user that he/she would be interested in, usually by predicting his/her preference based on the historical (user-item) interactions [1]. Regarding how user preference is learned, there are several types of RSs, such as content-based RSs [22, 27], collaborative filtering (CF)-based RSs [38], and hybrid RSs [6, 30]. Hybrid RSs receive more attention due to their better performance on sparse user-item interactions, for which KG-based RSs are a typical type. Regarding the methods of recommendation employed, there are memory-based methods [12], latent factorization-based methods [24, 35] and deep learning (DL)-based methods [17], evolving towards improving the quality and efficiency of recommendation. Roy et al. [37] have provided a detailed summary of the development in the field of RSs in recent years. In this paper, we focus on RSs based on KGs.

Knowledge Graphs (KGs). A knowledge graph (KG) is used to represent the entities and their relations in the real world [14]. For example, the KG of MovieLens [19] consists of a variety of facts related to movies, such as the producers, actors and production companies of movies, as shown in Figure 1. A KG is a directed graph $\mathcal{G} = (V, E)$, where V and E denote the sets of nodes (entities) and edges (facts), respectively. Each fact takes the form of $\langle e_h, r, e_t \rangle$, where e_h and $e_t \in V$ denote the head and tail entities, respectively, and $r \in R$ denotes the relation between them, e.g., $\langle \text{Interstellar}, \text{belongs_to}, \text{Science Fiction} \rangle$.

KG-based RSs. KG-based RSs utilize KGs as additional information (besides historical user-item interactions) to enhance recommendation performance [46, 52]. They are of interest especially for issues of data sparsity and cold-start scenarios [42, 47] in RSs.

In a KG-based RS, a link function $g_{link} : \mathcal{I} \rightarrow E$ transforms the items into entities in the KG¹. KG-based RSs aggregate the features of neighboring entities to obtain knowledge-aware representations of user and item features. They can be classified into 1) embedding-based methods

¹Note that existing KGs are mostly for items and their associated features but not for users.

such as CFKG [2], KTUP [8], HAKG [13], LKGR [11] and KGRec [51], which aim to learn low-dimensional representations of users, entities, and relations in the KG; 2) path-based methods such as MCRec [20], TNE [26], HeteRec [53] and RuleRec [29], which utilize the connected paths between entities in the KG to generate recommendations; 3) propagation-based methods such as RippleNet [42], KGCN [44] and DSKReG [48], which propagate user-specified information between entities in the KG to improve recommendation performance. Recently, Pugazhenthil et al. utilize KG to enhance conversational RSs, which is shown to significantly improve performance [34]. There are also works surveying the existing KG-based RSs, such as [18] and [17], which systematically summarize the development, classification, and methods of KG-based RSs.

Evaluating the Impacts of KGs. Several studies attempt to investigate the impact of KGs in RSs, which are relevant to our work. For instance, Lv et al. [28] and Faber et al. [16] study the roles played by different elements of graphs and look for ways to make better use of the graph structure. Zhang et al. modify the relations in the graph based on a fact plausibility scoring function to influence downstream tasks, e.g., link prediction and recommendation [55]. Wu et al. use Q-learning to identify the most influential facts that affect the recommendation results of target items [49]. Wang et al. [48], Yang et al. [51] and Wang et al. [41] study and distinguish the role played by different relations in KGs for recommendation as a way to improve the recommendation performance of KG-based RSs. The above works aim to manipulate recommendations by analyzing which part of a KG makes a difference in recommendation, from the perspective of attacking. In contrast, our work has a different goal, namely to systematically uncover how much a KG contributes to recommendation performance, for a variety of KG-based RSs across a wide range of application domains (e.g., movie, music, and book).

There are also works evaluating or interpreting the influence of KGs in other domains. For instance, Rossi et al. [36] propose the Kelpie framework to explain the results of KG-based link prediction systems. Ettorre et al. [15] propose Stunning Doodle framework to enable visual analysis and comprehension of KG embeddings.

3 Evaluation Framework Design

Often, when it comes to showing that a KG-based RS performs better than other types of RS models without KGs, as in the existing works [2, 42], it is difficult to tell whether and how much the KG deserves the credit. Here, we design an evaluation framework, named KG4RECEVAL, to investigate the role of KGs in improving recommendation accuracy of KG-based RSs.

We first need a metric to measure how much a KG contributes (or is exploited) to improving the recommendation accuracy of a KG-based RS. Intuitively, if the knowledge in a KG is less or less useful, then the recommendation accuracy of the KG-based RS should decrease. For example, given an amount of knowledge decrease of a KG, if the recommendation accuracy of a KG-based RS decreases more than the other, then it means that it exploits more (or “wastes” less) that knowledge. To capture this, we define KGER:

Definition 3.1. KG utilization efficiency in recommendation (KGER):

$$KGER(\mathcal{S}, \mathcal{G}, \mathcal{M}, \Delta) = \frac{\mathcal{M}(\mathcal{S}, \mathcal{G}) - \mathcal{M}(\mathcal{S}, (\mathcal{G} - \Delta))}{\Delta \cdot \mathcal{M}(\mathcal{S}, \mathcal{G})}$$

KGER metric measures how efficiently a KG-based RS exploits the KG to improve its recommendation accuracy. It has four parameters: 1) \mathcal{S} denotes the recommendation model used, 2) \mathcal{G} denotes the KG, 3) \mathcal{M} denotes the metric used to evaluate the recommendation performance (e.g., MRR) and has \mathcal{S}, \mathcal{G} as parameters², and 4) Δ denotes the amount of decrease in authentic

²Unless otherwise specified, we use MRR as the metric to calculate KGER in this paper.

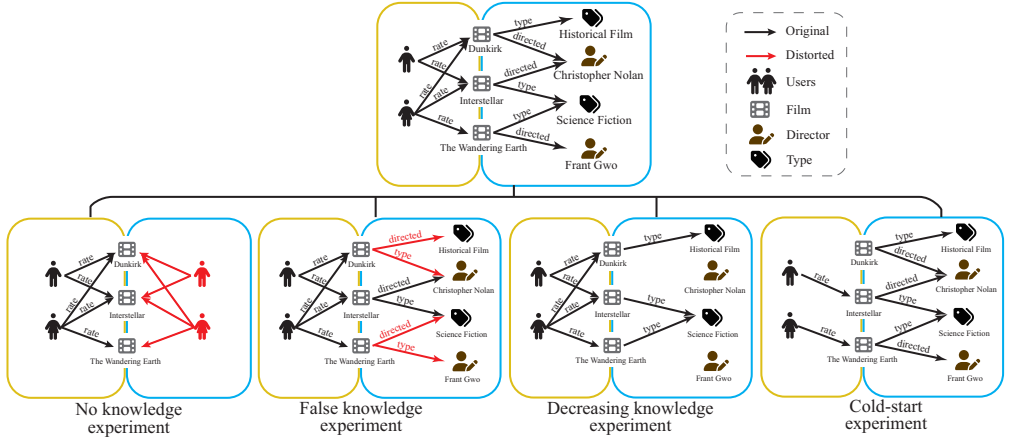


Fig. 1. An illustration of our evaluation design. For ease of presentation, we take the KG in ML-1M as an example. All the five figures consist of two boxes, with the left (yellow) one denoting user-item interactions, and the right (blue) one denoting the KG about movies. The KG at the top denotes the original one, while those in no/false/decreasing knowledge experiments denote different settings. For example, for the false setting, the director of *Dunkirk* is considered to be *Historical Film*, which is clearly false. And for the decreasing setting, the fact that *The Wandering Earth* is directed by *Frant Gwo* is deleted. For the cold-start setting, only users with a small number (e.g., 1) of interactions are considered.

knowledge (e.g., the ratio of facts decreased). A positive (negative) KGER value denotes positive (negative) effect of a KG on recommendation accuracy, with the absolute value $|KGER|$ denoting the amount of the KG's influence. Given Δ , a larger positive KGER value means a KG contributes more to recommendation accuracy of the KG-based RS. We also introduce a new metric, KGUS (Knowledge Graph Utilization Score), in Appendix D that is similar to KGER but does not involve dividing by the ratio. This new metric is designed to provide an alternative perspective where we want to directly assess the relationship between KGs and recommendation performance without introducing additional scaling factors. We find that using either KGER or KGUS as the metric leads to the same conclusions in our study.

We then employ KGER to quantitatively evaluate the role of KG in recommendation. Intuitively, if we reduce the amount of authentic knowledge in a KG, then the accuracy of the KG-based RS should decrease. Below, we propose three types of ways to implement this, i.e., to completely remove the original knowledge (RQ1), to make knowledge randomly false (RQ2) and to make knowledge less (RQ3). The design of the exploration of these RQs serves to address our main concern about the role of KG in recommendation.

3.1 What if there is no KG? (RQ1)

A straightforward idea to understand whether a KG plays a role in the recommendation is to remove the KG from the KG-based RS and compare the performance before and after. For most KG-based RSs, it is difficult to directly remove the KG as it is highly coupled with the recommendation process. To address this issue, we propose:

KG removal. The first method forms the user-item interaction data (which serves as a training input of a RS besides the KG of a dataset) as a graph and uses it to replace the original KG, in which way the interactions become the only training input of a RS without additional modifications to its structure. For each user-item interaction $\langle u, i \rangle$ in the training dataset, we introduce the facts $\langle u,$

$interact, i$ and $\langle i, interact_tans, u \rangle^3$ in the graph initialized as empty. For instance, if user “Mike” interacts with item “Interstellar”, we generate facts $\langle Mike, interact, Interstellar \rangle$ and $\langle Interstellar, interact_tans, Mike \rangle$. KGs generated in this way are named “**Interaction KG**”. The second method retains only self-to-self facts (or self-connected edges) while removing all other facts of a KG. For each item i , we introduce a self-to-self fact $\langle i, self_to_self, i \rangle$ in the graph which is initialized as empty. For example, for the item “Interstellar”, only the fact $\langle Interstellar, self_to_self, Interstellar \rangle$ is retained. KGs generated in this way are named “**Self KG**”. Both methods ensure that user-item interactions are the only input for KG-based RSs.

Note that while both “Interaction KG” and “Self KG” employ no more information than user-item interactions as the input to a RS, they are not strictly the same. For instance, they may result in different number of entities and facts of a graph. We will compare their results in the experiments. The study of RQ1 would basically provide us a binary answer about whether the existence of KG makes a difference in recommendation accuracy. For a more fine-grained study, we further introduce RQ2 and RQ3.

3.2 What if the knowledge is false? (RQ2)

If we randomly distort the knowledge in a KG, then the false knowledge generated is unreal and should not be useful to a RS⁴. To put it in another way, with more knowledge randomly distorted, recommendations should be less accurate. For example, we can switch the type of the movies “Interstellar” (“Science Fiction”) and “Godfather” (“Crime Drama”), and users preferring either the category may receive inaccurate recommendations. Moreover, we can also change a “type” relation to a “directed” relation, making the affected facts meaningless, as shown in Figure 1. Formally, we propose:

KG random distortion. For an arbitrarily chosen fact $\langle e_h, r, e_t \rangle$, we distort it by replacing its three entries, namely randomly picking entities in the node set V to replace e_h, e_t , and at the same time randomly picking a relation in the relation set R to replace r . We randomly distort 0–100% facts: 0% means that it is the original KG, and 100% means that all facts in the KG are altered. We define the ratio of distorted facts as *distortion degree*, used as Δ in KGER.

3.3 What if the knowledge decreases? (RQ3)

Another way to make a KG less useful is to reduce the amount of its knowledge, e.g., deleting some facts. Formally, we propose:

KG random decrease. For decreasing facts, we randomly select 0%–100% edges and delete them, with their head and tail entities remained in a KG. 0% denotes the original KG. For instance, consider the fact $\langle Mike, interact, Interstellar \rangle$, we delete the edge in the graph but have the nodes “Mike” and “Interstellar” remain. For decreasing entities, we randomly select 0%–100% entities (nodes) to delete, with all the facts (edges) they are connected to also deleted. For decreasing relations, we randomly select 0%–100% relations and delete all the edges labeled with any of them. In each case, the *decreased ratio* are used as Δ in KGER.

It may seem that the random distortion operation we use for RQ2 can already reduce *authentic* knowledge in a KG. The main difference is that there the number of facts/entities/relations remains the same, while here it decreases.

³We create facts in both directions considering the needs of some KG-based RSs to build paths longer than one-hop, e.g., RippleNet.

⁴Note that by random distortion, we attempt not to confine the direction in which knowledge is false, which is different from works on attacks or robustness in RSs, where false knowledge is carefully crafted [33].

3.4 What if KG is for cold-start users? (RQ4)

One of the claimed advantages of KG-based RSs is their ability to improve recommendation accuracy for *cold-start users*⁵ by providing extra information. We verify this by re-evaluating RQ 2/3 for cold-start users. In particular, we randomly select a subset of users as “new” users, for whom only a small number of interactions are included in the training set compared to the other users.

4 Implementation and Analysis

In this section, we implement the evaluation framework designed in Section 3, KG4RECEVAL, by a series of experiments served to investigate the proposed RQs.

4.1 Implementation Settings

Table 1. Statistics of datasets.

	# User	# Item	# Interaction	# Entity	# Relation	# Fact	Sparsity of Dataset
ML-1M	6038	3498	573637	77798	49	378151	97.284%
Amazon-Books	20474	4553	253726	12553	19	46522	99.727%
BX	17860	14910	69873	77903	25	151500	99.974%
Last.FM	1872	3846	21173	9366	60	15518	99.706%

Environment. The experimental environment is critical to ensure the validity and reproducibility of the results. To standardize the data format and evaluation process, we use RecBole⁶ [50, 58, 59], a Python-based RS library built on top of PyTorch. RecBole provides a unified framework for evaluating the recommendation accuracy of different recommendation models, processing datasets, and generating KGs. Our experiments are conducted on ubuntu20.04 using Intel Xeon (R) Gold 6226R CPU and NVIDIA GeForce RTX 3090 Ti GPU. All experiments are run 5 times with average results reported.

Datasets. We use the following four commonly used real-world datasets in our experiments:

- **MovieLens-1M (ML-1M)**⁷ [19] is a widely used dataset in movie recommendation released by GroupLens. It includes about 1 million ratings (ranging from 1 to 5) for movies.
- **Amazon-Books**⁸ [31] is part of the Amazon Review dataset, including book reviews and meta-data (such as title, description and price etc.).
- **Book-Crossing (BX)**⁹ [60] collects user ratings (ranging from 0 to 10) for different books from the Book-Crossing community.
- **Last.FM**¹⁰ [7] is a widely used dataset in musician recommendation. It contains historical listening data for 2 thousand users in the Last.FM online music system.

To ensure all the experiments can be completed with reasonable time and resources, we pre-process ML-1M and Amazon-Books following SOTA methods [25, 42]. For ML-1M, we retained interactions with ratings no less than 4. For Amazon-Books, we retained interactions with ratings no less than 4 and adopt 20-core setting, i.e., retaining users and items with more than 20 interactions. For Last.FM and BX, we use the versions released in [42, 44] with no additional modifications. W.l.o.g,

⁵A system may have insufficient historical interaction data of new users to predict their preference.

⁶<https://recbole.io/>

⁷<https://grouplens.org/datasets/movielens/>

⁸https://cseweb.ucsd.edu/jmcauley/datasets/amazon_v2/

⁹<https://github.com/hwwang55/RippleNet/tree/master/data/book>

¹⁰<https://grouplens.org/datasets/hetrec-2011/>

the datasets are randomly split into training, validation, and test sets in the ratio of 0.8:0.1:0.1. For each positive item in the test set, we uniformly sample 50 unrated items as negative items. The statistics of different datasets are summarized in Table 1.

KG construction. We follow the instruction of RecBole to construct KGs for ML-1M and Amazon-Books based on KB4Rec [57] and use the KGs released in [42, 44] for BX and Last.FM. The RQs to explore require us to make changes to KGs e.g., deleting entities as in RQ2. As Recbole deletes the items in the user-item interaction data whose corresponding entities do not show up in the KG, it is challenging to change the KG without affecting the user-item interaction data. We introduce an additional self-to-self fact ($\langle \text{entity}, \text{self_to_self}, \text{entity} \rangle$, self-connected edges) for each entity that should not be deleted. Importantly, these added facts serve as placeholders and do not carry any inherent meaning. This modification ensures that the user-item interaction data remains unaffected while allowing us to make changes to KGs as needed.

Models. We select 10 SOTA KG-based RSs. Specifically, CFKG [2], CKE [54], KTUP [8], KGRec [51] and DiffKG [23] are embedding-based models. KGCN [44], KGIN [47], RippleNet [42], KGNNLS [43] and KGAT [45] are propagation-based models. The KG-based RSs we choose are mainly the relatively more influential and representative ones recognized by the domain of RSs, which also ensures a reliable benchmark in the analysis. Table 2 lists their citations (from Google Scholar due by 2024.11.20).

Table 2. Citations of KG-based RSs in consideration.

	CFKG	CKE	KGCN	KGIN	RippleNet	KGNNLS	KTUP	KGAT	KGRec	DiffKG
Citations	468	1889	1010	437	1298	622	634	2080	64	22
Publication Year	2018	2016	2019	2021	2018	2019	2019	2019	2023	2024

Metrics. To evaluate the efficiency of KG utilization in recommendation, we use our proposed KGER metric (Definition 3.1). For evaluating recommendation accuracy, multiple metrics exist such as MRR (mean reciprocal rank), HR (hit ratio), NDCG (normalized discounted cumulative gain), precision, and recall.

- **MRR.** MRR measures on average how well a RS captures user preference, specifically by measuring whether the first preferred item is ranked top, defined as:

$$MRR = \frac{1}{|\mathcal{U}|} \sum_{u \in \mathcal{U}} \frac{1}{rank_u^*}$$

where $rank_u^*$ means the rank of the first preferred item of user u in his recommendation list.

- **Hit@10.** Hit rate is a way of calculating how often you recommend at least 1 preferred item to users. If the recommendation list contains at least 1 item in the test set, we call it a hit.

$$Hit@K = \frac{1}{|\mathcal{U}|} \sum_{u \in \mathcal{U}} \delta(\hat{R}(u) \cap R(u) \neq \emptyset)$$

where δ is an indicator function. $\delta(x) = 1$ if x is true and 0 otherwise. $\hat{R}(u)$ is the recommendation list and $R(u)$ is the positive items in the test set for user u .

- **NDCG@10.** NDCG (Normalized Discounted Cumulative Gain) is a measure of ranking quality. It give higher scores to the hits at top ranks.

$$NDCG@K = \frac{1}{|\mathcal{U}|} \sum_{u \in \mathcal{U}} \left(\frac{1}{\sum_{i=1}^{\min(|R(u)|, K)} \frac{1}{\log_2(i+1)}} \sum_{i=1}^K \delta(\hat{R}_i(u) \in R(u)) \frac{1}{\log_2(i+1)} \right)$$

where $\hat{R}_i(u)$ is the i -th item recommended to user u .

- **Precision@10.** Precision is the fraction of correctly recommended items out of all the recommended items for users.

$$Precision@K = \frac{1}{|\mathcal{U}|} \sum_{u \in \mathcal{U}} \frac{|\hat{R}(u) \cap R(u)|}{|\hat{R}(u)|}$$

- **Recall@10.** Recall is the fraction of correctly recommended item out of all the preferred items for users.

$$Recall@K = \frac{1}{|\mathcal{U}|} \sum_{u \in \mathcal{U}} \frac{|\hat{R}(u) \cap R(u)|}{|R(u)|}$$

Hyperparameter tuning. We apply a grid search on different models and datasets to find the best settings using HyperOPT [3]. We follow the instruction of RecBole to determine the hyperparameter search range and settings¹¹. Following the guidance of [45], we apply early stopping if MRR does not increase for 50 successive epochs. The results of hyperparameter tuning are presented in Table 3 and Table 4. Due to time and computational resource constraints, we do not re-tune hyperparameters when modifying KGs in subsequent experiments. However, as demonstrated by the additional experiments in Appendix B, re-tuning the hyperparameters for the modified knowledge graphs has minimal impact on the results. Therefore, the main conclusions of our study remain valid regardless of whether hyperparameter tuning is performed after each alteration of KGs.

4.2 Investigation on No Knowledge

The experiments in this subsection serves to answer RQ1: what if there is no KG? We remove the knowledge in a KG and investigate its effect on a KG-based RS. For Interaction KG, the original KG of a dataset is downgraded to the user-item interaction graph only, and for Self KG, only self-to-self facts are retained (Section 3).

The experimental results are presented in Table 5, where “Original” denotes the original KG of the dataset, “Interaction” denotes Interaction KG and “Self” denotes Self KG. KGER values are also presented in brackets in Table 5, with positive (negative) values denoting positive (negative) effect of KGs on recommendation accuracy (their absolute values $|KGER|$ denote the amount of that effect). The highest MRR values are highlighted in bold while the negative KGER values (denoting negative effect of KGs) are underlined. There are multiple counter-intuitive observations. For ML-1M, compared with when the original KG is used, 6 out of 10 RSs perform similarly or even better when the original KG is downgraded to Interaction/Self KG (with negative KGER values obtained). For Amazon-Books, almost all RSs (except for KGNNLS and DiffKG) perform better with the original KG downgraded to Interaction KG, with a mean KGER of -0.032 . Similarly, for BX and Last.FM datasets, RSs do not necessarily perform better with the original KG, and may even perform worse than with Interaction/Self KG. Also, there does not exist a RS that always achieves best performance across the four datasets when using the original KG. CFKG always performs better with Interaction KG, with an average KGER of -0.171 . Moreover, it varies for different RSs under which setting the performance is the best, namely the role of KGs is highly dependent on which dataset and RS are used. Finally, though both removing original KGs, the results obtained with Interaction KG and Self KG are not the same, implying graph characteristics like entity and fact number may influence. Overall, these observations challenge the conclusions made by previous studies [2, 8, 45] that the use of KGs can help improve recommendations. And we obtain the core answer to RQ1:

¹¹<https://recbole.io/hyperparameters/knowledge.html>

Table 3. Hyperparameter tuning settings on ML-1M and Amazon-Books. The best hyperparameter settings are bolded.

	ML-1M	Amazon-Books
CFKG	learning_rate in [1e-2, 5e-3 , 1e-3, 5e-4, 1e-4] loss_function in ['inner_product', ' transe '] margin in [0.5, 1.0 , 2.0]	learning_rate in [1e-2 , 5e-3, 1e-3, 5e-4, 1e-4] loss_function in ['inner_product', ' transe '] margin in [0.5, 1.0 , 2.0]
CKE	learning_rate in [5e-5, 1e-4, 5e-4, 7e-4, 1e-3] kg_embedding_size in [16, 32, 64 , 128] reg_weights in [[0.1, 0.1], [0.01, 0.01], [0.001, 0.001]]	learning_rate in [5e-5, 1e-4, 5e-4, 7e-4, 1e-3] kg_embedding_size in [16, 32, 64 , 128] reg_weights in [[0.1, 0.1], [0.01, 0.01], [0.001, 0.001]]
KGCN	learning_rate in [0.002, 0.001 , 0.0005] n_iter in [1, 2] aggregator in ['sum', ' concat ', 'neighbor'] l2_weight in [1e-3, 1e-5 , 1e-7] neighbor_sample_size in [4]	learning_rate in [0.002 , 0.001, 0.0005] n_iter in [1, 2] aggregator in ['sum', ' concat ', 'neighbor'] l2_weight in [1e-3, 1e-5 , 1e-7] neighbor_sample_size in [4]
KGIN	learning_rate in [1e-4 , 1e-3, 5e-3] node_dropout_rate in [0.1, 0.3, 0.5] mess_dropout_rate in [0.0, 0.1] context_hops in [2, 3] n_factors in [4, 8] ind in ['cosine', ' distance ']	learning_rate in [1e-4, 1e-3, 5e-3] node_dropout_rate in [0.1, 0.3 , 0.5] mess_dropout_rate in [0.0, 0.1] context_hops in [2, 3] n_factors in [4, 8] ind in ['cosine', ' distance ']
RippleNet	learning_rate in [0.001 , 0.005, 0.01, 0.05] n_memory in [4, 8, 16 , 32] training_neg_sample_num in [1, 2, 5, 10]	learning_rate in [0.001 , 0.005, 0.01, 0.05] n_memory in [4, 8, 16 , 32] training_neg_sample_num in [1, 2, 5, 10]
KGNNLS	learning_rate in [0.002, 0.001 , 0.0005] n_iter in [1, 2] aggregator in [' sum '] l2_weight in [1e-3, 1e-5] neighbor_sample_size in [4] ls_weight in [1.0, 5.0, 1, 0.01 , 0.001]	learning_rate in [0.002 , 0.001, 0.0005] n_iter in [1, 2] aggregator in [' sum '] l2_weight in [1e-3 , 1e-5] neighbor_sample_size in [4] ls_weight in [1.0, 5.0, 1, 0.01 , 0.001]
KTUP	learning_rate in [1e-2, 5e-3, 1e-3 , 5e-4, 1e-4] L1_flag in [True, False] use_st_gumbel in [True , False] train_rec_step in [8, 10] train_kg_step in [0, 1, 2, 3, 4, 5]	learning_rate in [1e-2, 5e-3, 1e-3 , 5e-4, 1e-4] L1_flag in [True, False] use_st_gumbel in [True, False] train_rec_step in [8, 10] train_kg_step in [0, 1, 2, 3, 4, 5]
KGAT	learning_rate in [1e-2, 5e-3, 1e-3, 5e-4 , 1e-4] layers in [['[64, 32, 16]', '[64, 64, 64]', '[128, 64, 32 ']'] reg_weight in [1e-4, 5e-5 , 1e-5, 5e-6, 1e-6] mess_dropout in [0.1 , 0.2, 0.3, 0.4, 0.5]]	learning_rate in [1e-2, 5e-3, 1e-3 , 5e-4, 1e-4] layers in [['[64, 32, 16]', '[64, 64, 64]', '[128, 64, 32 ']'] reg_weight in [1e-4, 5e-5, 1e-5, 5e-6 , 1e-6] mess_dropout in [0.1 , 0.2, 0.3, 0.4, 0.5]]
KGRec	decay_weight in [5e-5, 1e-5, 5e-6 , 1e-6] learning_rate in [5e-4, 1e-4] context_hops in [1, 2, 3] node_dropout_rate in [0.1, 0.3] mess_dropout_rate in [0.0, 0.1] mae_msize in [64, 128, 256 , 512] cl_coef in [0.0005, 0.001 , 0.01] tau in [0.1, 0.2] cl_drop in [0.1, 0.3 , 0.5]	decay_weight in [5e-5, 1e-5, 5e-6, 1e-6] learning_rate in [5e-4 , 1e-4] context_hops in [1, 2, 3] node_dropout_rate in [0.1 , 0.3] mess_dropout_rate in [0.0, 0.1] mae_msize in [64 , 128, 256, 512] cl_coef in [0.0005, 0.001, 0.01] tau in [0.1 , 0.2] cl_drop in [0.1, 0.3, 0.5]
DiffKG	reg_weight in [1e-3, 1e-4, 1e-5] mess_dropout_rate in [0.1 , 0.2] res_lambda in [0.0, 0.5] e_loss in [0.01, 0.1, 0.5] temperature in [0.1, 1]	reg_weight in [1e-3, 1e-4, 1e-5] mess_dropout_rate in [0.1, 0.2] res_lambda in [0.0, 0.5] e_loss in [0.01, 0.1 , 0.5] temperature in [0.1, 1]

Table 4. Hyperparameter tuning settings on BX and Last.FM. The best hyperparameter settings are bolded.

	BX	Last.FM
CFKG	learning_rate in [1e-2,5e-3, 1e-3 ,5e-4,1e-4] loss_function in ['inner_product', ' transe '] margin in [0.5,1.0, 2.0]	learning_rate in [1e-2 ,5e-3,1e-3,5e-4,1e-4] loss_function in ['inner_product', ' transe '] margin in [0.5, 1.0 ,2.0]
CKE	learning_rate in [5e-5,1e-4,5e-4,7e-4, 1e-3] kg_embedding_size in [16 ,32,64,128] reg_weights in [[0.1,0.1],[0.01,0.01],[0.001,0.001]]	learning_rate in [5e-5,1e-4,5e-4,7e-4, 1e-3] kg_embedding_size in [16,32,64, 128] reg_weights in [[0.1,0.1],[0.01,0.01],[0.001,0.001]]
KGCN	learning_rate in [0.002, 0.001 ,0.0005] n_iter in [1,2] aggregator in ['sum','concat',' neighbor '] l2_weight in [1e-3 ,1e-5,1e-7] neighbor_sample_size in [4]	learning_rate in [0.002, 0.001 ,0.0005] n_iter in [1,2] aggregator in ['sum','concat','neighbor'] l2_weight in [1e-3, 1e-5 ,1e-7] neighbor_sample_size in [4]
KGIN	learning_rate in [1e-4,1e-3, 5e-3] node_dropout_rate in [0.1,0.3, 0.5] mess_dropout_rate in [0.0 ,0.1] context_hops in [2,3] n_factors in [4,8] ind in ['cosine',' distance ']	learning_rate in [1e-4,1e-3, 5e-3] node_dropout_rate in [0.1,0.3, 0.5] mess_dropout_rate in [0.0 ,0.1] context_hops in [2,3] n_factors in [4,8] ind in ['cosine',' distance ']
RippleNet	learning_rate in [0.001, 0.005 , 0.01, 0.05] n_memory in [4, 8 ,16,32] training_neg_sample_num in [1, 2, 5, 10]	learning_rate in [0.001 , 0.005, 0.01, 0.05] n_memory in [4, 8 ,16,32] training_neg_sample_num in [1, 2, 5, 10]
KGNLS	learning_rate in [0.002 ,0.001,0.0005] n_iter in [1,2] aggregator in [' sum '] l2_weight in [1e-3, 1e-5] neighbor_sample_size in [4] ls_weight in [1, 0.5 ,0.1,0.01,0.001]	learning_rate in [0.002 ,0.001,0.0005] n_iter in [1,2] aggregator in [' sum '] l2_weight in [1e-3 ,1e-5] neighbor_sample_size in [4] ls_weight in [1,0.5,0.1, 0.01 ,0.001]
KTUP	learning_rate in [1e-2,5e-3,1e-3,5e-4,1e-4] L1_flag in [True, False] use_st_gumbel in [True , False] train_rec_step in [8 ,10] train_kg_step in [0 ,1,2,3,4,5]	learning_rate in [1e-2 ,5e-3,1e-3,5e-4,1e-4] L1_flag in [True, False] use_st_gumbel in [True , False] train_rec_step in [8 , 10] train_kg_step in [0, 1 ,2,3,4,5]
KGAT	learning_rate in [1e-2,5e-3, 1e-3 ,5e-4,1e-4] layers in [['[64,32,16]','[64,64,64]'],[128,64,32]] reg_weight in [1e-4,5e-5,1e-5,5e-6, 1e-6] mess_dropout in [0.1,0.2, 0.3 ,0.4,0.5]]	learning_rate in [1e-2,5e-3,1e-3,5e-4,1e-4] layers in [['[64,32,16]','[64,64,64]'],[128,64,32]] reg_weight in [1e-4 ,5e-5,1e-5,5e-6,1e-6] mess_dropout in [0.1 ,0.2,0.3,0.4,0.5]]
KGRec	decay_weight in [5e-5 , 1e-5, 5e-6, 1e-6] learning_rate in [5e-4 , 1e-4] context_hops in [1, 2, 3] node_dropout_rate in [0.1 , 0.3] mess_dropout_rate in [0.0 , 0.1] mae_msize in [64, 128, 256, 512] cl_coef in [0.0005, 0.001 , 0.01] tau in [0.1 , 0.2] cl_drop in [0.1, 0.3 , 0.5]	decay_weight in [5e-5 , 1e-5, 5e-6, 1e-6] learning_rate in [5e-4 , 1e-4] context_hops in [1, 2, 3] node_dropout_rate in [0.1, 0.3] mess_dropout_rate in [0.0 , 0.1] mae_msize in [64, 128, 256, 512] cl_coef in [0.0005 , 0.001, 0.01] tau in [0.1, 0.2] cl_drop in [0.1 , 0.3, 0.5]
DiffKG	reg_weight in [1e-3, 1e-4 ,1e-5] mess_dropout_rate in [0.1 ,0.2] res_lambda in [0.0 ,0.5] e_loss in [0.01,0.1, 0.5] temperature in [0.1, 1]	reg_weight in [1e-3,1e-4, 1e-5] mess_dropout_rate in [0.1 ,0.2] res_lambda in [0.0 ,0.5] e_loss in [0.01, 0.1 ,0.5] temperature in [0.1, 1]

Answer to RQ1: With a KG downgraded to the user-item interaction graph only (or removed), the recommendation accuracy of a KG-based RS does not necessarily decrease.

Table 5. The MRR results of no knowledge experiment with the original/Interaction/Self KGs. KGER values are presented in brackets.

	ML-1M			Amazon-Books			BX			Last.FM		
	Original	Interaction	Self	Original	Interaction	Self	Original	Interaction	Self	Original	Interaction	Self
CFKG	0.731	0.734 (-0.004)	0.730 (0.001)	0.541	0.581 (-0.074)	0.516 (0.046)	0.376	0.383 (-0.019)	0.378(-0.005)	0.558	0.790 (-0.416)	0.538 (0.036)
CKE	0.729	0.735 (-0.008)	0.727 (0.003)	0.570	0.575 (-0.009)	0.565 (0.009)	0.342	0.353 (-0.032)	0.342(0.000)	0.565	0.558 (0.012)	0.561 (0.007)
KGCN	0.705	0.702 (0.004)	0.706 (-0.001)	0.533	0.537 (-0.008)	0.538 (-0.009)	0.340	0.322 (0.053)	0.327 (0.038)	0.525	0.506 (0.036)	0.495 (0.057)
KGIN	0.750	0.739 (0.015)	0.652 (0.131)	0.548	0.551 (-0.005)	0.530 (0.033)	0.349	0.282 (0.192)	0.301 (0.138)	0.577	0.474 (0.179)	0.552 (0.043)
RippleNet	0.707	0.669 (0.054)	0.662 (0.064)	0.509	0.515 (-0.012)	0.498 (0.022)	0.362	0.373 (-0.030)	0.369(-0.019)	0.509	0.490 (0.037)	0.509 (0.000)
KGNLNS	0.704	0.701 (0.004)	0.706 (-0.003)	0.533	0.530 (0.006)	0.528 (0.009)	0.349	0.344 (0.014)	0.333(0.046)	0.500	0.508 (-0.016)	0.494 (0.012)
KTUP	0.711	0.689 (0.031)	0.704 (0.010)	0.392	0.442 (-0.128)	0.398 (-0.015)	0.364	0.360 (0.011)	0.357 (0.019)	0.414	0.436 (-0.053)	0.432 (-0.043)
KGAT	0.734	0.738 (-0.005)	0.736 (-0.003)	0.591	0.606 (-0.025)	0.588 (0.005)	0.349	0.418 (-0.198)	0.320(0.083)	0.566	0.688 (-0.216)	0.574 (-0.014)
KGRec	0.672	0.533 (0.207)	0.363 (0.461)	0.522	0.558 (-0.069)	0.504 (0.035)	0.341	0.294 (0.139)	0.257 (0.247)	0.538	0.537 (0.001)	0.417 (0.224)
DiffKG	0.709	0.705 (0.006)	0.712 (-0.004)	0.591	0.586 (0.008)	0.585 (0.010)	0.380	0.361 (0.049)	0.347 (0.087)	0.598	0.578 (0.032)	0.585 (0.021)

The results for RQ1 force us to rethink the role of KGs in recommendation. For a more fine-grained study, below we investigate the impact of knowledge *authenticity* and *amount* on recommendation performance under both normal and cold-start settings.

4.3 Investigation on False Knowledge

The experiment in this subsection serves to answer RQ2: what if the knowledge is false? We investigate whether the authenticity of knowledge is important to a KG-based RS. Random distortion (Section 3.2) is used to make changes to KG authenticity.

The experimental results are presented in Figure 2. W.l.o.g., we analyze the results using MRR due to their similarity under different metrics. Counter-intuitively, across all the four datasets, only KGIN exhibits a consistent performance drop with the distortion degree increases. MRR of all the other models fluctuates in a range of 87.01% to 101.62%. For example, for ML-1M, MRR of KGAT improves at the beginning and decreases later. Sometimes, the highest MRR is not observed in the original KG but in a distorted one, e.g., KTUP in Last.FM, KGAT in ML-1M, and CFKG in BX. Among all the models, when all facts get distorted (100% distortion degree), KTUP is influenced the least with MRR decreasing by only 0.3% on average. And MRR of CFKG decreases by 13.0% and 6.8% in Amazon-Books and Last.FM respectively but does not change significantly in ML-1M and BX. We conjecture that CFKG is more efficient in exploiting KGs with fewer number of entities and facts (refer to Table 1). These observations challenge the common sense that more authentic knowledge should improve recommendations.

We also investigated KGER values of different models in different datasets. The results are presented in Table 6, including all the columns labeled “Normal” and “F”¹². The negative KGER values are highlighted with underline. Distortion degree is set as 0.5¹³. Positive KGER values mean MRR decreased with random distortion, while negative values mean the other way, and the very small absolute values (e.g., 0.002) imply that the KG makes little difference to the RS. We can observe multiple approximately non-positive KGER values, indicating that false knowledge does not necessarily degrades recommendation accuracy. For most of the models (except for RippleNet and KGIN¹⁴), $|KGER|$ tends to be lower in the *densest* dataset ML-1M compared to in the other datasets (who have more similar sparsity levels). The red bars in Figure 12 present the mean $|KGER|$ in different datasets, where in ML-1M it is the least. Overall, the core answer to RQ2 is:

¹²The results of KGER in different experiments (RQ2, RQ3, RQ4) are presented together in Table 6.

¹³Results for other distortion degrees are in Appendix A.

¹⁴We conjecture that RippleNet and KGIN can more effectively utilize the KG of ML-1M due to their specially designed knowledge propagation process.

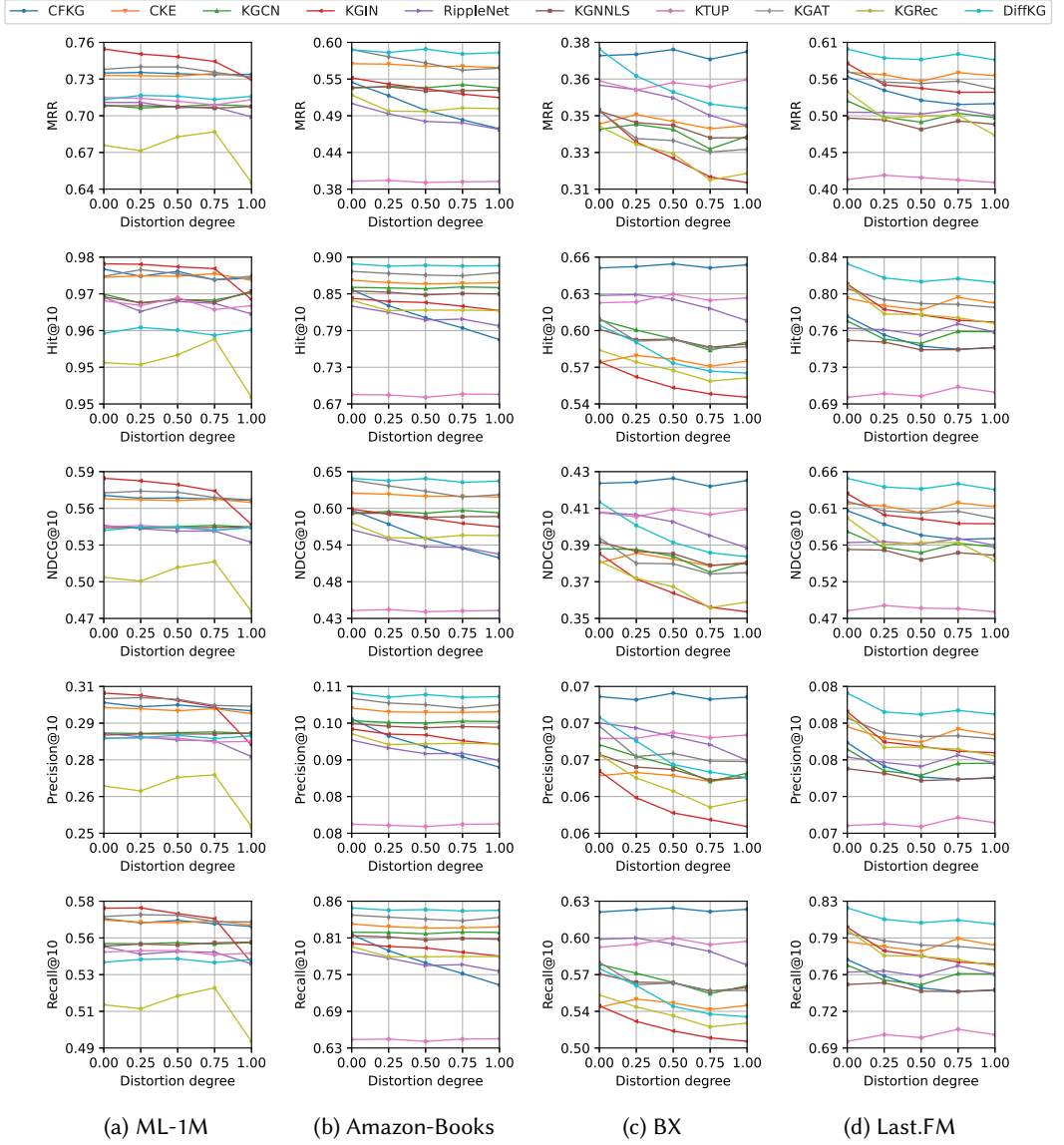


Fig. 2. The results of false knowledge experiment. Horizontal axis denotes the distortion degree.

Answer to RQ2: With more knowledge in a KG randomly distorted, the recommendation accuracy of a KG-based RS does not necessarily decrease.

4.4 Investigation on Decreasing Knowledge

This experiment serves to answer RQ3: what if the knowledge decreased? We investigate by randomly deleting a ratio of facts, entities or relations (refer to Section 3 for the detailed operations).

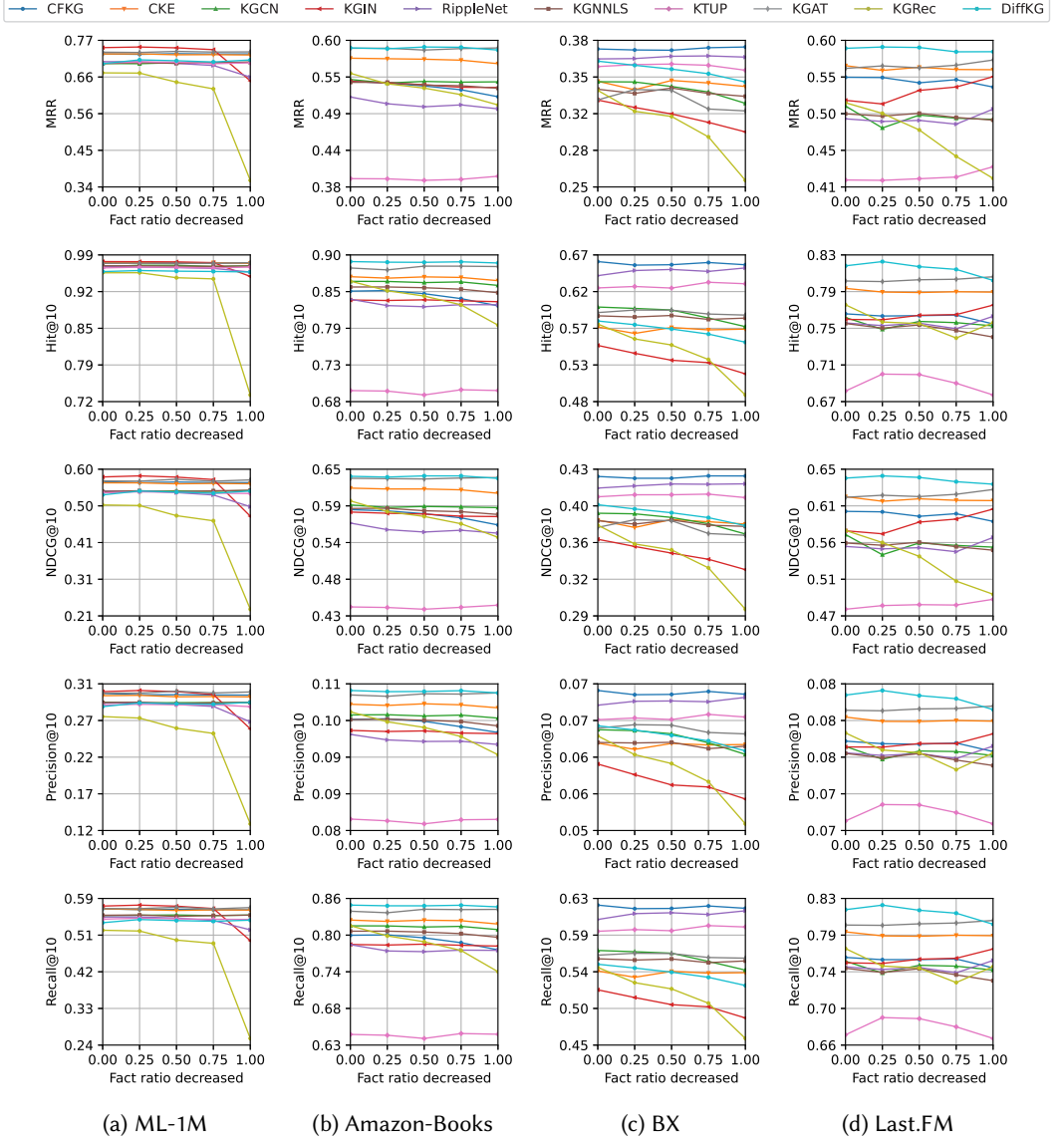


Fig. 3. The results of decreasing facts. Horizontal axis denotes decreased fact ratio.

Figure 3-5 presents the results of decreasing knowledge of a KG, including that of decreasing facts, entities and relations. Observe that whichever of deleting facts, entities or relations, different KG-based RSs exhibit different trends of the changes in recommendation accuracy. Take MRR as an example. Generally, MRR of most the models including CKE, CCFG, KGCN, KGNNLS, KGAT, and DiffKG, does not show consistent monotonicity with the decrease of fact/entity/relation, which is the case across different datasets. For instance, their MRR typically fluctuates within a range of 94.33% to 102.86% with the number of facts decreased. KGIN/RippleNet seems to efficiently exploit KGs sometimes e.g., when its MRR decreases with more facts/entities/relations deleted in ML-1M,

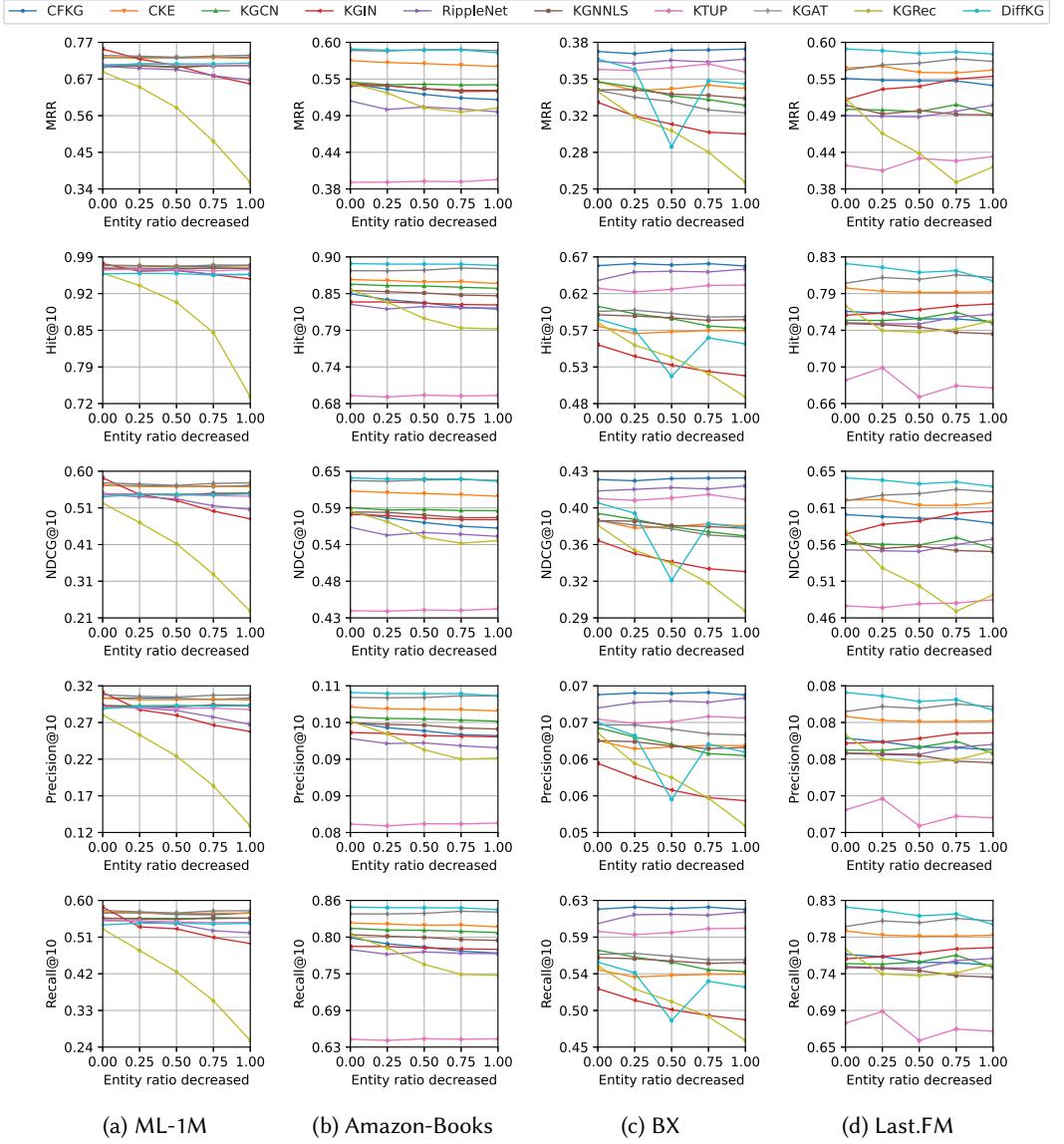


Fig. 4. The results of decreasing entities. Horizontal axis denotes decreased entity ratio.

but not always (consider Last.FM, BX datasets). Across all the four datasets, the MRR of KGRRec decreases consistently with the decrease of facts. It is worth noting that when the decreased ratio is below 0.5, deleting entities generally has a stronger impact on MRR than deleting facts. This may be because, compared with directly deleting facts, deleting entities would result in more of them being deleted when the decreased ratio is small. For example, for the fact $\langle \text{Mike}, \text{interact}, \text{Interstellar} \rangle$, deleting either entity “Mike” or “Interstellar” would result in the deletion of it. Further, we conduct additional experiments in Appendix C to investigate the impact of specific relation types in KGs on

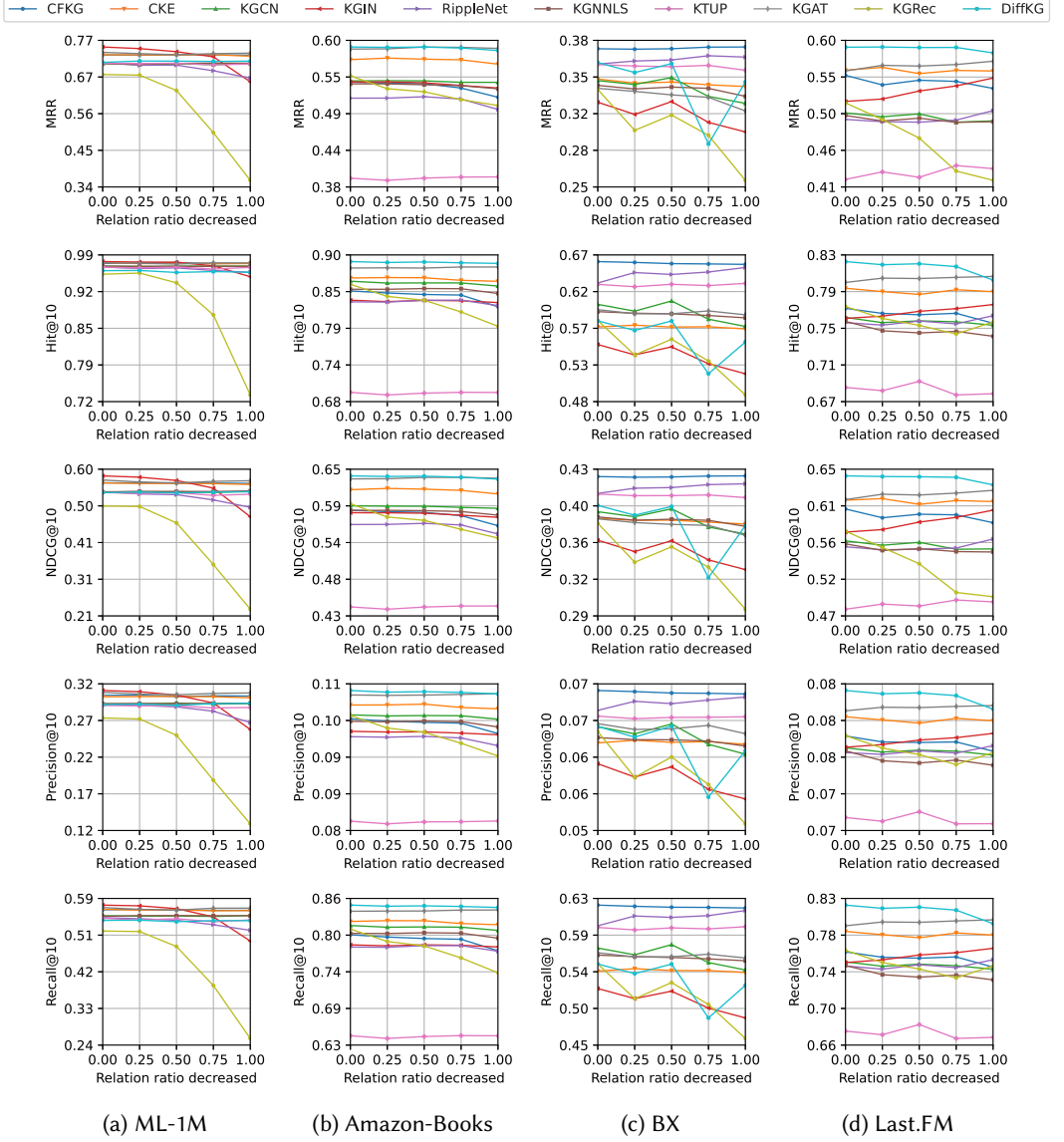


Fig. 5. The results of decreasing relations. Horizontal axis denotes decreased relation ratio.

performance of RSs. The results indicate that there are large differences in the ability of different RSs to utilize the same type of relations.

We also investigate KGER of different models in different datasets. The results are presented in Table 6, including all the columns labeled “Normal” and “D”.¹⁵ The negative KGER values are highlighted with underline. We can observe that multiple negative values exist, indicating that randomly decreasing knowledge does not necessarily decrease recommendation accuracy. Among all

¹⁵The decreased ratio is 0.5 with results of other ratios in Appendix A.

the models, KGAT performs the worst in KG utilization, with KGER being -0.026 on average. Similarly as in false knowledge experiment, we can observe that for most models (except for RippleNet and KGIN), $|KGER|$ tends to be lower in the *densest* dataset ML-1M than in the other datasets. The green bars in Figure 3 present the mean $|KGER|$ in different datasets, where in ML-1M it is the least. Overall, we provide the core answer to RQ3:

Answer to RQ3: With more knowledge in a KG randomly decreased, the recommendation accuracy of a KG-based RS does not necessarily decrease.

With the answers to RQ2,3, we can conclude that neither false nor less knowledge in a KG necessarily decreases recommendation accuracy of a KG-based RS.

4.5 Investigation under the Cold-start Setting

An important reason to use KGs in RSs is that they may help improve recommendation accuracy for cold-start users with additional information. We explore the role of KGs under the cold-start setting.

Following the experiment settings of [4, 10, 56], we consider users with interactions fewer than a threshold T as cold-start users. In particular, we first randomly select 10% of users who have interacted with more than 25 items. Then, for each user, we choose $T : T = \{1, 3, 5\}$ of his/her interacted items to put in the training set and put the rest into the test set. In so doing, these sampled users can be considered as cold-start users. Then we use random distortion (as in false knowledge experiment) and random deletion (as in decreasing knowledge experiment) to study how MRR of cold-start users varies.

Regarding false knowledge, the results are presented in Figure 6-8. We choose $T = 3$ to analyze the results as they show similar trend when T ranges from 1 to 5. Surprisingly, MRR of most of the models does not necessarily decrease with more knowledge randomly distorted. Rather, it fluctuates and sometimes even increases with more facts distorted. For instance, the highest MRR values of KGIN (with ML-1M), CFKG (BX), KGAT (Last.FM) are all not obtained with the original KG but a distorted one. And with BX, MRR of RippleNet even increases by 7.3% when all its facts are distorted. Among all the datasets: 1) in Last.FM, MRR values generally fluctuate the most sharply. This may be due to the fact that Last.FM has the least number of interactions and accordingly RSs' performance with it is not stable enough for cold-start users. 2) Contrarily, in Amazon-Books, MRR values of quite a few models (RippleNet, KGIN, KGAT and CFKG) show a relatively more obvious downtrend (e.g., CFKG's decreases by 25%). This implies that they do utilize the KG of Amazon-Books more efficiently than that of the other datasets for cold-start users. 3) In BX, however, MRR values of most models appear to be the least related to distortion degree, with an average change of only 1.7% (a similar trend is also observed for random knowledge deletion in BX in Figure 10). This implies that the KG of BX is exploited the least for cold-start users.

Regarding decreasing knowledge, the results are presented in Figure 9-11. Across all the four datasets, the results (trend of the change in MRR with decreasing ratio) are very similar to those in Figure 6-8 where knowledge is randomly distorted. Generally, MRR values do not necessarily decrease with more fact decreased. They fluctuate the most sharply in Last.FM and the least in BX, while showing a relatively more obvious downtrend in Amazon-Books.

We further present KGER values of different models in different datasets and settings (F/D) in Table 6 (including all the columns labeled cold-start). The negative KGER values are highlighted with underline. We can observe that there are multiple negative values, meaning that KGs do not necessarily improve recommendation accuracy for cold-start users, which is also observed for

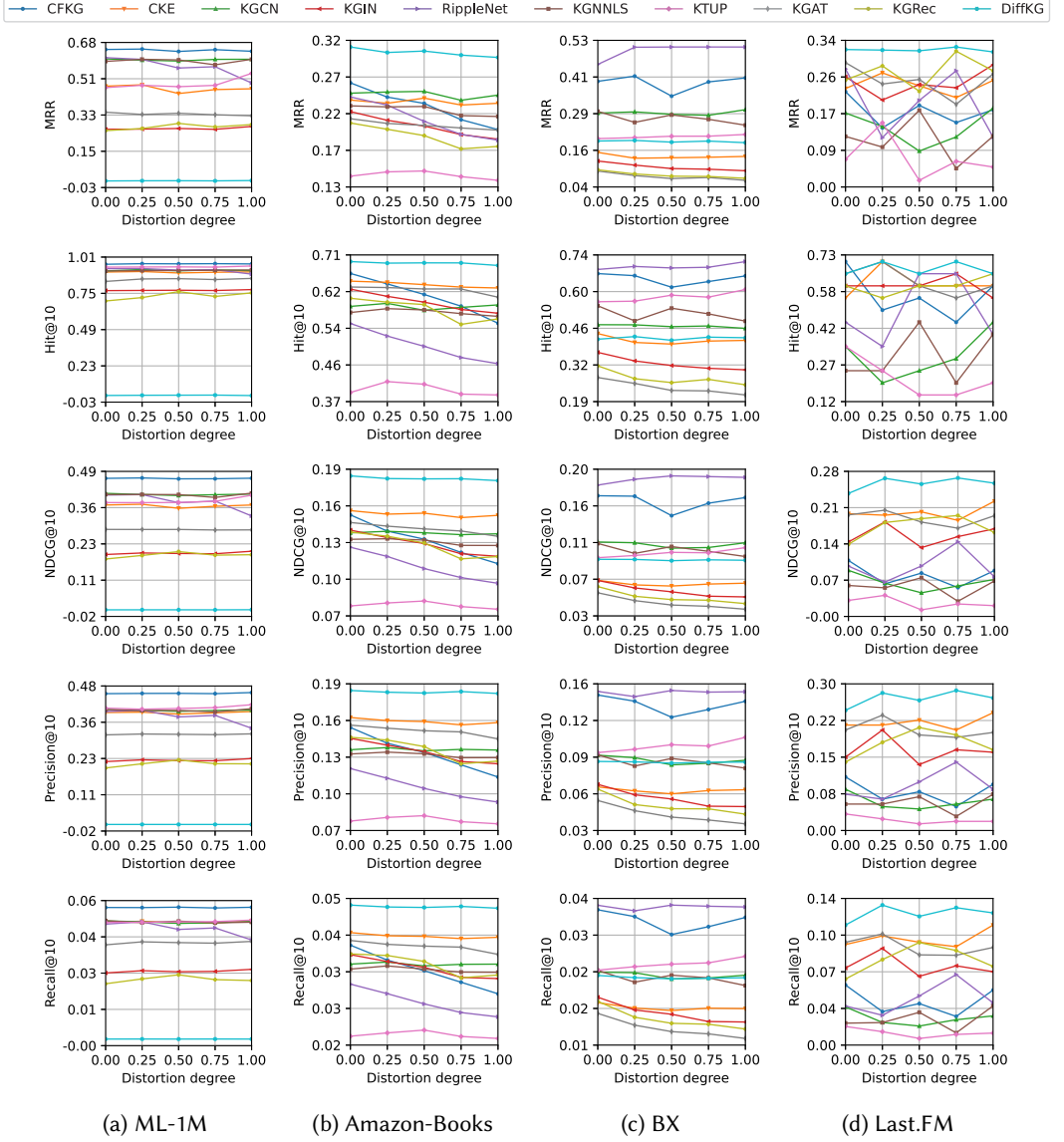


Fig. 6. The results of cold-start experiment with false knowledge, $T=1$. Horizontal axis denotes distortion degree.

normal users (left side of Table 6). The overall range of KGER is much larger (-1.89 to 0.882) than that for normal users, however. And given a dataset, model and setting, often $|KGER|$ for cold-start users is larger than that for normal users. These indicate that KGs do have more influence on cold-start users, which may not necessarily be positive though. Overall, we provide the core answer to RQ4:

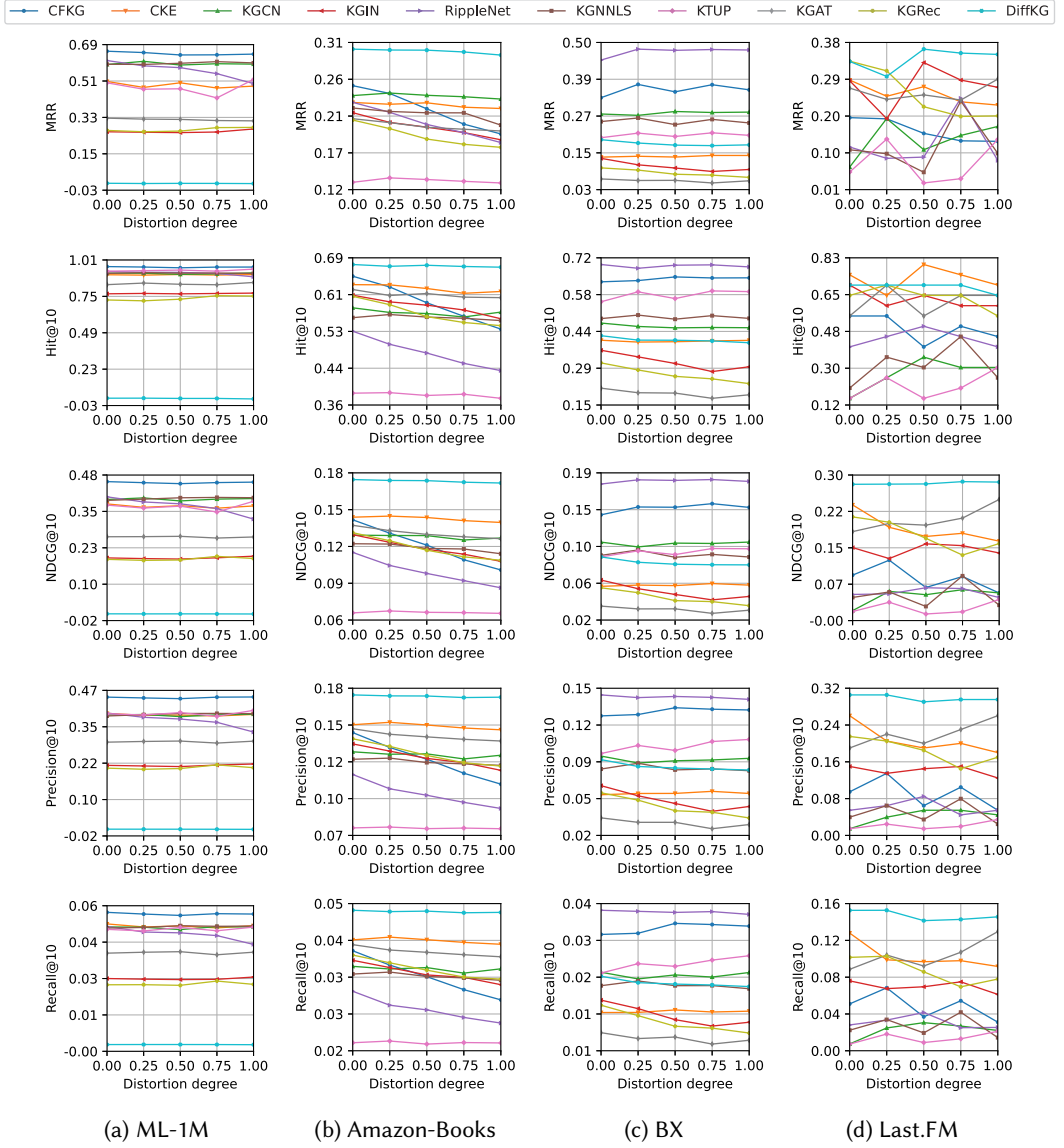


Fig. 7. The results of cold-start experiment with false knowledge, $T=3$. Horizontal axis denotes distortion degree.

Answer to RQ4: With more knowledge randomly distorted or deleted, recommendation accuracy of a KG-based RS for cold-start users does not necessarily decrease.

4.6 Comparison between Authenticity and Amount of Knowledge

The previous experimental results show either randomly distorted or decreased knowledge of a KG has a limited effect on the recommendation accuracy of a KG-based RS. Here, we analyze which

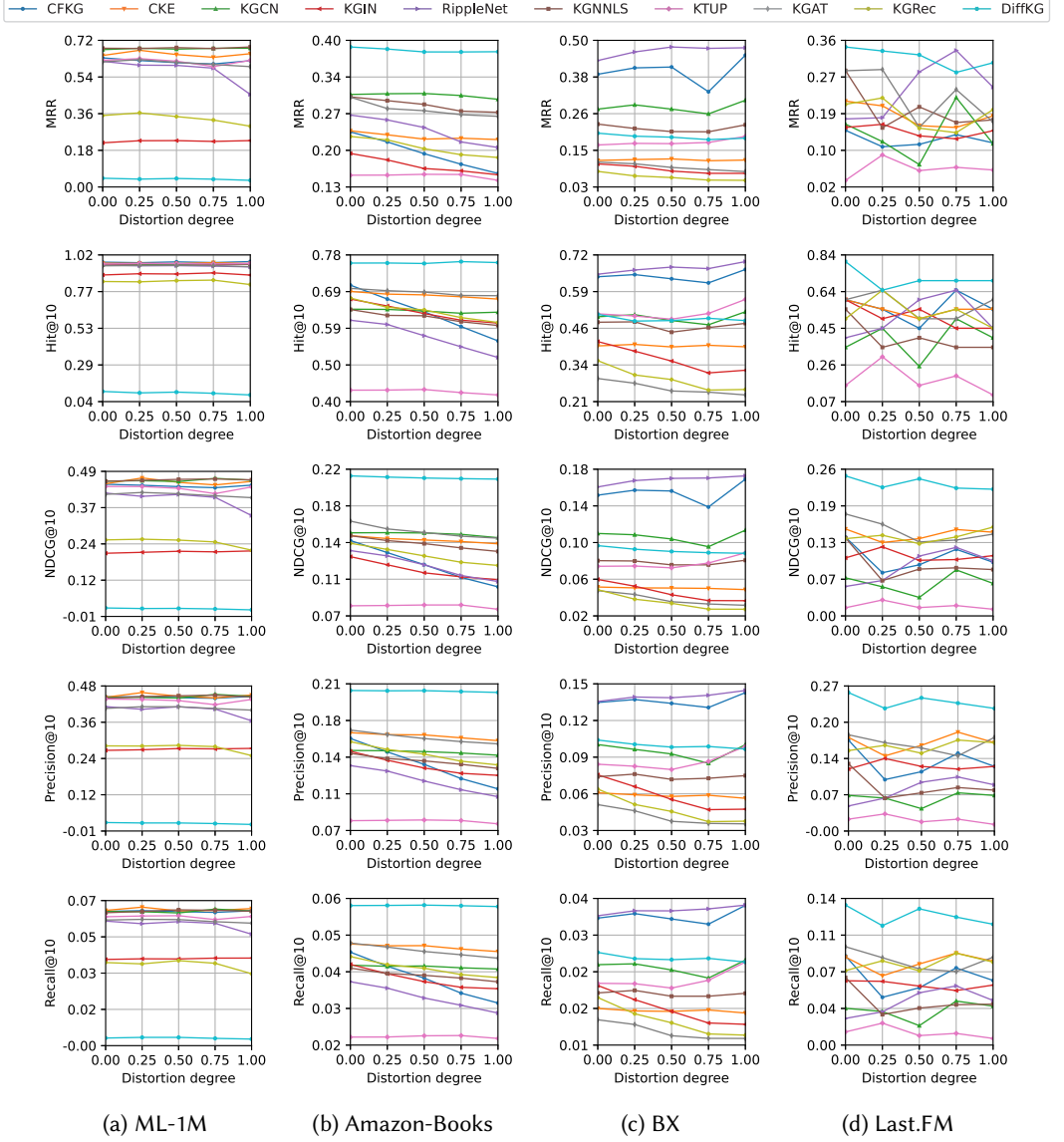


Fig. 8. The results of cold-start experiment with false knowledge, $T=5$. Horizontal axis denotes distortion degree.

of authenticity and amount of knowledge influences more, to answer RQ5. Given a same ratio of facts, we compare $KGER$ values under random distortion and that under random decrease. To be consistent with the results in the previous sections, we still choose the distortion/decrease ratio to be 0.5 and $T = 3$ for cold-start setting.

The results are presented in Figure 12. Observe that for normal users, $|KGER|$ under random distortion is 0.079 higher than that under random decrease. However, for cold-start users, $|KGER|$

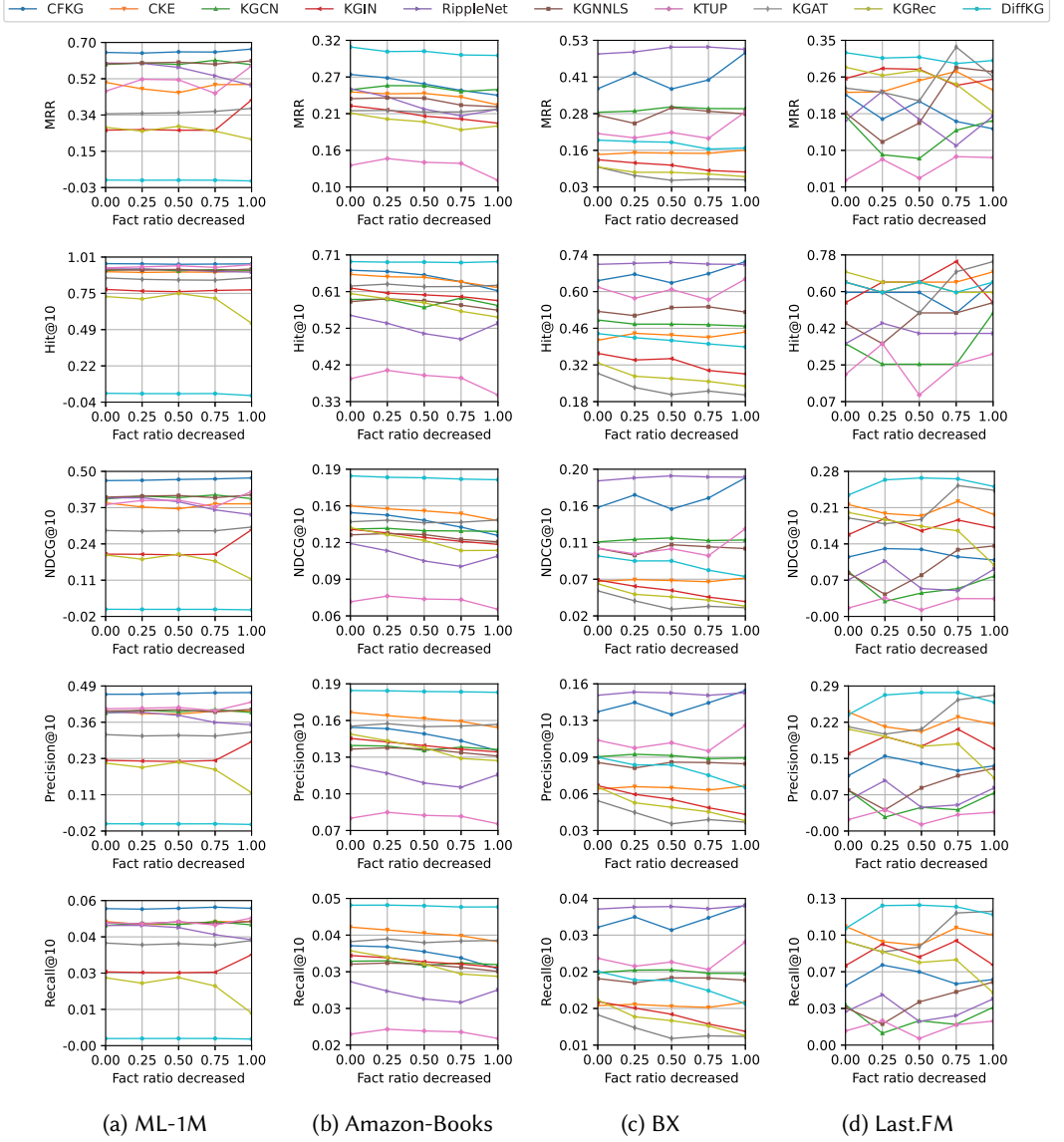


Fig. 9. The results of cold-start experiment with decreased knowledge, $T=1$. Horizontal axis denotes decreased fact ratio.

under random decrease is 0.021 higher than that under random distortion. We conjecture the reason may be that after random distortion, some facts may still be meaningful and helpful by accident and the learning model can capture them, while after random deletion, the affected facts turn useless. For normal settings, RSs are able to find useful knowledge after random distortion as there are sufficient number of interactions, while for cold-start settings, RSs are more likely to be tricked by false knowledge. Overall, we provide the core answer to RQ5:

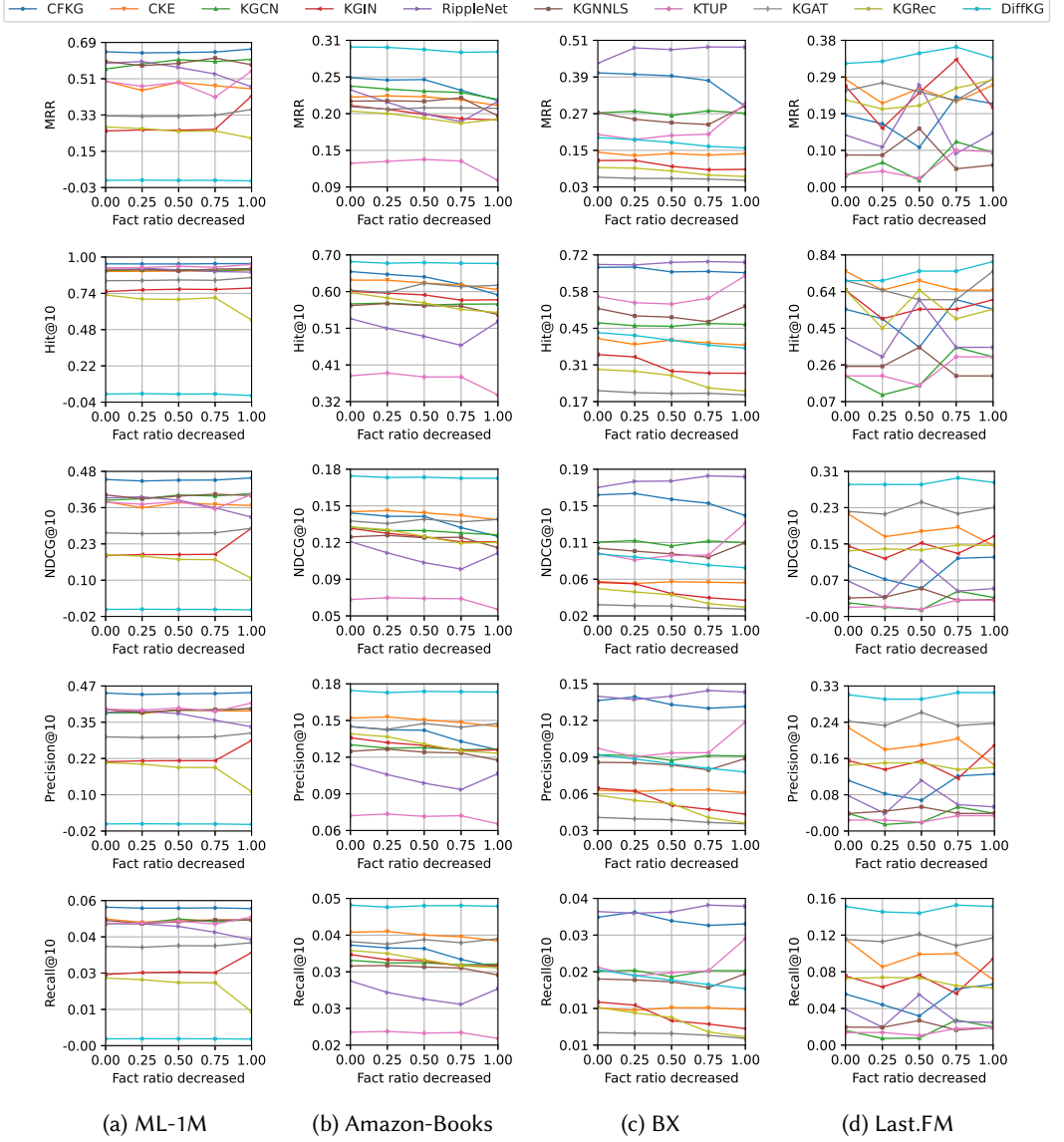


Fig. 10. The results of cold-start experiment with decreased knowledge, $T=3$. Horizontal axis denotes decreased fact ratio.

Answer to RQ5: For normal users, knowledge authenticity has a slightly stronger influence on KG utilization efficiency of KG-based RSs. For cold-start users, knowledge amount has a slightly stronger influence.

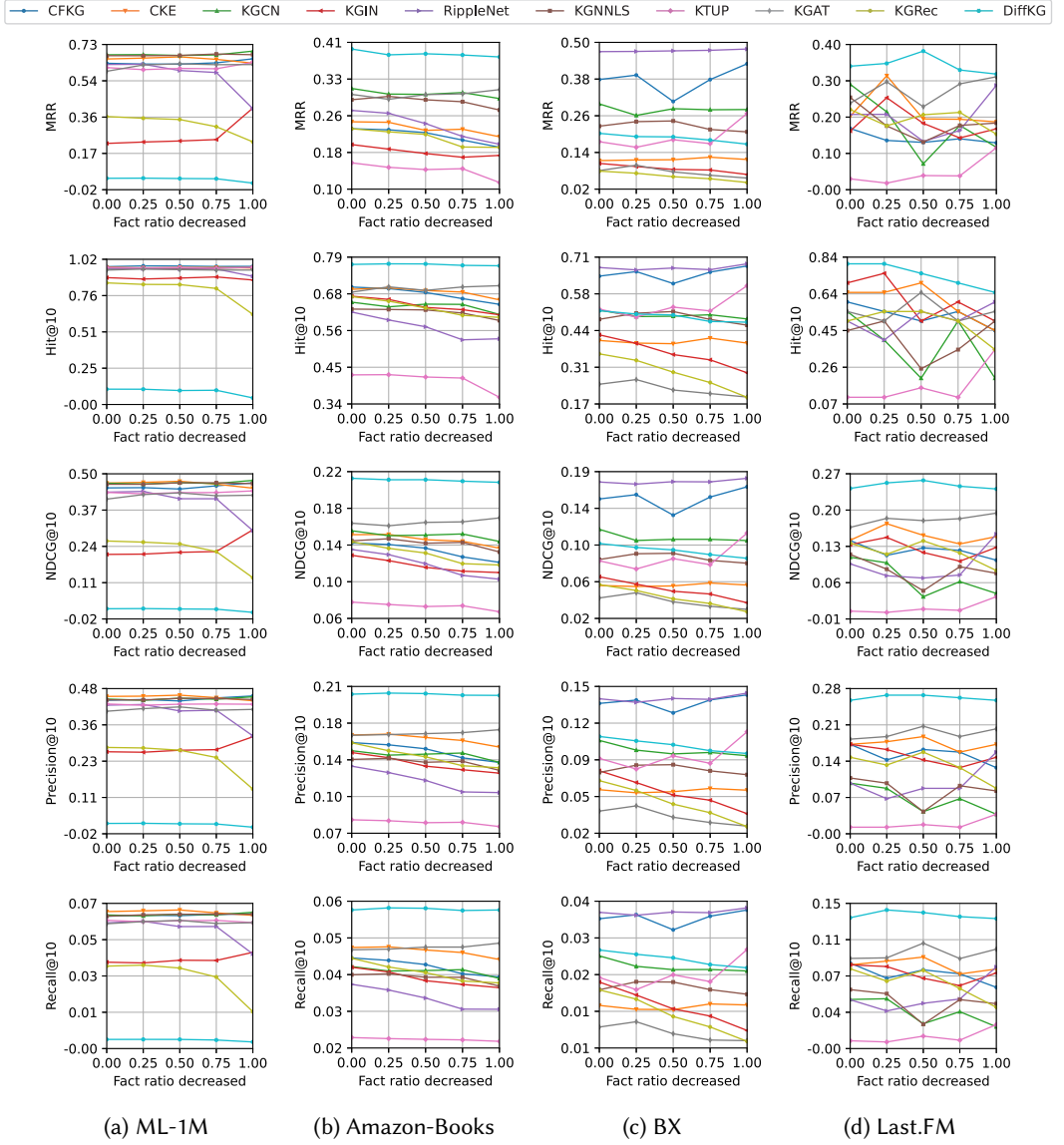


Fig. 11. The results of cold-start experiment with decreased knowledge, $T=5$. Horizontal axis denotes decreased fact ratio.

5 Discussion and Insights

Among all the tested KG-based RSs, RippleNet and KGRc usually present a positive KGER across datasets and also relatively higher KGER for cold-start users. Both of them use attention mechanism to explore potential recommendation paths and filter useless or incorrect facts in KGs, assigning higher weights to neighboring relations and entities that might interest users, thus generating more efficient and interpretable recommendation paths. This may explain their high utilization efficiency of KGs, and it also enlightens us to find ways to distinguish knowledge in a KG and

Table 6. KGER under false knowledge (F) and decreased knowledge (D), for normal and cold-start users, F/D ratio is 0.5, $T = 3$.

	Normal								Cold-Start							
	ML-1M		Amazon-Books		BX		Last.FM		ML-1M		Amazon-Books		BX		Last.FM	
	F	D	F	D	F	D	F	D	F	D	F	D	F	D	F	D
CFKG	0.002	-0.002	0.156	0.026	-0.016	0.006	0.118	0.027	0.056	0.012	0.236	0.022	-0.116	0.048	0.410	0.882
CKE	0.002	0.006	0.014	0.005	-0.008	-0.004	0.046	0.007	0.026	0.020	0.004	-0.006	-0.004	0.054	0.116	0.172
KGCN	0.003	-0.007	-0.002	0.011	0.000	0.025	0.114	0.047	0.008	-0.166	-0.004	0.062	-0.060	0.062	-1.280	0.744
KGIN	0.017	0.002	0.060	0.018	0.136	0.077	0.122	-0.051	0.032	-0.030	0.172	0.122	0.482	0.330	-0.320	0.128
RippleNet	0.012	0.014	0.106	0.056	0.036	-0.013	0.010	0.008	0.114	0.072	0.246	0.300	-0.140	-0.206	0.428	-1.890
KGNLS	0.002	-0.002	0.020	0.015	0.040	-0.006	0.064	-0.003	-0.016	0.032	0.056	0.002	0.080	0.242	1.012	-1.588
KTUP	0.008	-0.006	0.010	0.013	0.004	-0.013	-0.012	-0.008	0.116	0.022	-0.056	-0.090	-0.040	0.034	0.988	0.556
KGAT	-0.005	-0.006	0.068	0.009	0.084	-0.053	0.058	-0.003	0.166	0.004	0.106	0.014	0.142	0.130	0.128	0.016
KGRec	-0.020	0.080	0.096	0.080	0.079	0.140	0.128	0.139	0.097	0.159	0.213	0.102	0.286	0.241	0.292	0.131
DiffKG	-0.008	-0.024	-0.004	-0.005	0.112	0.040	0.049	-0.004	0.129	0.051	0.009	0.025	0.185	0.167	-0.185	-0.163

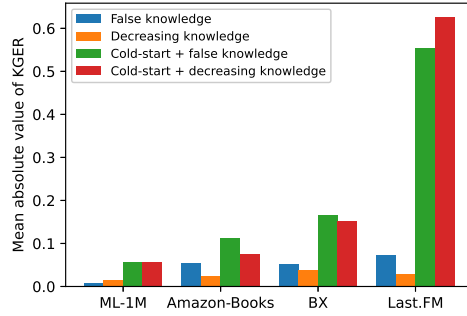


Fig. 12. Comparison of mean absolute values of KGER across datasets and experiment settings.

strengthen the parts which have a stronger connection to user preferences. CFKG combines KGs and user-item interactions to create a new graph and generate recommendation results based on it. This may result in low KGER if the KG is much smaller than the user-item interaction graph, which is often the case. We thus suggest to treat the KG and user-item interactions separately instead of simply combining them together. KGCN treats the KG as an undirected graph, which is unreasonable and may lead to the loss of useful knowledge. For example, *<Dunkirk, belongs_to, Historical Film>* is completely different from *<Historical Film, belongs_to, Dunkirk>* which is incorrect. We suggest to treat the KG as a directed graph and make full use of edge directions.

Our proposed framework and KGER metric can be generalized to analyze how much other types of (structured) side information (e.g., social network) are exploited in supporting a system's decision performance. Moreover, our findings may also be of great significance for privacy protection in the domain of RSs. For example, we may randomly add fake content to a KG to "hide" the real knowledge.

6 Conclusion

In this paper, we propose a novel evaluation framework KG4RECEVAL to quantitatively assess whether (and how much) KGs improve the recommendation accuracy of KG-based RSs. We propose a novel metric KGER to measure KG utilization efficiency in KG-based RSs. And we design

a series of experiments to systematically investigate the role of KGs, namely, how knowledge existence, authenticity, and amount influence recommendation accuracy for both normal and cold-start users. The extensive experiments on four real-world datasets and 10 widely recognized KG-based RSs present that, counter-intuitively, whether for normal or cold-start users, the decrease of authentic knowledge in a KG does not necessarily decrease recommendation accuracy of the KG-based RSs. And how KGs influence recommendation accuracy varies depending on datasets and KG-based RSs. Relatively speaking, KGs tend to have more influence (not necessarily positive) on recommendation accuracy for cold-start users, or sparser datasets. Moreover, while for normal users, knowledge authenticity has a slightly stronger influence on KG utilization efficiency of KG-based RSs, for cold-start users, knowledge amount has a slightly stronger influence.

Acknowledgments

This work is supported by National Natural Science Foundation of China (NSFC) under grant 62106223 and Fundamental Research Funds for the Central Universities+226-2024-00048.

References

- [1] Gediminas Adomavicius and Alexander Tuzhilin. 2005. Toward the next generation of recommender systems: A survey of the state-of-the-art and possible extensions. *IEEE transactions on knowledge and data engineering* 17, 6 (2005), 734–749.
- [2] Qingyao Ai, Vahid Azizi, Xu Chen, and Yongfeng Zhang. 2018. Learning heterogeneous knowledge base embeddings for explainable recommendation. *Algorithms* 11, 9 (2018), 137.
- [3] James Bergstra, Daniel Yamins, and David Cox. 2013. Making a science of model search: Hyperparameter optimization in hundreds of dimensions for vision architectures. In *International conference on machine learning*. PMLR, 115–123.
- [4] Jesús Bobadilla, Fernando Ortega, Antonio Hernando, and Jesús Bernal. 2012. A collaborative filtering approach to mitigate the new user cold start problem. *Knowledge-based systems* 26 (2012), 225–238.
- [5] Jesús Bobadilla, Francisco Serradilla, and Jesus Bernal. 2010. A new collaborative filtering metric that improves the behavior of recommender systems. *Knowledge-Based Systems* 23, 6 (2010), 520–528.
- [6] Robin Burke. 2002. Hybrid recommender systems: Survey and experiments. *User modeling and user-adapted interaction* 12 (2002), 331–370.
- [7] Iván Cantador, Peter Brusilovsky, and Tsvi Kuflik. 2011. 2nd Workshop on Information Heterogeneity and Fusion in Recommender Systems (HetRec 2011). In *Proceedings of the 5th ACM conference on Recommender systems* (Chicago, IL, USA) (*RecSys 2011*). ACM, New York, NY, USA. <https://grouplens.org/datasets/hetrec-2011/>
- [8] Yixin Cao, Xiang Wang, Xiangnan He, Zikun Hu, and Tat-Seng Chua. 2019. Unifying knowledge graph learning and recommendation: Towards a better understanding of user preferences. In *The world wide web conference*. 151–161.
- [9] Giovanna Castellano, Anna Maria Fanelli, and Maria Alessandra Torsello. 2011. NEWER: A system for NEuro-fuzzy WEb Recommendation. *Applied Soft Computing* 11, 1 (2011), 793–806.
- [10] Chien Chin Chen, Yu-Hao Wan, Meng-Chieh Chung, and Yu-Chun Sun. 2013. An effective recommendation method for cold start new users using trust and distrust networks. *Information Sciences* 224 (2013), 19–36.
- [11] Yankai Chen, Menglin Yang, Yingxue Zhang, Mengchen Zhao, Ziqiao Meng, Jianye Hao, and Irwin King. 2022. Modeling scale-free graphs with hyperbolic geometry for knowledge-aware recommendation. In *Proceedings of the fifteenth ACM international conference on web search and data mining*. 94–102.
- [12] Mukund Deshpande and George Karypis. 2004. Item-based top-n recommendation algorithms. *ACM Transactions on Information Systems (TOIS)* 22, 1 (2004), 143–177.
- [13] Yuntao Du, Xinjun Zhu, Lu Chen, Baihua Zheng, and Yunjun Gao. 2022. HAKG: Hierarchy-aware knowledge gated network for recommendation. In *Proceedings of the 45th international ACM SIGIR conference on Research and development in Information Retrieval*. 1390–1400.
- [14] Lisa Ehrlinger and Wolfram Wöb. 2016. Towards a definition of knowledge graphs. *SEMANTiCS (Posters, Demos, SuCCESS)* 48, 1-4 (2016), 2.
- [15] Antonia Ettorre, Anna Bobasheva, Franck Michel, and Catherine Faron. 2022. Stunning Doodle: a Tool for Joint Visualization and Analysis of Knowledge Graphs and Graph Embeddings. In *European Semantic Web Conference*. Springer, 370–386.
- [16] Lukas Faber, Yifan Lu, and Roger Wattenhofer. 2021. Should graph neural networks use features, edges, or both? *arXiv preprint arXiv:2103.06857* (2021).
- [17] Yang Gao, Yi-Fan Li, Yu Lin, Hang Gao, and Latifur Khan. 2020. Deep learning on knowledge graph for recommender system: A survey. *arXiv preprint arXiv:2004.00387* (2020).
- [18] Qingyu Guo, Fuzhen Zhuang, Chuan Qin, Hengshu Zhu, Xing Xie, Hui Xiong, and Qing He. 2020. A survey on knowledge graph-based recommender systems. *IEEE Transactions on Knowledge and Data Engineering* 34, 8 (2020), 3549–3568.
- [19] F Maxwell Harper and Joseph A Konstan. 2015. The movielens datasets: History and context. <https://grouplens.org/datasets/movielens/>. *Acm transactions on interactive intelligent systems (tiis)* 5, 4 (2015), 1–19.
- [20] Binbin Hu, Chuan Shi, Wayne Xin Zhao, and Philip S Yu. 2018. Leveraging meta-path based context for top-n recommendation with a neural co-attention model. In *Proceedings of the 24th ACM SIGKDD international conference on knowledge discovery & data mining*. 1531–1540.
- [21] Kalervo Järvelin and Jaana Kekäläinen. 2002. Cumulated gain-based evaluation of IR techniques. *ACM Transactions on Information Systems (TOIS)* 20, 4 (2002), 422–446.
- [22] Umair Javed, Kamran Shaukat, Ibrahim A Hameed, Farhat Iqbal, Talha Mahboob Alam, and Suhuai Luo. 2021. A review of content-based and context-based recommendation systems. *International Journal of Emerging Technologies in Learning (iJET)* 16, 3 (2021), 274–306.
- [23] Yangqin Jiang, Yuhao Yang, Lianghao Xia, and Chao Huang. 2024. Diffkg: Knowledge graph diffusion model for recommendation. In *Proceedings of the 17th ACM International Conference on Web Search and Data Mining*. 313–321.

- [24] Yehuda Koren. 2008. Factorization meets the neighborhood: a multifaceted collaborative filtering model. In *Proceedings of the 14th ACM SIGKDD international conference on Knowledge discovery and data mining*. 426–434.
- [25] Xinhang Li, Zhaopeng Qiu, Xiangyu Zhao, Zihao Wang, Yong Zhang, Chunxiao Xing, and Xian Wu. 2022. Gromov-wasserstein guided representation learning for cross-domain recommendation. In *Proceedings of the 31st ACM International Conference on Information & Knowledge Management*. 1199–1208.
- [26] Huizhi Liang and Thanet Markchom. 2022. TNE: A general time-aware network representation learning framework for temporal applications. *Knowledge-Based Systems* 240 (2022), 108050.
- [27] Pasquale Lops, Dietmar Jannach, Cataldo Musto, Toine Bogers, and Marijn Koolen. 2019. Trends in content-based recommendation: Preface to the special issue on Recommender systems based on rich item descriptions. *User Modeling and User-Adapted Interaction* 29 (2019), 239–249.
- [28] Qingsong Lv, Ming Ding, Qiang Liu, Yuxiang Chen, Wenzheng Feng, Siming He, Chang Zhou, Jianguo Jiang, Yuxiao Dong, and Jie Tang. 2021. Are we really making much progress? revisiting, benchmarking and refining heterogeneous graph neural networks. In *Proceedings of the 27th ACM SIGKDD conference on knowledge discovery & data mining*. 1150–1160.
- [29] Weizhi Ma, Min Zhang, Yue Cao, Woojeong Jin, Chenyang Wang, Yiqun Liu, Shaoping Ma, and Xiang Ren. 2019. Jointly learning explainable rules for recommendation with knowledge graph. In *The world wide web conference*. 1210–1221.
- [30] Nour Nassar, Assef Jafar, and Yasser Rahhal. 2020. A novel deep multi-criteria collaborative filtering model for recommendation system. *Knowledge-Based Systems* 187 (2020), 104811.
- [31] Jianmo Ni, Jiacheng Li, and Julian McAuley. 2019. Justifying recommendations using distantly-labeled reviews and fine-grained aspects. https://cseweb.ucsd.edu/~jmcauley/datasets/amazon_v2/. In *Proceedings of the 2019 conference on empirical methods in natural language processing and the 9th international joint conference on natural language processing (EMNLP-IJCNLP)*. 188–197.
- [32] Paloma Ochi, Shailendra Rao, Leila Takayama, and Clifford Nass. 2010. Predictors of user perceptions of web recommender systems: How the basis for generating experience and search product recommendations affects user responses. *International Journal of Human-Computer Studies* 68, 8 (2010), 472–482.
- [33] Zohreh Ovaisi, Shelby Heinecke, Jia Li, Yongfeng Zhang, Elena Zheleva, and Caiming Xiong. 2022. Rgrecsys: A toolkit for robustness evaluation of recommender systems. In *Proceedings of the Fifteenth ACM International Conference on Web Search and Data Mining*. 1597–1600.
- [34] Thamizhiniyan Pugazhenthi and Huizhi Liang. 2022. Improving Conversational Recommender Systems via Knowledge Graph-based Semantic Fusion with Historical Interaction Data. In *2022 IEEE International Conference on Big Data (Big Data)*. IEEE, 4303–4312.
- [35] Steffen Rendle, Christoph Freudenthaler, Zeno Gantner, and Lars Schmidt-Thieme. 2012. BPR: Bayesian personalized ranking from implicit feedback. *arXiv preprint arXiv:1205.2618* (2012).
- [36] Andrea Rossi, Donatella Firmani, Paolo Merialdo, and Tommaso Teofili. 2022. Explaining link prediction systems based on knowledge graph embeddings. In *Proceedings of the 2022 International Conference on Management of Data*. 2062–2075.
- [37] Deepjyoti Roy and Mala Dutta. 2022. A systematic review and research perspective on recommender systems. *Journal of Big Data* 9, 1 (2022), 59.
- [38] Xiaoyuan Su and Taghi M Khoshgoftaar. 2009. A survey of collaborative filtering techniques. *Advances in artificial intelligence* 2009 (2009).
- [39] Ellen M Voorhees et al. 1999. The trec-8 question answering track report.. In *Trec*, Vol. 99. 77–82.
- [40] Chao Wang, Hengshu Zhu, Chen Zhu, Chuan Qin, and Hui Xiong. 2020. Setrank: A setwise bayesian approach for collaborative ranking from implicit feedback. In *Proceedings of the aaai conference on artificial intelligence*, Vol. 34. 6127–6136.
- [41] Hao Wang, Yao Xu, Cheng Yang, Chuan Shi, Xin Li, Ning Guo, and Zhiyuan Liu. 2023. Knowledge-adaptive contrastive learning for recommendation. In *Proceedings of the sixteenth ACM international conference on web search and data mining*. 535–543.
- [42] Hongwei Wang, Fuzheng Zhang, Jialin Wang, Miao Zhao, Wenjie Li, Xing Xie, and Minyi Guo. 2018. Ripplenet: Propagating user preferences on the knowledge graph for recommender systems. In *Proceedings of the 27th ACM international conference on information and knowledge management*. 417–426.
- [43] Hongwei Wang, Fuzheng Zhang, Mengdi Zhang, Jure Leskovec, Miao Zhao, Wenjie Li, and Zhongyuan Wang. 2019. Knowledge-aware graph neural networks with label smoothness regularization for recommender systems. In *Proceedings of the 25th ACM SIGKDD international conference on knowledge discovery & data mining*. 968–977.
- [44] Hongwei Wang, Miao Zhao, Xing Xie, Wenjie Li, and Minyi Guo. 2019. Knowledge graph convolutional networks for recommender systems. In *The world wide web conference*. 3307–3313.

- [45] Xiang Wang, Xiangnan He, Yixin Cao, Meng Liu, and Tat-Seng Chua. 2019. Kgat: Knowledge graph attention network for recommendation. In *Proceedings of the 25th ACM SIGKDD international conference on knowledge discovery & data mining*. 950–958.
- [46] Xiang Wang, Tinglin Huang, Dingxian Wang, Yancheng Yuan, Zhengguang Liu, Xiangnan He, and Tat-Seng Chua. 2021. Learning intents behind interactions with knowledge graph for recommendation. In *Proceedings of the web conference 2021*. 878–887.
- [47] Xiang Wang, Tinglin Huang, Dingxian Wang, Yancheng Yuan, Zhengguang Liu, Xiangnan He, and Tat-Seng Chua. 2021. Learning intents behind interactions with knowledge graph for recommendation. In *Proceedings of the Web Conference 2021*. 878–887.
- [48] Yu Wang, Zhiwei Liu, Ziwei Fan, Lichao Sun, and Philip S Yu. 2021. Dskreg: Differentiable sampling on knowledge graph for recommendation with relational gnn. In *Proceedings of the 30th ACM International Conference on Information & Knowledge Management*. 3513–3517.
- [49] Zih-Wun Wu, Chiao-Ting Chen, and Szu-Hao Huang. 2022. Poisoning attacks against knowledge graph-based recommendation systems using deep reinforcement learning. *Neural Computing and Applications* (2022), 1–19.
- [50] Lanling Xu, Zhen Tian, Gaowei Zhang, Lei Wang, Junjie Zhang, Bowen Zheng, Yifan Li, Yupeng Hou, Xingyu Pan, Yushuo Chen, Wayne Xin Zhao, Xu Chen, and Ji-Rong Wen. 2022. Recent Advances in RecBole: Extensions with more Practical Considerations.
- [51] Yuhao Yang, Chao Huang, Lianghao Xia, and Chunzhen Huang. 2023. Knowledge graph self-supervised rationalization for recommendation. In *Proceedings of the 29th ACM SIGKDD conference on knowledge discovery and data mining*. 3046–3056.
- [52] Yuhao Yang, Chao Huang, Lianghao Xia, and Chenliang Li. 2022. Knowledge graph contrastive learning for recommendation. In *Proceedings of the 45th International ACM SIGIR Conference on Research and Development in Information Retrieval*. 1434–1443.
- [53] Xiao Yu, Xiang Ren, Yizhou Sun, Bradley Sturt, Urvashi Khandelwal, Quanquan Gu, Brandon Norick, and Jiawei Han. 2013. Recommendation in heterogeneous information networks with implicit user feedback. In *Proceedings of the 7th ACM conference on Recommender systems*. 347–350.
- [54] Fuzheng Zhang, Nicholas Jing Yuan, Defu Lian, Xing Xie, and Wei-Ying Ma. 2016. Collaborative knowledge base embedding for recommender systems. In *Proceedings of the 22nd ACM SIGKDD international conference on knowledge discovery and data mining*. 353–362.
- [55] Hengtong Zhang, Tianhang Zheng, Jing Gao, Chenglin Miao, Lu Su, Yaliang Li, and Kui Ren. 2019. Data poisoning attack against knowledge graph embedding. *arXiv preprint arXiv:1904.12052* (2019).
- [56] Zhipeng Zhang, Mianxiong Dong, Kaoru Ota, and Yasuo Kudo. 2020. Alleviating new user cold-start in user-based collaborative filtering via bipartite network. *IEEE Transactions on Computational Social Systems* 7, 3 (2020), 672–685.
- [57] Wayne Xin Zhao, Gaole He, Kunlin Yang, Hong-Jian Dou, Jin Huang, Siqi Ouyang, and Ji-Rong Wen. 2019. KB4Rec: A Data Set for Linking Knowledge Bases with Recommender Systems. *Data Intelligence* 1, 2 (2019), 121–136. https://doi.org/10.1162/dint_a_00008
- [58] Wayne Xin Zhao, Yupeng Hou, Xingyu Pan, Chen Yang, Zeyu Zhang, Zihan Lin, Jingsen Zhang, Shuqing Bian, Jiakai Tang, Wenqi Sun, et al. 2022. RecBole 2.0: Towards a More Up-to-Date Recommendation Library. In *Proceedings of the 31st ACM International Conference on Information & Knowledge Management*. 4722–4726.
- [59] Wayne Xin Zhao, Shanlei Mu, Yupeng Hou, Zihan Lin, Yushuo Chen, Xingyu Pan, Kaiyuan Li, Yujie Lu, Hui Wang, Changxin Tian, Yingqian Min, Zhichao Feng, Xinyan Fan, Xu Chen, Pengfei Wang, Wendi Ji, Yaliang Li, Xiaoling Wang, and Ji-Rong Wen. 2021. RecBole: Towards a Unified, Comprehensive and Efficient Framework for Recommendation Algorithms. In *CIKM*. ACM, 4653–4664.
- [60] Cai-Nicolas Ziegler. 2004. *Book-Crossing Dataset*. <http://www2.informatik.uni-freiburg.de/~cziegler/BX/>

Appendix

A Additional Results of KGER

Additional experimental results of KGER are presented in Table A1-A14.

Table A1. Under the normal settings, comparison of KGER under false knowledge and decreased knowledge, distortion (F) / decreased (D) ratio is 0.25.

	ML-1M		Amazon-Books		BX		Last.FM	
	F	D	F	D	F	D	F	D
CFKG	-0.002	0.007	0.149	0.021	-0.007	0.009	0.136	0.002
CKE	0.001	-0.002	0.005	0.005	-0.055	0.089	0.027	0.044
KGCN	0.014	0.004	-0.020	0.038	-0.028	0.003	0.175	0.227
KGIN	0.021	-0.010	0.068	0.016	0.181	0.081	0.209	0.037
RippleNet	0.000	0.000	0.122	0.077	0.025	-0.004	0.004	0.028
KGNNLS	-0.001	-0.017	-0.010	-0.001	0.065	0.045	0.021	0.024
KTUP	0.003	-0.015	-0.012	0.003	0.049	-0.019	-0.059	0.004
KGAT	-0.011	0.005	0.074	-0.001	0.157	-0.115	0.104	-0.024
KGRec	0.026	0.004	0.187	0.113	0.104	0.225	0.280	0.109
DiffKG	-0.023	-0.063	0.029	0.008	0.140	0.041	0.085	-0.012

Table A2. Under the normal settings, comparison of KGER under false knowledge and decreased knowledge, distortion (F) / decreased (D) ratio is 0.75.

	ML-1M		Amazon-Books		BX		Last.FM	
	F	D	F	D	F	D	F	D
CFKG	0.002	0.001	0.140	0.031	0.006	-0.004	0.093	0.008
CKE	-0.003	0.004	0.009	0.007	0.009	0.006	0.002	0.012
KGCN	-0.001	-0.002	-0.013	0.010	0.038	0.036	0.045	0.042
KGIN	0.018	0.010	0.060	0.021	0.126	0.082	0.094	-0.045
RippleNet	0.007	0.021	0.077	0.030	0.055	-0.010	-0.010	0.019
KGNNLS	0.004	-0.005	0.012	0.012	0.051	0.015	0.011	0.013
KTUP	0.011	0.005	0.004	0.003	0.011	-0.004	0.002	-0.012
KGAT	0.004	-0.001	0.071	0.001	0.078	0.034	0.031	-0.010
KGRec	-0.022	0.092	0.050	0.077	0.104	0.167	0.082	0.183
DiffKG	0.000	-0.009	0.014	-0.002	0.096	0.042	0.016	0.010

Table A3. Under the normal settings, comparison of KGER under false knowledge and decreased knowledge, distortion (F) / decreased (D) ratio is 1.0.

	ML-1M		Amazon-Books		BX		Last.FM	
	F	D	F	D	F	D	F	D
CFKG	0.002	0.000	0.130	0.042	-0.005	-0.005	0.068	0.023
CKE	0.002	0.004	0.011	0.014	0.002	0.014	0.009	0.009
KGCN	0.001	-0.006	-0.000	0.006	0.010	0.057	0.045	0.035
KGIN	0.033	0.129	0.054	0.017	0.102	0.088	0.070	-0.060
RippleNet	0.016	0.063	0.077	0.034	0.056	-0.005	0.010	-0.026
KGNNLS	0.001	-0.006	0.007	0.016	0.038	0.019	0.017	0.016
KTUP	0.002	-0.000	0.001	-0.009	-0.002	0.009	0.010	-0.042
KGAT	0.009	-0.001	0.048	-0.001	0.054	0.030	0.043	-0.020
KGRec	0.044	0.462	0.039	0.085	0.068	0.242	0.114	0.194
DiffKG	-0.004	-0.015	0.007	0.005	0.077	0.052	0.025	0.008

Table A4. Under the cold-start settings, comparison of KGER under false knowledge and decreased knowledge, distortion (F) / decreased (D) ratio is 0.25, T=1.

	ML-1M		Amazon-Books		BX		Last.FM	
	F	D	F	D	F	D	F	D
CFKG	-0.013	0.021	0.282	0.079	-0.174	-0.568	1.503	0.995
CKE	-0.057	0.262	0.069	0.047	0.486	-0.178	-0.629	-0.022
KGCN	0.040	-0.052	-0.025	-0.100	-0.058	-0.058	0.715	2.016
KGIN	-0.015	-0.043	0.200	0.112	0.414	0.338	0.834	-0.355
RippleNet	0.055	0.010	0.174	0.201	-0.505	-0.057	2.308	-1.637
KGNNLS	-0.068	-0.031	0.022	-0.023	0.495	0.402	0.828	1.454
KTUP	-0.097	-0.525	-0.157	-0.305	-0.061	0.269	-5.074	-6.717
KGAT	0.125	-0.031	0.113	-0.008	0.617	1.123	0.682	0.161
KGRec	-0.167	0.271	0.155	0.167	0.542	0.703	-0.523	0.263
DiffKG	-0.516	0.435	0.092	0.088	-0.041	0.100	0.016	0.154

Table A5. Under the cold-start settings, comparison of KGER under false knowledge and decreased knowledge, distortion (F) / decreased (D) ratio is 0.5, T=1.

	ML-1M		Amazon-Books		BX		Last.FM	
	F	D	F	D	F	D	F	D
CFKG	0.030	-0.009	0.203	0.106	0.249	0.004	0.286	0.136
CKE	0.153	0.208	-0.021	0.018	0.224	-0.069	-0.054	-0.235
KGCN	0.035	-0.000	-0.019	-0.047	0.028	-0.127	1.014	1.105
KGIN	-0.031	0.004	0.166	0.140	0.383	0.289	0.139	-0.163
RippleNet	0.166	0.072	0.259	0.247	-0.256	-0.095	0.529	-0.041
KGNNLS	-0.024	-0.028	0.007	-0.007	0.080	-0.179	-1.012	0.253
KTUP	-0.019	-0.251	-0.095	-0.069	-0.077	-0.035	1.465	-0.348
KGAT	0.030	-0.028	0.080	0.018	0.514	0.879	0.268	0.241
KGRec	-0.281	-0.041	0.155	0.123	0.416	0.354	0.208	0.049
DiffKG	-0.335	0.089	0.034	0.041	0.038	0.074	0.018	0.064

Table A6. Under the cold-start settings, comparison of KGER under false knowledge and decreased knowledge, distortion (F) / decreased (D) ratio is 0.75, T=1.

	ML-1M		Amazon-Books		BX		Last.FM	
	F	D	F	D	F	D	F	D
CFKG	0.002	-0.004	0.243	0.118	0.006	-0.108	0.428	0.363
CKE	0.047	0.031	0.036	0.042	0.135	-0.037	0.121	-0.278
KGCN	0.005	-0.048	0.049	0.014	0.033	-0.058	0.425	0.249
KGIN	0.001	0.000	0.176	0.119	0.278	0.382	0.132	0.079
RippleNet	0.097	0.144	0.265	0.220	-0.171	-0.065	0.020	0.459
KGNNLS	0.038	0.003	0.072	0.055	0.119	-0.064	0.827	-0.756
KTUP	-0.031	0.031	0.006	-0.030	-0.052	0.099	0.098	-2.526
KGAT	0.049	-0.048	0.074	0.011	0.294	0.529	0.443	-0.524
KGRec	-0.096	0.091	0.212	0.158	0.290	0.310	-0.355	0.181
DiffKG	-0.090	0.100	0.045	0.051	0.038	0.208	-0.025	0.104

Table A7. Under the cold-start settings, comparison of KGER under false knowledge and decreased knowledge, distortion (F) / decreased (D) ratio is 1.0, T=1.

	ML-1M		Amazon-Books		BX		Last.FM	
	F	D	F	D	F	D	F	D
CFKG	0.013	-0.026	0.231	0.116	-0.028	-0.332	0.188	0.348
CKE	0.027	0.020	0.017	0.080	0.084	-0.107	-0.082	-0.022
KGCN	0.003	0.001	0.010	-0.001	-0.040	-0.042	-0.064	0.057
KGIN	-0.054	-0.589	0.159	0.118	0.247	0.328	-0.107	0.005
RippleNet	0.203	0.189	0.229	0.125	-0.128	-0.032	0.572	-0.066
KGNNLS	-0.017	-0.027	0.059	0.052	0.155	-0.015	-0.004	-0.515
KTUP	-0.150	-0.280	0.038	0.169	-0.067	-0.341	0.269	-1.820
KGAT	0.050	-0.080	0.068	-0.011	0.317	0.423	0.090	-0.111
KGRec	-0.118	0.220	0.144	0.091	0.278	0.320	-0.086	0.358
DiffKG	-0.310	0.610	0.044	0.041	0.028	0.138	0.017	0.056

Table A8. Under the cold-start settings, comparison of KGER under false knowledge and decreased knowledge, distortion (F) / decreased (D) ratio is 0.25, T=3.

	ML-1M		Amazon-Books		BX		Last.FM	
	F	D	F	D	F	D	F	D
CFKG	0.040	0.034	0.159	0.053	-0.527	0.047	0.062	0.472
CKE	0.232	0.371	0.040	-0.032	-0.083	0.312	0.568	0.890
KGCN	-0.106	-0.173	-0.055	0.074	0.063	-0.086	-7.153	-4.312
KGIN	0.037	-0.087	0.231	0.105	0.646	-0.012	1.340	1.647
RippleNet	0.171	-0.054	0.222	0.312	-0.315	-0.463	0.961	0.905
KGNNLS	0.005	0.139	0.080	-0.010	-0.185	0.321	0.353	0.016
KTUP	0.251	0.191	-0.178	-0.089	-0.300	0.333	-5.927	-0.882
KGAT	0.058	0.025	0.096	0.069	0.314	0.245	0.425	-0.337
KGRec	0.097	0.117	0.213	0.072	0.286	0.081	0.292	0.418
DiffKG	0.682	-0.785	0.015	0.007	0.226	0.144	0.453	0.067

Table A9. Under the cold-start settings, comparison of KGER under false knowledge and decreased knowledge, distortion (F) / decreased (D) ratio is 0.75, T=3.

	ML-1M		Amazon-Books		BX		Last.FM	
	F	D	F	D	F	D	F	D
CFKG	0.036	0.002	0.262	0.098	-0.172	0.084	0.404	-0.333
CKE	0.085	0.061	0.035	0.024	-0.054	0.086	0.254	0.277
KGCN	-0.009	-0.088	0.008	0.052	-0.024	-0.035	-1.553	-3.671
KGIN	0.006	-0.044	0.157	0.121	0.436	0.347	-0.007	-0.349
RippleNet	0.141	0.122	0.225	0.268	-0.102	-0.163	-1.377	0.465
KGNNLS	-0.029	-0.039	0.037	-0.030	-0.038	0.191	-1.463	0.557
KTUP	0.197	0.208	-0.013	-0.034	-0.107	-0.005	0.402	-2.325
KGAT	0.048	-0.017	0.086	0.010	0.274	0.131	0.150	0.132
KGRec	-0.069	0.096	0.200	0.118	0.317	0.350	0.554	-0.176
DiffKG	0.133	-0.063	0.016	0.035	0.134	0.200	-0.084	-0.176

Table A10. Under the cold-start settings, comparison of KGER under false knowledge and decreased knowledge, distortion (F) / decreased (D) ratio is 1.0, T=3.

	ML-1M		Amazon-Books		BX		Last.FM	
	F	D	F	D	F	D	F	D
CFKG	0.022	-0.021	0.246	0.133	-0.078	0.273	0.310	-0.156
CKE	0.045	0.076	0.034	0.056	-0.040	0.032	0.219	0.055
KGCN	-0.003	-0.086	0.019	0.082	-0.022	0.003	-1.497	-1.872
KGIN	-0.053	-0.693	0.161	0.101	0.278	0.249	0.058	0.214
RippleNet	0.186	0.200	0.224	0.072	-0.073	-0.122	0.285	-0.037
KGNNLS	-0.011	0.027	0.098	0.099	0.018	-0.082	0.081	0.305
KTUP	-0.033	-0.103	0.007	0.199	-0.039	-0.504	-1.470	-1.633
KGAT	0.041	-0.099	0.075	0.011	0.095	0.166	-0.085	-0.128
KGRec	-0.056	0.206	0.169	0.059	0.310	0.315	0.411	-0.227
DiffKG	0.221	0.556	0.025	0.024	0.088	0.178	-0.053	-0.044

Table A11. Under the cold-start settings, comparison of KGER under false knowledge and decreased knowledge, distortion (F) / decreased (D) ratio is 0.25, T=5.

	ML-1M		Amazon-Books		BX		Last.FM	
	F	D	F	D	F	D	F	D
CFKG	0.082	0.024	0.315	0.038	-0.209	-0.151	1.037	0.802
CKE	-0.158	-0.028	0.123	0.017	-0.092	-0.072	0.205	-2.265
KGCN	-0.040	-0.005	-0.018	0.148	-0.195	0.497	1.008	1.063
KGIN	-0.188	-0.130	0.246	0.189	0.289	0.376	-0.187	-2.336
RippleNet	0.121	-0.008	0.135	0.088	-0.252	-0.005	-0.066	-0.007
KGNNLS	0.007	-0.000	0.093	-0.095	0.240	-0.257	1.859	1.260
KTUP	-0.054	0.068	-0.005	0.231	-0.122	0.403	-7.636	1.866
KGAT	-0.072	-0.221	0.283	0.135	0.197	-0.826	-0.039	-1.011
KGRec	-0.148	0.096	0.111	0.111	0.710	0.336	-0.287	0.831
DiffKG	0.376	-0.076	0.039	0.122	0.190	0.206	0.108	-0.092

Table A12. Under the cold-start settings, comparison of KGER under false knowledge and decreased knowledge, distortion (F) / decreased (D) ratio is 0.5, T=5.

	ML-1M		Amazon-Books		BX		Last.FM	
	F	D	F	D	F	D	F	D
CFKG	0.074	0.014	0.344	0.070	-0.118	0.375	0.443	0.467
CKE	-0.014	-0.034	0.129	0.145	-0.082	-0.048	0.531	0.073
KGCN	-0.008	0.010	-0.012	0.078	-0.000	0.104	1.163	1.534
KGIN	-0.098	-0.115	0.286	0.187	0.437	0.363	0.254	-0.268
RippleNet	0.064	0.099	0.173	0.203	-0.199	-0.011	-1.257	0.734
KGNNLS	-0.009	-0.003	0.093	0.001	0.206	-0.148	0.589	0.986
KTUP	0.014	0.014	-0.021	0.173	-0.050	-0.073	-1.467	-0.733
KGAT	0.008	-0.130	0.168	0.003	0.308	0.103	0.921	0.084
KGRec	0.029	0.085	0.200	0.101	0.485	0.441	0.535	0.133
DiffKG	0.057	0.059	0.047	0.050	0.126	0.112	0.107	-0.248

Table A13. Under the cold-start settings, comparison of KGER under false knowledge and decreased knowledge, distortion (F) / decreased (D) ratio is 0.75, T=5.

	ML-1M		Amazon-Books		BX		Last.FM	
	F	D	F	D	F	D	F	D
CFKG	0.063	-0.005	0.340	0.135	0.190	0.000	0.090	0.230
CKE	0.018	0.004	0.077	0.084	0.012	-0.126	0.380	0.055
KGCN	-0.013	0.001	0.009	0.036	0.072	0.084	-0.511	0.529
KGIN	-0.042	-0.120	0.221	0.177	0.382	0.266	0.230	0.162
RippleNet	0.072	0.088	0.249	0.267	-0.119	-0.012	-1.224	0.290
KGNNLS	0.003	-0.017	0.118	0.019	0.141	0.063	0.563	0.412
KTUP	0.065	0.013	-0.011	0.101	-0.064	0.046	-1.304	-0.444
KGAT	0.027	-0.077	0.145	-0.005	0.289	0.241	0.204	-0.304
KGRec	0.084	0.194	0.199	0.219	0.456	0.401	0.423	0.049
DiffKG	0.135	0.075	0.031	0.042	0.135	0.142	0.231	0.041

Table A14. Under the cold-start settings, comparison of KGER under false knowledge and decreased knowledge, distortion (F) / decreased (D) ratio is 1.0, T=5.

	ML-1M		Amazon-Books		BX		Last.FM	
	F	D	F	D	F	D	F	D
CFKG	0.022	-0.036	0.327	0.166	-0.156	-0.135	0.198	0.241
CKE	-0.013	0.033	0.068	0.126	-0.009	-0.031	0.159	0.078
KGCN	-0.011	-0.028	0.029	0.066	-0.101	0.061	0.283	0.607
KGIN	-0.050	-0.830	0.203	0.113	0.288	0.334	0.049	-0.038
RippleNet	0.263	0.363	0.226	0.261	-0.094	-0.018	-0.424	-0.396
KGNNLS	-0.009	-0.008	0.096	0.073	0.010	0.081	0.401	0.283
KTUP	0.000	-0.045	0.062	0.254	-0.165	-0.515	-0.778	-3.435
KGAT	0.038	-0.059	0.119	-0.033	0.273	0.289	0.417	-0.312
KGRec	0.148	0.364	0.172	0.167	0.352	0.448	0.060	0.313
DiffKG	0.226	0.622	0.022	0.041	0.079	0.171	0.107	0.064

B Additional Experiments: Impact of Hyperparameter Re-tuning on the Performance of KG Variants

In this section, we present additional experiments to assess the impact of hyperparameter tuning when KGs are altered or reduced. Specifically, we aim to determine whether re-tuning the hyperparameters for each variant of the KG significantly affects the outcomes of the experiments presented in the main paper.

We conducted our analysis using the BX and Last.FM datasets, and the following KG-based RSs: CFKG, CKE, KGAT, and KTUP. We repeat the false knowledge experiments (Section 4.3) and the decreasing facts experiments (Section 4.4) in this section. For each experiment, we compared the results obtained with and without re-hyperparameter tuning after modifying the KGs.

The experimental results are presented in Figure B1 - Figure B4. The results indicate that, in the vast majority of cases, re-tuning the hyperparameters had minimal impact on the performance of the KG-based RSs. For CFKG, CKE, KGAT, and KTUP, the performance metrics were almost identical before and after hyperparameter tuning, with variations of 1.5% on average. The results

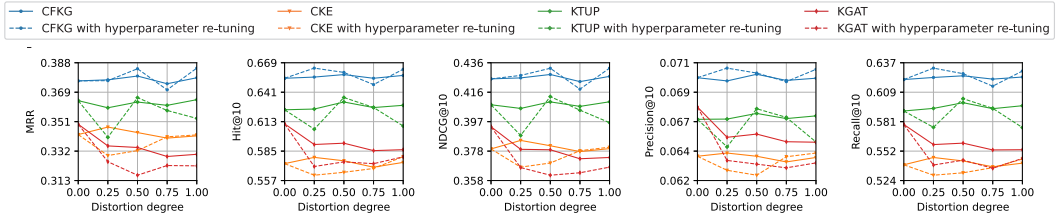


Fig. B1. The results of hyperparameter re-tuning experiment with false knowledge on BX dataset. Horizontal axis denotes distortion degree.

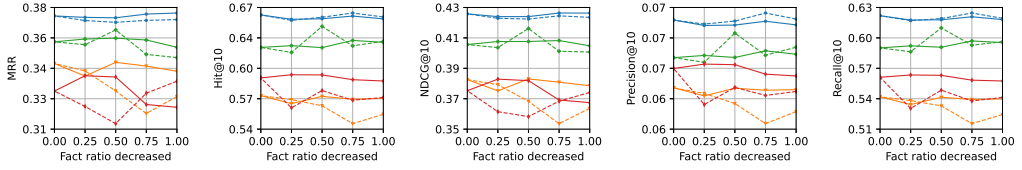


Fig. B2. The results of hyperparameter re-tuning experiment with decreased facts on BX dataset. Horizontal axis denotes decreased fact ratio.

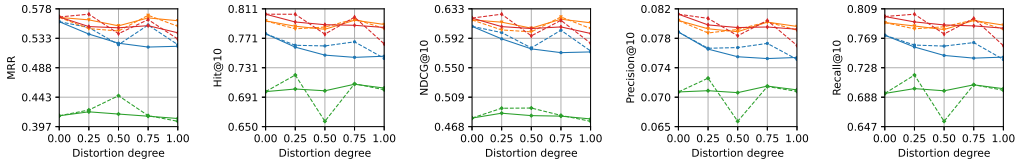


Fig. B3. The results of hyperparameter re-tuning experiment with false knowledge on Last.FM dataset. Horizontal axis denotes distortion degree.

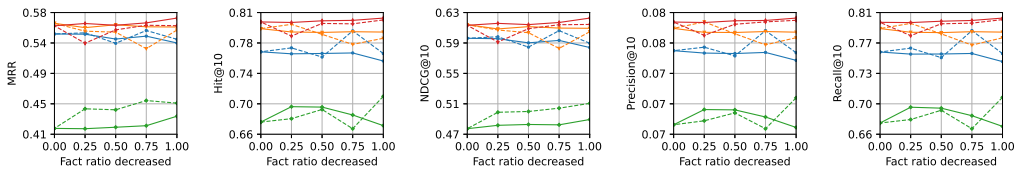


Fig. B4. The results of hyperparameter re-tuning experiment with false knowledge on Last.FM dataset. Horizontal axis denotes decreased fact ratio.

show that the conclusions regarding the effects of false knowledge and decreasing facts on KGAT remain robust, regardless of whether hyperparameter tuning was applied.

C Additional Experiments: Impact of Specific Relations in KGs on the performance of RSs

Table C15. Statistics on the number of most frequent relations in KGs

Dataset	Relation Number	Relation Type	# Relation
ML-1M	1	film.actor.film	92267
	2	film.film.actor	92254
	3	film.film_genre.films_in_this_genre	16659
	4	film.film.genre	16659
	5	film.award_nomination.film	14353
Amazon-Books	6	media_common.literary_genre.books_in_this_genre	5969
	7	book.book.genre	5969
	8	book.written_work.author	4397
	9	book.author.works_written	4397
	10	book.book_subject.works	4155
BX	11	book.author.works_written	66236
	12	book.written_work.author	65118
	13	book.written_work.date_of_first_publication	13791
	14	book.book.genre	2568
	15	comic_books.publisher.comic_book_series_published	1208
Last.FM	16	film.actor.film	4623
	17	film.person_or_entity_appearing_in_film.film	4582
	18	music.artist.origin	2536
	19	people.person.place_of_birth	946
	20	film.distributor.film	500

To further investigate the impact of specific relations within KGs on the performance of RSs, we conducted an additional experiment focusing on the most frequently occurring relations in the KGs across four datasets. Specifically, we selected the top-5 most common relations from each dataset, resulting in a total of 20 relations. These relations and their counts are listed in Table C15. For convenience, we numbered them as relation 1-20.

In this experiment, we systematically remove each relation from the KGs one at a time and measure the MRR of the RSs before and after removal. The experiments are conducted on four KG-based RSs: CFKG, CKE, KTUP, and KGAT. The results are presented in Table C16, where numbers highlighted in red indicate an increase in MRR after the removal, and numbers highlighted in blue indicate a decrease.

Our findings indicate that none of the relations consistently improves performance across all four RSs. Furthermore, in 47.5% of the cases (almost half of the cases), removing the relation actually leads to an increase in the RS's MRR, suggesting that not all relations within a KG are beneficial for enhancing RS performance.

These results reinforce one of the key conclusions of our study: KGs do not necessarily enhance the performance of RSs.

Table C16. MRR of RSs after removing specific type of relations in KGs. Results highlighted in red indicate that the MRR is higher than the original result, and results highlighted in blue indicate that the MRR is lower than the original result.

Dataset	Relation Number	Model			
		CFKG	CKE	KTUP	KGAT
ML-1M	Original	0.731	0.728	0.705	0.731
	1	0.729	0.727	0.706	0.738
	2	0.731	0.731	0.707	0.734
	3	0.730	0.729	0.706	0.738
	4	0.729	0.729	0.706	0.736
	5	0.729	0.729	0.710	0.734
Amazon-Books	Original	0.538	0.574	0.394	0.591
	6	0.538	0.575	0.395	0.590
	7	0.539	0.572	0.394	0.590
	8	0.539	0.572	0.395	0.590
	9	0.535	0.571	0.395	0.590
	10	0.538	0.573	0.396	0.591
BX	Original	0.377	0.348	0.361	0.337
	11	0.375	0.344	0.360	0.328
	12	0.377	0.342	0.364	0.327
	13	0.377	0.341	0.363	0.324
	14	0.379	0.344	0.363	0.343
	15	0.378	0.345	0.362	0.344
Last.FM	Original	0.548	0.566	0.417	0.566
	16	0.544	0.558	0.412	0.560
	17	0.552	0.561	0.417	0.564
	18	0.551	0.559	0.412	0.570
	19	0.554	0.560	0.421	0.565
	20	0.551	0.565	0.417	0.570

Table D17. KGUS under false knowledge (F) and decreased knowledge (D), for normal and cold-start users, F/D ratio is 0.5, $T = 3$.

	Normal								Cold-Start							
	ML-1M		Amazon-Books		BX		Last.FM		ML-1M		Amazon-Books		BX		Last.FM	
	F	D	F	D	F	D	F	D	F	D	F	D	F	D	F	D
CFKG	0.001	-0.001	0.078	0.013	-0.008	0.003	0.059	0.013	0.028	0.006	0.118	0.011	-0.058	0.024	0.205	0.441
CKE	0.001	0.003	0.007	0.003	-0.004	-0.002	0.023	0.004	0.013	0.010	0.002	-0.003	-0.002	0.027	0.058	0.086
KGCN	0.002	-0.004	-0.001	0.005	0.000	0.013	0.057	0.024	0.004	-0.083	-0.002	0.031	-0.030	0.031	-0.640	0.372
KGIN	0.009	0.001	0.030	0.009	0.068	0.038	0.061	-0.025	0.016	-0.015	0.086	0.061	0.241	0.165	-0.160	0.064
RippleNet	0.006	0.007	0.053	0.028	0.018	-0.006	0.005	0.004	0.057	0.036	0.123	0.150	-0.070	-0.103	0.214	-0.945
KGNNLS	0.001	-0.001	0.010	0.007	0.020	-0.003	0.032	-0.002	-0.008	0.016	0.028	0.001	0.040	0.121	0.506	-0.794
KTUP	0.004	-0.003	0.005	0.006	0.002	-0.006	-0.006	-0.004	0.058	0.011	-0.028	-0.045	-0.020	0.017	0.494	0.278
KGAT	-0.003	-0.003	0.034	0.004	0.042	-0.026	0.029	-0.002	0.083	0.002	0.053	0.007	0.071	0.065	0.064	0.008
KGRec	-0.010	0.040	0.048	0.040	0.040	0.070	0.064	0.070	0.049	0.080	0.106	0.051	0.143	0.120	0.146	0.066
DiffKG	-0.004	-0.012	-0.002	-0.003	0.056	0.020	0.025	-0.002	0.065	0.025	0.004	0.013	0.092	0.084	-0.092	-0.082

D Additional Metric: Knowledge Graph Utilization Score

In this appendix, we introduce an alternative metric, the Knowledge Graph Utilization Score (KGUS), to assess the effectiveness of the knowledge graph utilization in RSs. This metric provides a different perspective compared to the original KGER by removing the division by the ratio. While KGER considers the efficiency of the knowledge graph's utilization relative to the number of facts removed or altered, KGUS focuses directly on the model's performance without scaling by a coefficient.

The formula for KGUS is as follows:

Definition D.1. KG Utilization Score (KGUS):

$$KGUS(S, \mathcal{G}, \mathcal{M}, \Delta) = \frac{\mathcal{M}(S, \mathcal{G}) - \mathcal{M}(S, (\mathcal{G} - \Delta))}{\mathcal{M}(S, \mathcal{G})}$$

The KGUS values under different settings are presented in Table D17. To be consistent with the results in the previous sections, we still choose the distortion/decrease ratio to be 0.5 and $T = 3$. Under this setting, the KGER values in Table 6 are twice the KGUS values presented in Table D17. Despite this difference in scale, the relative relationships between the values remain unchanged, and the sign of the values also remains consistent. The only notable difference is that the variance is four times greater for KGUS than for KGER. Therefore, whether we use KGER or KGUS as the metric, the conclusions drawn from the experiments remain unchanged.