

Adaptive Computing for Scale-up Problems

Hilary Egan*, Kevin Patrick Griffin*, Marc T. Henry de Frahan, Juliane Mueller, Deepthi Vaidhynatha, Dylan Wald, Rohit Chintala, Olga A. Doronina, Ryan King, Jibonananda Sanyal, Marc Day, *National Renewable Energy Laboratory, Golden, CO, 80401, USA*

Abstract—Adaptive Computing is an application-agnostic outer loop framework to strategically deploy simulations and experiments to guide decision making for scale-up analysis. Resources are allocated over successive batches, which makes the allocation adaptive to some objective such as optimization or model training. The framework enables the characterization and management of uncertainties associated with predictive models of complex systems when scale-up questions lead to significant model extrapolation. A key feature of this framework is the ability to explicitly utilize user-specified uncertainty priors, which we call model-specific local trust estimates, that are provided directly together with the problem specification and exploited in adaptive sampling strategies. A multi-fidelity model hierarchy is supported to allow trade-offs in accuracy and data acquisition cost while exploring the search space given a specified budget of potentially distributed, heterogeneous resources. We discuss application of this framework to problems in the renewable energy space, including biofuels production, material synthesis, perovskite crystal growth, and building electrical loads.

Scale-up problems can be defined as the challenge of (1) translating a laboratory-scale experiment or small-scale simulation to a large-scale (e.g., industrial) application and (2) characterizing and managing the uncertainty introduced by scaling up the devices or processes involved thus leading to extrapolation beyond known data regimes. It is often inaccurate to directly extrapolate the results of laboratory-scale experiments to large-scale systems because new length and time scales can alter the balance of physical processes. For example, longer mixing times in a full-scale bioreactor might render it uneconomical at scale [1].

Computer simulations are essential to address issues of scale-up since they allow for direct evaluation of physical processes known to exist at the larger scales. However, computational costs typically increase quickly with growing length and time scales, and, in many applications, only a limited number of full-scale calculations are affordable, even with ever-growing computational resources. Engineering design

optimization typically requires a large number of simulated model realizations, and this ultimately limits the fidelity, and associated cost, of the underlying models that can be employed. This has motivated the expanding use of multi-fidelity modeling strategies, which leverage a large number of lower-fidelity (lower-cost, lower-accuracy) calculations to learn trends in the data, with a limited number of expensive higher-fidelity evaluations (from simulations or experiments) that inform corrections to the lower-fidelity predictions.

Multi-fidelity modeling orchestrates the use of multiple models and/or experiments to efficiently characterize key underlying processes. Though these specialized modeling strategies can be used to capture distinct regimes of interest, they have complex convergence properties, uncertainties that are hard to quantify, or stochasticities that make their use considerably more challenging than single-model systems. Furthermore, while many ad-hoc methods and specialized analyses have been developed for comparison of disparate, often multi-modal, data sources, these works typically assume that the sample space is identical across fidelity levels. Meanwhile, for problems that relate to scale-up, the sample space typically varies across the fidelity levels. For example, laboratory experiments cannot be run at the same operating

* These authors contributed equally

* These authors contributed equally

XXXX-XXX © 2023 IEEE

Digital Object Identifier 10.1109/XXX.0000.0000000

conditions as a full-scale reactor, where simulations may be especially useful.

Beyond differences in the modalities and representations of the underlying models, the drastic increase in the heterogeneity of computing resources has driven the development of a similar diversity in specialized workflows. These trends include central processing unit (CPU)-based high performance computing (HPC) resources being supplanted by heterogenous architectures including graphics processing units (GPUs), field-programmable gate arrays (FPGAs) and application-specific integrated circuits (ASICs), HPC centers being supplemented by flexible on-demand compute such as cloud-based services, and the proliferation of sensors and connected devices leading to increased opportunities for edge computing, i.e., discrete computing devices co-located with sensors to pre-process data and reduce data-load. Similarly there are many more real-time or autonomous user facilities, laboratories, and other data generating resources across the Department of Energy (DOE) [2], which bring their own challenges with regard to data management, resource management, cross comparison of results, and making decisions within a limited time frame (especially when steering or guiding experiment with computation).

In this paper we detail a computational outer-loop framework called *Adaptive Computing (AC)* to support decision making for scale-up analysis of renewable energy technologies, where data acquisition is constrained to a specified budget. This framework combines multi-fidelity surrogate modeling, optimal resource management across a diverse set of resources, and a novel scheme for incorporating and exploiting model-specific local trust estimates together with uncertainty estimation for adaptive sampling decisions. Users are able to specify uncertainty priors that vary across the sample space representing the uncertainty due to modeling assumptions and to restrict types of simulations or experiments to be used in feasible or trusted parameter regimes using constraints in the data acquisition optimization. These two capabilities make AC uniquely capable for addressing problems around technology scale-up, where data extrapolation plays a central role. Additionally, the modularity of the framework will enable communication across traditionally disciplinary silos (e.g., experimentalists, computational modelers, and HPC specialists).

AC Framework

The fundamental tenet behind AC is defining a scale-up problem through the lens of a goal-oriented outer-loop application. This outer-loop application could be

an optimization, uncertainty quantification or sensitivity analysis task, all of which typically require large numbers of data samples to be collected and are thus challenging in settings with limited budgets. To address this challenge, the outer-loop AC driver uses surrogate models and adaptive sampling strategies to strategically choose which data samples to acquire next using the most suitable type of simulation or experiment. The requested data samples are asynchronously evaluated and fed back into the AC driver for informing the selection of the next batch of data samples to be acquired. This workflow is illustrated in Figure 1. Each step of the workflow can be accomplished using various methods. For example, the surrogate model can be a multi-fidelity deep neural network (NN) or Gaussian Process (GP) model. The total budget of the different types of acquirable samples can be fixed or dynamic. The method for choosing new data samples and the corresponding evaluation mechanism can rely on predictions from the surrogate model, uncertainty estimates, levels of trust, distance metrics, or random sampling. A key advantage of the AC framework is the modular design of this infrastructure: each step can be tailored to the specific problem and they are tightly coupled to enable seamless computation across the feedback loop.

Multi-Fidelity Surrogates

Multi-fidelity surrogate modeling is a high-level strategy for integrating data from separate sources (simulations, models, and/or experiments) into a single surrogate for comprehensive evaluation. Key considerations in the design of the global multi-fidelity (MF) surrogate model include: 1) the choice of underlying form of the surrogate 2) the design of the bridging function that relates model fidelities, and 3) the methods for communicating and propagating uncertainty.

For a given problem the optimal surrogate model choice depends on the absolute cost of data acquisition and expected smoothness of the response. While GPs are robust with limited training data, their expressiveness is limited for complex or non-smooth mappings; in contrast NNs are much more data-hungry but can be universal function approximators.

In a multifidelity context, bridge functions can be used to connect the individual models across the fidelity hierarchy. A form for such a bridge function commonly used with GPs is an autoregressive model of order 1 [3]:

$$y_{MF}[x] = \rho[x]y_{LF}[x] + \delta[x], \quad (1)$$

where x is the sample point, y_{LF} are low fidelity function values, ρ is the scaling function, and δ is

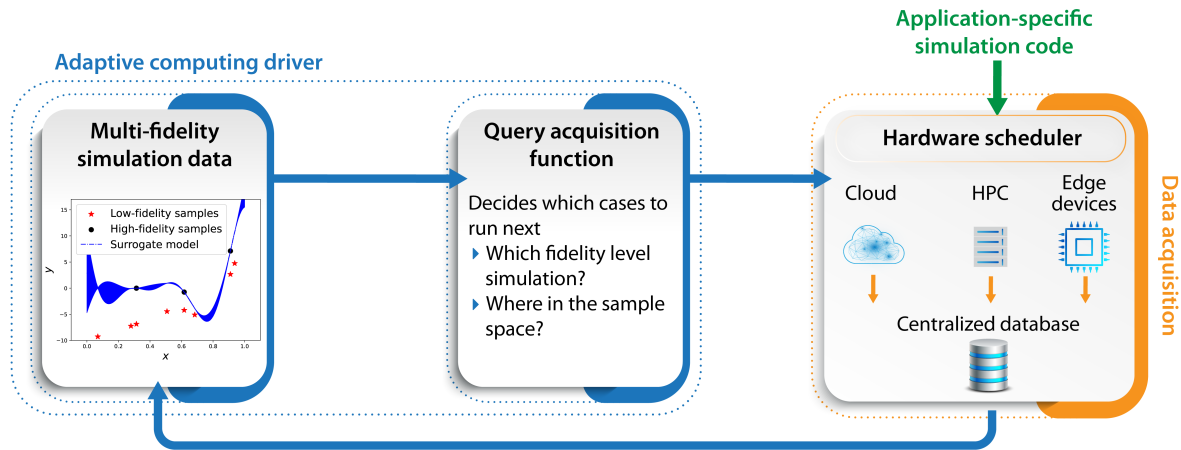


FIGURE 1. The AC software drives the scheduling of application-specific simulations. A surrogate model informs an acquisition function, which selects simulation cases. The hardware scheduler manages their execution on computational resources.

the discrepancy function. For example, ρ and δ can be represented by polynomials with constants determined by least-squares regression of the multi-fidelity model y_{MF} to high fidelity function values. NNs can also be used for the bridging functions, and have similar advantages/disadvantages in smoothness and data requirements compared to a pure autoregressive approach here, but have additionally been useful for embedding higher level physical constraints [4].

Uncertainty and Trust Modeling

Uncertainty management begins with accurate quantification and propagation of epistemic and aleatoric uncertainties. Epistemic uncertainty can arise both from the individual models in a fidelity hierarchy (due to undersampling) and from the bridging functions that connect them (e.g., due to model bias). When using GPs as the underlying surrogate model, epistemic uncertainty is automatically quantified through samples in the latent Gaussian space; similarly other surrogate model classes can be used to manage epistemic uncertainty directly through, e.g., ensemble-based approaches. Aleatoric uncertainty can arise from inherent stochasticity in a simulation or experimental irrepeatability due to imprecise measurements or uncontrolled disturbances.

For many observable quantities, uncertainty is normally distributed, and can be homoskedastic (constant), but it may also be heteroskedastic (varying) across the input parameter space. In either case, with sufficient data, it is possible to estimate uncertainty using hierarchical optimization of the parameters

of the multi-fidelity surrogate. However, in problems that involve extrapolation, these uncertainty estimates usually explode or become artificially constrained by specified uncertainty priors, which are typically ad hoc and homoskedastic. Thus, these uncertainty estimates quickly become uninformative for data acquisition decisions related to scale-up.

Our approach is to leverage domain expertise to provide additional information about the trust one has about the validity of different models for specific regimes. For example, the high-fidelity model in the hierarchy for a fluid system could be based on a continuum representation operating well for low Knudsen numbers Kn , the non-dimensional number which tends toward zero in the continuum limit. Errors for the flow rate in internal flows are expected to scale with $c_1 + c_2 Kn + c_3 Kn^2$ [5], where c_i are model constants. The user can provide this known deficiency of the Navier-Stokes for weakly rarefied flows by specifying this error scaling in the uncertainty prior for all continuum models in the multi-fidelity modeling hierarchy.

We call this user-specified prior a model-specific local trust estimate because it leverages physical insight (domain expertise) about the trustworthiness of a specific type of modeling assumption and it is a function of where the model is queried in the sample space, e.g., at which value of Kn . Similar trust estimates can be made for some experimental measurement techniques. For numerical methods, trust can depend on spatial and temporal resolutions (i.e., model hyperparameters); it can be smoothly varying, or discontinuous due, for example, to hidden constraints that prevent

data acquisition in certain regions of parameter space. This trust model can then be exploited, not only to guide data acquisition, but to provide essential information for decision making given the outputs obtained from AC.

Budget-Constrained Data Acquisition Strategies

Given the multi-fidelity surrogate with quantified uncertainty, we define a sampling strategy to identify new candidate function evaluations in the sample space to achieve the outer-loop goal. The first ingredient is selecting a criterion for the benefit $r_{m\ell}$ of computing a simulation, which is referred to as an acquisition function. For example, for optimization problems, the expected improvement (EI) acquisition function is commonly used with GPs [6]. This function balances local and global search by combining predicted function values with their corresponding uncertainty and trust estimates provided by the GP. Other acquisition functions exist such as probability of improvement, optimizing a confidence bound, using weighted sums of predicted function values and distance to already evaluated points, etc. Each has advantages and disadvantages [7].

In many multi-fidelity applications, we not only choose where to sample but also which fidelity level to evaluate while also optimizing over limited available resources. Moreover, sampling decisions may also be constrained by feasibility of an experiment or simulation at a given point in parameter space. AC's sampling strategy thus exploits predictions from the multi-fidelity surrogate, uncertainty and trust estimates, and fidelity-specific feasibility constraints to decide the most promising points in the parameter space, and an optimization over the available resources allows optimal distribution of the evaluations. The goal is to arrive at the best possible solutions within the limited budget and to provide uncertainty estimates together with the solution to enable decision making.

An essential piece of the sampling strategy is batching, which permits parallel function evaluations. Here, the sampling strategy determines the next candidate for evaluation. Rather than immediately conducting this evaluation, it is added to a queue of points to be evaluated. The expected value from the surrogate model is treated as a placeholder value for the corresponding result, and the surrogate is retrained using this value. This algorithm is applied successively to develop a batch of M_ℓ candidate input locations for each fidelity level ℓ . There is a trade-off between the benefits of frequently updating the inputs to the sam-

pling strategy and the wall-clock efficiency of parallel sample evaluation that must be factored into the ideal batch size for a given application.

Next, the optimization problem in Algorithm 1 is solved to decide which of the M_ℓ candidate input locations, i.e., which simulations or computer-controlled experiments, will be executed. We optimize for binary decision variables $y_{m\ell}$ with $y_{m\ell} = 1$ if the m^{th} sample point is evaluated on fidelity level ℓ so as to maximize the cumulative benefit $\sum_{\ell=1}^L \sum_{m=1}^{M_\ell} r_{m\ell} y_{m\ell}$. This maximization is subject to the constraints of the available budgets for the wall-clock time or resource utilization, which might be distinct for each fidelity level or shared across levels. Details for specific applications are discussed in the following sections.

Algorithm 1 Multi-Fidelity Data Acquisition Strategy

```

1: Input:
2:  $L$  - Number of fidelity levels
3:  $I$  - Number of batches or iterations
4:  $T^r$  - Remaining wall-clock budget
5:  $B^r$  - Remaining resource budget
6: Output:
7:  $y_{m\ell}$  - Values of binary decision variables for each
   candidate simulation  $m$  on level  $\ell$ 
8: for  $i = 1$  to  $I$  do
9:   Assign  $T_i$  - Wall-clock limit for iteration  $i$ 
10:  Assign  $B_i$  - Resource budget for iteration  $i$ 
11:  Choose  $M_\ell$  - Number of input locations to consider
12:  Compute  $t_{m\ell}$  - Computational cost of conducting
   a simulation
13:  Compute  $r_{m\ell}$  - Benefit of evaluating a simulation
14:  Solve discrete optimization problem for  $y_{m\ell}$  that
   maximizes the cumulative benefit subject to constraints
    $T_i$  and  $B_i$ 
15:   $T^r \leftarrow T^r - T_i$ 
16:   $B^r \leftarrow B^r - B_i$ 
17:  if  $T^r < 0$  or  $B^r < 0$  then
18:    break
19:  end if
20: end for

```

Resource Management

The solution to the previous optimization problem is a set of cases (i.e., tasks) to run on computational or experimental hardware. (See the “data acquisition” step of Figure 1.) The orchestration of these tasks and their data is handled using the Hybrid Environment Resources and Operations (HERO) framework [8],

which is a scalable, low-latency, and distributed task queue, capable of interfacing with the large number of heterogeneous resources that may be necessary for a given problem (e.g., HPC resources with or without GPUs, a distributed cloud environment, edge devices such as network-attached microcontrollers, or experiment controllers). This scheme allows asynchronous execution across resources with vastly different time-scales and latencies, while simplifying the execution of on-demand model re-training based on non-blocking data availability.

The AC driver program (see Figure 1) adds tasks to HERO queues based on their resource requirements. Compute resources run workers, i.e., programs that check the queues for jobs that they can complete. The number of workers assigned to a queue determines the maximum throughput. The worker claims the task, executes the task, and records the simulation output in a centralized database. If applicable, workers can service multiple queues and can prioritize them. This system is resilient and robust for simultaneous queries and device failures which are more likely to occur with vast numbers of disparate resources.

Motivating Science Applications

We demonstrate how the AC framework is applied to a diverse array of problem classes, with a specific focus on recasting the illustrative renewable energy examples into the AC workflow.

Engineering Design Optimization: Biofuels Virtual Engineering

An engineering design problem can often be framed as an optimization over allowable ranges of design parameters such as material compositions and geometrical specifications. In the context of scale-up, design optimization has additional uncertainties since design decision must be made from a limited number of simulations of large-scale systems and many small-scale simulations and experiments. For illustration, we consider design optimization for an economically viable design of a chemical reactor for processing second-generation biofuels, which can be generated from waste (lignin- and cellulose-rich) biomass such as the non-edible parts of crops.

AC formulation: The AC outer loop for this application is the design optimization problem. AC selects the input values (design specifications) to be simulated next based on surrogate-based optimization of some design objective. Specifically, enzymatic hydrolysis (EH) simulations are conducted using an National Renewable

Energy Laboratory (NREL) software package called Vebio, a partial differential equation (PDE)-based computational fluid dynamics (CFD) code [9]. The default EH setup is used with the exception of two input design parameters, the solid mass fraction of xylan and the enzymatic load, which are optimized by AC to maximize the glucan concentration.

In Figure 2, the objective values are plotted versus these two simulation inputs. For the first three simulations (samples), the inputs are chosen randomly using Latin hypercube sampling (LHS). Then, AC selects the next seven input pairs using Bayesian optimization (BO). The EI acquisition function leverages the initial BO samples to explore the parameter space and clusters the later samples where it expects the maximum to lie.

The benefit for the acquisition optimization is EI. To choose the number of batches l , our heuristic is to make the batch wall clock budget T_l equal to the wall-clock time of the longest simulation, to best approximate the performance of serial expected improvement, while permitting parallelization of low cost simulations. The number of remaining batches before the total wall-clock budget exhausts can be estimated by T'/T_l . This implies the fraction of the resource budget that could be used if a second heuristic is introduced: use an equal fraction of the resource budget in each batch. Other strategies might use more of the budget on later batches as uncertainty is reduced.

Autonomous Laboratory Processes Design: Guided Synthesis of gallium nitride (GaN)

A key challenge in many scale-up problems is translating a laboratory proof of concept or prediction into a reliable, industrialized process. In material science, while advances in computing and artificial intelligence (AI) have enabled the prediction of new energy-relevant materials at an unprecedented rate, predicting synthesis pathways and reliably manufacturing such materials remain critical bottlenecks.

The synthesis of a GaN thin film using metal modulated epitaxy encapsulates this difficulty. Though films have been grown with this method, controlling the vast arrays of associated process parameters (e.g. shutter timing, flux ratios, temperatures) and their influence on Ga droplet formation and film quality makes optimizing this process experimentally very expensive and difficult. Furthermore, while simulations can model this process and reproduce overall trends in, for example, defect discontinuity with shutter timing, there are substantial biases in the specific values in comparison with experiment [10]. This prohibits direct optimization of

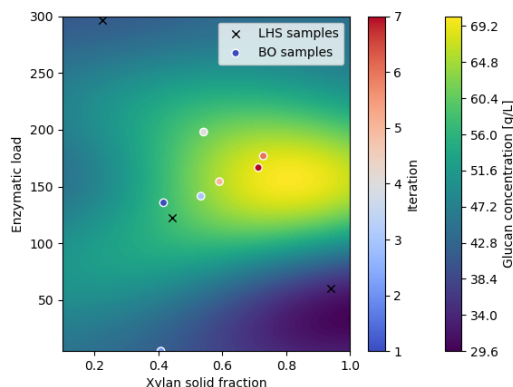


FIGURE 2. Engineering design optimization for EH reactor. The contour plot represents a Gaussian process model for glucan concentration trained on Vebio simulations indicated by the symbols. The black x's are three reactor designs with random samples using LHS, and the colored circles are seven sequential samples using BO with the EI criteria for maximizing glucan concentration.

experimental parameters purely using simulation.

AC formulation: We cast this problem into the AC framework by considering molecular dynamics (MD) simulations and experimental results as separate fidelities, with an outer loop problem of optimizing the process parameters for material quality. We then use the AC framework to learn the underlying connection between the simulation and experiment, while taking into account experimental uncertainty with limited samples.

One essential consideration in using this approach with experimental infrastructure is maximizing experimental throughput and uptime while simultaneously utilizing the computational predictions and taking into account latency overhead and the disparate timescales of simulations and experiments. We address this within the AC framework by extending the batch evaluation notion using a two feedback-loop drivers, as demonstrated in Figure 3. This enables the experimental driver to query the AC driver as needed while being stable to communication interruptions and vast discrepancies in simulation/experiment timescale. The experimental feedback loop is enabled by an autonomous chemical re-etching procedure that allows a substrate to be returned to initial growth conditions repeatedly.

Multi-solver Coupling: Adaptive Mesh and Algorithm Refinement for Perovskite Crystal Growth

One common approach to solving multi-scale problems is to couple multiple solvers together, uni-directionally or bi-directionally, to resolve a large range of scales from the smallest, i.e., atomistic level, on the order of nanometers (molecules), to the largest, i.e., continuum level, on the order of meters (devices and reactors). These multi-solver simulation frameworks are particularly important for solving scale-up challenges because they enable accurate, predictive results that encompass the range of physics encountered in full-scale systems.

For illustration, at NREL, we are using the Adaptive Mesh and Algorithm Refinement (AMAR) approach. It allows for active coupling between mesh-based PDE solvers at the continuum level along with particle-based solvers at the molecular level. The computational domain capturing the physics at the reactor and device levels is discretized using a background mesh. At locations of governing physical phenomena, e.g., catalyst/electrode surfaces, the mesh is refined using adaptive mesh refinement (AMR) and the continuum solver is replaced with a different physical approach (e.g., kinetic Monte-Carlo (KMC) simulations), referred to as algorithm refinement. Information is transferred back and forth between the continuum and particle solvers in real-time. This has been used to model the dynamics inside a chemical vapor deposition reactor for perovskite crystal growth. The continuum flow solver transports species to a substrate. Several parallel KMC simulations are then initiated for each location on the substrate with its corresponding gas phase compositions, pressure and temperature. The net flux of species at the surface is coupled to the continuum as a boundary condition.

AC formulation: The outer loop problem in this case, as shown in Figure 4, is a macroscale continuum solver that launches microscale KMC simulations for in-situ reduced-order model (ROM) generation. Instead of running a KMC simulation at every grid cell at every time step to provide the surface boundary conditions for the continuum solver, AC trains a surrogate model with a limited number of KMC simulations and dynamically runs more simulations to reduce epistemic uncertainty. For the sampling strategy, I is the number of time advancement steps in the macroscale solver. The resource and wall-clock budgets for the current step B_i and T_i are those allowed for the fraction of the each remaining quotas B_r and T_r to equal the fraction of time steps that remain to be completed. M_ℓ

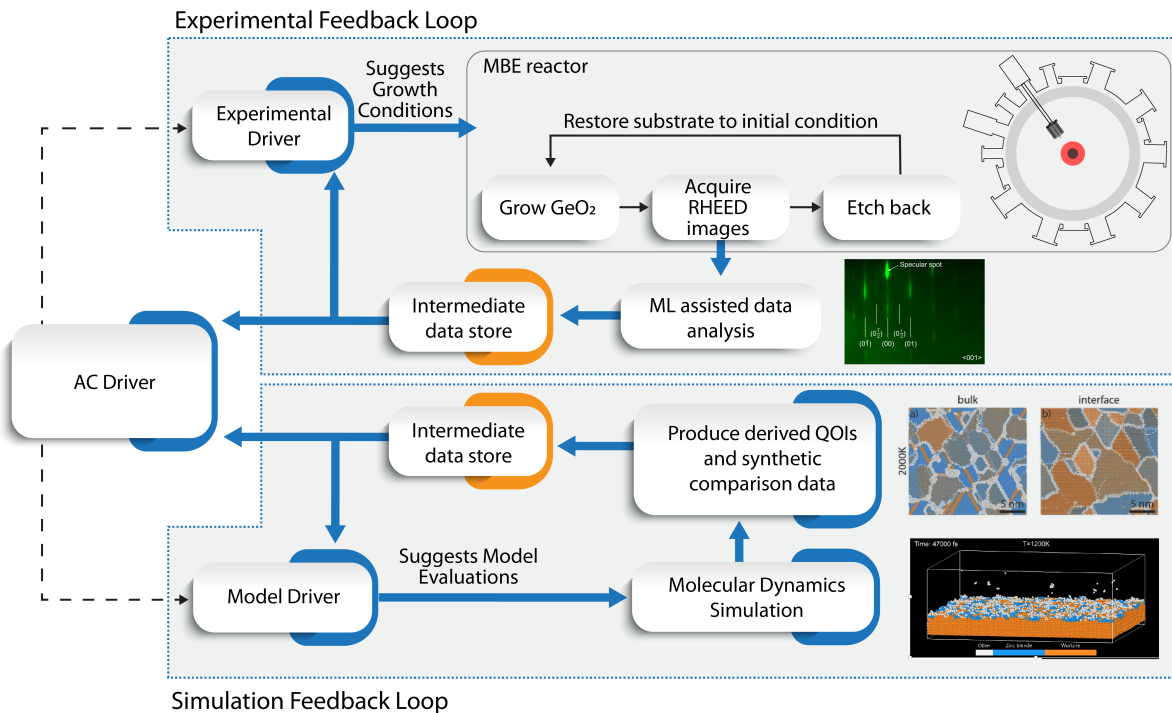


FIGURE 3. The multi-fidelity experiment/simulation feedback loop for process control design. The experimental feedback loop iteratively grows and etches a thin film using suggested growth conditions from the experimental driver, storing in-situ data products. In parallel, the simulation feedback loop evaluates comparable molecular dynamic simulations and creates intermediate synthetic data products. The AC driver learns a model fidelity correction between the experiment and simulation and facilitates updating corresponding ML models.

is the number of grid points in the macroscale solver because, at most, a microscale simulation could be run at every state observed in the macroscale simulation. The benefit r_{me} is the variance of the surrogate model minus the variance of the next lowest level, if it exists. This will prioritize simulations that are computationally inexpensive and correspond to large epistemic uncertainty at that operating condition on that fidelity level.

The AC framework can also be used for engineering optimization for the design of the macro-scale conditions in the chemical vapor deposition reactor (e.g., ambient pressure, temperature, species composition, jet configuration), which determine the quality of the perovskite crystal grown at the substrate (e.g., number of defects, density, layer compositions, roughness). The AC framework is also useful for managing the uncertainty arising from coupling a deterministic continuum model with a stochastic particle model. Tracking the effect of the resulting uncertainties on the quantity of interests (QOIs) (e.g., crystal layer growth, response of the flow at the substrate) is of vital importance.

Site-specific Feedback Control: Flexible Building Electrical Loads

We are expecting an unprecedented increase in the adoption of various clean energy technologies for buildings (e.g., solar panels, electric heat pumps, electric vehicle chargers) that are about to be deployed across millions of devices, geographies, and all types of end-use applications. This raises key questions around how to achieve grid resiliency objectives in the context of highly distributed control of buildings and their devices with very heterogeneous utilization schedules. Managing the expected building loads to facilitate their reduction and intelligent scheduling will enable communities to accomplish their decarbonization objectives while maintaining grid resiliency. Furthermore, because of the large range of available building modeling tools across various fidelities and the large variability of building construction and utilization, buildings are a clear candidate to leverage the AC framework to automate the training of site-specific modeling and control.

Model predictive control (MPC) has proven to be

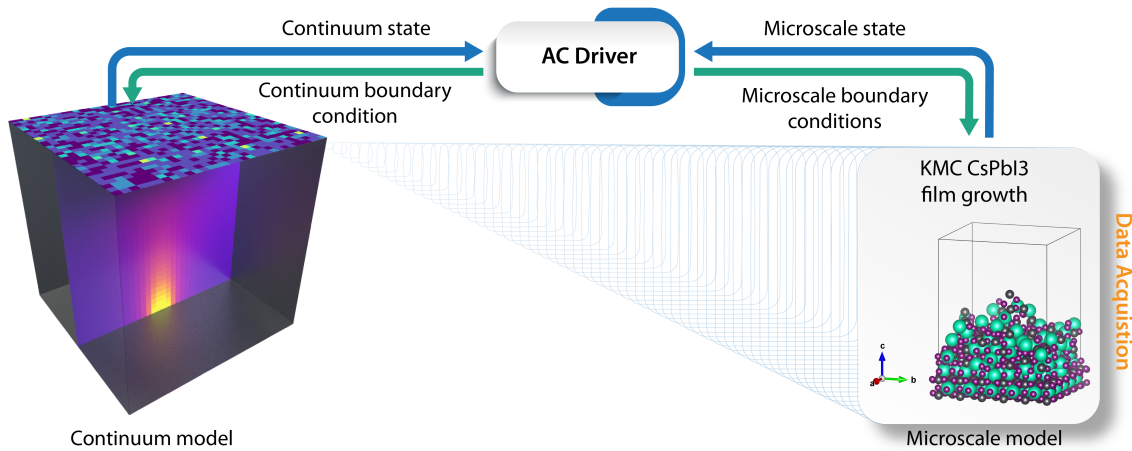


FIGURE 4. A multi-species compressible flow impinges on a substrate (left). The perovskite crystal growth on the substrate is captured with a KMC solver for adsorption, desorption, chemical reactions, and surface and bulk diffusion. The computed flux of species from the gas phase is passed back to the compressible flow code as a boundary condition for the next timestep. The AC driver orchestrates the flow of information and the evaluation of the microscale model (either through a ROM or a high-fidelity KMC evaluation).

a popular and successful method for the control of electrical loads and temperatures in buildings [11]. However, to obtain optimal control actions, MPC requires a computationally expensive high-fidelity model, deeming MPC computationally intractable for real-time implementation at scale. One way to relax this computational burden is to use reduced-order models in the MPC control loop. Though this solution may work well in the vicinity of training data, collecting enough relevant training data is expensive or even intractable for complex systems unless on-the-fly training is used. The AC framework can leverage computing platforms across the edge, HPC, and the cloud to train site-specific system models and device controllers to enable MPC at scale.

AC formulation: As shown in Figure 5, AC will play two distinct roles in dynamically updating the controller and the plant model of the system. The control model is based on a 1 resistor, 1 capacitor (1R1C) ROM with model coefficients predicted by AC. A GP surface maps the building states x_k , control inputs u_k , and disturbances d_k at time k to the state at time $k+1$ (x_{k+1}). The GP surrogate model is then differentiated at the current conditions, returning the locally accurate ROM. This ROM is then used in the MPC loop to compute the optimal control actions u_{k+1} . An advantage of doing this in the AC framework is that AC also provides an estimate of the uncertainty at every operating point

and can automatically launch a high-fidelity EnergyPlus simulation if the uncertainty exceeds a certain threshold, retrain the surrogate model, and achieve reduced uncertainty at the current operating point. This enables the GP surrogate to be continuously updated with new data in an efficient manner.

AC is also used to dynamically update the plant model from a fidelity hierarchy of three different models – EnergyPlus, OCHRE, and 3R2C – that describe the building thermodynamics with varying degrees of accuracy, and computational requirements. EnergyPlus, mentioned above, offers the highest accuracy at the highest computational cost. OCHRE introduces additional modeling assumptions to reduce computational cost. The 3R2C model is a low-cost gray-box model in which the building thermodynamics are abstracted to a resistance-capacitance circuit model, and the values of the resistors and capacitors are derived from historical time-series data. AC orchestrates the use of these simulation paradigms to train a multi-fidelity model with maximum accuracy subject to wall-clock and computational resource budgets that are shared by all fidelities. The chosen acquisition function is the variance (uncertainty) of the multi-fidelity model.

Conclusions

The unified AC framework aims to derisk the scale-up of renewable energy technologies through uncertainty

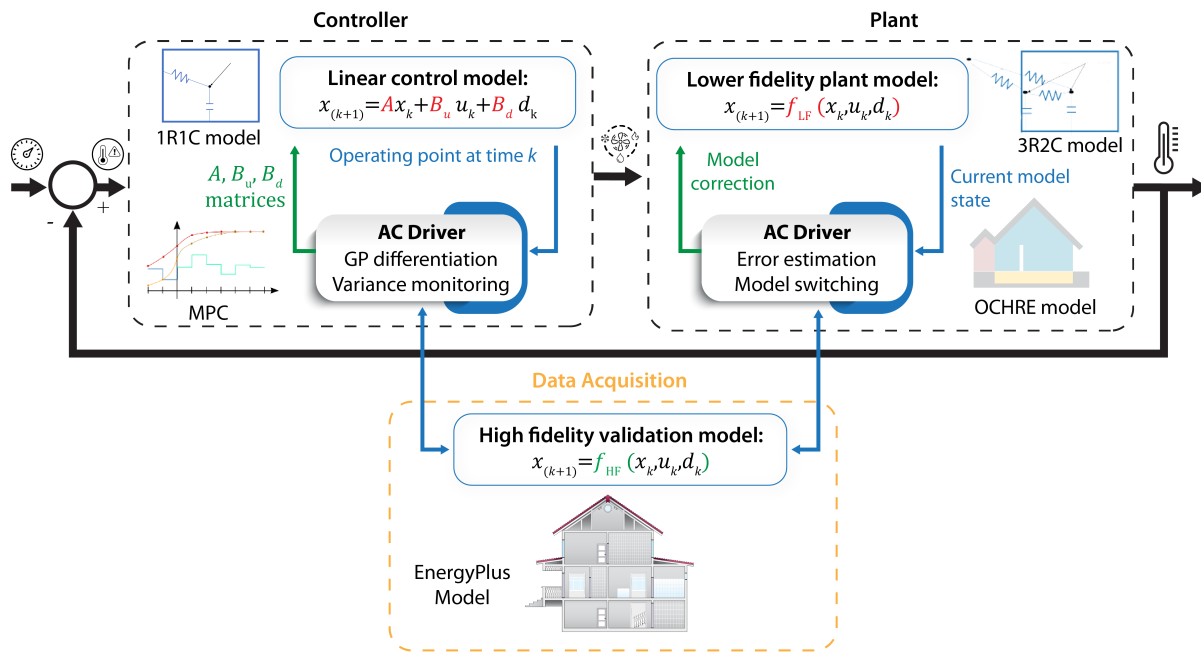


FIGURE 5. The multi-fidelity building modelling and control methodology. The AC driver (GP surrogate model) is used to adaptively update the low-fidelity linear control model based on the current conditions. In parallel, the plant model uses a second AC driver to switch between models with various fidelities to balance accuracy and computational burden. The high fidelity EnergyPlus model updates these models with new data.

management for multifidelity simulations enabled by on-line learning from experiments and scientific computing subject to resource constraints. Consolidating these problems within a unified scheme for goal-setting and adaptively balancing computation cost, together with outlining concrete application examples, is an important step in accelerating impact and decreasing cross-disciplinary barriers.

Future work will include the full AC framework core code release and subsequent core application demonstrations. Furthermore, we will continue to collaborate with domain experts to facilitate expansion into other application spaces in scale-up of renewable energy technologies.

Acknowledgements

We would like to acknowledge the domain experts who supported the integration of AC with our application areas. Nick Wunder and Monte Lunacek developed the HERO framework and aided with the integration with AC. Ethan Young and Hari Sitaraman developed the Vebio code and supported with our application in biofuel synthesis. Ross Larsen and Hari Sitaraman

performed the AMAR simulations coupling KMC to the continuum flow. Davi Febba Marcelo, Stephen Schaefer, and Andriy Zakutayev developed the experimental infrastructure for the material synthesis portion, while Aidan Raver and Garritt Tucker provided simulation support.

This work was authored by the National Renewable Energy Laboratory (NREL), operated by Alliance for Sustainable Energy, LLC, for the U.S. Department of Energy (DOE) under Contract No. DE-AC36-08GO28308. This work was supported by the Laboratory Directed Research and Development (LDRD) Program at NREL. The views expressed in the article do not necessarily represent the views of the DOE or the U.S. Government. The U.S. Government retains and the publisher, by accepting the article for publication, acknowledges that the U.S. Government retains a nonexclusive, paid-up, irrevocable, worldwide license to publish or reproduce the published form of this work, or allow others to do so, for U.S. Government purposes. A portion of the research was performed using computational resources sponsored by the Department of Energy's Office of Energy Efficiency and Renewable

Energy and located at the National Renewable Energy Laboratory.

REFERENCES

1. James P. Wynn, Robert Hanchar, Susanne Kleff, David Senyk, and Tonya Tiedje. Biobased Technology Commercialization: The Importance of Lab to Pilot Scale-up. In S. Van Dien, editor, *Metabolic Engineering for Bioprocess Commercialization*, chapter 6, pages 101–119. Springer International Publishing Switzerland, 2016.
2. DOE National Laboratories' Computational Facilities-Research Workshop Report. Technical report, Argonne National Laboratory (ANL), Argonne, IL (United States), 2020.
3. Marc C. Kennedy and Anthony O'Hagan. Bayesian calibration of computer models. *Journal of the Royal Statistical Society. Series B: Statistical Methodology*, 63:425–464, 2001.
4. Xuhui Meng and George Em Karniadakis. A composite neural network that learns from multi-fidelity data: Application to function approximation and inverse pde problems. *Journal of Computational Physics*, 401:109020, 2020.
5. Nicolas G Hadjiconstantinou. The limits of navier-stokes theory and kinetic extensions for describing small-scale gaseous hydrodynamics. *Physics of Fluids*, 18(11), 2006.
6. Donald R Jones, Matthias Schonlau, and William J Welch. Efficient global optimization of expensive black-box functions. *Journal of Global Optimization*, 13:455–492, 1998.
7. Juliane Müller and Christine A. Shoemaker. Influence of ensemble surrogate models and sampling strategy on the solution quality of algorithms for computationally expensive black-box global optimization problems. *Journal of Global Optimization*, 60(2):123–144, 2014.
8. Nick Wunder and Monte Lunacek. Hybrid environment resources and operations.
9. Ethan Young, Jonathan Stickel, Hariswaran Sitaraman, Andrew Glaws, and Jason Lischeske. Virtual engineering (ve) (vebio). [Computer Software] <https://doi.org/10.11578/dc.20220418.2>, Feb 2022.
10. J. Gruber, X. W. Zhou, R. E. Jones, S. R. Lee, and G. J. Tucker. Molecular dynamics studies of defect formation during heteroepitaxial growth of InGaN alloys on (0001) GaN surfaces. *Journal of Applied Physics*, 121(19):195301, 05 2017.
11. Ján Drgoňa, Javier Arroyo, Iago Cupeiro Figueroa, David Blum, Krzysztof Arendt, Donghun Kim, Enric Perarnau Ollé, Juraj Oravec, Michael Wetter, Dra-

guna L. Vrabie, and Lieve Helsen. All you need to know about model predictive control for buildings. *Annual Reviews in Control*, 50:190–232, 2020.

Biographies

Rohit Chintala is a Senior Researcher at NREL at Golden, CO, 80401, USA. His research interests include building energy modeling, advanced control systems, and machine learning. Chintala received his Ph.D. in Mechanical Engineering from Texas A&M University. Contact him at rohit.chintala@nrel.gov.

Marc Day is a Group Manager and Principal Scientist at NREL in Golden, CO, 80401, USA. His research interests include turbulent reacting flows, high-performance computing and multi-scale/multi-fidelity modeling. Dr. Day received his Ph.D. in Applied Plasma Physics and Fusion Engineering from the University of California, Los Angeles. Contact him at Marc.Day@nrel.gov.


Olga Doronina is a Data Scientist at NREL at Golden, CO, 80401, USA. Her research interests include scientific machine learning, surrogate modeling and sensitivity analysis. Doronina received her Ph.D. in mechanical engineering from University of Colorado, Boulder. Contact her at olga.doronina@nrel.gov.

Hilary Egan is a Computational Scientist at NREL in Golden, CO, 80401, USA. Her research interests include scientific machine learning and integration of computation with experiments. Dr. Hilary Egan received her Ph.D. in Astrophysical and Planetary Science from the University of Colorado, Boulder. Contact at hilary.egan@nrel.gov.

Kevin Patrick Griffin is Postdoctoral Research at NREL in Golden, CO, 80401, USA. His research interests include data-driven modeling, turbulence, and CFD. Dr. Griffin received his Ph.D. in Mechanical Engineering from Stanford University. Contact him at kevin.griffin@nrel.gov.

Marc Henry de Frahan is a Computational Scientist at NREL in Golden, CO, 80401, USA. His research interests include computational solvers for PDEs, high performance computing for heterogenous computing architectures, and multiphysics applications. Dr. Henry de Frahan received his Ph.D. in Mechanical Engineering from the University of Michigan, Ann Arbor. Contact him at marc.henrydefrahan@nrel.gov.

Ryan King is a Senior Scientist at NREL in Golden, CO, 80401, USA. His research interests include scientific machine learning, uncertainty quantification and turbulent flows. King received his Ph.D. in Mechanical Engineering from the University of Colorado, Boulder. Contact him at ryan.king@nrel.gov.



Juliane Mueller is a Group Manager at NREL in Golden, CO, 80401, USA. Her research expertise includes derivative free optimization, surrogate modeling, and algorithm development for DOE relevant problems. Mueller received her Ph.D. in applied math from Tampere University of Technology in Finland. She is a member of SIAM and INFORMS. Contact her at Juliane.Mueller@nrel.gov.

Jibonananda Sanyal is a Group Manager for Hybrid Energy Systems at [NREL]. His research interests include renewable energy, end-uses of energy, and applications of computing. Sanyal received his PhD in Computer Science from Mississippi State University. He is a Senior Member of IEEE. Contact him at jjbo.sanyal@nrel.gov.

Deepthi Vaidhynathan is a Senior Researcher at NREL at Golden, CO, 80401, USA. Her research interests include energy system integration, grid modeling and simulation, and performance optimization for scientific software. Vaidhynathan received her M.S in Electrical Engineering from the University of Colorado, Boulder. She is a senior member at IEEE. Contact her at Deepthi.Vaidhynathan@nrel.gov.

Dylan Wald is a PhD student at Colorado School of Mines in Golden, CO, 80401, USA. His research interests include optimal control, machine learning, and HVAC control in buildings. Contact him at dylan-wald@mines.edu.