

Fault-tolerant properties of scale-free linear protocols for synchronization of homogeneous multi-agent systems

Anton A. Stoorvogel, Ali Saberi, and Zhenwei Liu ^{*‡}

October 25, 2024

Abstract

Originally, protocols were designed for multi-agent systems (MAS) using information about the network which might not be available. Recently, there has been a focus on scale-free synchronization where the protocol is designed without any prior information about the network.

As long as the network contains a directed spanning tree, a scale-free protocol guarantees that the network achieves synchronization.

If there is no directed spanning tree then synchronization cannot be achieved. But what happens when these scale-free protocols are applied to such a network where the directed spanning tree no longer exists? This paper establishes that the network decomposes into a number of basic bicomponents which achieves synchronization among all nodes in this basic bicomponent. On the other hand, nodes which are not part of any basic bicomponent converge to a weighted average of the synchronized trajectories of the basic bicomponents. The weights are independent of the initial conditions and are independent of the designed protocol.

1 Introduction

The synchronization problem for multi-agent systems (MAS) has attracted substantial attention due to its potential for applications in several areas, see for instance

^{*}Anton A. Stoorvogel is with Department of Electrical Engineering, Mathematics and Computer Science, University of Twente, P.O. Box 217, Enschede, The Netherlands (e-mail: A.A.Stoorvogel@utwente.nl)

[†]Ali Saberi is with School of Electrical Engineering and Computer Science, Washington State University, Pullman, WA 99164, USA (e-mail: saberi@wsu.edu)

[‡]Zhenwei Liu is with College of Information Science and Engineering, Northeastern University, Shenyang 110819, China (e-mail: liuzhenwei@ise.neu.edu.cn)

the books [1, 2, 4, 8, 11, 12, 19] or the papers [5, 9, 10].

Most of the proposed protocols in the literature for synchronization of MAS require some knowledge of the communication network such as bounds on the spectrum of the associated Laplacian matrix or the number of agents. As it is pointed out in [15–18], these protocols suffer from **scale fragility** where stability properties are lost when the size of the network increases or when the network changes due to addition or removal of links.

In the past few years, **scale-free** linear protocol design has been actively studied in the MAS literature to deal with the existing scale fragility in MAS [6]. Scale-free design implies that the protocols are designed solely based on the knowledge of agent models and do **not** depend on

- information about the communication network such as the spectrum of the associated Laplacian matrix or
- knowledge of the number of agents.

In, for instance, [6], scale-free protocols have been designed utilizing localized information exchange between agent and its neighbors. Due to this local information exchange the protocols are referred to as **collaborative** protocols.

By contrast, scale-free **non-collaborative** protocol designs only use relative measurements and no additional information exchange is available and the protocols are, therefore, fully distributed. The necessary and sufficient conditions for solvability of scale-free design via non-collaborative linear protocol for MAS consisting of SISO agent model were recently reported in [7].

For both collaborative and non-collaborative protocol, the designs achieve synchronization for any communication network which contains a directed spanning tree. If, for instance, due to a faulty link, the network no longer contains a directed spanning tree then synchronization is no longer achieved. This in itself is not surprising since the existence of a directed spanning tree is a necessary condition for achieving network synchronization.

However, it is an interesting question what happens if we apply our scale-free protocol to a network which no longer contains a directed spanning tree. Can this cause instability where synchronization errors blow up or is there some inherent stability in the system. This question is answered in this paper for both collaborative and non-collaborative scale-free protocols. We will establish that the network can be decomposed in basic bicomponents and a set of additional nodes.

- Within each basic bicomponent we achieve synchronization.
- The additional nodes converge to a weighted average of the synchronized trajectories of the basic bicomponents. The nonnegative weights are inde-

pendent of the initial conditions, sum up to 1 and are independent of the designed protocol.

It will be established that this behavior is true for both collaborative and non-collaborative protocols **independent** of their specific design methodology.

2 Communication network and graph

To describe the information flow among the agents we associate a weighted graph \mathcal{G} to the communication network. The weighted graph \mathcal{G} is defined by a triple $(\mathcal{V}, \mathcal{E}, \mathcal{A})$ where $\mathcal{V} = \{1, \dots, N\}$ is a node set, \mathcal{E} is a set of pairs of nodes indicating connections among nodes, and $\mathcal{A} = [a_{ij}] \in \mathbb{R}^{N \times N}$ is the weighted adjacency matrix with non negative elements a_{ij} . Each pair in \mathcal{E} is called an edge, where $a_{ij} > 0$ denotes an edge $(j, i) \in \mathcal{E}$ from node j to node i with weight a_{ij} . Moreover, $a_{ij} = 0$ if there is no edge from node j to node i . We assume there are no self-loops, i.e. we have $a_{ii} = 0$. A path from node i_1 to i_k is a sequence of nodes $\{i_1, \dots, i_k\}$ such that $(i_j, i_{j+1}) \in \mathcal{E}$ for $j = 1, \dots, k - 1$. A directed tree is a subgraph (subset of nodes and edges) in which every node has exactly one parent node except for one node, called the root, which has no parent node. A directed spanning tree is a subgraph which is a directed tree containing all the nodes of the original graph. If a directed spanning tree exists, the root has a directed path to every other node in the graph [3].

The *weighted in-degree* of a vertex i is given by

$$d_{\text{in}}(i) = \sum_{j=1}^N a_{ij}.$$

For a weighted graph \mathcal{G} , the matrix $L = [\ell_{ij}]$ with

$$\ell_{ij} = \begin{cases} \sum_{k=1}^N a_{ik}, & i = j, \\ -a_{ij}, & i \neq j, \end{cases}$$

is called the Laplacian matrix associated with the graph \mathcal{G} . The Laplacian matrix L has all its eigenvalues in the closed right half plane and at least one eigenvalue at zero associated with right eigenvector $\mathbf{1}$ [3]. Moreover, if the graph contains a directed spanning tree, the Laplacian matrix L has a single (simple) eigenvalue at the origin and all other eigenvalues are located in the open right-half complex plane [11].

A directed communication network is said to be strongly connected if it contains a directed path from every node to every other node in the graph. For a given

graph \mathcal{G} every maximal (by inclusion) strongly connected subgraph is called a bicomponent of the graph. A bicomponent without any incoming edges is called a basic bicomponent. Every graph has at least one basic bicomponent. Networks have one unique basic bicomponent if and only if the network contains a directed spanning tree. In general, every node in a network can be reached from at least one basic bicomponent, see [13, page 7]. In Fig. 1 a directed communication network with its bicomponents is shown. The network in this figure contains 6 bicomponents, 3 basic bicomponents (the blue ones) and 3 non-basic bicomponents (the yellow ones).

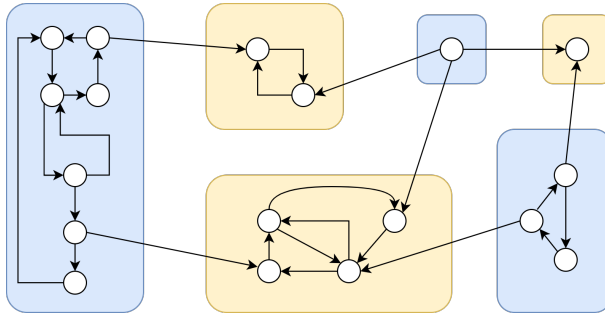


Figure 1: A directed communication network and its bicomponents.

In the absence of a directed spanning tree, the Laplacian matrix of the graph has an eigenvalue at the origin with a multiplicity k larger than 1. This implies that it is a k -reducible matrix and the graph has k basic bicomponents. The book [19, Definition 2.19] shows that, after a suitable permutation of the nodes, a Laplacian matrix with k basic bicomponents can be written in the following form:

$$L = \begin{pmatrix} L_0 & L_{0,1} & L_{0,2} & \cdots & L_{0,k} \\ 0 & L_1 & 0 & \cdots & 0 \\ \vdots & \ddots & \ddots & \ddots & \vdots \\ \vdots & & \ddots & L_{k-1} & 0 \\ 0 & \cdots & \cdots & 0 & L_k \end{pmatrix} \quad (1)$$

where L_1, \dots, L_k are the Laplacian matrices associated to the k basic bicomponents in our network. These matrices have a simple eigenvalue in 0 because they are associated with a strongly connected component. On the other hand, L_0 contains all non-basic bicomponents and is a grounded Laplacian with all eigenvalues in the open right-half plane.

3 Scale-free non-collaborative protocol design for multi-agent systems

Consider multi-agent systems (MAS) consisting of N identical agents:

$$\begin{aligned} x_i^+(t) &= Ax_i(t) + Bu_i(t), \\ y_i(t) &= Cx_i(t), \end{aligned} \quad (2)$$

where $x_i(t) \in \mathbb{R}^n$, $y_i(t) \in \mathbb{R}$ and $u_i(t) \in \mathbb{R}$ are the state, output, and input of agent i , respectively, with $i = 1, \dots, N$. In the aforementioned presentation, for continuous-time systems, $x_i^+(t) = \dot{x}_i(t)$ with $t \in \mathbb{R}$ while for discrete-time systems, $x_i^+(t) = x_i(t+1)$ with $t \in \mathbb{Z}$.

For continuous time MAS, the communication network provides agent i with the following information,

$$\zeta_i(t) = \sum_{j=1}^N a_{ij}(y_i(t) - y_j(t)). \quad (3)$$

The communication topology of the network can be described by a weighted and directed graph \mathcal{G} with nodes corresponding to the agents in the network and the weight of edges given by coefficient a_{ij} . In terms of the coefficients of the associated Laplacian matrix L , $\zeta_i(t)$ can be rewritten as

$$\zeta_i(t) = \sum_{j=1}^N \ell_{ij} y_j(t). \quad (4)$$

For discrete-time agents, each agent $i \in \{1, \dots, N\}$ has access to the quantity

$$\zeta_i(t) = \frac{1}{1+q_i} \sum_{j=1}^N a_{ij}(y_i(t) - y_j(t)), \quad (5)$$

where q_i is an upper bound on $d_{\text{in}}(i)$ for $i, j \in \{1, \dots, N\}$ [14]. In that case, we can use the modified information-exchange

$$\zeta_i(t) = \sum_{j=1, j \neq i}^N d_{ij}(y_i(t) - y_j(t)), \quad (6)$$

instead of (4) where

$$d_{ij} = \frac{a_{ij}}{1+q_i},$$

for $i \neq j$ while

$$d_{ii} = 1 - \sum_{j=1, j \neq i}^N d_{ij}.$$

Note that the weight matrix $D = [d_{ij}]$ is then a, so-called, row stochastic matrix. Let

$$Q_{\text{in}} = \text{diag}(q_1, q_2, \dots, q_N).$$

Then, the relationship between the row stochastic matrix D and the Laplacian matrix L is

$$(I + Q_{\text{in}})^{-1}L = I - D. \quad (7)$$

Non-collaborative protocols only use this relative measurement ζ_i and achieve fully distributed protocols. In scale-free protocols, we are looking for protocols which do not depend on the network structure. This is motivated by the fact that in many applications, an agent might be added/removed or a link might fail and you then do not want to have to redesign the protocols being used.

Definition 1 We denote by \mathbb{G}^N the set of all directed graphs with N nodes which contain a directed spanning tree.

We formulate the scale-free non-collaborative synchronization problem of a MAS as follows.

Problem 1 The *scale-free non-collaborative state synchronization problem* for MAS (2) with communication given by (4) for continuous-time or (6) for discrete-time case is to find, if possible, a fixed linear protocol of the form:

$$\begin{cases} x_{i,c}^+ = A_c x_{i,c} + B_c \zeta_i, \\ u_i = F_c x_{i,c} + G_c \zeta_i, \end{cases} \quad (8)$$

where $x_{c,i}(t) \in \mathbb{R}^{n_c}$ is the state of protocol, such that state synchronization is achieved

$$\lim_{t \rightarrow \infty} x_i(t) - x_j(t) = 0 \quad (9)$$

for all $i, j = 1, \dots, N$ for any number of agents N , for any fixed communication graph $\mathcal{G} \in \mathbb{G}^N$ and for all initial conditions of agents and protocols.

We refer to a protocol (8) which solves Problem 1 as a scale-free non-collaborative linear protocol.

3.1 Continuous-time MAS

In this section, we focus on continuous-time MAS. It is known that the Problem 1 is solvable for a large class of systems. We recall the following theorem from [7, Theorem 1].

Theorem 1 *The scale-free continuous-time state synchronization problem as formulated in Problem 1 is solvable if the agent model (2) is either asymptotically stable or satisfies the following conditions:*

- *Stabilizable and detectable,*
- *Neutrally stable,*
- *Minimum phase,*
- *Uniform rank with the order of the infinite zero equal to one.*

This paper wants to investigate what happens if we apply a protocol of the form (8) designed to solve Problem 1 to a network which does **not** contain a directed spanning tree.

By using protocol (8) we can define

$$\tilde{A} = \begin{pmatrix} A & BF_c \\ 0 & A_c \end{pmatrix}, \quad \tilde{B} = \begin{pmatrix} BG_c \\ B_c \end{pmatrix}, \quad \tilde{C} = (C \ 0). \quad (10)$$

We have the following result:

Theorem 2 *Consider a continuous-time MAS with agent dynamics (2). Assume a protocol (8) solves the scale-free state synchronization problem, i.e. the protocol is designed for the case when the network contains a directed spanning tree.*

If the network does not contain a directed spanning tree, then the graph contains k basic bicomponents with $k > 1$. Then for any $i \in \{1, \dots, k\}$,

- *Within basic bicomponent \mathcal{B}_i , the state of the agents and the state of the associated protocol achieve synchronization and converge to trajectories $x_{i,s}$ and $x_{i,s,c}$ respectively satisfying*

$$\begin{pmatrix} \dot{x}_{i,s} \\ \dot{x}_{i,s,c} \end{pmatrix} = \tilde{A} \begin{pmatrix} x_{i,s} \\ x_{i,s,c} \end{pmatrix}$$

whose initial condition is a linear combination of the initial conditions of the agents within this basic bicomponent.

- An agent j which is not part of any of the basic bicomponents synchronizes to a trajectory:

$$\sum_{i=1}^k \beta_{j,i} \begin{pmatrix} x_{i,s} \\ x_{i,s,c} \end{pmatrix}$$

where the coefficients $\beta_{j,i}$ are nonnegative, satisfy:

$$1 = \sum_{i=1}^k \beta_{j,i} \quad (11)$$

and only depend on the parameters of the network and do not depend on any of the initial conditions.

Proof: The paper [12, Chapter 2] has shown that we achieve scale-free state synchronization if and only if

$$\tilde{A} + \lambda \tilde{B}\tilde{C} \quad (12)$$

is asymptotically stable for all $\lambda \in \mathbb{C}$ with $\text{Re } \lambda > 0$. We use the decomposition (1) introduced before. We label the states of the agents and protocols as:

$$\bar{x}_i = \begin{pmatrix} x_{k_i+1} \\ x_{k_i+1,c} \\ x_{k_i+2} \\ x_{k_i+2,c} \\ \vdots \\ x_{k_{i+1}} \\ x_{k_{i+1},c} \end{pmatrix}$$

where $k_0 = 0$ and $k_{i+1} - k_i$ is the number of columns of L_i for $i = 0, \dots, k$. It is easy to verify that the dynamics of the i 'th basic bicomponent ($i \in \{1, \dots, k\}$) is given by:

$$\dot{\bar{x}}_i = [(I \otimes \tilde{A}) + L_i \otimes \tilde{B}\tilde{C}] \bar{x}_i$$

and since (12) is asymptotically stable for all $\lambda \in \mathbb{C}$ with $\text{Re } \lambda > 0$, classical results guarantee synchronization within this basic bicomponent and

$$\begin{pmatrix} x_j(t) \\ x_{j,c}(t) \end{pmatrix} - \begin{pmatrix} x_{i,s}(t) \\ x_{i,s,c}(t) \end{pmatrix} \rightarrow 0$$

as $t \rightarrow \infty$ for $j = k_i + 1, \dots, k_{i+1}$ with:

$$\begin{pmatrix} \dot{x}_{i,s} \\ \dot{x}_{i,s,c} \end{pmatrix} = \tilde{A} \begin{pmatrix} x_{i,s} \\ x_{i,s,c} \end{pmatrix}$$

and

$$\begin{pmatrix} x_{i,s}(0) \\ x_{i,s,c}(0) \end{pmatrix} = \sum_{i=k_i+1}^{k_{i+1}} \alpha_i \begin{pmatrix} x_{k_{i+1}}(0) \\ x_{k_{i+1},c}(0) \end{pmatrix}$$

where

$$\bar{\alpha}_i = (\alpha_{k_i+1} \quad \cdots \quad \alpha_{k_{i+1}})$$

is the unique left-eigenvector associated with eigenvalue 0 of L_i whose elements are nonnegative and sum up to 1. Define

$$\bar{x}_{0,s} = - \sum_{i=1}^k (L_0^{-1} L_{0,i} \mathbf{1}_i \otimes I) \begin{pmatrix} x_{i,s} \\ x_{i,s,c} \end{pmatrix} \quad (13)$$

where $\mathbf{1}_i$ is a column vector with all elements equal to 1 whose size is equal to the number of columns of $L_{0,i}$ while $\mathbf{1}_0$ is a column vector with all elements equal to 1 whose size is equal to the number of columns of L_0 . We claim that $\bar{x}_0(t) - \bar{x}_{0,s}(t) \rightarrow 0$ as $t \rightarrow \infty$ which implies that

$$\begin{pmatrix} x_j(t) \\ x_{j,c}(t) \end{pmatrix} - \sum_{i=1}^k \beta_{j,i} \begin{pmatrix} x_{i,s}(t) \\ x_{i,s,c}(t) \end{pmatrix} \rightarrow 0 \quad (14)$$

as $t \rightarrow \infty$ for $j = 1, \dots, k_1$ where

$$\begin{pmatrix} \beta_{1,i} \\ \beta_{2,i} \\ \vdots \\ \beta_{k_0,i} \end{pmatrix} = -L_0^{-1} L_{0,i} \mathbf{1}_i. \quad (15)$$

Note that the elements of $L_{0,i}$ are all nonpositive and the elements of L_0^{-1} are all nonnegative (as the inverse of a grounded Laplacian matrix). This immediately shows that the coefficients $\beta_{j,i}$ are all nonnegative. Moreover,

$$L \begin{pmatrix} \mathbf{1}_0 \\ \vdots \\ \mathbf{1}_k \end{pmatrix} = 0 \quad (16)$$

implies

$$L_0 \mathbf{1}_0 + \sum_{i=1}^k L_{0,i} \mathbf{1}_i = 0. \quad (17)$$

Note that (17) implies that the $\beta_{i,j}$ defined in (15) satisfies (11). Remains to verify that (14) is satisfied. In order to establish this we look at the dynamics of the agents not contained in one of the basic bicomponents. We get:

$$\dot{\bar{x}}_0 = [(I \otimes \tilde{A}) + L_0 \otimes \tilde{B}\tilde{C}] \bar{x}_0 + \sum_{i=1}^k (L_{0,i} \otimes \tilde{B}\tilde{C}) \bar{x}_i.$$

After some algebraic manipulations we find that

$$e_0 = \bar{x}_0 - \bar{x}_{0,s}$$

satisfies:

$$\begin{aligned} \dot{e}_0 = & [(I \otimes \tilde{A}) + L_0 \otimes \tilde{B}\tilde{C}] e_0 \\ & + \sum_{i=1}^k (L_{0,i} \otimes \tilde{B}\tilde{C}) \left[\bar{x}_i - (\mathbf{1}_i \otimes I) \begin{pmatrix} x_{i,s} \\ x_{i,s,c} \end{pmatrix} \right] \end{aligned}$$

where we use that (13) implies:

$$(L_0 \otimes \tilde{B}\tilde{C}) \bar{x}_{0,s} + \sum_{i=1}^k (L_{0,i} \mathbf{1}_i \otimes \tilde{B}\tilde{C}) \begin{pmatrix} x_{i,s} \\ x_{i,s,c} \end{pmatrix} = 0$$

Since $I \otimes \tilde{A} + L_0 \otimes \tilde{B}\tilde{C}$ is asymptotically stable and

$$\bar{x}_i(t) - (\mathbf{1}_i \otimes I) \begin{pmatrix} x_{i,s}(t) \\ x_{i,s,c}(t) \end{pmatrix} \rightarrow 0$$

as $t \rightarrow \infty$ we find that $e_0(t) \rightarrow 0$ as $t \rightarrow \infty$ which yields (14). ■

Remark 1 *In the above proof, we established the synchronization properties for a general network structure. Let's investigate how the above is consistent with the result that we achieve synchronization in case the network has a directed spanning tree.*

The network having a directed spanning tree is equivalent to the network having a single basic bicomponent. In the notation of the above proof we then have $k = 1$. We note that the state of the agents and the state of their associated protocol within the single basic bicomponent converge to some trajectory:

$$\begin{pmatrix} x_{1,s}(t) \\ x_{1,s,c}(t) \end{pmatrix}$$

Next we note that (17) with $k = 1$ implies $\mathbf{1}_0 = -L_0^{-1}L_{0,1}\mathbf{1}_1$. This yields that (15) reduces to:

$$\begin{pmatrix} \beta_{1,1} \\ \beta_{2,1} \\ \vdots \\ \beta_{k_0,1} \end{pmatrix} = -L_0^{-1}L_{0,1}\mathbf{1}_1 = \mathbf{1}_0$$

which implies that (14) reduces to:

$$\begin{pmatrix} x_j(t) \\ x_{j,c}(t) \end{pmatrix} - \begin{pmatrix} x_{1,s}(t) \\ x_{1,s,c}(t) \end{pmatrix} \rightarrow 0$$

as $t \rightarrow \infty$ for $j = 1, \dots, k_1$. This implies that we indeed achieve synchronization.

3.2 Discrete-time MAS

We focus on the discrete-time MAS. The following solvability results are known by recalling [7, Theorem 2].

Theorem 3 *The scale-free discrete-time non-collaborative state synchronization problem as formulated in Problem 1 is solvable with information exchange (6) if the agent model (2) is either asymptotically stable or satisfies the following conditions:*

- *Stabilizable and detectable,*
- *Neutrally stable.*

Note that in the discrete-time case we do not need restrictions on the zeros which is actually due to our use of local bounds on the neighborhoods that yielded the modified exchange (6). The following result shows that in discrete time we effectively get the same result as in continuous time.

Theorem 4 *Consider a discrete-time MAS with agent dynamics (2). Assume a protocol (8) solves the scale-free non-collaborative state synchronization problem, i.e. the protocol is designed for the case when the network contains a directed spanning tree.*

If the network does not contain a directed spanning tree, then the Laplacian matrix of the graph has an eigenvalue at the origin with a multiplicity k larger than 1. This implies that the graph has k basic bicomponents. Then for any $i \in (1, \dots, k)$,

- Within basic bicomponent \mathcal{B}_i , the state of the agents and the state of the associated protocol achieve synchronization and converge to trajectories $x_{i,s}$ and $x_{i,s,c}$ respectively satisfying

$$\begin{pmatrix} x_{i,s}(t+1) \\ x_{i,s,c}(t+1) \end{pmatrix} = \tilde{A} \begin{pmatrix} x_{i,s}(t) \\ x_{i,s,c}(t) \end{pmatrix}$$

whose initial condition is a linear combination of the initial conditions of the agents within this basic bicomponent.

- An agent j which is not part of any of the basic bicomponents synchronizes to a trajectory:

$$\sum_{i=1}^k \beta_{j,i} \begin{pmatrix} x_{i,s}(t) \\ x_{i,s,c}(t) \end{pmatrix}$$

where the coefficients $\beta_{j,i}$ are nonnegative, satisfy (11) and only depend on the parameters of the network and do not depend on any of the initial conditions.

Proof: The proof of Theorem 2 can be easily modified to yield the above result. For instance, instead of (12) we need that

$$\tilde{A} + (1 - \lambda)\tilde{B}\tilde{C} \tag{18}$$

for all λ in the open unit disc and the structure of the matrix L immediately relates to a similar structure of the row stochastic matrix D . ■

4 Scale-free collaborative protocol design for multi-agent systems

Consider the same class of multi-agent systems (MAS) consisting of N identical agents of the form (2) with information exchange given by (4).

Collaborative protocols, which were introduced by [5], allow extra information exchange between neighbors. Typically, this additional information exchange consists of relative information about the difference between the state of the protocol of a specific agent and the state of the protocol of a neighboring agent using the same network. In other words, we also have:

$$\hat{\zeta}_i = \sum_{j=1}^N \ell_{ij} H_c x_{i,c} \tag{19}$$

available in our protocol design where $x_{i,c}$ denotes the state of the protocol for the i 'th agent and the matrix H_c can be part of the protocol design.

For discrete-time MAS, we have

$$\hat{\zeta}_i(t) = \sum_{j=1, j \neq i}^N d_{ij} H_c (x_{i,c}(t) - x_{j,c}(t)) \quad (20)$$

We formulate the scale-free collaborative synchronization problem of a MAS as follows.

Problem 2 *The scale-free collaborative state synchronization problem for MAS (2) with communication given by (4) and (19) for continuous-time or (6) and (20) for discrete-time is to find, if possible, a fixed linear protocol of the form:*

$$\begin{cases} x_{i,c}^+ = A_c x_{i,c} + B_c \zeta_i + E_c \hat{\zeta}_i, \\ u_i = F_c x_{i,c} + G_c^1 \zeta_i + G_c^2 \hat{\zeta}_i, \end{cases} \quad (21)$$

and a matrix H_c where $x_{c,i}(t) \in \mathbb{R}^{n_c}$ is the state of protocol, such that state synchronization is achieved, i.e. (9) is satisfied for all $i, j = 1, \dots, N$ for any number of agents N , for any fixed communication graph $\mathcal{G} \in \mathbb{G}^N$ and for all initial conditions of agents and protocols.

We call a protocol (21) which solves Problem 2, a scale-free collaborative linear protocol.

4.1 Continuous-time MAS

Firstly, we obtain the necessary and sufficient conditions for solvability of scale-free collaborative state synchronization for continuous-time MAS. It is known that this problem is solvable under some conditions. The main advantage of the collaborative protocols in this context are that we no longer need restrictions on the zeros and the relative degree of the system. Moreover, the requirement of neutrally stability has been weakened to at most weakly unstable condition.

Theorem 5 *The scale-free collaborative continuous-time state synchronization problem as formulated in Problem 2 is solvable if and only if the agent model (2) is either asymptotically stable or satisfies the following conditions:*

- Stabilizable and detectable,
- All poles are in the closed left-half plane.

Proof: Sufficiency has been established in the book [6, Chapter 3] by explicitly constructing appropriate protocols.

We only provide the proof of necessity. Stabilizability and detectability are obviously necessary. By using protocol (21) we can define

$$\tilde{A} = \begin{pmatrix} A & BF_c \\ 0 & A_c \end{pmatrix}, \tilde{B} = \begin{pmatrix} BG_c^1 & BG_c^2 \\ B_c & E_c \end{pmatrix}, \tilde{C} = \begin{pmatrix} C & 0 \\ 0 & H_c \end{pmatrix} \quad (22)$$

A continuous-time scale-free design requires:

$$\tilde{A} + \lambda \tilde{B} \tilde{C}$$

to be asymptotically stable for all λ with $\text{Re } \lambda \geq 0$. Letting $\lambda \rightarrow 0$ we find as a necessary condition that the eigenvalues of \tilde{A} must be in the closed left-half plane. This yields that all poles of the agents must be in the closed left-half plane. ■

We again want to investigate what happens if we apply a protocol of the form (21) designed to solve Problem 2 to a network which does **not** contain a directed spanning tree. We have the following result:

Theorem 6 *Consider a continuous-time MAS with agent dynamics (2) and communication via (4) and (19). Assume a protocol (21) solves the scale-free state synchronization problem i.e. the protocol is designed for the case when the network contains a directed spanning tree.*

If the network does not contain a directed spanning tree, then the Laplacian matrix of the graph has an eigenvalue at the origin with a multiplicity k larger than 1. This implies that the graph has k basic bicomponents. Then for any $i \in \{1, \dots, k\}$,

- *Within basic bicomponent \mathcal{B}_i , the state of the agents and the state of the associated protocol achieve synchronization and converge to trajectories $x_{i,s}$ and $x_{i,s,c}$ respectively satisfying*

$$\begin{pmatrix} \dot{x}_{i,s} \\ \dot{x}_{i,s,c} \end{pmatrix} = \tilde{A} \begin{pmatrix} x_{i,s} \\ x_{i,s,c} \end{pmatrix}$$

whose initial condition is a linear combination of the initial conditions of the agents within this basic bicomponent.

- *An agent j which is not part of any of the basic bicomponents synchronizes to a trajectory:*

$$\sum_{i=1}^k \beta_{j,i} \begin{pmatrix} x_{i,s} \\ x_{i,s,c} \end{pmatrix}$$

where the coefficients $\beta_{j,i}$ are nonnegative, satisfy (11) and only depend on the parameters of the network and do not depend on any of the initial conditions.

Remark 2 The main issue of the above theorem is that it shows that the extra communication does not have any influence on the synchronization properties of the network.

We obtain the same synchronization properties using collaborative protocols as we obtained earlier for non-collaborative protocols.

Proof: The proof of Theorem 2 can be also used for this case with the only modification that (10) is replaced by (22). ■

4.2 Discrete-time MAS

For discrete-time agents, we also have necessary and sufficient conditions for solvability of scale-free collaborative state synchronization as presented in the following result.

Theorem 7 The scale-free collaborative discrete-time state synchronization problem as formulated in Problem 2 is solvable by using protocol (21) if and only if the agent model (2) is either asymptotically stable or satisfies the following conditions:

- Stabilizable and detectable,
- All poles are in the closed unit circle.

Proof: Sufficiency has been established in the book [6, Chapter 4] by explicitly constructing appropriate protocols.

We only provide the proof of necessity. By using protocol (21) we still have (22). For the discrete-time MAS, a scale-free design requires:

$$\tilde{A} + (1 - \lambda)\tilde{B}\tilde{C}$$

to be asymptotically stable for all λ with $|\lambda| \leq 1$. Letting $\lambda \rightarrow 1$ we find as a necessary condition that the eigenvalues of \tilde{A} must be in the closed unit circle. This immediately yields that all poles of the agents must be in the closed unit circle. ■

Next, we again want to investigate what happens if we apply a protocol of the form (21) designed to solve Problem 2 to a network which does **not** contain a directed spanning tree:

Theorem 8 Consider a discrete-time MAS with agent dynamics (2) and communication via (6) and (20). Assume a protocol (21) solves the scale-free state synchronization problem, i.e. the protocol is designed for the case when the network contains a directed spanning tree. We then call the protocol (21) a scale-free collaborative linear protocol.

If the network does not contain a directed spanning tree, then the Laplacian matrix of the graph has an eigenvalue at the origin with a multiplicity k larger than 1. This implies that the graph has k basic bicomponents. Then for any $i \in (1, \dots, k)$,

- Within basic bicomponent \mathcal{B}_i , the state of the agents and the state of the associated protocol achieve synchronization and converge to trajectories $x_{i,s}$ and $x_{i,s,c}$ respectively satisfying

$$\begin{pmatrix} x_{i,s}(t+1) \\ x_{i,s,c}(t+1) \end{pmatrix} = \tilde{A} \begin{pmatrix} x_{i,s}(t) \\ x_{i,s,c}(t) \end{pmatrix}$$

whose initial condition is a linear combination of the initial conditions of the agents within this basic bicomponent.

- An agent j which is not part of any of the basic bicomponents synchronizes to a trajectory:

$$\sum_{i=1}^k \beta_{j,i} \begin{pmatrix} x_{i,s}(t) \\ x_{i,s,c}(t) \end{pmatrix}$$

where the coefficients $\beta_{j,i}$ are nonnegative, satisfy (11) and only depend on the parameters of the network and do not depend on any of the initial conditions.

Proof: Similar to the proof of Theorems 6 and 2, the proof can be also used for this case with the only modification that (10) is replaced by (22). ■

Remark 3 Note that in the conversion from a Laplacian matrix L to a row stochastic matrix D we used the local upper bounds q_i , see equation (5). It can be easily shown that the choice of q_i does not affect the parameters $\beta_{j,i}$ in the above theorem. However, this choice can affect the initial conditions for $x_{i,s}$ and $x_{i,s,c}$ for the synchronized trajectory within basic bicomponent \mathcal{B}_i .

5 Numerical examples

In this section, we show the efficiency of our protocol design by two examples. We consider non-collaborative protocol (8). We choose the existing examples in both continuous- and discrete-time presented in [7].

5.1 Continuous-time case

Consider a continuous-time homogeneous MAS with agent model (2) given by:

$$A = \begin{pmatrix} 0 & 1 & 1 \\ -1 & 0 & 1 \\ 0 & 0 & 0 \end{pmatrix}, \quad B = I, \quad C = \begin{pmatrix} 1 & 0 & 0 \\ 0 & 1 & 0 \end{pmatrix}.$$

Using the protocol design from [7], we obtain the following non-collaborative protocols for $i = 1, \dots, N$,

$$\begin{cases} \dot{z}_i = \begin{pmatrix} -1 & 0 & 1 \\ -1 & -2 & 1 \\ -1 & -1 & 0 \end{pmatrix} z_i + \begin{pmatrix} 1 & 1 \\ 0 & 2 \\ 1 & 1 \end{pmatrix} \zeta_i, \\ \dot{p}_i = -2p_i - \rho \begin{pmatrix} -0.6 & -2.2 & 2.3 & 3.4 \end{pmatrix} \begin{pmatrix} z_i \\ (0 \ 1) \zeta_i \end{pmatrix}, \\ u_i = - \begin{pmatrix} 0 \\ 0 \\ 1 \end{pmatrix} p_i - \rho \begin{pmatrix} 0 & 0 & 0 & 0 \\ -0.6 & -2.2 & 2.3 & 3.4 \\ 0 & 0 & 0 & 0 \end{pmatrix} \begin{pmatrix} z_i \\ (0 \ 1) \zeta_i \end{pmatrix}. \end{cases} \quad (23)$$

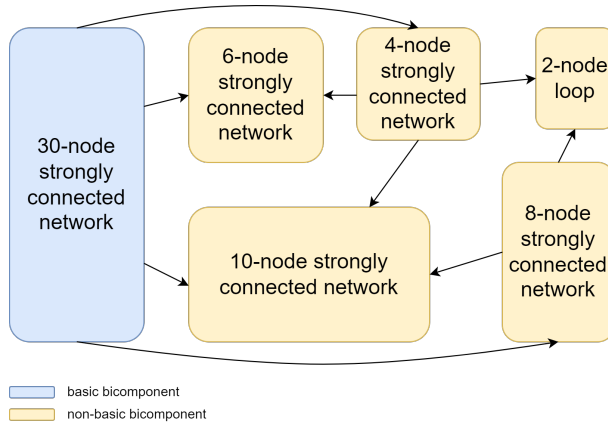


Figure 2: The 60-nodes communication network with spanning tree.

We achieve output synchronization result for the 60-node heterogeneous network shown in figure 2, since it contains a directed spanning tree and the protocol presented above is scale-free.

When some links have faults in the network, the communication network might lose its directed spanning tree. For example, if two specific links are broken in the original 60-node network given by Fig. 2, then we obtain the network as given in Figure 3

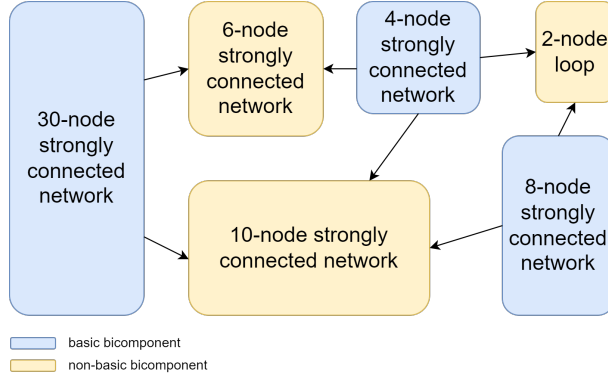


Figure 3: The communication network without spanning tree. The links are broken due to faults.

It is obvious that there is no spanning tree in Figure 3. We obtain three basic bicomponents (indicated in blue): The 30-node, 8-node, and 4-node basic bicomponents. Meanwhile, there are three non-basic bicomponents: a 10-node non-basic bicomponents, a 6-node non-basic bicomponents and a 2-node non-basic bicomponents, which are indicated in yellow.

We have seen that for the 60-node network given by (2) this protocol indeed achieves output synchronization. If we apply the protocol (23) to the network described by Figure 3 which does not contain a directed spanning tree, we again consider the six bicomponents constituting the network. We see that, consistent with the theory, we get output synchronization within figures 4, 5 and 6 respectively which are the three basic bicomponents. Obviously, the disagreement dynamic among the agents (the errors between the output of agents) goes to zero within each basic bicomponent. According to Theorem 2, we obtain that any agent outside of the basic bicomponents converges to a convex combination of the synchronized trajectories of the basic bicomponents. The parameters of the convex combination only depend on the structure of the graph.

5.2 Discrete-time case

Consider a discrete-time homogeneous MAS with agent model (2) give by:

$$A = \begin{pmatrix} 0 & 1 & 1 \\ -1 & 0 & 1 \\ 0 & 0 & 1 \end{pmatrix}, B = \begin{pmatrix} 0 \\ 0 \\ 1 \end{pmatrix}, C = (1 \ 0 \ 0).$$

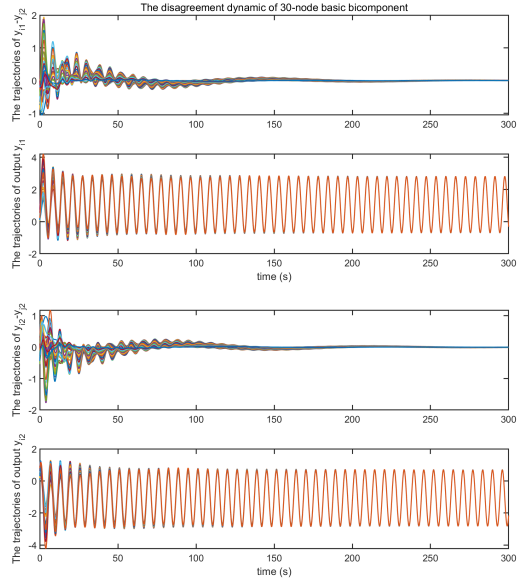


Figure 4: 30-node basic bicomponent for continuous-time MAS: disagreement dynamic among the agents and synchronized output trajectories.

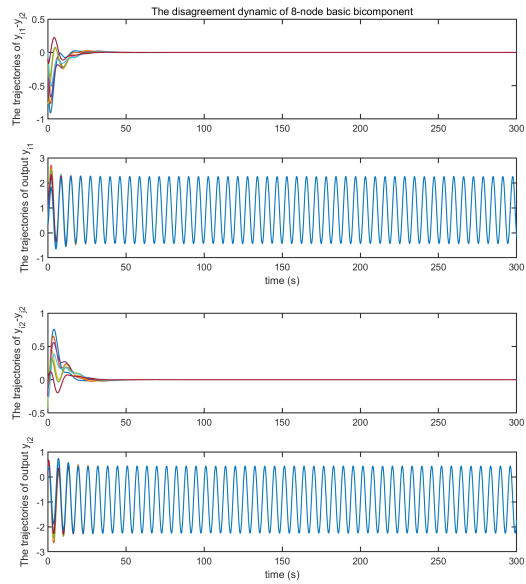


Figure 5: 8-node basic bicomponent for continuous-time MAS: disagreement dynamic among the agents and synchronized output trajectories.

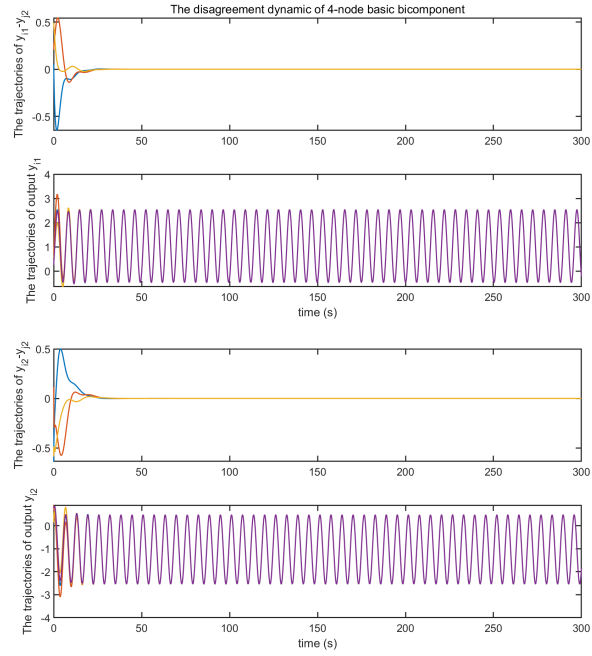


Figure 6: 4-node basic bicomponent for continuous-time MAS: disagreement dynamic among the agents and synchronized output trajectories.

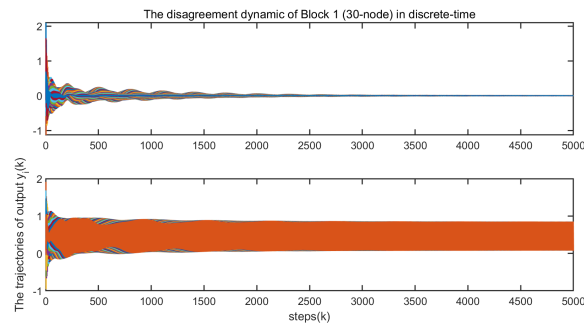


Figure 7: 30-node basic bicomponent for discrete-time MAS: disagreement dynamic among the agents and synchronized output trajectories.

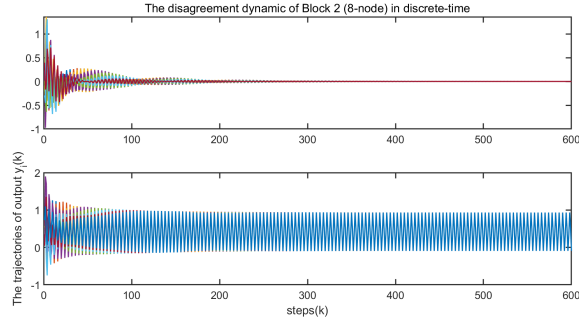


Figure 8: 8-node basic bicomponent for discrete-time MAS: disagreement dynamic among the agents and synchronized output trajectories.

According to the design of [7], we obtain the following non-collaborative protocols for $i = 1, \dots, N$,

$$\begin{cases} \chi_i(k+1) = \begin{pmatrix} -0.5 & 1 & 1 \\ -0.5 & 0 & 1 \\ -0.4 & 0 & 1 \end{pmatrix} \chi_i(k) + \begin{pmatrix} 0.5 \\ -0.5 \\ 0.4 \end{pmatrix} \zeta_i(k), \\ u_i(k) = - (0 \ -0.1 \ 0.1) \chi_i(k). \end{cases} \quad (24)$$

Then, we consider scale-free weak output synchronization result for the 60-node discrete-time heterogeneous network shown in figure 3.

By using the scale-free protocol (24), we see that, consistent with the theory, we get output synchronization the three basic bicomponents as illustrated in figures 7, 8 and 9 respectively. Obviously, the disagreement dynamic among the agents (the errors between the output of agents) goes to zero within each basic bicomponent.

According to Theorem 4, we obtain that any agent outside of the basic bicomponents converges to a convex combination of the synchronized trajectories of the basic bicomponents. The parameters of the convex combination only depend on the structure of the graph.

6 Conclusion

In this paper we have shown how scale-free protocols which achieve state synchronization behave when, due to a fault, the network no longer contains a directed spanning tree. We have seen that the protocols guarantee a stable response to these faults where agents converge to a convex combination of the asymptotic behavior achieved in the basic bicomponents. Moreover, this behavior is independent of the specific scale-free protocols being used.

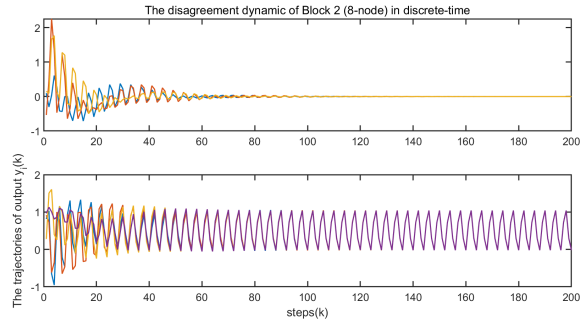


Figure 9: 4-node basic bicomponent for discrete-time MAS: disagreement dynamic among the agents and synchronized output trajectories.

We think this form of synchronization is really useful in many applications where network information is simply not available. For instance we are currently working on extending these ideas in the context of agents subject to disturbances.

References

- [1] H. Bai, M. Arcak, and J. Wen. *Cooperative control design: a systematic, passivity-based approach*. Communications and Control Engineering. Springer Verlag, 2011.
- [2] F. Bullo. *Lectures on network systems*. Kindle Direct Publishing, 2019.
- [3] C. Godsil and G. Royle. *Algebraic graph theory*, volume 207 of *Graduate Texts in Mathematics*. Springer-Verlag, New York, 2001.
- [4] L. Kocarev. *Consensus and synchronization in complex networks*. Springer, Berlin, 2013.
- [5] Z. Li, Z. Duan, G. Chen, and L. Huang. Consensus of multi-agent systems and synchronization of complex networks: A unified viewpoint. *IEEE Trans. Circ. & Syst.-I Regular papers*, 57(1):213–224, 2010.
- [6] Z. Liu, D. Nojavanzedah, and A. Saberi. *Cooperative control of multi-agent systems: A scale-free protocol design*. Springer, Cham, 2022.
- [7] Z. Liu, A. Saberi, and A.A. Stoorvogel. Scale-free non-collaborative linear protocol design for a class of homogeneous multi-agent systems. *IEEE Trans. Aut. Contr.*, 69(5):3333–3340, 2024.

- [8] M. Mesbahi and M. Egerstedt. *Graph theoretic methods in multiagent networks*. Princeton University Press, Princeton, 2010.
- [9] R. Olfati-Saber and R.M. Murray. Consensus problems in networks of agents with switching topology and time-delays. *IEEE Trans. Aut. Contr.*, 49(9):1520–1533, 2004.
- [10] W. Ren and R.W. Beard. Consensus seeking in multiagent systems under dynamically changing interaction topologies. *IEEE Trans. Aut. Contr.*, 50(5):655–661, 2005.
- [11] W. Ren and Y.C. Cao. *Distributed coordination of multi-agent networks*. Communications and Control Engineering. Springer-Verlag, London, 2011.
- [12] A. Saberi, A. A. Stoorvogel, M. Zhang, and P. Sannuti. *Synchronization of multi-agent systems in the presence of disturbances and delays*. Birkhäuser, New York, 2022.
- [13] A. Stanoev and D. Smilkov. Consensus theory in networked systems. In L. Kocarev, editor, *Consensus and synchronization in complex networks*, pages 1–22. Springer-Verlag, Berlin, 2013.
- [14] A.A. Stoorvogel, A. Saberi, and Z. Liu. The role of local bounds on neighborhoods in the network for scale-free state synchronization of multi-agent systems. *Int. J. Robust & Nonlinear Control*, 34(15):10555–10570, 2024.
- [15] S. Stüdli, M. M. Seron, and R. H. Middleton. Vehicular platoons in cyclic interconnections with constant inter-vehicle spacing. In *20th IFAC World Congress*, volume 50(1) of *IFAC PapersOnLine*, pages 2511–2516, Toulouse, France, 2017. Elsevier.
- [16] E. Tegling, B. Bamieh, and H. Sandberg. Localized high-order consensus destabilizes large-scale networks. In *American Control Conference*, pages 760–765, Philadelphia, PA, 2019.
- [17] E. Tegling, B. Bamieh, and H. Sandberg. Scale fragilities in localized consensus dynamics. *Automatica*, 153(111046):1–12, 2023.
- [18] E. Tegling, R. H. Middleton, and M. M. Seron. Scalability and fragility in bounded-degree consensus networks. In *8th IFAC Workshop on Distributed Estimation and Control in Networked Systems*, volume 52(20), pages 85–90, Chicago, IL, 2019. IFAC-PapersOnLine, Elsevier.

- [19] C.W. Wu. *Synchronization in complex networks of nonlinear dynamical systems*. World Scientific Publishing Company, Singapore, 2007.