

# Optimal Operation of Reconfigurable Active Distribution Networks Aiming at Resiliency Improvement

Saeed Behzadi

Department of Electrical Engineering,  
Faculty of Engineering, University of  
Zanjan, Zanjan, Iran  
saeedbehzadi@znu.ac.ir

Amir Bagheri

Department of Electrical Engineering,  
Faculty of Engineering, University of Zanjan,  
Zanjan, Iran  
a.bagheri@znu.ac.ir

Abbas Rabiee

Department of Electrical Engineering,  
Faculty of Engineering, University of Zanjan,  
Zanjan, Iran  
Rabiee@znu.ac.ir

**Abstract**— As natural disasters bring about power outage and financial losses, network resiliency is an important challenge for distribution network operators (DNOs). On the other side, power loss reduction during normal operating condition is a major concern of DNOs. In this paper, optimal scheduling of active distribution network (ADN) is addressed through simultaneous minimization of power loss in normal condition and load shedding in critical condition after natural disasters. A new formulation is developed for the network reconfiguration to optimize the system operation in both normal and emergency conditions in the presence of conventional and renewable-energy-based distributed generation (DG) as well as energy storage systems (ESSs). The line flow based (LFB) algorithm is used for the AC power flow calculations, and all the developed relations have been convexified to construct a mixed-integer quadratically-constrained programming (MIQCP) optimization model. The simulations have been implemented on the IEEE 33-bus system in GAMS, and the results are investigated.

**Keywords**— ADN, Resiliency, DG, ESS, Reconfiguration, Grid formation, Energy loss.

## I. NOMENCLATURE

$i / j$	Buses
$T$	Time
$C$	System operating mode
$\ell$	Line between buses $i$ and $j$
$\Omega_N$	Set of buses
$\Omega_L$	Set of branches
$\Omega_T$	Set of time
$\Omega_C$	Set of system operating mode
$\Omega_S$	Set of slack buses
$\Omega_{DG}$	Set of candidate buses for installing a synchronous generator
$\Omega_{ESS}$	Set of candidate buses for installing energy storage systems
$\Omega_{WT}$	Set of candidate buses for installing wind turbines
$R_\ell^{Line}$	Line resistance
$X_\ell^{Line}$	Line reactance
$P_i^L / Q_i^L$	Peak value of active/reactive load demand
$\lambda_i$	Daily load factor
$PF_c$	Generation power factor of synchronous DGs

$bigM$

$V_{Min} / V_{Max}$

$I_\ell^{Max}$

$P_{Max}^G / Q_{Max}^G$

$P_{Min}^{net} / P_{Max}^{net}$

$Q_{Min}^{net} / Q_{Max}^{net}$

$H_{Min} / H_{Max}$

$G_{Max}$

$S_{Max}^{DG}$

$SOC^{Max}$

$P_{Max}^{ESS}$

$EFC / EFD$

$V_t^{wind}$

$P_{rated}$

$P_{i,c,t}^{WTA}$

$V_{c_{in}} / V_{c_{out}}$

$V_{rated}$

$OF$

$OF_1, OF_2$

$OF_1^{optimum}$

$OF_2^{optimum}$

$RI$

$V_{i,c,t}$

$I_{\ell,c,t}$

$U_{i,c,t}$

$J_{\ell,c,t}$

$P_{i,c,t}^{Lsh} / Q_{i,c,t}^{Lsh}$

$P_{i,c,t}^{Lsh\_a}$

$P^{Ltotal}$

$P_{i,j,c,t}^{net} / Q_{i,j,c,t}^{net}$

$P_{i,c,t}^G / Q_{i,c,t}^G$

$P_{i,c,t}^{DG} / Q_{i,c,t}^{DG}$

A big number

Minimum/Maximum voltage of buses

Maximum capacity of lines (in Ampere)

Maximum active/reactive power injected into the system from the upstream network

Minimum/maximum active power passing through lines

Minimum/maximum reactive power passing through lines

Minimum/maximum hypothetical active power that can be passed through lines

Maximum hypothetical active power

Capacity of synchronous generators

Maximum energy storage capacity of ESS

Maximum active power of ESS

Charge/discharge efficiency of ESS

Wind speed

Rated power of wind turbines

Maximum active power capacity of wind generators

Cut-in/cut-out speeds of wind turbine

Rated speed of wind turbine

Main objective function

Objective function for operating modes of  $c_1$  and  $c_2$

Optimal value of the first objective function without the influence of second objective function

Optimal value of the second objective function without the influence of first objective function

System resilience index

Bus voltage magnitude

Line current

Square of bus voltage

Square of line current

Active/reactive power of load shedding

Hypothetical active power of load shedding

Total system load

Active/reactive power passing through the lines

Active/reactive power injected into the system from the upstream network

Active/reactive power injected into the

	system by synchronous generators
$P_{i,c,t}^{WT}$	Active power injected into the system by wind generators
$X_{i,j,c}$	Binary variable of connection/disconnection of lines
$r_{i,c,t}^{pos} / r_{i,c,t}^{neg}$	Positive/negative binary variable used for linearization of absolute function
$ich_{i,t} / idch_{i,t}$	Charge/discharge binary variable of ESS
$G_{i,c,t}$	Hypothetical injected active power
$H_{i,j,c,t}$	Hypothetical active power passing through lines
$DG_{i,c}^a$	Hypothetical binary variable for DG unit
$SOC_{i,c,t}$	State of charge for ESS unit
$PC_{i,c,t} / PD_{i,c,t}$	Active charging/discharging capacity of ESS

## II. INTRODUCTION

Nowadays, due to climate change, occurrence of severe natural disasters including storms, floods, droughts, and etc. have been intensified in many countries [1]. These extreme weather events usually have low probability of occurrence, while they can severely damage power system infrastructures resulting in long-term power outages in distribution networks [2]. In this regard, “*power system resilience*” is a measure for evaluating the ability of a system to withstand against significant power outages caused by natural disasters or intentional attacks, and then restoration of loads after occurring these events [3]. Prevention, survivability, and recovery are three main parts of the power system resiliency [4]. The traditional way for resiliency improvement is the power system infrastructure reinforcement including construction of additional lines/substation [5], enhancing towers [6], etc. However, these approaches are high-cost solutions requiring long construction time. In addition, they are subject to right-of-way and environmental concerns. In today’s distribution systems, integration of distributed energy resources (DERs) including conventional and renewable-energy-based distributed generation (DG) as well as ESS units have changed the conventional distribution networks to ADNs [7, 8]. DER units help to improve operation of ADNs in both normal and emergency operating conditions [9]. Optimal scheduling of these units can significantly reduce network power loss, improve voltage profile, and release network equipment capacity [10, 11]. In addition, under emergency conditions, when some parts of the network are affected by natural disasters, DERs can act as backup energy sources to minimize loads interruption and maximize the resiliency index [12]. Another alternative that the DNOs can utilize for optimizing network operation in normal condition and enhancing the system resiliency in critical situations is the optimal network reconfiguration and optimal micro-grid formation [13, 14]. By optimal opening/closing plan of tie lines and switches, the DNO will optimally operate the distribution system in either normal or emergency conditions. Several studies have addressed optimal scheduling of distribution networks using DER and reconfiguration. Some of these researches address optimal network operation in normal conditions, and some other

dedicate to improvement of system resiliency under emergency conditions after natural disasters. In order to restore critical loads and improve network resiliency after natural disasters, a chance-constrained stochastic method is proposed in [15] in which the micro-grids formation strategy is utilized. In addition, the effects of fault location, available generation resources, and load priority on the restoration approach are investigated. In [16], to increase resiliency of system and decrease the value of load shedding, a two-stage stochastic optimization model is proposed for wind turbine allocation and network reconfiguration after events occurrence. Also, the effects of uncertainty are taken into account. The proposed model is mixed integer non-linear programming (MINLP) and has non-convex nature. It should be noted that the solution provided for the non-convex model is usually non-optimal. Also, the ESS units are not present in the formulations of [16]. Ref. [17] has improved resiliency of distribution network in dealing with severe natural disasters by utilizing DG and ESS as well as micro-grid formation. The proposed model is a mixed-integer linear programming (MILP) one in which the linearized power flow equations are employed. Ref. [18] proposes a two-stage stochastic MILP model in which the network can be divided into dynamic micro-grids and benefit from internal combustion engines (ICE) cars to improve resiliency index. The results prove that the amount of restored load is directly affected by the buses corresponding to ICE cars. The power loss reduction in normal operating condition has not been addressed in [17] and [18]. A model based on combination of reconfiguration and micro-grid formation for improving critical load restoration capability in distribution system after natural disasters is presented in [19]. Also, the proposed objective function considers minimization of total system loss and number of switching actions. The solution approach is based on a heuristic method using spanning tree search algorithm. This study is in the absence of ESS units. Also, the heuristic approaches cannot guarantee the optimality. A bi-level optimization problem is developed in [20] with two conflicting objectives including maximizing network resiliency and minimizing number of switching operations. The loads priority as an important characteristic of modern distribution systems is taken into consideration. The model is optimized using a bi-level genetic algorithm in an MINLP model.

The literature review shows that there is no work around network resiliency improvement along with optimizing normal operating conditions using a convexified model. In this paper, optimal scheduling of ADN is fulfilled through simultaneous minimization of power loss in normal condition and load shedding in critical condition after natural disasters. A new convex formulation is developed which employs reconfiguration and optimal network configuration in order to optimize the system operation in both normal and emergency conditions in the presence of DER units. The AC power calculations using LFB technique is used to develop a MIQCP optimization model which will be solved in GAMS.

### III. PROBLEM FORMULATIONS

#### A. Objective Function

A major concern of DNOs is reducing active power losses in distribution networks. On the other hand, in critical conditions after natural disasters, minimization of load shedding is considered as the main goal. In this paper, the proposed objective function includes two terms as (1). The first term is associated with the power loss reduction according to (2), and the second one is related to total load shedding in emergency mode expressed as (3). The normal and emergency modes of the network are denoted by  $c_1$  and  $c_2$ , respectively. For convenience, the parameters of the relations have been defined in the nomenclature.

$$OF = \text{Min} \left\{ \frac{OF_1}{OF_1^{\text{optimum}}} + \frac{OF_2}{OF_2^{\text{optimum}}} \right\} \quad (1)$$

$$OF_1 = \sum_{t \in \Omega_T} \sum_{\ell \in \Omega_L} R_\ell^{\text{Line}} J_{\ell,c,t} \quad ; \forall c \in c_1 \quad (2)$$

$$OF_2 = \sum_{t \in \Omega_T} \sum_{i \in \Omega_N} P_{i,c,t}^{\text{Lsh}} \quad ; \forall c \in c_2 \quad (3)$$

#### B. Problem constraints

##### 1) Power flow equations

In this paper, a convexified model of AC power flow proposed as (4)-(19). This formulation is called as line-flow-based (LFB) technique for the power flow.

$\forall i, j \in \Omega_N, \forall t \in \Omega_T, \forall \ell \in \Omega_L, \forall c \in \Omega_C :$

$$\sum_{j \in \Omega_N} A_{\ell i} P_{i,j,c,t}^{\text{net}} = P_{i,c,t}^G + P_{i,c,t}^{\text{DG}} + P_{i,c,t}^{\text{WT}} + P_{i,c,t}^{\text{Lsh}} + PD_{i,c,t} - PC_{i,c,t} - \lambda_i P_i^L - \sum_{j \in \Omega_N} B_{\ell i} R_\ell^{\text{Line}} J_{\ell,c,t} \quad (4)$$

$$\sum_{j \in \Omega_N} A_{\ell i} Q_{i,j,c,t}^{\text{net}} = Q_{i,c,t}^G + Q_{i,c,t}^{\text{DG}} + Q_{i,c,t}^{\text{Lsh}} - \lambda_i Q_i^L - \sum_{j \in \Omega_N} B_{\ell i} X_\ell^{\text{Line}} J_{\ell,c,t} \quad (5)$$

$$-(1 - X_{i,j,c}) \text{bigM} \leq U_{j,c,t} + 2(R_\ell^{\text{Line}} P_{i,j,c,t}^{\text{net}} + X_\ell^{\text{Line}} Q_{i,j,c,t}^{\text{net}}) - U_{i,c,t} + \left[ (R_\ell^{\text{Line}})^2 + (X_\ell^{\text{Line}})^2 \right] J_{\ell,c,t} \leq (1 - X_{i,j,c}) \text{bigM} \quad (6)$$

$$(P_{i,j,c,t}^{\text{net}})^2 + (Q_{i,j,c,t}^{\text{net}})^2 \leq J_{\ell,c,t} U_{j,c,t} \quad (7)$$

$$P_{i,j,c,t}^{\text{net}} = -P_{j,i,c,t}^{\text{net}} \quad (8)$$

$$Q_{i,j,c,t}^{\text{net}} = -Q_{j,i,c,t}^{\text{net}} \quad (9)$$

$$-X_{i,j,c} P_{\text{Min}}^{\text{net}} \leq P_{i,j,c,t}^{\text{net}} \leq X_{i,j,c} P_{\text{Max}}^{\text{net}} \quad (10)$$

$$-X_{i,j,c} Q_{\text{Min}}^{\text{net}} \leq Q_{i,j,c,t}^{\text{net}} \leq X_{i,j,c} Q_{\text{Max}}^{\text{net}} \quad (11)$$

$$X_{i,j,c} = X_{j,i,c} \quad (12)$$

$$\begin{cases} V_{i,c,t} = 1 & ; \forall c \in c_1, i \in \Omega_S \\ V_{\text{Min}} \leq V_{i,c,t} \leq V_{\text{Max}} \end{cases} \quad (13)$$

$$U_{i,c,t} = (V_{i,c,t})^2 \quad (14)$$

$$(V_{\text{Min}})^2 \leq U_{i,c,t} \leq (V_{\text{Max}})^2 \quad (15)$$

$$0 \leq J_{\ell,c,t} \leq X_{i,j,c} (I_\ell^{\text{Max}})^2 \quad (16)$$

$$J_{\ell,c,t} = (I_{\ell,c,t})^2 \quad (17)$$

$$\begin{cases} 0 \leq P_{i,c,t}^G \leq P_{\text{Max}}^G & ; \forall i \in \Omega_S, c \in c_1 \\ P_{i,c,t}^G = 0 & ; \text{otherwise} \end{cases} \quad (18)$$

$$\begin{cases} 0 \leq Q_{i,c,t}^G \leq Q_{\text{Max}}^G & ; \forall i \in \Omega_S, c \in c_1 \\ Q_{i,c,t}^G = 0 & ; \text{otherwise} \end{cases} \quad (19)$$

In (4) and (5) which represent active and reactive power balance at the buses ( $i$ ) in different time periods ( $t$ ) and operating conditions ( $c$ ),  $A_{\ell i}$  is the bus-line matrix which equals to 1 if the sending bus of line  $\ell$  is bus  $i$ , and equals to -1, if the receiving bus of line  $\ell$  is bus  $i$ . Otherwise,  $A_{\ell i}$  will be zero. On the other hand, in  $A_{\ell i}$  if 0 is placed instead of 1,  $B_{\ell i}$  is formed. Relation (6) represents the voltage drop along a branch considering the network reconfiguration binary variable ( $X_{i,j,c}$ ), and (7) shows the convexified relation between current, voltage and powers of each branch. Relations (10), (11), and (16) guarantees when each line is disconnected ( $X_{i,j,c} = 0$ ) no current nor active and reactive powers should pass through the line, and when line is connected ( $X_{i,j,c} = 1$ ), its current limits must be satisfied.

##### 2) Radiality constraint

According to (20)-(28), to form the distribution system with a radial structure, a hypothetical power flow is considered in this paper. The related parameters have been given in the nomenclature.

$\forall i, j \in \Omega_N, \forall t \in \Omega_T, \forall \ell \in \Omega_L, c \in \Omega_C :$

$$\sum_{\ell \in \Omega_L} X_{i,j,c} = 2 \left[ \left( \sum_{i \in \Omega_N} i \right) - 1 \right] \quad (20)$$

$$G_{i,c,t} + P_{i,c,t}^{\text{Lsh}-a} - \lambda_i P_i^L = \sum_{j \in \Omega_N} H_{i,j,c,t} \quad (21)$$

$$H_{i,j,c,t} + H_{j,i,c,t} = 0 \quad (22)$$

$$X_{i,j,c} H_{\text{Min}} \leq H_{i,j,c,t} \leq X_{i,j,c} H_{\text{Max}} \quad (23)$$

$$\begin{cases} 0 \leq G_{i,c,t} \leq G_{\text{Max}} & ; \forall i \in \Omega_S, \forall c \in c_1 \\ 0 \leq G_{i,c,t} \leq G_{\text{Max}} DG_{i,c}^a & ; \forall i \in \Omega_{\text{DG}}, \forall c \in c_2 \\ G_{i,c,t} = 0 & ; \text{otherwise} \end{cases} \quad (24)$$

$$0 \leq P_{i,c,t}^{\text{Lsh}-a} \leq 0.99 \lambda_i P_i^L \quad (25)$$

$$DG_{i,c}^a = 0 \quad ; \forall c \in c_1 \quad (26)$$

$$\sum_{i \in \Omega_{\text{DG}}} DG_{i,c}^a = 1 \quad ; \forall c \in c_2 \quad (27)$$

##### 3) Load shedding constraints

In order to determine amount of load shedding which is occurred only in the emergency condition, the following constraints must be satisfied.

$\forall i \in \Omega_N, \forall t \in \Omega_T, \forall c \in c_2 :$

$$Q_{i,c,t}^{\text{Lsh}} = \left( \frac{\lambda_i Q_i^L}{\lambda_i P_i^L} \right) P_{i,c,t}^{\text{Lsh}} \quad (28)$$

$$0 \leq P_{i,c,t}^{\text{Lsh}} \leq \lambda_i P_i^L \quad (29)$$

$$0 \leq Q_{i,c,t}^{\text{Lsh}} \leq \lambda_i Q_i^L \quad (30)$$

$$\begin{cases} P_{i,c,t}^{\text{Lsh}} = 0 & \forall c \in c_1 \\ Q_{i,c,t}^{\text{Lsh}} = 0 & \forall c \in c_1 \end{cases} \quad (31)$$

##### 4) Constraints of synchronous DGs

The relation between active and reactive powers as well as generation limit are given as (32) and (33).

$\forall i \in \Omega_{\text{DG}}, \forall t \in \Omega_T, \forall c \in \Omega_C :$

$$-\tan(\cos^{-1}(PF_c)) P_{i,c,t}^{\text{DG}} \leq Q_{i,c,t}^{\text{DG}} \leq \tan(\cos^{-1}(PF_c)) P_{i,c,t}^{\text{DG}} \quad (32)$$

$$(P_{i,c,t}^{DG})^2 + (Q_{i,c,t}^{DG})^2 \leq (S_{Max}^{DG})^2 \quad (33)$$

### 5) ESS and wind turbine units

The relations regarding charge/discharge states of ESS units are given in (34)-(39). Also, (40) and (41) exhibit the power-speed relation of wind turbine and its generation limit, respectively.

$$\forall i \in \Omega_{ESS}, \forall t \in \Omega_T, \forall c \in \Omega_C :$$

$$SOC_{i,c,t} = SOC_{i,c,(t-1)} + (PC_{i,c,t} EFC) - \left( \frac{PD_{i,c,t}}{EFD} \right) \quad (34)$$

$$0 < SOC_{i,c,t} < SOC^{Max} \quad (35)$$

$$0 \leq PC_{i,c,t} \leq ich_{i,t} P_{Max}^{ESS} \quad (36)$$

$$0 \leq PD_{i,c,t} \leq idch_{i,t} P_{Max}^{ESS} \quad (37)$$

$$ich_{i,t} + idch_{i,t} \leq 1 \quad (38)$$

$$SOC_{i,c,t_{24}} = SOC_{i,c,t_0} \quad (39)$$

$$\forall i \in \Omega_{WT}, \forall t \in \Omega_T, \forall c \in \Omega_C :$$

$$P_{i,c,t}^{WTA} = \begin{cases} 0 & ; \forall V_t^{wind} < V_{c_{in}} \\ P_{rated} \left( \frac{V_t^{wind} - V_{c_{in}}}{V_{rated} - V_{c_{in}}} \right) & ; \forall V_{c_{in}} \leq V_t^{wind} < V_{rated} \\ P_{rated} & ; \forall V_{rated} \leq V_t^{wind} < V_{c_{out}} \\ 0 & ; \forall V_t^{wind} \geq V_{c_{out}} \end{cases} \quad (40)$$

$$0 \leq P_{i,c,t}^{WT} \leq P_{i,c,t}^{WTA} \quad (41)$$

### 6) Resiliency index

In this paper, the resiliency index is defined as percent of supplied loads compared to total load as (42). Also, (43) represents the load variation during the day, where  $\lambda_i$  is the hourly load factor in per unit.

$$RI = \left( \frac{P^{L_{total}} - OF_2}{P^{L_{total}}} \right) \times 100 ; \forall c \in c_2 \quad (42)$$

$$P^{L_{total}} = \sum_{t \in \Omega_T} \lambda_t \sum_{i \in \Omega_N} P_i^L \quad (43)$$

## IV. NUMERICAL STUDY

### A. Test system and input parameters

The proposed model is applied to the IEEE 33-bus network. The voltage level of this system is 12.66kV, and total active and reactive load of the network at the peak hour are 3.715MW and 2.3MVar, respectively. The system contains 32 main lines and 5 tie-lines. Twelve lines are equipped with sectionalizers for the aim of reconfiguration and grid formation after fault occurrence. The data of lines and loads have been given in [21]. In addition, Figs. 1 and 2 illustrate the load profile and wind speed pattern during the day, respectively. In Table 1, the required constant parameters of the network equipment have been presented [22].

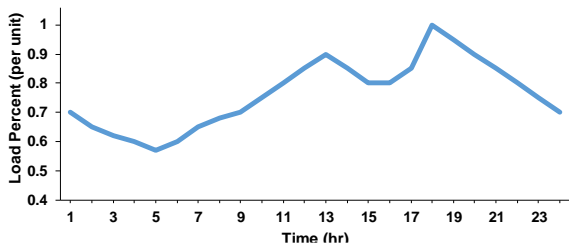


Fig. 1: Daily load profile of the network

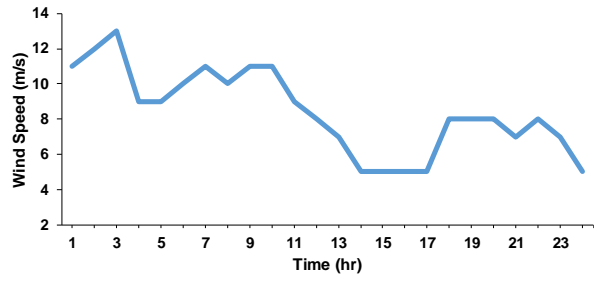


Fig. 2: Wind speed profile during the day

### B. Optimization process

The proposed approach in this paper is programmed and implemented in the GAMS software package. As the proposed model is MIQCP, the global optimal solvers can be employed to solve the model. In this paper the "GUROBI" solver has been utilized.

Table 1: Parameters of network equipment

Element	Parameter	Value
WT	$P_{rated}$	300 kW
	$V_{c_{in}}$	3 m/s
	$V_{c_{out}}$	25 m/s
	$V_{rated}$	12 m/s
ESS	$SOC^{Max}$	1.2 MWh
	$P_{Max}^{ESS}$	0.3 MW
	$SOC_{i,c,t_0}$	$0.4 SOC^{Max}$
DG	$S_{Max}^{DG}$	500 kW
	$PF_c$ ; $\forall c \in c_1$	0.9
	$PF_c$ ; $\forall c \in c_2$	0.8
Network	$I_t^{Max}$	250 A
	Location of WT and ESS units	Buses 5 and 17
	Location of DG units	Buses 21 and 33
	$V_{i,c,t} = 1$ ; $\forall c \in c_1, i \in \Omega_S$	
	$0.95 \leq V_{i,c,t} \leq 1.05$ ; $\forall c \in c_1$	
	$0.9 \leq V_{i,c,t} \leq 1.1$ ; $\forall c \in c_2$	

### C. Simulation results

The proposed approach has been applied to the IEEE 33-bus system in normal and emergency conditions. In this regard, the configuration of network in both operating modes is considered to be radial. It should be noted that after disaster occurrence, the main line connecting the distribution system to its supplying substation will be disconnected and an isolated network is formed. Figs. 3 and 4 depict the schematic view of the constructed network in normal and emergency conditions, respectively. In normal condition (mode  $c_1$ ), one of the tie-lines (line 12-23) has been closed, and one of the main lines (9-10) is switched off to preserve the radial structure. The radiality constraint has also been maintained in emergency condition (mode  $c_2$ ), while the network configuration is different with the normal mode in order to restore the maximum possible loads.

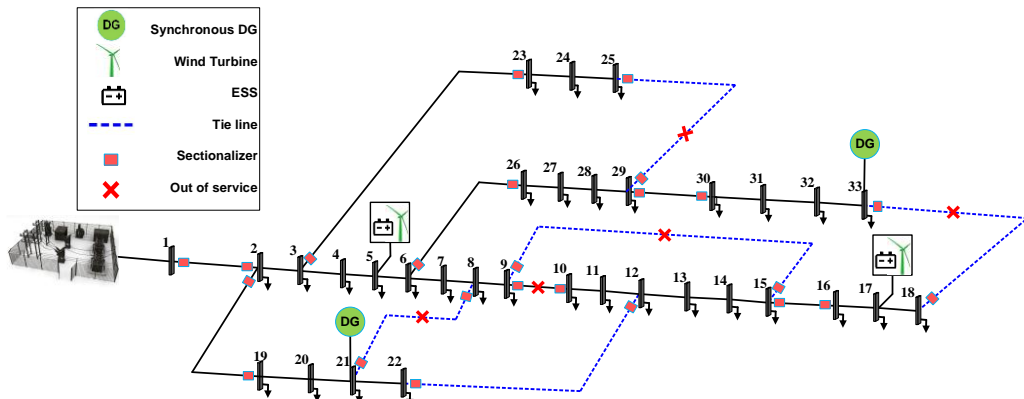


Fig. 3: Schematic of system in case  $c_1$

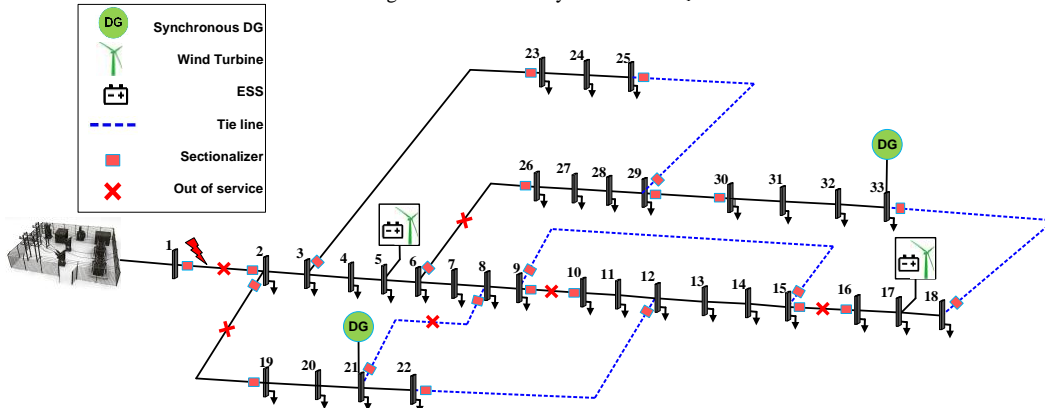


Fig. 4: Schematic of system in case  $c_2$

Table 2: Numerical results of the simulation

$OF_1 (MWhr)$	$OF_2 (MWhr)$	$OF$	$RI$	$OF_1^{optimum} (MWhr)$	$OF_2^{optimum} (MWhr)$
0.905	38.879	2.000	42.875	0.905	38.860

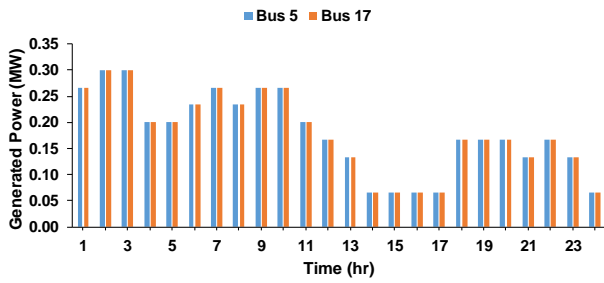


Fig. 5: Active power of wind turbines in mode  $c_1$  and  $c_2$

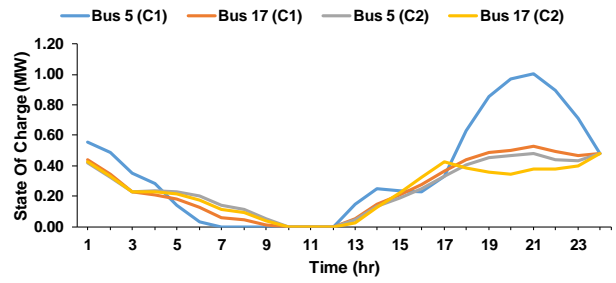


Fig. 6: State-of-charge (energy level) of ESS units in modes  $c_1$  and  $c_2$

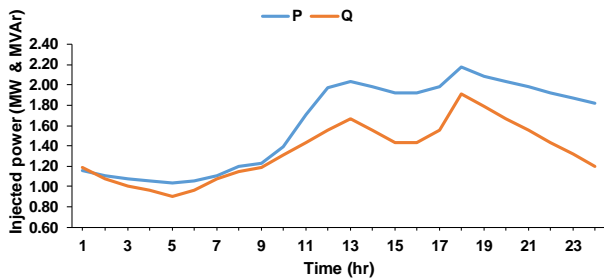


Fig. 7: Active and reactive power injected from upstream network in mode  $c_1$

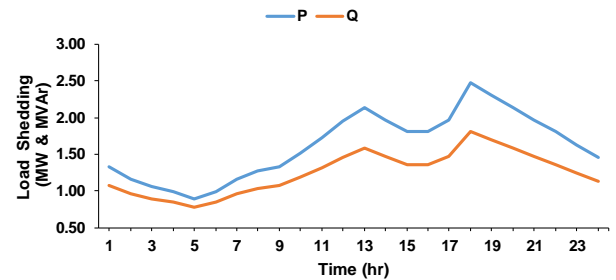


Fig. 8: The total active and reactive load shedding in mode  $c_2$

The value of objective function in both normal and isolated condition, and also the resiliency index ( $RI$ ) have been reported in Table 2. Almost 43% of the loads have been restored after the fault occurrence. In Fig. 5, the output power of the wind turbines in different hours is depicted. It is seen that the maximum available power is generated by the wind turbines in both modes. Also, the energy level of ESS units in different hours and modes are shown in Fig. 6. It can be observed that the charging/discharging behavior is different in normal and emergency conditions. Fig. 7 illustrates the injected active and reactive powers from the upward grid into distribution system. As the load demand increases and approaches the peak load hours, the amount of power injection from the upstream network is increased. Also, Fig. 8 shows the total value of load shedding. At the peak hours, due to isolation of the system from the upstream network, the value of load shedding is increased. Finally, Fig. 9 depicts active and reactive powers generated by synchronous DG units for different modes. The generated powers are in a way that the anticipated purpose in each mode i.e. reduction of power loss in normal mode and reduction of load shedding in emergency mode is fulfilled.

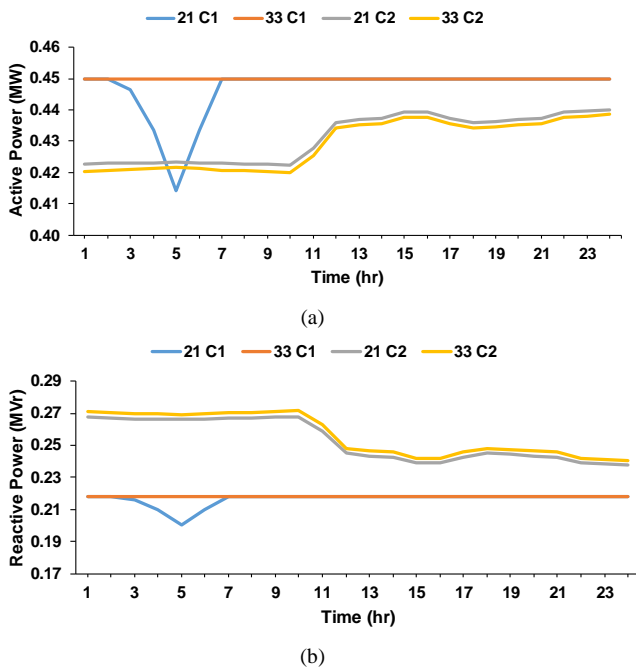


Fig. 9: Generated active and reactive powers of synchronous DGs in different modes

## V. CONCLUSION

A new model has been proposed in this paper for optimal operation of ADN considering both normal and emergency conditions. The developed model employs network reconfiguration and optimal grid formation strategies as well as optimal scheduling of DER units to enhance resiliency of the system in critical conditions and minimize the power loss during normal operating condition. The LFB model of AC power flow equations are employed, and all proposed formulations are employed in a linearized form to construct a convex model using MIQCP. The presented approach was tested on the IEEE 33-bus system, and its efficiency has

been investigated through different studies. The simulations verify optimal operation of network in both normal and emergency conditions along with satisfying all the problem constraints.

## VI. REFERENCES

- [1] Baghbanzadeh, Davoud, Javad Salehi, Farhad Samadi Gazijahani, Miadreza Shafie-khah, and João PS Catalão. "Resilience improvement of multi-microgrid distribution networks using distributed generation." *Sustainable Energy, Grids and Networks* 27 (2021): 100503.
- [2] Zhou, Zhen-chen, Zhou Wu, and Tao Jin. "Deep reinforcement learning framework for resilience enhancement of distribution systems under extreme weather events." *International Journal of Electrical Power & Energy Systems* 128 (2021): 106676.
- [3] Shi, Qingxin, Wenxia Liu, Bo Zeng, Hongxun Hui, and Fangxing Li. "Enhancing distribution system resilience against extreme weather events: concept review, algorithm summary, and future vision." *International Journal of Electrical Power & Energy Systems* 138 (2022): 107860.
- [4] Gritzalis, Dimitris, Marianthi Theocharidou, and George Stergiopoulos. "Critical infrastructure security and resilience." *Springer International Publishing* 10 (2019): 978-3.
- [5] Taheri, Babak, and Amir Safdarian. "Tie-line planning for resilience enhancement in unbalanced distribution networks." *IET Generation, Transmission & Distribution* 16, no. 5 (2022): 1030-1046.
- [6] Wang, Chong, Ping Ju, Feng Wu, Xueping Pan, and Zhaoyu Wang. "A systematic review on power system resilience from the perspective of generation, network, and load." *Renewable and Sustainable Energy Reviews* 167 (2022): 112567.
- [7] Rajabzadeh, Mohammad, and Mohsen Kalantar. "Enhance the resilience of distribution system against direct and indirect effects of extreme winds using battery energy storage systems." *Sustainable Cities and Society* 76 (2022): 103486.
- [8] Moreno, Rodrigo, Dimitris N. Trakas, Magnus Jamieson, Mathaios Panteli, Pierluigi Mancarella, Goran Strbac, Chris Marnay, and Nikos Hatziaargyriou. "Microgrids against wildfires: distributed energy resources enhance system resilience." *IEEE Power and Energy Magazine* 20, no. 1 (2022): 78-89.
- [9] Shi, Qingxin, Fangxing Li, Mohammed Olama, Jin Dong, Yaosuo Xue, Michael Starke, Chris Winstead, and Teja Kuruganti. "Network reconfiguration and distributed energy resource scheduling for improved distribution system resilience." *International Journal of Electrical Power & Energy Systems* 124 (2021): 106355.
- [10] Abou El-Ela, Adel A., Ragab A. El-Sehiemy, and Ahmed Samir Abbas. "Optimal placement and sizing of distributed generation and capacitor banks in distribution systems using water cycle algorithm." *IEEE Systems Journal* 12, no. 4 (2018): 3629-3636.
- [11] Bayat, Akbar, A. Bagheri, and R. Noroozian. "Optimal siting and sizing of distributed generation accompanied by reconfiguration of distribution networks for maximum loss reduction by using a new UVDA-based heuristic method." *International Journal of Electrical Power & Energy Systems* 77 (2016): 360-371.
- [12] Tari, Amir Najafi, Mohammad Sadegh Sepasian, and Meghdad Tourandaz Kenari. "Resilience assessment and improvement of distribution networks against extreme weather events." *International Journal of Electrical Power & Energy Systems* 125 (2021): 106414.
- [13] Wang, Kai, Lixia Kang, and Songhao Yang. "A Coordination Optimization Method for Load Shedding Considering Distribution Network Reconfiguration." *Energies* 15, no. 21 (2022): 8178.
- [14] Widiputra, Victor, and Jaesung Jung. "Optimal Grid Reconfiguration Algorithm for Improving System Resilience under Extreme Weather Events." In *2020 4th International Conference on Green Energy and Applications (ICGEA)*, pp. 12-16. IEEE, 2020.
- [15] Gao, Haixiang, Ying Chen, Yin Xu, and Chen-Ching Liu. "Resilience-oriented critical load restoration using microgrids in distribution systems." *IEEE Transactions on Smart Grid* 7, no. 6 (2016): 2837-2848.

- [16] Nikkhah, Saman, Kamran Jalilpoor, Ehsan Kianmehr, and Gevork B. Gharehpetian. "Optimal wind turbine allocation and network reconfiguration for enhancing resiliency of system after major faults caused by natural disaster considering uncertainty." *IET Renewable Power Generation* 12, no. 12 (2018): 1413-1423.
- [17] Gautam, Prajjwal, Prasanna Piya, and Rajesh Karki. "Resilience assessment of distribution systems integrated with distributed energy resources." *IEEE Transactions on Sustainable Energy* 12, no. 1 (2020): 338-348.
- [18] Abessi, Ahad, Shahram Jadid, and M. M. A. Salama. "A new model for a resilient distribution system after natural disasters using microgrid formation and considering ICE cars." *IEEE Access* 9 (2020): 4616-4629.
- [19] Khederzadeh, Mojtaba, and Saman Zandi. "Enhancement of distribution system restoration capability in single/multiple faults by using microgrids as a resiliency resource." *IEEE Systems Journal* 13, no. 2 (2019): 1796-1803.
- [20] Sabouhi, Hamed, Aref Doroudi, Mahmud Fotuhi-Firuzabad, and Mahdi Bashiri. "Electricity distribution grids resilience enhancement by network reconfiguration." *International Transactions on Electrical Energy Systems* 31, no. 11 (2021): e13047.
- [21] Evangelopoulos, Vasileios A., and Pavlos S. Georgilakis. "Optimal distributed generation placement under uncertainties based on point estimate method embedded genetic algorithm." *IET Generation, Transmission & Distribution* 8, no. 3 (2014): 389-400.
- [22] Kayal, Partha, and C. K. Chanda. "Optimal mix of solar and wind distributed generations considering performance improvement of electrical distribution network." *Renewable energy* 75 (2015): 173-186.