

Accretion tori around rotating neutron stars

Paper II: Oscillations and precessions

Monika Matuszková¹, Gabriel Török¹, Kateřina Klimovičová¹, Jiří Horák², Odele Straub^{3,4},
Eva Šrámková¹, Debora Lančová¹, Martin Urbanec¹, Gabriela Urbancová¹, and Vladimír Karas²

¹ Research Centre for Computational Physics and Data Processing, Institute of Physics, Silesian University in Opava, Bezručovo nám. 13, CZ-746 01 Opava, Czech Republic

² Astronomical Institute of the Czech Academy of Sciences, Boční II 1401, CZ-14100 Prague, Czech Republic

³ ORIGINS Excellence Cluster, Boltzmannstr. 2, 85748 Garching, Germany

⁴ Max Planck Institute for Extraterrestrial Physics, Gießenbachstraße 1, 85748 Garching, Germany

Received / Accepted

ABSTRACT

The four characteristic oscillation frequencies of accretion flows are, in addition to the Keplerian orbital frequency, often discussed in the context of the time variability of the black hole and neutron star (NS) low-mass X-ray binaries (LMXBs). These are namely the frequencies of the axisymmetric radial and vertical epicyclic oscillations, and the frequencies of non-axisymmetric oscillations corresponding to the periastron (radial) and Lense-Thirring (vertical) precessions. In this context, we investigate the effect of the quadrupole moment of a slowly rotating NS and provide complete formulae for calculating these oscillation and precession frequencies, as well as their convenient approximations. Simple formulae corresponding to the geodesic limit of a slender torus (and test particle motion) and the limit of a marginally overflowing torus (torus exhibiting a critical cusp) are presented, and furthermore, more general approximate formulae are included to allow calculations for arbitrarily thick tori. We provide the Wolfram Mathematica code used for our calculations together with C++ and PYTHON codes for calculations of the frequencies. Our formulae can be used for various calculations describing the astrophysical signatures of the NSs' superdense matter equation of state. For instance, we demonstrate that, even for a given fixed number of free parameters, a model accounting for fluid flow precession better matches the frequencies of twin-peak quasiperiodic oscillations observed in NS LMXBs than a model using geodesic precession.

Key words. neutron star – accretion disc – Hartle-Thorne metric

1. Introduction

Accretion disks are responsible for the strong observable radiation emitted by systems of accreting black holes (BHs) or neutron stars (NSs). Analyzing their spectral and timing properties poses an excellent opportunity to explore strong gravity (Frank et al. 2002; Kato et al. 2008) as well as super-dense matter equation of state (EoS, Lattimer & Prakash 2007). Here we are especially motivated by several specific challenges arising in contemporary astrophysical research in the field of X-ray variability.

Throughout the history of X-ray timing observations of low-mass X-ray binaries (LMXBs) of both BH and NS types, numerous intriguing features have been revealed. The most rapid X-ray variability observed in these sources occurs at frequencies up to hundreds of Hertz, with the highest values exceeding 1.2 kHz (Barret et al. 2006; van der Klis 2006). Even though the rapid variability was discovered almost half a century ago, the origin of these so-called high-frequency quasi-periodic oscillations (QPOs), along with the correlated low-frequency QPOs, has never been sufficiently explained. Over the years, various models of QPOs have been proposed in an attempt to comprehend the nature of the phenomena (see, e.g., Alpar & Shaham 1985; Lamb et al. 1985; Miller et al. 1998; Psaltis et al. 1999; Stella et al. 1999; Abramowicz & Kluźniak 2001; Kato 2001; Kluźniak & Abramowicz 2001a; Wagoner et al. 2001; Titarchuk & Wood 2002; Abramowicz et al. 2003b; Rezzolla et al. 2003b; Kluźniak et al. 2004; Zhang 2004; Bursa 2005; Pétri 2005; Čadež et al.

2008; Wang et al. 2008; Mukhopadhyay 2009; Bachetti et al. 2010; Dönmez et al. 2011; Stuchlík & Kološ 2014; Huang et al. 2016; Le et al. 2016; Germanà 2017; Stuchlík et al. 2020; Wang & Zhang 2020; Smith et al. 2021; Török et al. 2022, and references therein). Most hypotheses link the QPO phenomenon to the orbital motion since the observed QPO frequencies are of the same order as those associated with the orbital motion in the innermost region of accretion disks.

Numerous studies have focused on the possible relation between the QPOs and oscillatory motion of stationary pressure-supported fluid configurations (accretion tori) formed near the central compact object (e.g., Kluźniak & Abramowicz 2001b; Kluźniak et al. 2004; Abramowicz et al. 2003a,b; Rezzolla et al. 2003a,b; Bursa 2005; Török et al. 2005; Dönmez et al. 2011; Török et al. 2016a; de Avellar et al. 2018). In this context, Straub & Šrámková (2009) and Fragile et al. (2016) examined oscillation modes of fluid tori in the Kerr geometry, which describes spacetime around a rotating BH. In their investigation, in addition to other calculations, they evaluated the frequencies of these modes. Following their approach, we consider slowly rotating NSs for which the surrounding spacetime can be represented by the Hartle-Thorne geometry (Hartle 1967; Hartle & Thorne 1968). This spacetime geometry is utilized in Matuszková et al. (2024) (hereafter Paper I), where, for the first time, a comprehensive analytical description of accretion tori around rotating NSs is provided.

In this paper, we focus on the epicyclic oscillation modes and their frequencies, especially on the axisymmetric and first-order non-axisymmetric modes. The first pair of modes corresponds to a simple radial and vertical motion of the torus. In the limit of a slender (zero thickness) torus, these modes' frequencies match the radial and vertical epicyclic frequencies of the geodesic motion of a test particle.

Similarly, the second pair of modes (which can be referred to as the precession modes) correspond to the torus' non-axisymmetric radial and vertical motion, and in the limit of a slender torus, these modes' frequencies match the geodesic periastron and the Lense-Thirring precession frequencies respectively.

Our paper is organized as follows. In Section 2, we briefly recall the properties of accretion tori around rotating NSs studied in Paper I. Derivation of the formulae determining these tori's oscillation modes is the primary subject of Sections 3 and 4. From Section 5, special attention is given to investigating the behaviour of frequencies of the axisymmetric and precession modes. A complete set of formulae for calculating the frequencies of the epicyclic modes under consideration is provided within Wolfram Mathematica code and additional C++ and PYTHON libraries. In Section 6, we analyze the behaviour of these frequencies with a focus on the astrophysically relevant range of the NS parameters. We also provide simplified versions of the formulae for the frequencies of axisymmetric radial and vertical oscillations and the frequencies of the two precession modes in Section 7. Finally, in Section 8, we demonstrate the applications of our formulae on various astrophysically relevant examples, provide the reader with a short summary and state our main concluding remarks.

2. Accretion tori around rotating neutron stars

In Paper I, we describe a non-self-gravitating fluid torus orbiting around slowly rotating NS. The fluid is described by the redshift function $A \equiv u^t$ and its orbital velocity with respect to a distant observer which can be written as $\Omega \equiv u^\phi/u^t$. Specific angular momentum of the fluid l is assumed to be constant throughout the flow ($l = l_0$) so that the orbital frequency of the material is Keplerian at the torus centre located at radius r_0 ($\Omega|_{r=r_0} \equiv \Omega_0 = \Omega_K$). Furthermore, the fluid is assumed to be polytropic with rest-mass density ρ , pressure p , total energy density e , and polytropic constant $n = 3$.

The torus fills up closed equipotential surfaces given by the condition

$$f(r, \theta) = \frac{1}{nc_{s,0}^2} \left[\left(1 + nc_{s,0}^2 \right) \frac{\mathcal{E}_0}{\mathcal{E}} - 1 \right] = \text{const.}, \quad (1)$$

where $\mathcal{E} = -u_t$ is specific mechanical energy.

The radial and vertical torus extension is determined by the thickness parameter β , which is directly proportional to the sound speed in the torus centre $c_{s,0}$

$$\beta^2 = \frac{2nc_{s,0}^2}{r_0^2 \Omega_0^2 A_0^2}. \quad (2)$$

When r_0 is small enough, a critical value of the β parameter exists ($\beta = \beta_{\text{cusp}}$). This corresponds to the largest closed equipotential determining the torus surface with a cusp in the equatorial plane. On the other hand, in the slender-torus limit ($\beta \rightarrow 0$), the poloidal cross-section has an elliptical shape with semi-axes in

the ratio of the radial (ω_r) and vertical (ω_θ) epicyclic frequencies of a free test particle at r_0 as measured by a distant observer

$$f^{(0)} = 1 - \bar{\omega}_r^2 \bar{x}^2 - \bar{\omega}_\theta^2 \bar{y}^2 = \text{const.}, \quad (3)$$

where \bar{x}, \bar{y} are coordinates scaled by the β parameter

$$\bar{x} = \frac{\sqrt{g_{rr,0}}}{\beta} \left(\frac{r - r_0}{r_0} \right) \quad (4)$$

and

$$\bar{y} = \frac{\sqrt{g_{\theta\theta,0}}}{\beta} \left(\frac{\frac{\pi}{2} - \theta}{r_0} \right). \quad (5)$$

The NS spacetime is represented by the Hartle-Thorne geometry characterized by three parameters: NS mass M , dimensionless angular momentum j and dimensionless quadrupole moment q . A detailed description of the metric, the solution for the tori, and the study of the influence of the metric parameters on the shape, size and structure of the torus are presented in Paper I. Within that paper, we also provide a Wolfram Mathematica notebook containing the full set of equations for the torus. In the following, we examine the oscillation modes of these tori.

3. Oscillations

The description of oscillations of tori can be inferred using a linear perturbation of the equations describing the relativistic conservation laws. Since the equilibrium tori are stationary and axially symmetric, Eulerian perturbations of all quantities can be found in the form of normal modes

$$\delta X(t, r, \theta, \varphi) = \delta X(r, \theta) e^{i(m\varphi - \omega t)}, \quad (6)$$

where m denotes azimuthal wavenumber and ω is the oscillation frequency with respect to the coordinate time. Its value, as well as the shape of the perturbation in the poloidal plane $\delta X(r, \theta)$, follow from the solution of the eigenvalue problem in two dimensions

$$\hat{L}W + 2n(\bar{\omega} - m\bar{\Omega})^2 W = 0 \quad (7)$$

with

$$\hat{L} = \frac{\beta^2 r_0^2}{\mathcal{A}^2} \left[\frac{1}{\sqrt{-g} f^{n-1}} \frac{\partial}{\partial x^j} \left(\sqrt{-g} g^{jk} \alpha f^n \frac{\partial}{\partial x^k} \right) + \frac{g^{\varphi\varphi} - \bar{\Omega} g^{t\varphi}}{1 - l\bar{\Omega}} (m - l\omega)^2 \alpha f \right], \quad (8)$$

where $\{j, k\} \in \{r, \theta\}$ are the poloidal coordinates, $\mathcal{A} \equiv A/A_0$, $\bar{\Omega} \equiv \Omega/\Omega_0$, $\bar{\omega} \equiv \omega/\Omega_0$, and g is the determinant of the metric tensor. The normalized frequency of the oscillations $\bar{\omega}$ is the eigenvalue of the problem. The eigenfunction W is related to the pressure perturbation δp as (Abramowicz et al. 2006)

$$W = -\frac{\delta p}{A\rho(\omega - m\Omega)}, \quad (9)$$

and it has to satisfy

$$\lim_{f \rightarrow 0} (f^n W) = 0 \quad (10)$$

at the surface of the torus. The last equation simply expresses the free-surface boundary condition. Once a particular mode of

oscillation is found, the pressure and the poloidal velocity perturbations result from

$$\delta p = -\rho(\omega - m\Omega)AW, \quad \delta u_k = \frac{i}{H} \frac{\partial W}{\partial x^k}, \quad (11)$$

where H denotes the specific enthalpy. Finally, the quantity α in equation (8) is defined as

$$\alpha = \frac{1}{1 - nc_{s,0}^2(1 - f)}. \quad (12)$$

It reflects a correction introduced by the relativistic equation of state. In all previous studies, the contribution of gas internal energy to the total mass density was neglected ($e \approx \rho$), in which case we write $\alpha = 1$.

3.1. Slender torus limit

Equation (7) is a relativistic version of the Papaloizou-Pringle equation (Papaloizou & Pringle 1984). It has no analytical solution except for the limit case of an infinitely slender torus ($\beta \rightarrow 0$). In this limit, equation (7) becomes

$$\hat{L}^{(0)}W^{(0)} + 2n(\bar{\omega}^{(0)} - m)^2 W^{(0)} = 0, \quad (13)$$

where

$$\hat{L}^{(0)} = \frac{1}{(f^{(0)})^{n-1}} \left(\frac{\partial}{\partial \bar{x}} \left[(f^{(0)})^n \frac{\partial}{\partial \bar{x}} \right] + \frac{\partial}{\partial \bar{y}} \left[(f^{(0)})^n \frac{\partial}{\partial \bar{y}} \right] \right) \quad (14)$$

is the leading-order approximation of \hat{L} as $\beta \rightarrow 0$. It is worth noting that equations (13) and (14) do not depend on the space-time metric, and moreover, are identical to those in Newtonian gravity. The only quantities that depend on the gravitational field are the normalised epicyclic frequencies in the $f^{(0)}$ function in equation (3).

3.2. Epicyclic modes in the slender torus limit

As a result of the small radial and vertical perturbation of the motion of the free test particle, which initially moves along a circular geodesic path, the particle performs radial and vertical epicyclic oscillations. A natural generalisation of the concept of epicyclic oscillations of free test particles to fluid configuration leads to the epicyclic oscillation modes excited by nearly uniform displacements of the torus from its equilibrium.

Abramowicz et al. (2006) demonstrated that in the case of slender tori, the pressure force is insignificant, and the epicyclic oscillations of the individual fluid elements are identical to those of free particles. In the Eulerian framework, at a fixed azimuth, the frequencies of oscillations are simply $\omega_{r,m}^{(0)} = \omega_{r0} + m\Omega_0$ and $\omega_{\theta,m}^{(0)} = \omega_{\theta0} + m\Omega_0$, where m is the integer azimuthal wavenumber (number of arms of the mode in the azimuthal direction). The axisymmetric modes, for which all the fluid components oscillate with the same phase, are associated with the value $m = 0$. The value $m = -1$ then corresponds to eccentric and tilted configurations in the case of the radial and vertical modes, respectively. In Newtonian gravity, frequencies of this mode vanish because $\omega_{r0} = \omega_{\theta0} = \Omega_0$, and both modes describe stationary perturbation to another equilibrium. However, as the frequencies start to deviate from each other, the $m = -1$ modes describe pericentric (apsidal) precession of the torus with the frequency $\omega_{RP} = \Omega_0 - \omega_{r0}$, or a precession of its orbital plane (“Lense-Thirring precession”) with frequency $\omega_{LT} = \Omega_0 - \omega_{\theta0}$.

In the general relativistic framework, the former geodesic precession frequency is non-zero already in the spherically symmetric spacetime of a non-rotating star, but the latter arises only from the breaking of the spherical symmetry due to the star’s rotation. It is therefore often considered as a possible sensitive measure of the BH or NS spin (Stella et al. 1999; Morsink & Stella 1999; Kotrlová et al. 2020).

3.3. Non-slender tori

Blaes et al. (2006) showed that the eigenfunctions of the slender tori have polynomial dependence on \bar{x} and \bar{y} coordinates. The solution then can be easily found by comparing coefficients of the polynomials that appear on both sides of equation (13). The authors found all explicit expressions for the lowest order modes up to the cubic order. In particular, the epicyclic modes that are of interest here correspond to the linear eigenfunctions $W_r^{(0)} = \bar{x}$ and $W_\theta^{(0)} = \bar{y}$.

Later on, Šrámková et al. (2007) and Straub & Šrámková (2009) inspired by the earlier work of Blaes (1987) used the fact that the \hat{L} operator in equation (13) is self-adjoint to derive the eigenfunctions and eigenfrequencies of the epicyclic modes in a non-slender torus case using a perturbative expansion in β parameter. This method is also applied in this work for thicker tori in the Hartle-Thorne spacetime.

4. Perturbative expansion in torus thickness

Since the exact solution is known for a simplified case (i.e. for $\beta \rightarrow 0$), we can use perturbation theory to find the solution for more complicated cases ($\beta > 0$).¹

By expanding the quantities $\bar{\omega}$, W , \mathcal{A} , $\bar{\Omega}$, f in β (Straub & Šrámková 2009)

$$Q = Q^{(0)} + \beta Q^{(1)} + \beta^2 Q^{(2)} + \dots, \quad Q \in \{\bar{\omega}, W, \mathcal{A}, \bar{\Omega}, f\}, \quad (15)$$

substituting it into equation (7) and comparing the coefficients of appropriate order in β , we obtain the corresponding corrections to W and ω .

In the zeroth order, the problem reduces to the eigenvalue problem (13). Its solution is represented by an infinite set of linear modes $\{\omega_A^{(0)}, W_A^{(0)}\}$. In particular, eigenfrequency and eigenfunction for the radial and vertical epicyclic modes are $\omega_{r,m}^{(0)} = \omega_{r0} + m\Omega_0$, $W_r^{(0)} = \bar{x}$, and $\omega_{\theta,m}^{(0)} = \omega_{\theta0} + m\Omega_0$ and $W_\theta^{(0)} = \bar{y}$, respectively. Since the \hat{L} operator is self-adjoint with respect to the scalar product

$$\langle W_1 | W_2 \rangle = \int_S W_1^* W_2 (f^{(0)})^{n-1} dS, \quad (16)$$

all zeroth-order eigenfunctions $W_A^{(0)}$ form an orthogonal complete set in the Hilbert space of smooth functions defined over the torus cross-section. This fact is of great use in the calculations of the higher-order corrections $W^{(i)}$ because they can be expanded in the basis of slender-torus eigenfunctions. Thus, the problem can be reduced to the solution of algebraic equations.

The equations governing the first-order corrections $W^{(1)}$ in the case of both epicyclic modes take the form

$$\hat{L}^{(0)}W^{(1)} + 2n(\bar{\omega}^{(0)} - m)^2 W^{(1)} = \Phi^{(1)} \quad (17)$$

¹ Note that the perturbation method gives reasonable results only for small values of β and our results are therefore valid only for slightly non-slender tori.

with

$$\Phi^{(1)} = -\hat{L}^{(1)}W^{(0)} - 4n(\bar{\omega}^{(1)} - m\bar{\Omega}^{(1)})(\bar{\omega}^{(0)} - m)W^{(0)}. \quad (18)$$

This equation differs from equation (13) only by the presence of $\Phi^{(1)}$ on the right-hand side. Setting $\Phi^{(1)}$ to zero essentially brings us to a zeroth-order problem described by equation (13) that has a nontrivial solution. Therefore, the right-hand side has to satisfy the solvability condition $\langle W^{(0)} | \Phi^{(1)} \rangle = 0$ to assure that the solution $W^{(1)}$ exists. The solvability condition immediately provides us with the first-order correction to the eigenfrequency

$$\bar{\omega}^{(1)} = -\frac{\langle W^{(0)} | L^{(1)}W^{(0)} \rangle}{4n(\bar{\omega}^{(0)} - m)\langle W^{(0)} | W^{(0)} \rangle} - m\frac{\langle W^{(0)} | \bar{\Omega}^{(1)}W^{(0)} \rangle}{\langle W^{(0)} | W^{(0)} \rangle}. \quad (19)$$

Similar to the tori in Kerr spacetime, the integration of the odd function over a symmetric domain here causes the scalar products in both numerators for both epicyclic modes to vanish (Straub & Šrámková 2009). Therefore, we may write $\bar{\omega}^{(1)} = 0$. The first-order correction $W^{(1)}$ can be found by solving equation (17) with $-\hat{L}^{(1)}W^{(0)}$ on the right-hand side. As mentioned before, this is easily done by expanding the solution in the eigenfunctions of the zeroth-order problem and by projecting the equation on the individual eigenfunctions. We find

$$W^{(1)} = \sum_A c_A W_A^{(0)}, \quad (20)$$

where

$$c_A = \frac{\langle W_A^{(0)} | L^{(1)}W^{(0)} \rangle}{2n\left[(\bar{\omega}_A^{(0)} - m)^2 - (\bar{\omega}^{(0)} - m)^2\right]\langle W_A^{(0)} | W_A^{(0)} \rangle}. \quad (21)$$

Since the eigenfunctions $W_A^{(0)}$ are polynomials, coefficients c_A are nonzero only for a limited number of the participating modes. For the epicyclic modes, the $L^{(1)}W^{(0)}$ terms are quadratic even-parity polynomials in both \bar{x} and \bar{y} . Consequently, the scalar product in the numerator of equation (21) does not vanish only for modes whose eigenfunctions are at most quadratic in variables \bar{x} and \bar{y} . According to the notation introduced by Blaes et al. (2006), these are the corotation mode, two epicyclic modes, ‘X’, ‘plus’, and breathing mode. Thus, the sum in expression (20) only contains several terms.

Finally, the Papaloizou-Pringle equation (7) expanded to the second order has a similar form as the previously discussed equation (17),

$$\hat{L}^{(0)}W^{(2)} + 2n(\bar{\omega}^{(0)} - m)^2 W^{(2)} = \Phi^{(2)} \quad (22)$$

with

$$\begin{aligned} \Phi^{(2)} = & -\hat{L}^{(2)}W^{(0)} - \hat{L}^{(1)}W^{(1)} \\ & - 2nm^2\Omega^{(1)2}W^{(0)} + 4nm\Omega^{(1)}(\bar{\omega}^{(0)} - m)W^{(1)} \\ & - 4n(\bar{\omega}^{(2)} - m\bar{\Omega}^{(2)})(\bar{\omega}^{(0)} - m)W^{(0)}, \end{aligned} \quad (23)$$

where $\bar{\omega}^{(1)} = 0$ is used. The solvability condition now gives the second-order correction to the eigenfrequency:

$$\begin{aligned} \bar{\omega}^{(2)} = & -\frac{\langle W^{(0)} | \hat{L}^{(1)}W^{(1)} \rangle + \langle W^{(0)} | (L^{(2)} + 2nm^2\bar{\Omega}^{(1)2})W^{(0)} \rangle}{4n(\bar{\omega}^{(0)} - m)\langle W^{(0)} | W^{(0)} \rangle} \\ & + m\frac{\langle W^{(0)} | \bar{\Omega}^{(2)}W^{(0)} \rangle + \langle W^{(0)} | \bar{\Omega}^{(1)}W^{(1)} \rangle}{\langle W^{(0)} | W^{(0)} \rangle}. \end{aligned} \quad (24)$$

As both $L^{(2)}$ and $\Omega^{(2)}$ have even parity in \bar{x} and \bar{y} , the integration in the scalar products is carried over the even functions, and, therefore, the scalar products do not in general vanish.

5. Epicyclic and precession modes – frequencies

The procedure described in the previous Section can, in principle, be repeated for any oscillation mode up to an arbitrary order in the β expansion. Next, we restrict our attention to the epicyclic modes and calculations reflecting the first non-trivial corrections to the slender-torus eigenfrequencies. As a result, approximately quadratic dependency on the torus thickness is obtained,

$$\omega_{i,m}(r_0, \beta) = \omega_{i0} + m\Omega_0 + \omega_{i,m}^{(2)}\beta^2 + \mathcal{O}(\beta^3), \quad (25)$$

where the subscript $i \in \{r, \theta\}$ denotes the radial or vertical mode and ω_{i0} is the slender torus epicyclic frequency, which is equal to a test particle epicyclic frequency.

5.1. Precessions

For small eccentricities and inclinations of the torus, the pericentre (apsidal) and Lense-Thirring (nodal) precessions can be viewed as the $m = -1$ radial and vertical epicyclic modes. In the slender-torus limit, the eccentricity e and tilt ϑ of the torus are related to the mode amplitudes \mathcal{A}_r and \mathcal{A}_θ as follows

$$e = \left(\frac{2}{A\omega_r r \sqrt{g_{rr}}}\right)_0 \mathcal{A}_r, \quad \vartheta = \left(\frac{2}{A\omega_\theta r^2 \sqrt{g_{\theta\theta}}}\right)_0 \mathcal{A}_\theta. \quad (26)$$

The eigenfunctions of the slender torus are assumed to be of the form $W_{r,-1} = \beta\mathcal{A}_r\bar{x}e^{-i\varphi}$ and $W_{\theta,-1} = \beta\mathcal{A}_\theta\bar{y}e^{-i\varphi}$. The eigenfrequencies are $\omega_{r,-1} = \omega_{r0} - \Omega_0$ and $\omega_{\theta,-1} = \omega_{\theta0} - \Omega_0$. Since equations (7) and (8) are invariant under the transformation $(\omega, m) \rightarrow (-\omega, -m)$, the precessions can be equally described by $m = 1$ modes with frequencies $\omega_{r,1} = \Omega_0 - \omega_{r0}$ and $\omega_{\theta,1} = \Omega_0 - \omega_{\theta0}$. In the case of thicker tori, the non-axisymmetric waves efficiently transport information between different radii so that the entire torus effectively responds as a single body with definite frequencies $\omega_{r,-1}$ and $\omega_{\theta,-1}$.

5.2. Simplified notation and formulae in Mathematica

Hereafter, we focus on the $m \in \{0, -1\}$ modes and use ordinary frequencies, expressed in the number of cycles per second, $\nu[\text{Hz}] = \omega/2\pi$. For convenience, we introduce the simplified notation for the oscillatory modes’ frequencies. Namely, for the axisymmetric modes, we set

$$\nu_R \equiv \nu_{r,0}, \quad \nu_V \equiv \nu_{\theta,0}, \quad (27)$$

and, for the precession modes,

$$\nu_{RP} \equiv \nu_{r,-1}, \quad \nu_{LT} \equiv \nu_{\theta,-1}. \quad (28)$$

A complete set of formulae for calculating the frequencies of the four modes under consideration is provided within the Wolfram Mathematica code and additional C++ and PYTHON libraries².

6. Frequency behaviour

Assuming a linearized scenario, for a given spacetime geometry and torus centre r_0 , the oscillatory mode frequency $\nu(\beta)$ should decrease or increase as the torus thickness parameter β increases. The value of $\nu(\beta_{\text{cusp}})$ then represents a limit on ν , as opposed to the geodesic case of $\nu(\beta = 0)$. Such a simple behaviour was identified for several modes in the study of Straub & Šrámková (2009), which took into account Kerr geometry and

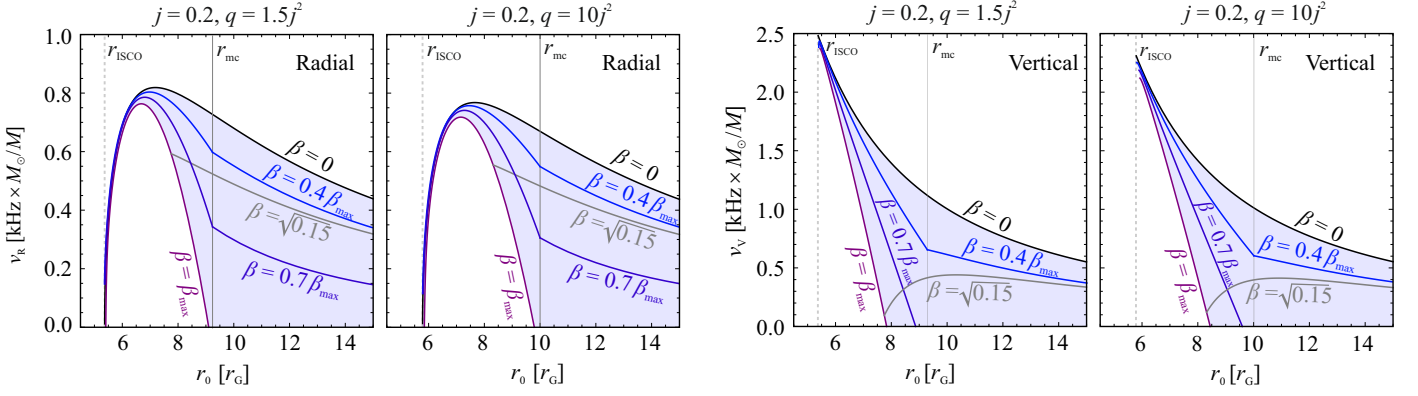


Fig. 1. The axisymmetric oscillation frequencies calculated for different β and NSs with $j = 0.2$, and two particular values of q/j^2 , $q/j^2 = 1.5$ (extreme NS compactness), and $q/j^2 = 10$ (large NS oblateness). *Left:* The radial mode. *Right:* The vertical mode. The curves indicating particular values of β are normalised to the maximal value $\beta = \beta_{\max}$. The critical radius limiting existence of cusp tori is denoted by the dotted vertical line marked as r_{mc} . The maximal value $\beta = \beta_{\max}$ matches the cusp value when $r < r_{\text{mc}}$, and the value implying tori extending to infinity when $r > r_{\text{mc}}$. For the absolute value of β , only one specific curve is drawn in each panel, marked in grey, $\beta = \sqrt{0.15}$, which makes it possible to distinguish frequencies that correspond to relatively large tori, as they are displayed below this curve. The dotted vertical lines in each panel marked as r_{mc} denote the radii limiting the existence of cusp tori – any torus with a centre above this radii does not exhibit the cusp. An analogous notation is later used in several other figures.

the influence of torus thickness up to the second order terms (i.e., β^2).

Next, for the two axisymmetric and two precession modes, we examine the quantitative and qualitative impact of the torus thickness and spacetime parameters, identify differences from the so far explored scenarios, and search for features such as possible local extrema of the frequency functions.

We also take into account the mode frequencies at various specific radii, such as the innermost stable circular orbit (ISCO), r_{ISCO} . In order to do this, we consider a sequence of cusp tori with a varying torus centre position, and for a particular value of r_0 , we mostly focus on $\beta \in [0, \beta_{\text{cusp}}(r_0)]$.

6.1. Axisymmetric modes

The left panel of Figure 1 provides a comparison between the axisymmetric ($m = 0$) radial mode frequencies for tori with different thickness and NSs with $j = 0.2$ and different compactness. The frequencies behave qualitatively the same as the test particle's radial epicyclic frequency, being zero at ISCO, rising rather quickly with increasing radius to a distinct maximum and then slowly almost steadily decreasing. Because the pressure correction $\nu_{\text{R}}^{(2)}$ is negative, the pressure forces tend to slow the epicyclic motion, and β_{cusp} rises with r_0 , the maximum is located closer to the star than it would be in the case of a test particle epicyclic motion. A more detailed quantitative comparison is provided in Appendix A, Figure A.1.

In a full analogy to the left panel of Figure 1, the right panel provides comparison between the axisymmetric ($m = 0$) vertical mode frequencies for tori with different thickness and NSs with $j = 0.2$ and different compactness. Again, the frequencies behave qualitatively like a test particle's vertical epicyclic frequency while the pressure corrections are negative. A more detailed quantitative comparison is also provided in Appendix A, Figure A.2.

6.2. Radial precession ($m = -1$ radial mode)

The left panel of Figure 2 provides a comparison between the radial precession mode frequencies for tori with different thicknesses and NSs with $j = 0.2$ and different compactness. For the radii close to ISCO, the pressure corrections are negative. The maximal precession frequency is achieved at $r_0 = r_{\text{ISCO}}$, where only infinitely slender torus with zero pressure corrections can exist. The maximum achievable frequency slightly drops with rising NS quadrupole moment as the ISCO moves to higher radii, but it is still higher than the precession rate for lower q at the same (coordinate) radius.

For more distant radii, the corrections are smaller but can be positive, and at radii where they change the sign, the frequency does not depend on the torus thickness. This feature is present for both rotating and non-rotating stars. Radii relevant to this effect are shown in the right panel of Figure 2. A more detailed quantitative comparison between the radial precession mode frequencies is provided in Appendix B, Figure B.1.

6.3. Vertical precession ($m = -1$ vertical mode)

The left panel of Figure 3 provides a comparison between the vertical precession mode frequencies for tori with different thicknesses and NSs with $j = 0.2$ and different compactness. The frequency behaviour is even more complex than in the case of radial precession.

For compact stars, the maximal frequencies are achieved at the ISCO. For the test-particle motion and large NS oblateness, the combined influence of the oblate shape of the star and frame-dragging induce non-monotonic frequency profiles with maximum above the ISCO and emergence of a zero-frequency radius where the precession changes its orientation (Kluźniak & Rosińska 2013, 2014; Tsang & Pappas 2016; Urbancová et al. 2019). The same happens for non-slender tori. At the same time, the correction to the mode frequency exhibits a behaviour similar to the case of radial precession, and radii, where the correction changes its sign exists. The relevant radii are shown in the right panel of Figure 3.

² https://github.com/Astrocomp/HTtori_oscillations

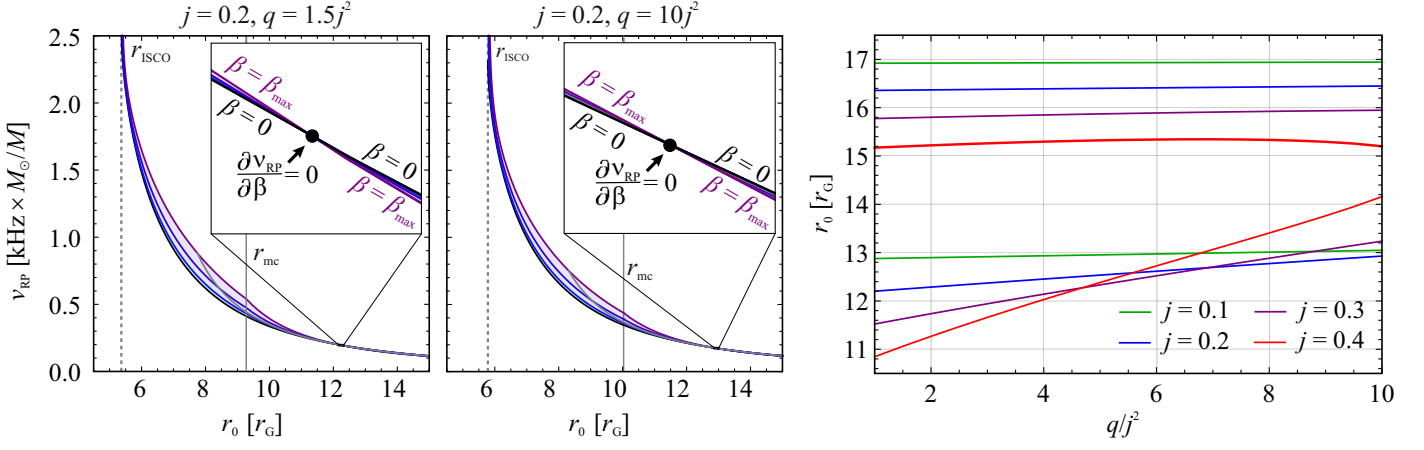


Fig. 2. *Left:* The radial precession frequencies calculated for different β and NSs with $j = 0.2$ and two particular values of q/j^2 , $q/j^2 = 1.5$ (extreme NS compactness), and $q/j^2 = 10$ (large NS oblateness). *Right:* Radial coordinates corresponding to the vanishing of the correction to the radial precession oscillation mode frequency, i.e., radii where $\nu_{\text{RP}}^{(2)} = 0$.

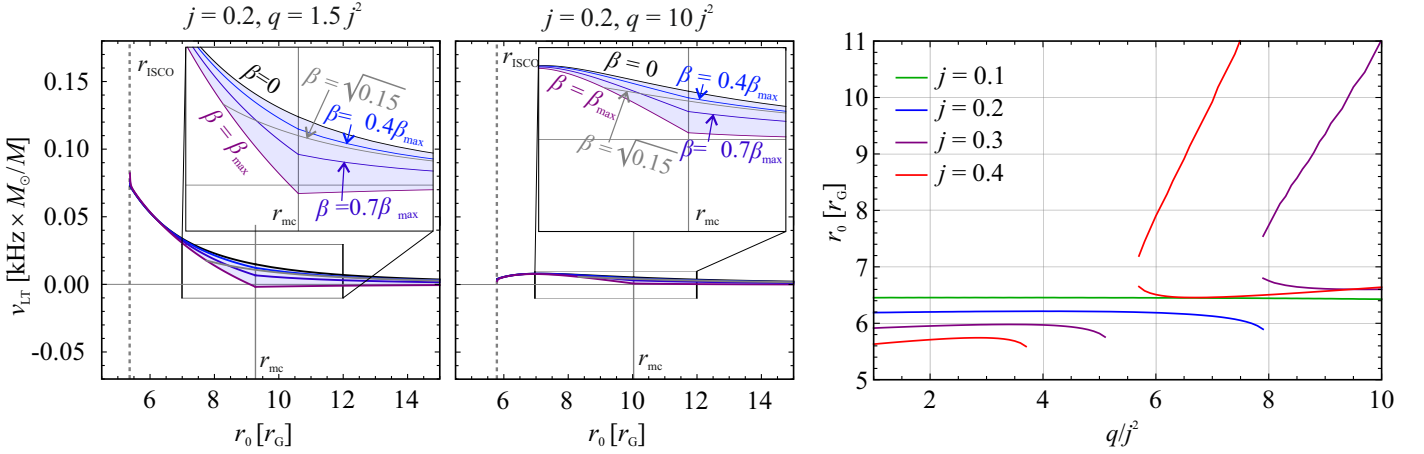


Fig. 3. *Left:* The vertical precession frequencies calculated for different β and NSs with $j = 0.2$, and two particular values of q/j^2 , $q/j^2 = 1.5$ (extreme NS compactness), and $q/j^2 = 10$ (large NS oblateness). *Right:* Radial coordinates corresponding to the vanishing of the correction to the vertical precession oscillation mode frequency, i.e., radii where $\nu_{\text{LT}}^{(2)} = 0$.

A more detailed quantitative comparison between the vertical precession mode frequencies is provided in Appendix B (Figure B.2), while an extended discussion on the mode frequency behaviour is given in Section 8.3.

7. Approximate relations

The formulae for the oscillation and precession frequencies investigated in the previous section are presented in our public codes. Their explicit forms are rather lengthy and potentially too complicated for practical calculations. Inspired by our previous work (Török et al. 2022), we provide their simplified implicit versions that enable more efficient implementation.

For each of the four modes, we present these formulae corresponding to the geodesic limit of a slender torus (which coincides with those describing free test particle motion) and the limit of a marginally overflowing (cusp) torus. More general formulae are also included to enable performing calculations of arbitrarily thick tori.

7.1. Axisymmetric radial mode

The axisymmetric radial mode frequency can be approximated as

$$\nu_R = \nu_K \mathcal{R} \sqrt{1 - 6\mathcal{V}_0^{2/3} + 8j\mathcal{V}_0 + 57j^2\mathcal{V}_0^{7/3} - 3qQ}, \quad (29)$$

where

$$\mathcal{V}_0 \equiv \frac{\nu_K/\nu_0}{6^{3/2} - j\nu_K/\nu_0 - \frac{1}{2}(j^2 - q)(\nu_K/\nu_0)^2}, \quad \nu_0 = 2198 \frac{M_\odot}{M},$$

$$Q = \mathcal{V}_0^{4/3} (1 + 19\mathcal{V}_0). \quad (30)$$

Note that ν_0 is the Keplerian frequency at ISCO evaluated for a non-rotating star.

7.1.1. Geodesic limit vs. limit of cusp torus

For $\mathcal{R} = 1$, our formula gives the radial epicyclic frequency of a free test particle. Choosing

$$\mathcal{R} = \frac{32}{33} - \frac{10(\mathcal{V}_0^{-1} - 18.4 + 15j - 4q)^2}{\nu_0(1 - 1.5j + 0.6q)}, \quad (31)$$

we obtain a relation for the axisymmetric radial oscillations of a torus with a cusp, and \mathcal{R} takes values between 0 and 1. Its dependence on the spacetime parameters is illustrated in Figure 4a while a comparison between the (exact) mode frequencies and the approximate relation is shown in Figure 4b assuming very slowly rotating stars. A thorough comparison between the outcomes of exact calculations and the application of the approximate relation across the whole considered range of parameters is then provided in Appendix C (Figure C.1).

7.1.2. Tori of arbitrary thickness

To describe oscillation frequencies of tori of arbitrary thickness, we use

$$\mathcal{R} = 1 - \left(\frac{\beta}{\beta_{\text{cusp}}} \right)^2 \left(\frac{1}{33} + \frac{10(\mathcal{V}_0^{-1} - 18.4 + 15j - 4q)^2}{\nu_0(1 - 1.5j + 0.6q)} \right). \quad (32)$$

7.2. Axisymmetric vertical mode

The axisymmetric vertical mode frequency can be approximated as

$$\nu_V = \nu_K \mathcal{K} \sqrt{1 - 4j\mathcal{V}_0 - 24j^2\mathcal{V}_0^{7/3} + 3q\mathcal{V}_0^{4/3}(1 + 8\mathcal{V}_0)}. \quad (33)$$

7.2.1. Geodesic limit vs. limit of cusp torus

For $\mathcal{K} = 1$, our formula provides the value of the vertical epicyclic frequency of a free test particle. Choosing

$$\mathcal{K} = 1 - \frac{14(\mathcal{V}_0^{-1} - \frac{40}{3} + 10j - 2.5q)^2}{\nu_0(1 - 1.7j + 0.7q)}, \quad (34)$$

we obtain an approximate relation for the frequencies of a torus with a cusp. In general, there is $\mathcal{K} \in (0, 1)$ since the pressure corrections are negative. Its dependence on the spacetime parameters is illustrated in Figure 4, while a comparison between the (exact) mode frequencies and the approximate relation is shown in Figure 4 assuming very slowly rotating stars. A thorough comparison between the outcomes of the exact calculations and the application of the approximate relation across the whole range of considered parameters is then provided in Appendix C, Figure C.2.

7.2.2. Tori of arbitrary thickness

The frequencies of tori of arbitrary thickness can be evaluated using

$$\mathcal{K} = 1 - \left(\frac{\beta}{\beta_{\text{cusp}}} \right)^2 \left(\frac{14(\mathcal{V}_0^{-1} - \frac{40}{3} + 10j - 2.5q)^2}{\nu_0(1 - 1.7j + 0.7q)} \right). \quad (35)$$

7.3. Radial precession (non-axisymmetric radial mode)

The radial precession frequency can be approximated as

$$\nu_{\text{RP}} = \nu_K \left[1 - \mathcal{B} \sqrt{1 - 6\mathcal{V}_0^{2/3} + 8j\mathcal{V}_0 + 57j^2\mathcal{V}_0^{7/3} - 3q\mathcal{Q}} \right]. \quad (36)$$

7.3.1. Geodesic limit vs. limit of cusp torus

Choosing a constant \mathcal{B} , $\mathcal{B} = 1$, our relation with a very high accuracy provides the value of the (geodesic) periastron precession frequency of oblate neutron stars.

When we choose

$$\mathcal{B} = 0.8 - 0.2j, \quad (37)$$

the resulting relation well matches the numerical findings for the cusp torus's radial precession. The specific \mathcal{B} function does not depend on the Keplerian frequency (radial coordinate r), unlike the case of the axisymmetric modes. It takes values close to $\mathcal{B} = 0.75$. The exact values are illustrated in Figure 4e while a comparison between the (exact) mode frequencies and the approximate relation is shown in Figure 4f assuming very slowly rotating stars. A thorough comparison between the outcomes of the exact calculations and the application of the approximate relation across the whole considered range of parameters is then provided in Appendix C (Figure C.3).

7.3.2. Tori of arbitrary thickness

We may determine the relevant precession frequency for tori of arbitrary thickness by choosing

$$\mathcal{B} = 1 - 0.2(1 + j) \left(\frac{\beta}{\beta_{\text{cusp}}} \right)^2. \quad (38)$$

7.4. Vertical precession

The vertical precession frequency can be approximated as

$$\nu_{\text{LT}} = \nu_K \mathcal{T} \sqrt{1 - 4j\mathcal{V}_0 - 24j^2\mathcal{V}_0^{7/3} + 3q\mathcal{V}_0^{4/3}(1 + 8\mathcal{V}_0)}. \quad (39)$$

7.4.1. Geodesic limit vs. limit of cusp torus

Choosing $\mathcal{T} = 1$, our formula provides the value of the vertical precession frequency for a free test particle. Selecting

$$\mathcal{T} = 1 - \frac{5j}{\nu_0} \left[1 - \frac{2(\mathcal{V}_0^{-2/3} - 6.1 + 2.5j)^2}{1 - 2j - 2j^2 + q} \right] - \frac{9}{\nu_0}(q - j^2)(\mathcal{V}_0^{-2/3} - 7.2), \quad (40)$$

we can describe the vertical precession of a cusp torus. The \mathcal{T} function takes values very close to 1. The exact values are illustrated in Figure 4g while a comparison between the (exact) mode frequencies and the approximate relation is shown in Figure 4h assuming very slowly rotating stars. A thorough comparison between the outcomes of the exact calculations and the application of the approximate relation across the whole considered range of parameters is then provided in Appendix C (Figure C.4).

7.4.2. Tori of arbitrary thickness

To describe a torus of arbitrary thickness we use

$$\mathcal{T} = 1 - \left(\frac{\beta}{\beta_{\text{cusp}}} \right)^2 \left\{ \frac{5j}{\nu_0} \left[1 - \frac{2(\mathcal{V}_0^{-2/3} - 6.1 + 2.5j)^2}{1 - 2j - 2j^2 + q} \right] + \frac{9}{\nu_0}(q - j^2)(\mathcal{V}_0^{-2/3} - 7.2) \right\}. \quad (41)$$

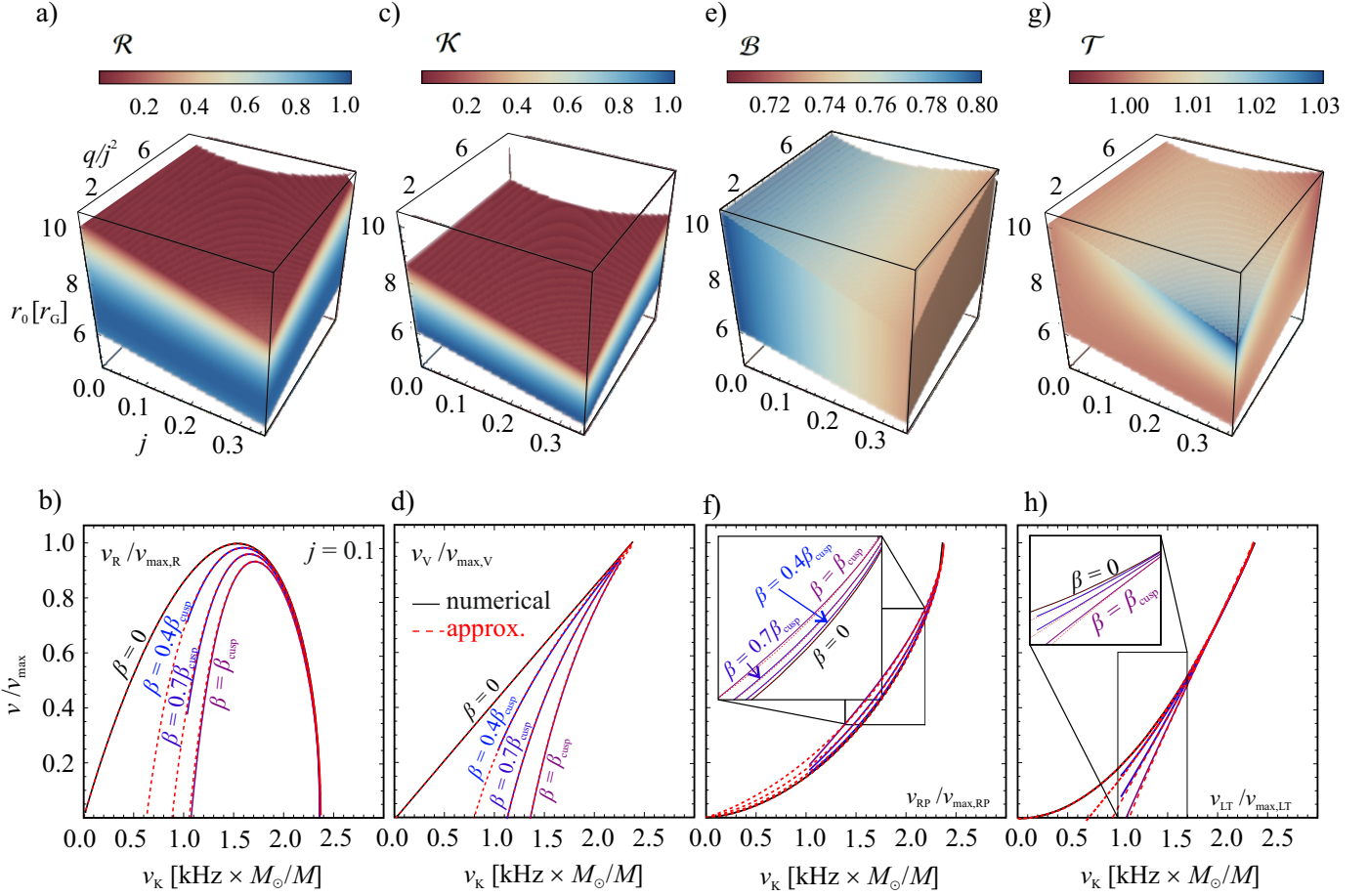


Fig. 4. Values of specific functions used in approximate relations (top) and comparison between the exact solution and the approximate relations in the case of very slowly rotating NSs (bottom). a, b) Axisymmetric radial mode. c, d) Axisymmetric vertical mode. e, f) Radial precession mode. g, h) Vertical precession mode. The frequencies are normalised with respect to their maximal values v_{\max} .

8. Discussion and conclusions

The impact of the torus thickness in most cases leads to relatively high negative corrections to the modes' frequencies, which should be reflected within possible astrophysical applications. Furthermore, as found in Sections 6.2 and 6.3, for the precession modes, the pressure corrections can be positive within a limited range of radii because the special radii exist where the precession frequency does not depend on the torus thickness. This can have observable consequences. Nevertheless, since we are constrained by the adopted perturbative approach and the effect manifests itself on a relatively large radius where the scatter between the frequencies calculated for different j is generally very small, it will be useful to verify its presence by a suitable future numerical solution of Equation (8).

8.1. Influence of NS parameters

The NS rotation and oblateness have a significant impact on the frequencies of the investigated tori oscillations calculated for a given torus thickness and one may clearly see the impact of the quadratic relations behind the nature of the modes. This impact can be well illustrated in terms of quadrupole parameter q/j^2 , which for an NS with a given mass does not depend on the NS rotational frequency. The consequences of frame dragging caused by the NS's angular momentum predominate at low values of q/j^2 . On the other hand, at large values, the effects of frame

dragging are often compensated by the (rotationally induced) NS's oblateness. As a result, for low values of q/j^2 , the maximal frequencies of the modes increase with j within the considered range. For large values of q/j^2 , these frequencies increase only minimally or even decrease with increasing j .

8.2. Consequences for models of NS variability

Török et al. (2016a) and Török et al. (2022) have introduced a QPO model that identifies the twin peak QPO frequencies with the Keplerian frequency and the radial precession frequency of the fluid in the cusp-torus configuration (CT model). Within Figure 5, we compare the frequencies predicted by the model for two combinations of M, j, q , representing non-rotating and moderately rotating NSs, with the frequencies observed in the 4U 1636-53 atoll source (the data are taken from Barret et al. 2006; Török 2009). We also include in the figure fits of the data based on the relativistic precession model (RP model, Stella & Vietri 1999).

From Figure 5, we can see that the RP model, which deals with geodesic precession, provides less promising fits of the data than the CT model, while the effects associated with the NS rotation do not imply a significant improvement (see Török et al. 2012, 2016b,a, 2022). One can also see that even when we restrict ourselves to values of the Hartle-Thorne spacetime parameters that are consistent with up-to-date models of neutron stars,

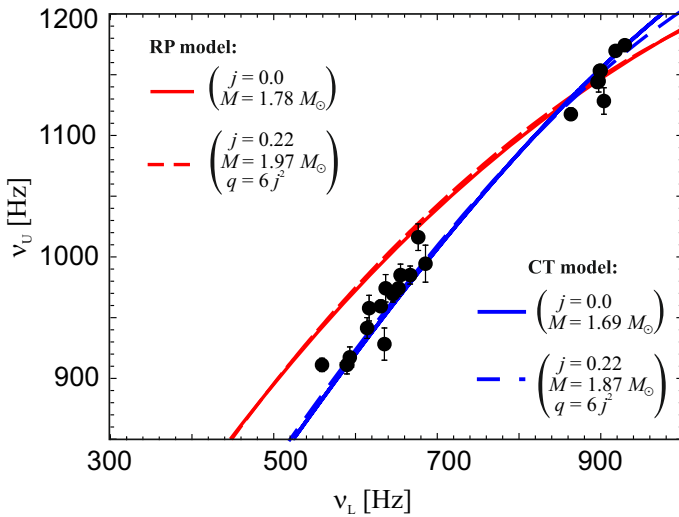


Fig. 5. Correlations between the lower and upper QPOs’ frequencies, ν_L and ν_U , predicted by the CT model vs. data of the 4U 1636-53 atoll source. Non-rotating and moderately rotating NSs are assumed. Examples of the best fits predicted by the RP model for a given j and q are shown as well.

no conceivable smooth monotonic curve can reproduce the data in a significantly better way compared to the CT model. In principle, the relations derived here, including those determining the vertical precession frequency, can be used in an analogous way to put constraints on models of low-frequency QPOs.

8.3. Impact of NS EoS

So far we focused on examining the effects of spacetime parameters on the investigated oscillations while taking into account a range of these parameters associated with present models of NSs. As follows from the results of Paper I, particular astrophysical applications of our formulae should be rather sensitive to the NS EoS, most importantly to the specific position of the NS surface.

An example of the impact of the NS EoS choice can be demonstrated by the effect of the vertical precession’s change of orientation discussed in Section 6.3. In the left panel of Figure 6, we illustrate profiles of the vertical precession frequency for a particular choice of spacetime parameter’s values along with several related NS radii which are calculated using L NS EoS (Pandharipande & Smith 1975). From the figure, we can see that the investigated effect occurs at the radii that are not necessarily above the NS surface.

In the right panel of Figure 6, we show the full range of NS’s angular momentum and quadrupole moment, which corresponds to the presence of the effect. Utilizing the recently identified universal relations (Maselli et al. 2013; Urbanec et al. 2013; Yagi & Yunes 2013a,b; Pappas 2015; Reina et al. 2017), we denote the coloured area which determines the range limited by the condition that the inner edge of the torus should be located above the NS surface. Clearly, this range is smaller than the full range given by the general consideration of the Hartle-Thorne metric alone.

8.4. Summary and overall implications

In this work, we studied the epicyclic oscillations of fluid tori in the Hartle-Thorne geometry paying special attention to the two axisymmetric and two precession modes. In view of the above discussion, we can draw the conclusion that the consideration of the quadrupole moment induced by the NS rotation likely has a strong impact on various astrophysical phenomena involving oscillations of the accreted fluid such as the observed low and high-frequency quasi-periodic oscillations. The formulae derived in our work can help to quantify this impact. While here we provided all the formulae required for a further examination of the underlying parameter space, particular astrophysical applications that poses the potential to restrict the dense-matter EoS will need to be carried out focusing on specific models of NSs.

Acknowledgements. We thank Marek Abramowicz, Omer Blaes, and Włodzisław Kluźniak for the valuable discussions. We wish to express our gratitude to the University of California in Santa Barbara for hosting us while this study was being initiated. We acknowledge the Czech Science Foundation (GAČR) grant No. 21-06825X and the INTER-EXCELLENCE project No. LTI17018. The INTER-EXCELLENCE project No. LTT17003 is acknowledged by KK, and the INTER-EXCELLENCE project No. LTC18058 is acknowledged by MM and MU. VK acknowledges the Research Infrastructure LM2023047 of the Czech Ministry of Education, Youth and Sports. OS acknowledges funding by the Deutsche Forschungsgemeinschaft (DFG, German Research Foundation) under Germany’s Excellence Strategy – EXC 2094 – 390783311. We furthermore acknowledge the support provided by the internal grants of Silesian University, SGS/31/2023 and SGS/XX/2024.

References

- Abramowicz, M. A., Blaes, O. M., Horák, J., Kluźniak, W., & Rebusco, P. 2006, *Classical and Quantum Gravity*, 23, 1689
- Abramowicz, M. A., Bulik, T., Bursa, M., & Kluźniak, W. 2003a, *A&A*, 404, L21
- Abramowicz, M. A., Karas, V., Kluźniak, W., Lee, W. H., & Rebusco, P. 2003b, *PASJ*, 55, 467
- Abramowicz, M. A. & Kluźniak, W. 2001, *A&A*, 374, L19
- Alpar, M. A. & Shaham, J. 1985, *Nature*, 316, 239
- Bachetti, M., Romanova, M. M., Kulkarni, A., Burderi, L., & di Salvo, T. 2010, *MNRAS*, 403, 1193
- Barret, D., Olive, J.-F., & Miller, M. C. 2006, *MNRAS*, 370, 1140
- Blaes, O. M. 1987, *MNRAS*, 227, 975
- Blaes, O. M., Arras, P., & Fragile, P. C. 2006, *MNRAS*, 369, 1235
- Bursa, M. 2005, *Astronomische Nachrichten*, 326, 849
- de Avellar, M. G. B., Porth, O., Younsi, Z., & Rezzolla, L. 2018, *MNRAS*, 474, 3967
- Dönmez, O., Zanotti, O., & Rezzolla, L. 2011, *MNRAS*, 412, 1659
- Fragile, P. C., Straub, O., & Blaes, O. 2016, *MNRAS*, 461, 1356
- Frank, J., King, A., & Raine, D. J. 2002, *Accretion Power in Astrophysics: Third Edition* (Cambridge University Press)
- Germanà, C. 2017, *Phys. Rev. D*, 96, 103015
- Hartle, J. B. 1967, *ApJ*, 150, 1005
- Hartle, J. B. & Thorne, K. S. 1968, *ApJ*, 153, 807
- Huang, C.-Y., Ye, Y.-C., Wang, D.-X., & Li, Y. 2016, *MNRAS*, 457, 3859
- Kato, S. 2001, *PASJ*, 53, 1
- Kato, S., Fukue, J., & Mineshige, S. 2008, *Black-Hole Accretion Disks — Towards a New Paradigm —* (Kyoto University Press)
- Kluźniak, W. & Abramowicz, M. A. 2001a, *Acta Physica Polonica B*, 32, 3605
- Kluźniak, W. & Abramowicz, M. A. 2001b, *arXiv e-prints*, astro-ph/0105057
- Kluźniak, W., Abramowicz, M. A., Kato, S., Lee, W. H., & Stergioulas, N. 2004, *ApJ*, 603, L89
- Kluźniak, W. & Rosińska, D. 2013, *MNRAS*, 434, 2825
- Kluźniak, W. & Rosińska, D. 2014, in *Journal of Physics Conference Series*, Vol. 496, *Journal of Physics Conference Series*, 012016
- Kotrllová, A., Šrámková, E., Török, G., et al. 2020, *A&A*, 643, A31
- Lamb, F. K., Shibasaki, N., Alpar, M. A., & Shaham, J. 1985, *Nature*, 317, 681
- Lattimer, J. M. & Prakash, M. 2007, *Phys. Rep.*, 442, 109
- Le, T., Wood, K. S., Wolff, M. T., Becker, P. A., & Putney, J. 2016, *ApJ*, 819, 112
- Maselli, A., Cardoso, V., Ferrari, V., Gualtieri, L., & Pani, P. 2013, *Phys. Rev. D*, 88, 023007

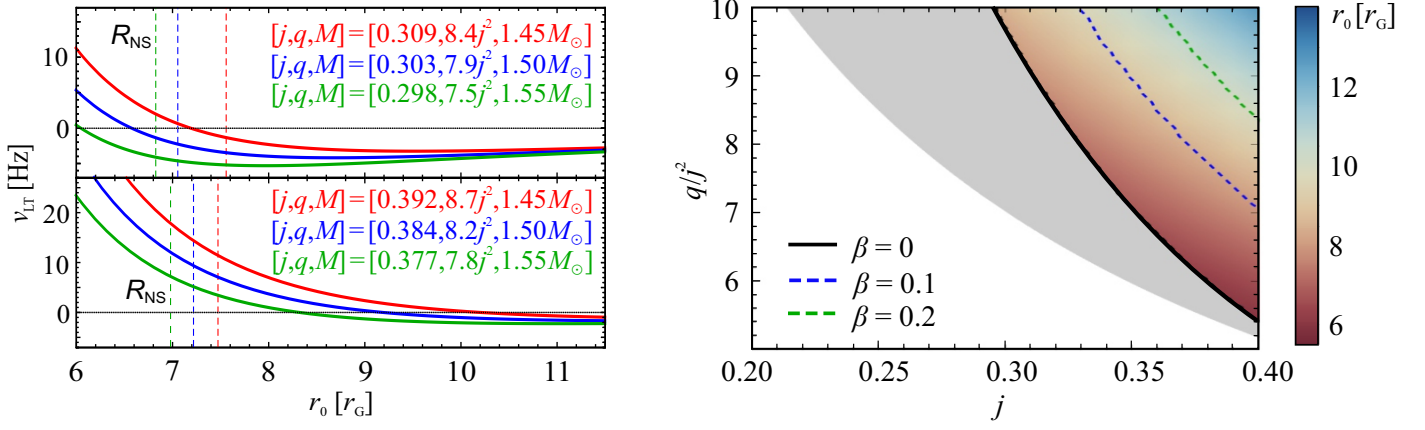


Fig. 6. *Left:* Profiles of the slender torus vertical precession frequency for a particular choice of spacetime parameter's values, along with the related NS radii calculated using L NS EoS (Pandharipande & Smith 1975) and denoted by vertical lines. These are denoted by the vertical dashed lines. The top (bottom) panel corresponds to a rotational frequency of 400Hz (500Hz). *Right:* The range of the Hartle-Thorne spacetime parameters for which the vertical precession may change its orientation. The thick black line marked as $\beta = 0$ indicates the limiting NS parameters relevant for the case of a slender torus, which are the same as for the geodesic (thin disk) case explored by Tsang & Pappas (2016). The shaded region below the $\beta = 0$ line determines the area where this effect may occur, but the corresponding tori overlaps with the star's surface. The coloured region above the $\beta = 0$ line corresponds to the tori that do not overlap with the star, while the colour scale indicates the radii of their centres for the slender torus case. In a full analogy, the lines for $\beta = 0.1$ and $\beta = 0.2$ show the limiting parameters where the torus of the corresponding thickness would touch the star's surface. In these cases, the corresponding r_0 colourmaps would be slightly different but almost identical to the $\beta = 0$ map shown in this figure.

Matuszková, M., Török, G., Lančová, D., et al. 2024, Submitted to A&A
 Miller, M. C., Lamb, F. K., & Psaltis, D. 1998, ApJ, 508, 791
 Morsink, S. M. & Stella, L. 1999, ApJ, 513, 827
 Mukhopadhyay, B. 2009, ApJ, 694, 387
 Pandharipande, V. R. & Smith, R. A. 1975, Physics Letters B, 59, 15
 Papaloizou, J. C. B. & Pringle, J. E. 1984, MNRAS, 208, 721
 Pappas, G. 2015, MNRAS, 454, 4066
 Pétri, J. 2005, A&A, 439, L27
 Psaltis, D., Wijnands, R., Homan, J., et al. 1999, ApJ, 520, 763
 Reina, B., Sanchis-Gual, N., Vera, R., & Font, J. A. 2017, MNRAS, 470, L54
 Rezzolla, L., Yoshida, S., Maccarone, T. J., & Zanotti, O. 2003a, MNRAS, 344, L37
 Rezzolla, L., Yoshida, S., & Zanotti, O. 2003b, MNRAS, 344, 978
 Smith, K. L., Tandon, C. R., & Wagoner, R. V. 2021, ApJ, 906, 92
 Šrámková, E., Török, G., & Abramowicz, M. A. 2007, A&A, 467, 641
 Stella, L. & Vietri, M. 1999, Phys. Rev. Lett., 82, 17
 Stella, L., Vietri, M., & Morsink, S. M. 1999, ApJ, 524, L63
 Straub, O. & Šrámková, E. 2009, Classical and Quantum Gravity, 26, 055011
 Stuchlík, Z. & Kološ, M. 2014, Phys. Rev. D, 89, 065007
 Stuchlík, Z., Kološ, M., Kovář, J., Slaný, P., & Tursunov, A. 2020, Universe, 6, 26
 Titarchuk, L. & Wood, K. 2002, ApJ, 577, L23
 Török, G. 2009, A&A, 497, 661
 Török, G., Abramowicz, M. A., Kluźniak, W., & Stuchlík, Z. 2005, A&A, 436, 1
 Török, G., Bakala, P., Šrámková, E., et al. 2012, ApJ, 760, 138
 Török, G., Goluchová, K., Horák, J., et al. 2016a, MNRAS, 457, L19
 Török, G., Goluchová, K., Urbanec, M., et al. 2016b, ApJ, 833, 273
 Török, G., Kotrlová, A., Matuszková, M., et al. 2022, ApJ, 929, 28
 Tsang, D. & Pappas, G. 2016, ApJ, 818, L11
 Urbanec, G., Urbanec, M., Török, G., et al. 2019, ApJ, 877, 66
 Urbanec, M., Miller, J. C., & Stuchlík, Z. 2013, MNRAS, 433, 1903
 van der Klis, M. 2006, in Compact stellar X-ray sources, Vol. 39 (Cambridge University Press), 39–112
 Čadež, A., Calvani, M., & Kostić, U. 2008, A&A, 487, 527
 Wagoner, R. V., Silbergleit, A. S., & Ortega-Rodríguez, M. 2001, ApJ, 559, L25
 Wang, D.-H. & Zhang, C.-M. 2020, MNRAS, 497, 2893
 Wang, D.-X., Gan, Z.-M., Huang, C.-Y., & Li, Y. 2008, MNRAS, 391, 1332
 Yagi, K. & Yunes, N. 2013a, Phys. Rev. D, 88, 023009
 Yagi, K. & Yunes, N. 2013b, Science, 341, 365
 Zhang, C. 2004, A&A, 423, 401

Appendix A: Frequencies of axisymmetric modes – detailed view

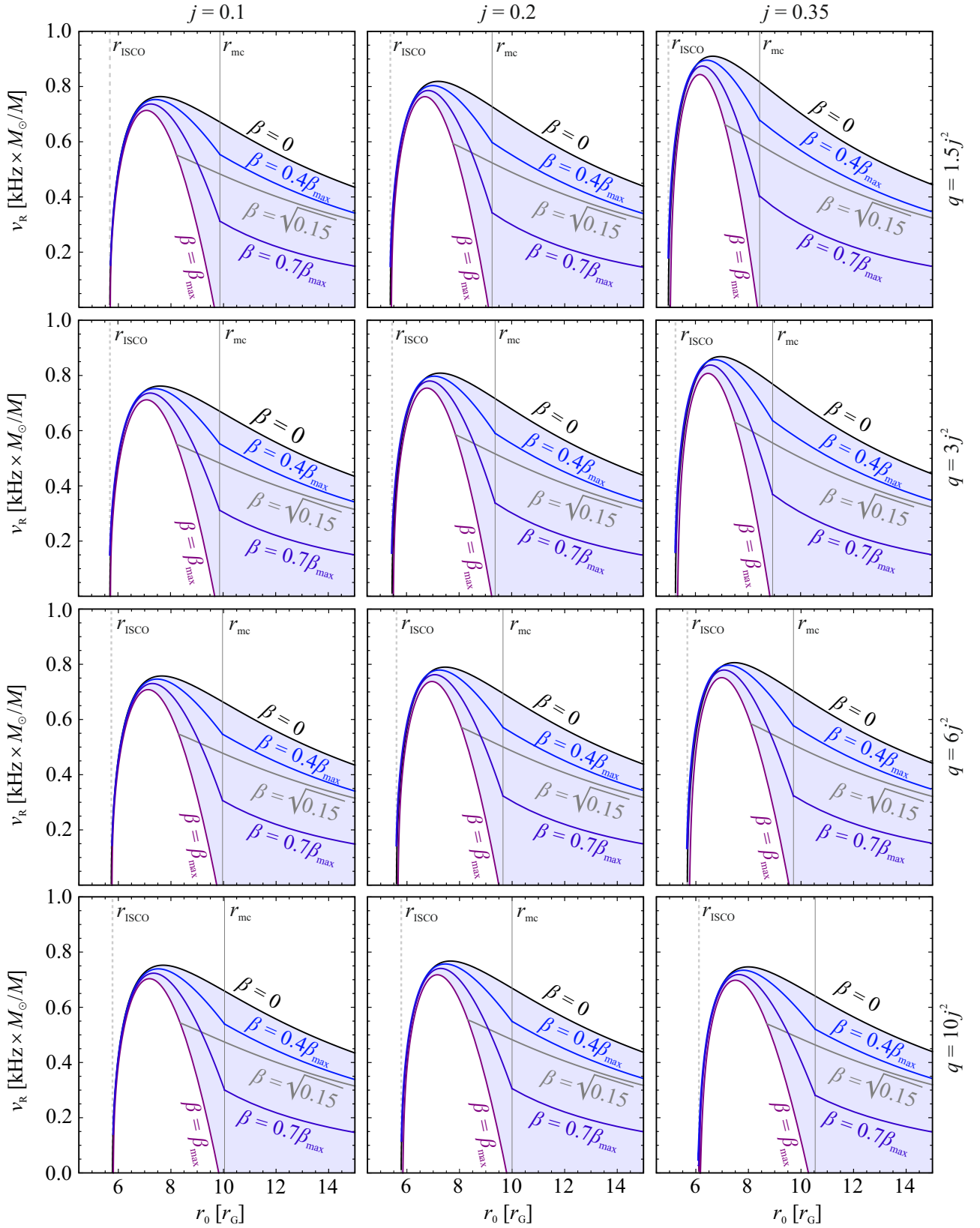


Fig. A.1. The axisymmetric radial oscillation frequencies of tori with different β plotted for the NS dimensionless angular momentum ($j = 0.1$, $j = 0.2$ and $j = 0.35$) and its dimensionless quadrupole parameter ($q/j^2 = 1.5$ – extreme compactness, $q/j^2 = 3$ – small oblateness, $q/j^2 = 6$ – moderate oblateness and $q/j^2 = 10$ – large oblateness).

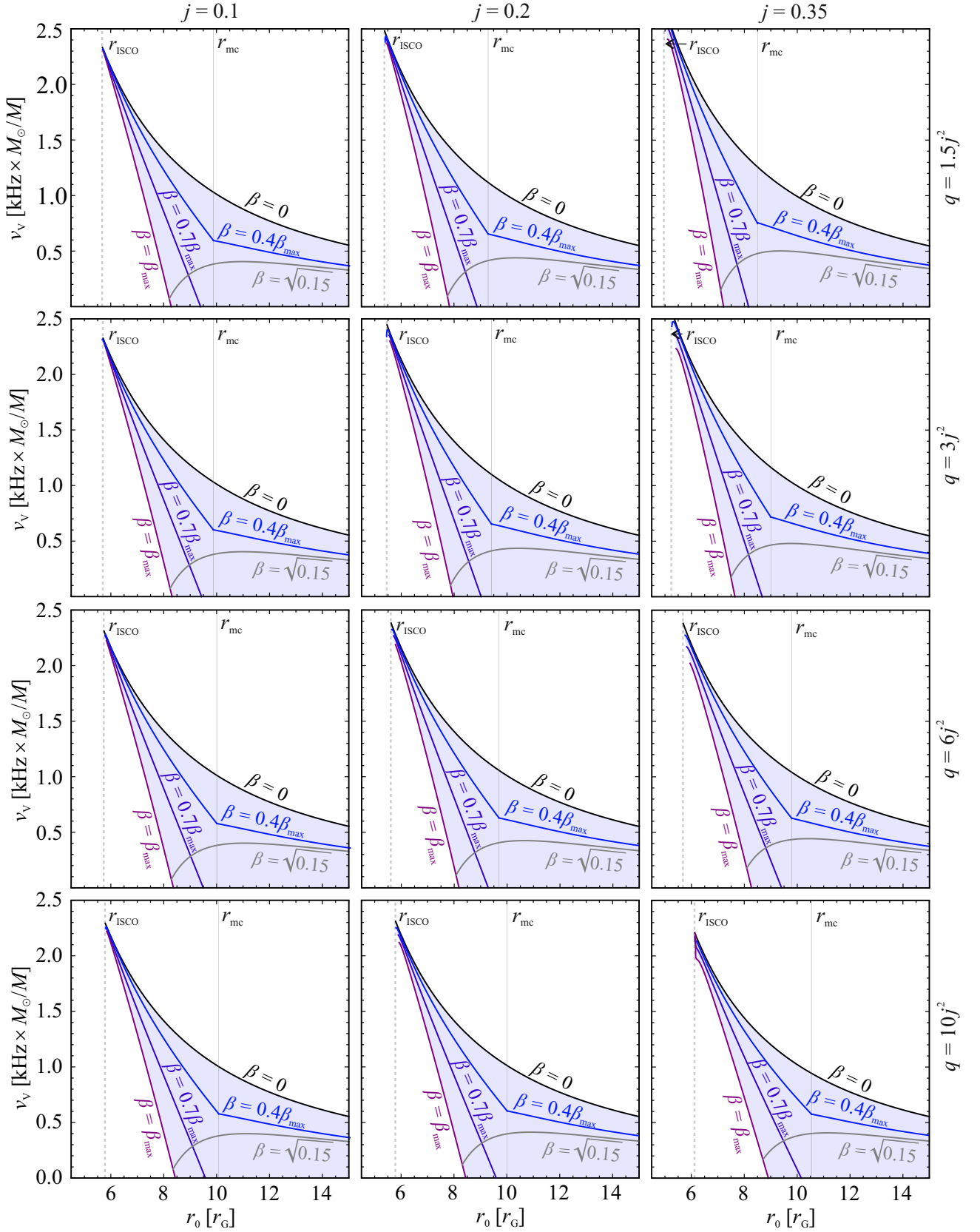


Fig. A.2. The axisymmetric vertical epicyclic frequencies of tori with different β plotted for different values of NS dimensionless angular momentum ($j = 0.1$, $j = 0.2$ and $j = 0.35$) and the quadrupole parameter ($q/j^2 = 1.5$ – extreme compactness, $q/j^2 = 3$ – small oblateness, $q/j^2 = 6$ – moderate oblateness and $q/j^2 = 10$ – large oblateness).

Appendix B: Frequencies of non-axisymmetric modes – detailed view

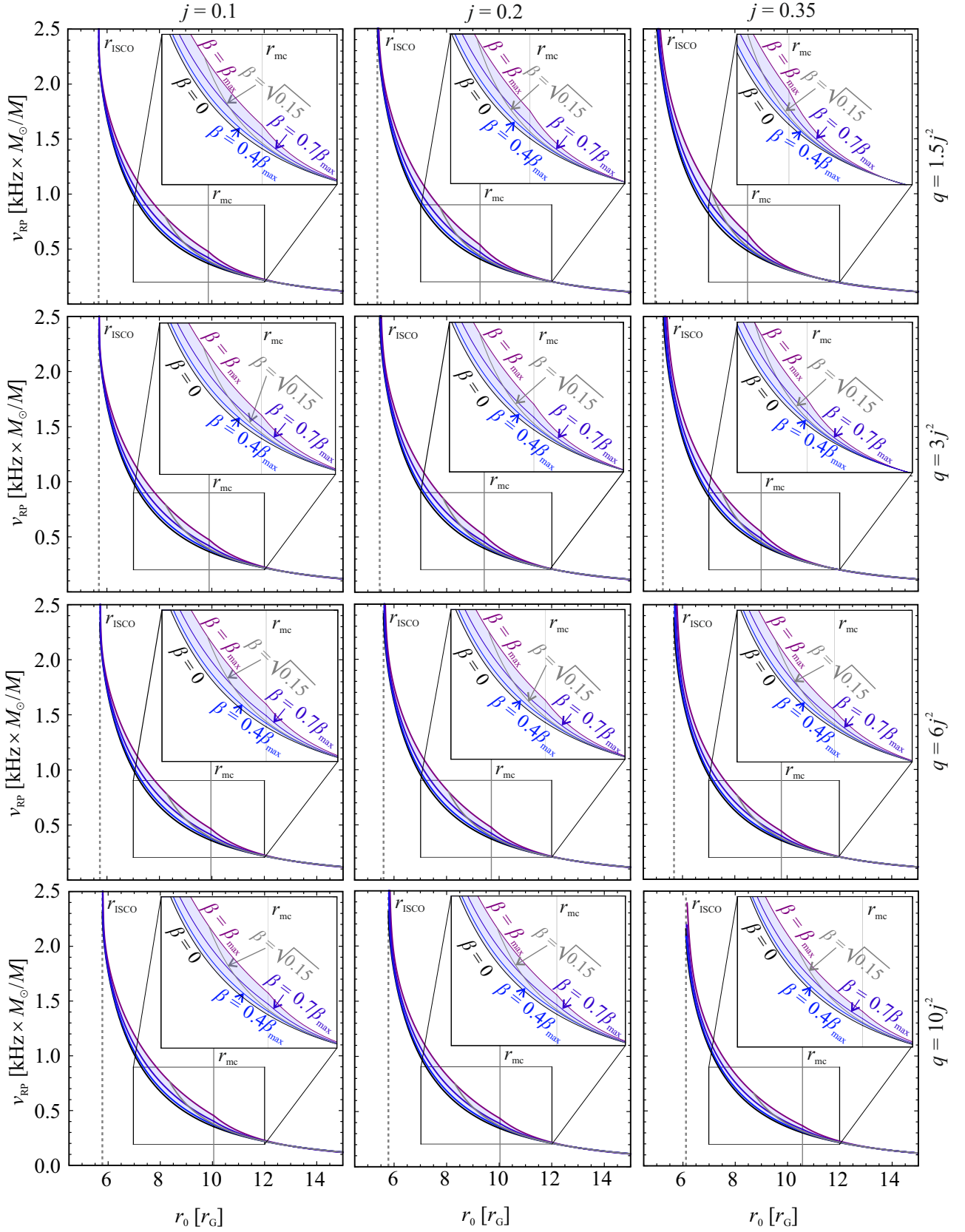


Fig. B.1. Radial precession frequencies of tori with different β plotted for different values of NS angular momentum ($j = 0.1$, $j = 0.2$ and $j = 0.35$) and the quadrupole parameter ($q/j^2 = 1.5$ – extreme compactness, $q/j^2 = 3$ – small oblateness, $q/j^2 = 6$ – moderate oblateness and $q/j^2 = 10$ – large oblateness).

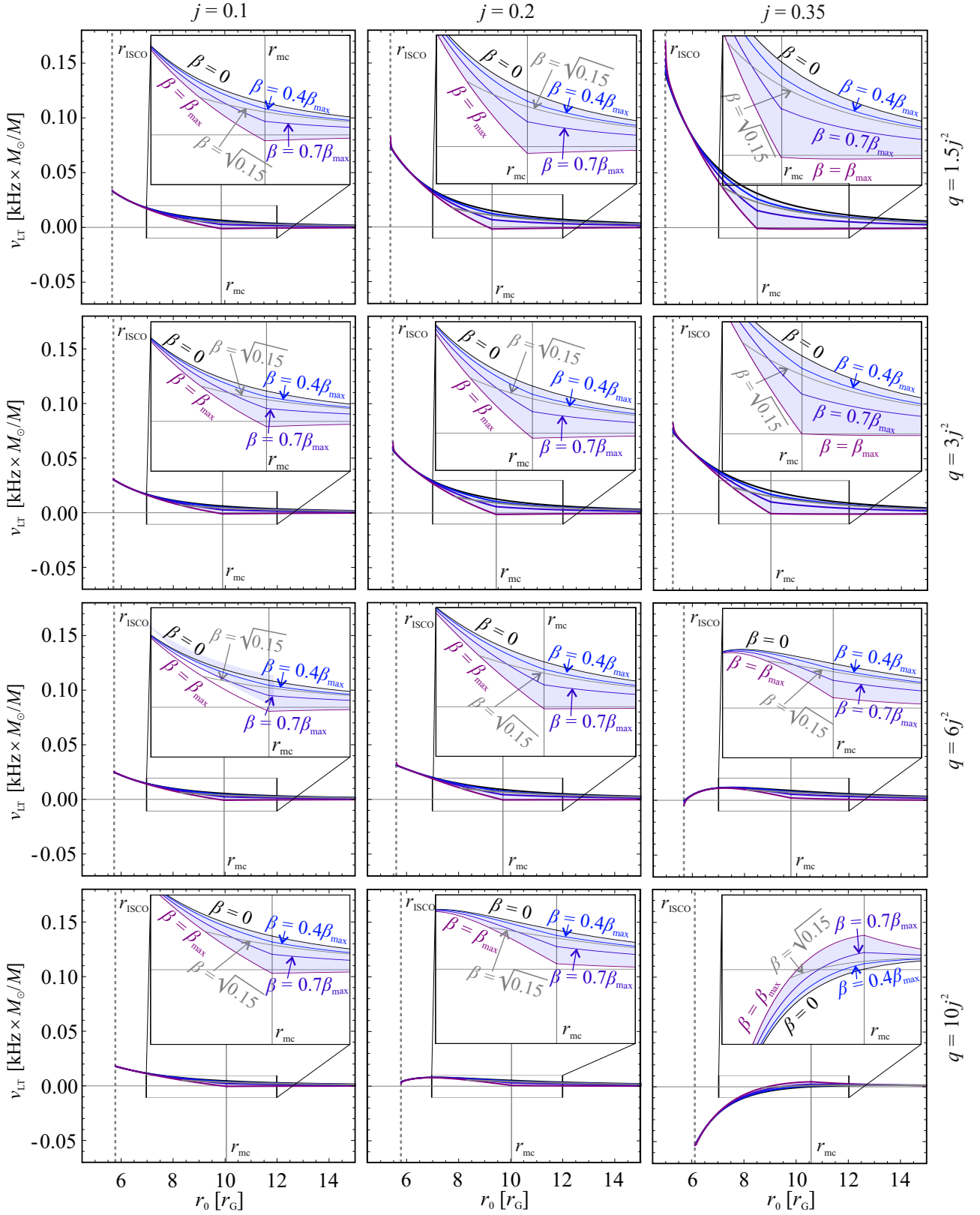


Fig. B.2. Vertical precession frequencies of tori with different β for NS angular momentum ($j = 0.1$, $j = 0.2$ and $j = 0.35$) and its dimensionless quadrupole parameter ($q/j^2 = 1.5$ – extreme compactness, $q/j^2 = 3$ – small oblateness, $q/j^2 = 6$ – moderate oblateness and $q/j^2 = 10$ – large oblateness).

Appendix C: Approximative relations – detailed view

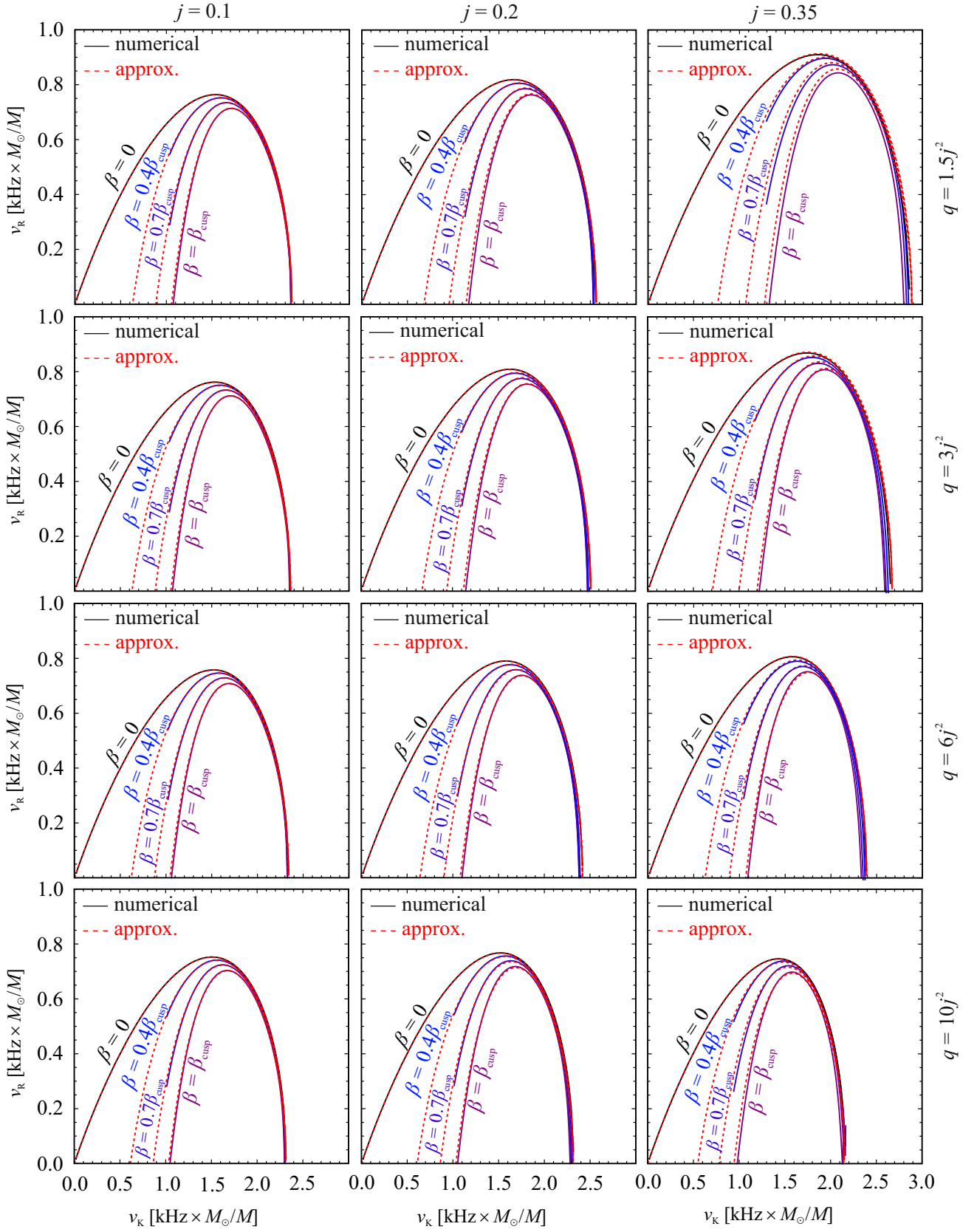


Fig. C.1. Comparison of the radial epicyclic frequency of tori with different thicknesses (black) and the approximation relations (red).

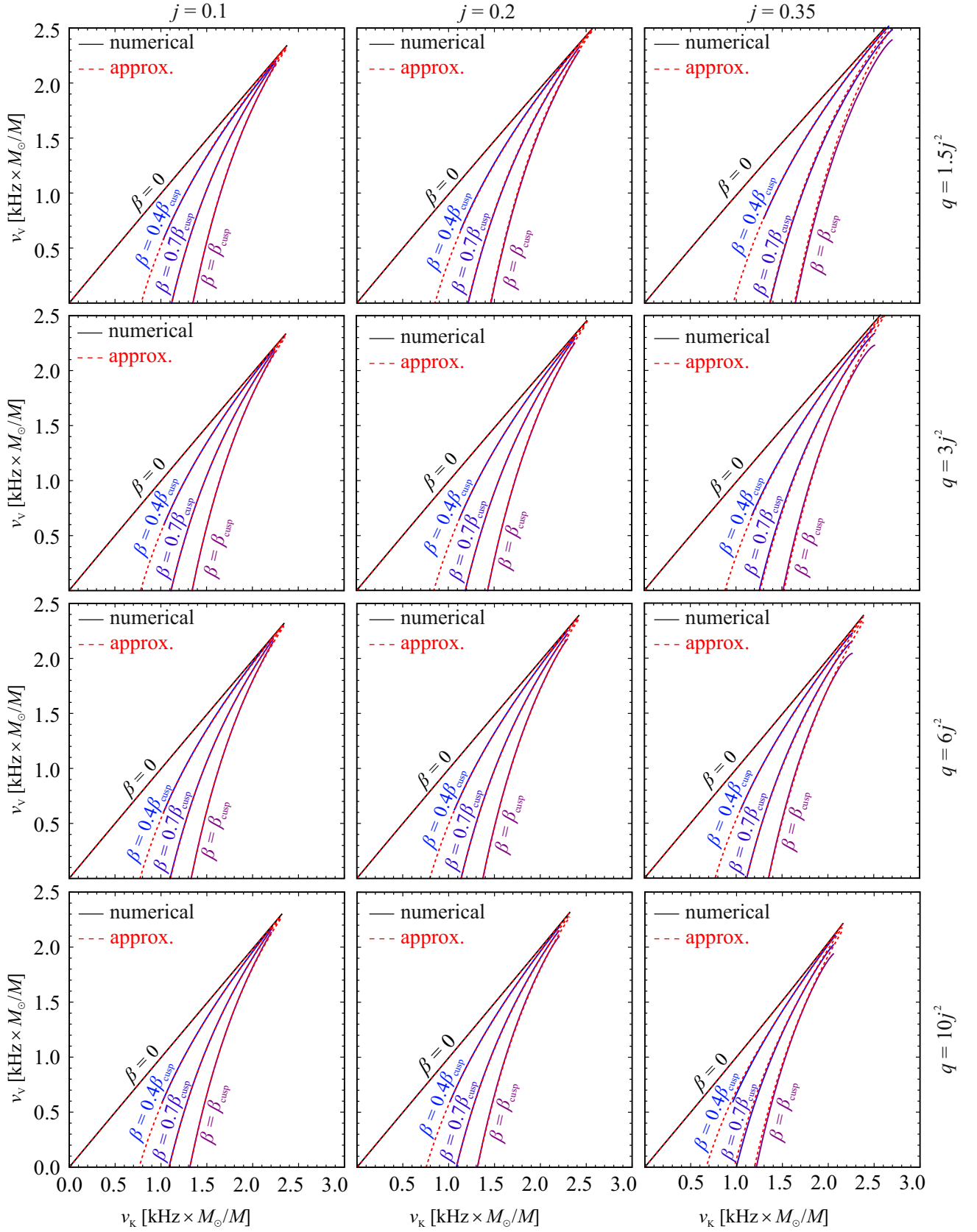


Fig. C.2. Comparison of the vertical epicyclic frequency of tori with different thicknesses (black) and the approximation relations (red).

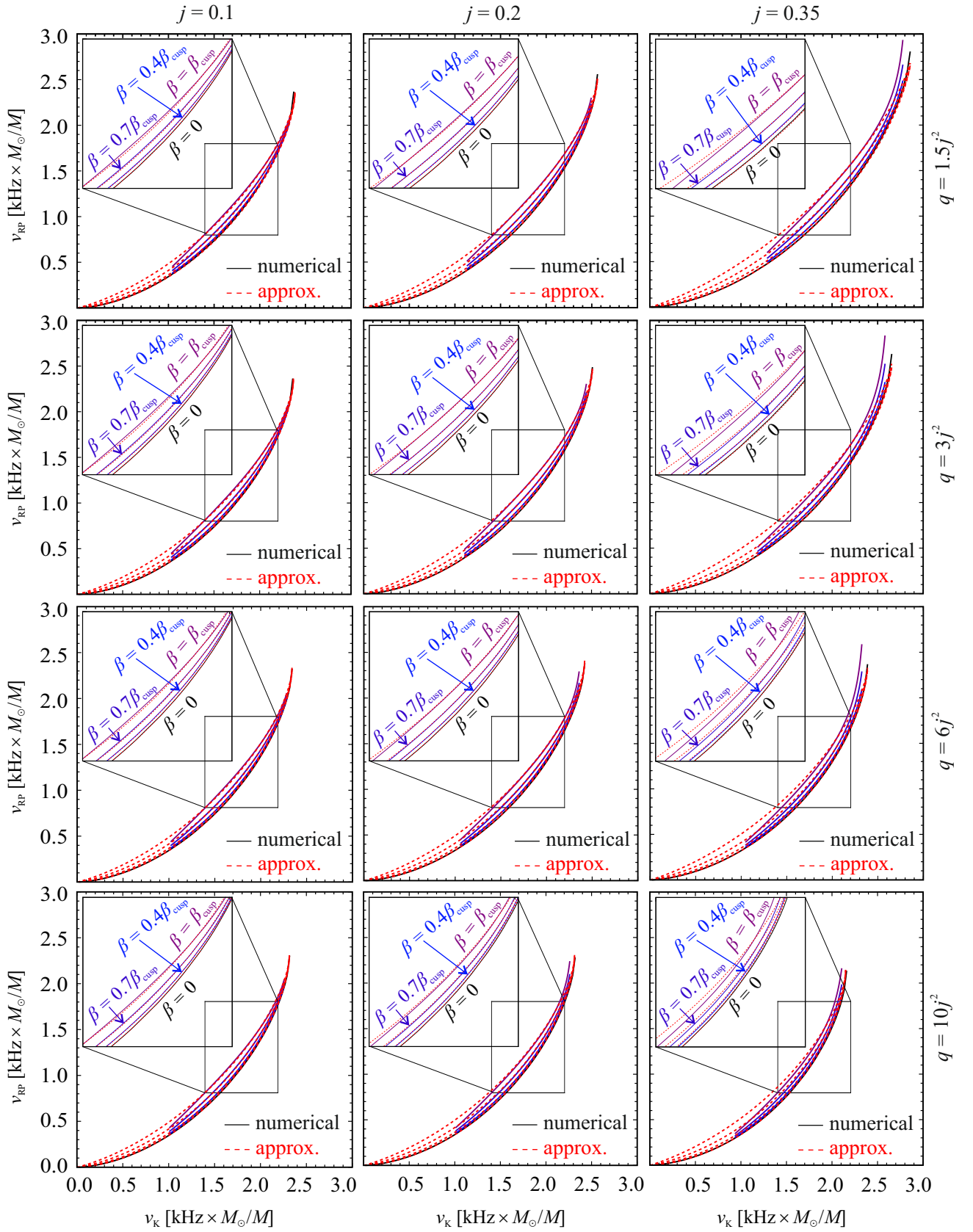


Fig. C.3. Comparison of the radial precession frequency of a free particle (black) and torus (blue) to the approximation relations (red).

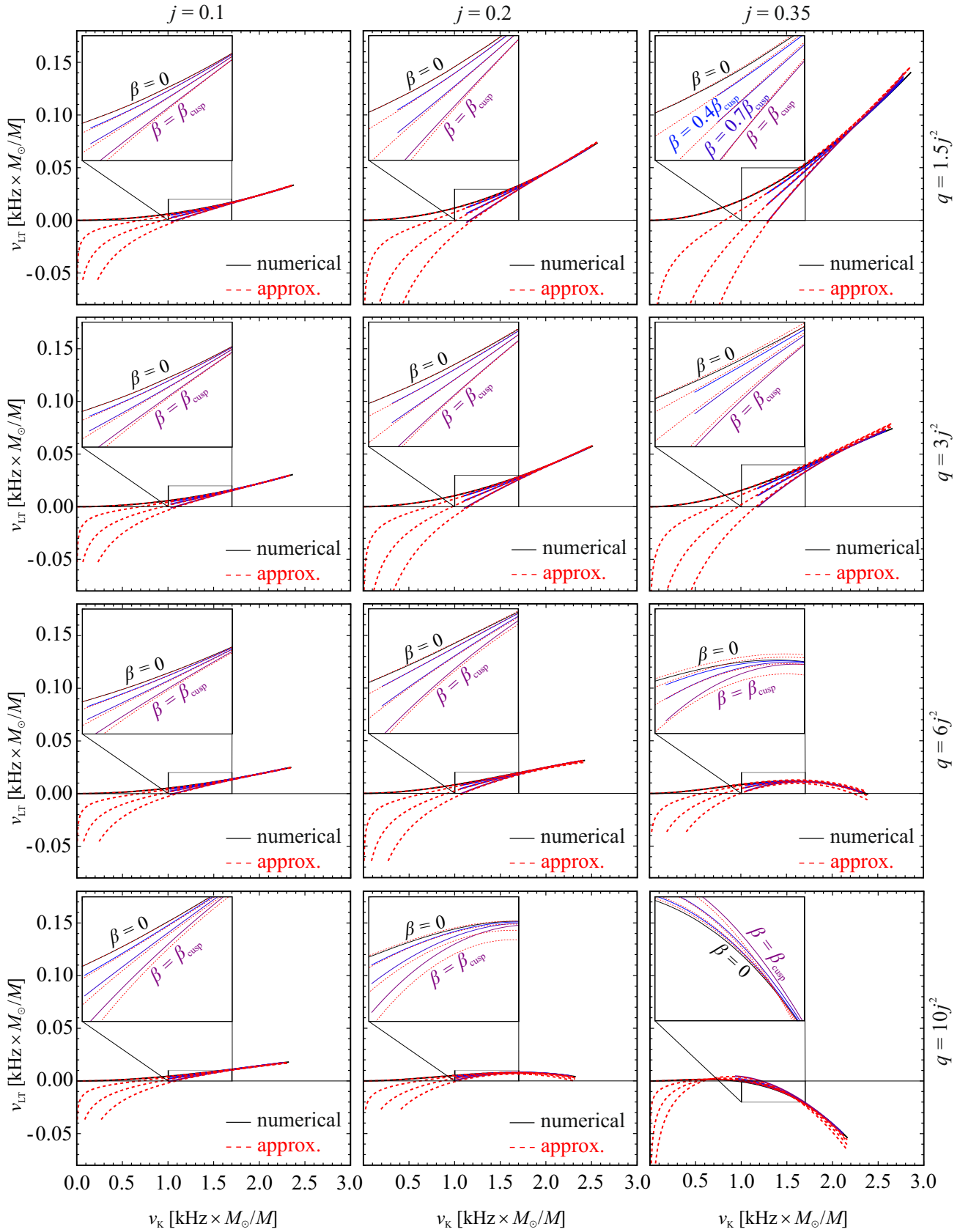


Fig. C.4. Comparison of the vertical precession frequency of a free particle (black) and torus (blue) to the approximation relations (red).