

# Integers & Prime Numbers: Deriving Zipf's Law

Helmut Satz\*

Fakultät für Physik, Universität Bielefeld, Germany

## Abstract

In a prime factor decomposition of integers in a given set, the occurrence frequencies of prime numbers are shown to satisfy a general form of Zipf's law.

*When the probability of measuring a particular value of some quantity varies inversely as a power of that value, the quantity is said to follow Zipf's law [1].*

Around the middle of the past century, the Harvard linguist George Kingsley Zipf had ranked words in texts in the English language according to the frequency of their occurrence [2, 3]. He denoted with  $f(r = 1)$  the number of times the most frequent word appeared,  $f(r = 2)$  for the next, and so on. The sequence started with the words “the, of, and, to, in, a, that, ...”. Zipf then observed that the frequency of the first rank,  $f(r = 1)$  for “the”, was twice that of the second,  $f(r = 2)$  for “of”, three times that of  $r = 3$ , and so on. The resulting general relation

$$f(r) = \frac{\text{const.}}{r} \quad (1)$$

is denoted as Zipf's law; it states that the probability for rank  $r$  of a given word varies inversely with  $r$ . The constant depends on the total number of words in the text. In Fig. 1, we show a recent analysis [4], based on the SUSANNE corpus (128.000 words); apart from some fluctuations at both ends, the agreement is good over four orders of magnitude.

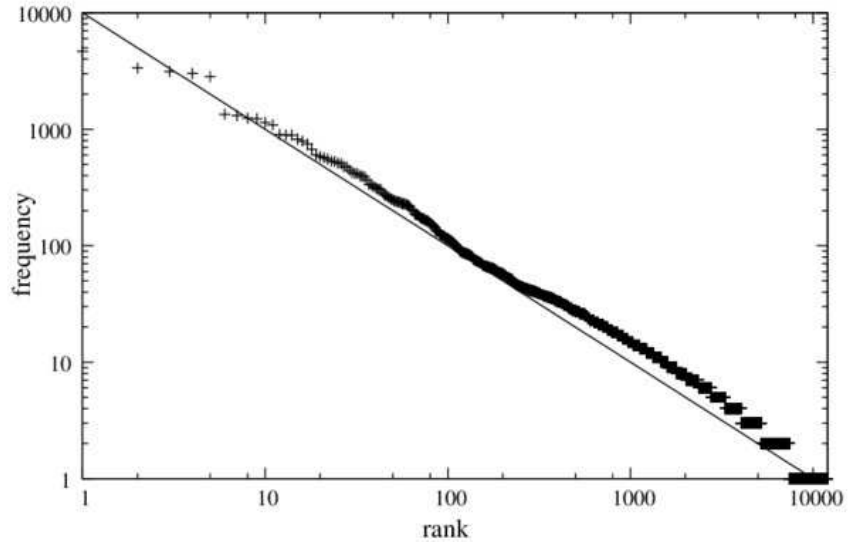


Fig. 1:  
Word frequencies vs.  
rank in the English  
language [4]; solid  
line: Zipf's law.

\* satz@physik.uni-bielefeld.de

The law was subsequently shown to hold not only for most English texts, but for texts in practically all other languages as well [5], see Fig. 2, where it is shown in logarithmic form,  $\log f(r) = \text{const.} - \log r$ . It is found to hold even for ancient languages not yet deciphered - the meaning of the words there is not known, but their frequencies follow Zipf's law. The law thus consists of two aspects: a partitioning of the text into subsets ordered according to the occurrence frequency of words, and the observation that the frequency distributions follow the ranking according to eq. (1).

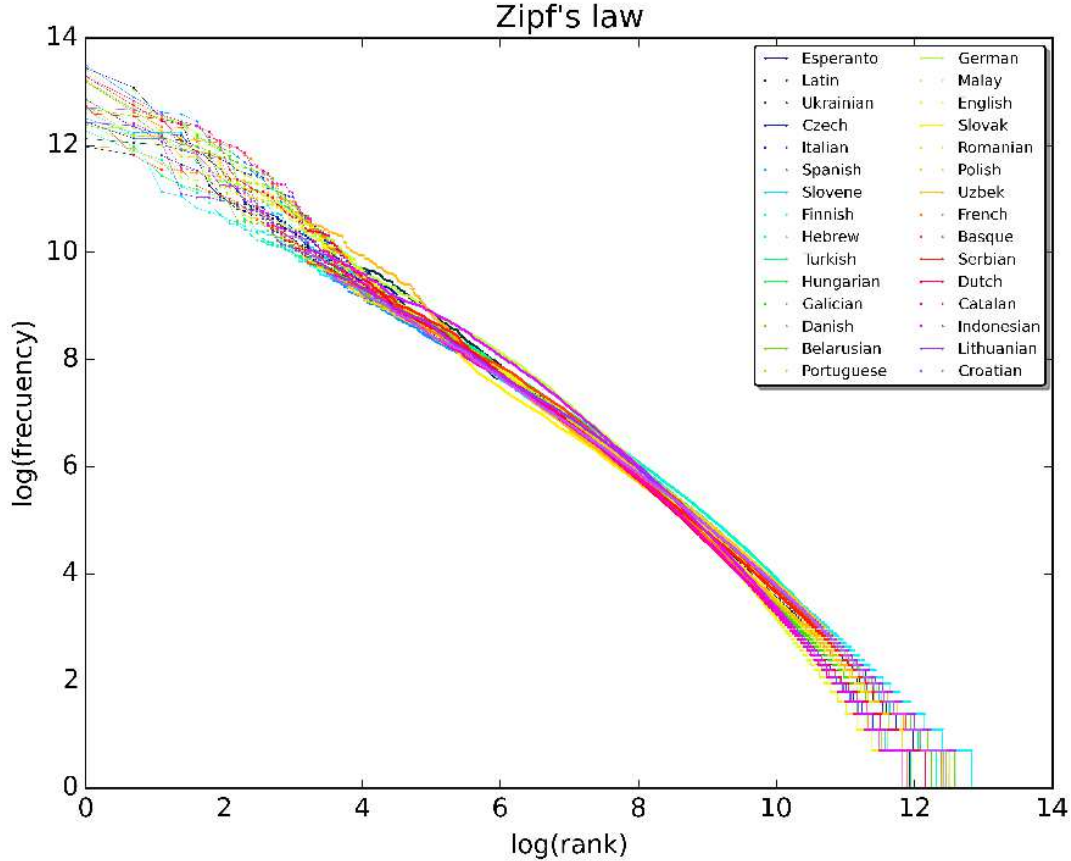


Fig. 2: Word frequencies in different languages [5]

We note that eq. (1) implies scale-invariance: increasing the rank by a factor  $x$  decreases the word frequency by a factor  $1/x$ , no matter what the rank is. To allow for some deviations, Mandelbrot [6] proposed a generalized form,

$$f_m(r) \sim \frac{1}{(r+b)^x}, \quad (2)$$

with constants  $b$  and  $x$ . This allowed modifications near  $r = 1$ , as well as a variation of the power  $x = 1$ . For this more general form, scale-invariance holds only asymptotically in  $r$ .

In recent years it has become evident that a great number of very different phenomena in very different areas of nature follow this universal law. Nevertheless, the origin of the law remains unknown. Various attempts had suggested linguistic input elements - least efforts in communication, and more. It is also not a consequence of the length of the words; the one-letter word “a” is six ranks below the three-letter word “the”. The validity

of such explanation attempts became even more doubtful with the realization that laws of this kind hold, as already indicated, for a great variety of phenomena in nature, quite detached from any human influence. We note only two instances.

The Gutenberg-Richter law for the distribution of earthquakes follows eq. (1), with  $m$  denoting the magnitude of the quake (its logarithmic energy output) and  $f(m)$  the frequency of occurrence for such events. A devastating earthquake is no longer considered a unique “singular” event, but becomes one in a series of ever increasing eruptions, according to a Zipf law, see Fig. 3. The deviation for small quakes is a result of the difficulty to measure such events precisely.

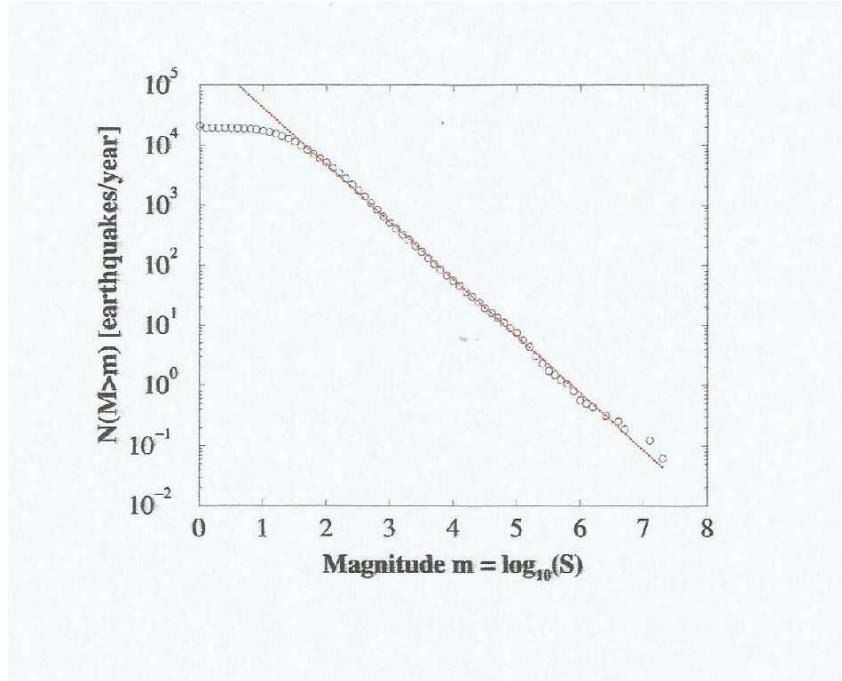


Fig. 3: The number of earthquakes as function of their magnitude [7]

Previous to Zipf, the German physicist Felix Auerbach [8] had concluded already in 1913 that the distribution of city sizes, population vs. number of cities, follows a Zipfian pattern. This prediction became more firmly established [9], once the size of cities was no longer defined by human zoning laws, but by the electric light they emitted at night - when New York became the shining greater New York, instead that of the legal districts; see Fig. 4. More recently, a great number of economic events were also found to follow such a pattern; for references, see [1]. It thus seems unlikely that the law arises because of some unknown linguistic human reasoning.

Therefore, to study a case quite detached from any human speculation, and moreover one for which Zipf’s law can be derived, rather than concluded by observation, we turn to a linguistic analogue in mathematics. The integers, written in terms of their prime factors, provide possible “texts”, containing the prime numbers as “words”. In the following, we carry out such an analysis.

We start for simplicity with the first one hundred integers 1, 2, 3, 4,...,  $N=100$ . We write these in their prime number decomposition, 2, 3, 4=2x2, 5, 6=2x3, 7, 8=2x2x2, 9=3x3, 10=2x5, etc. As mentioned, the set of integers will be taken as our text and the prime numbers are the words in this text. Thus 90 = 2 x 3 x 3 x 5 consists of the words 2, 3, and

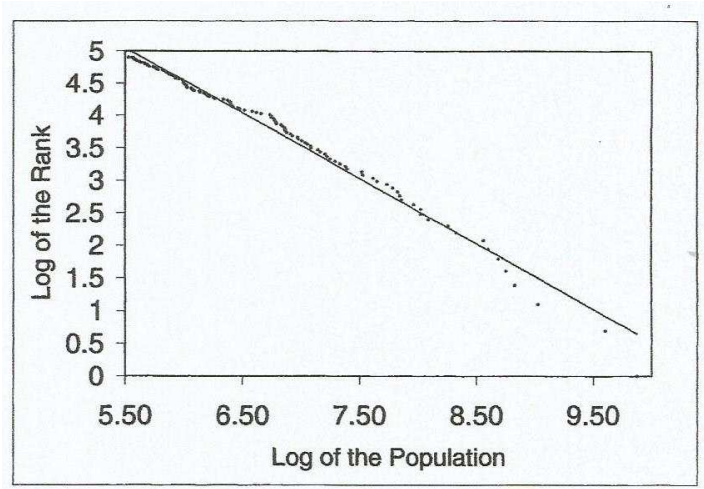


FIGURE I  
Log Size versus Log Rank of the 135 largest U. S. Metropolitan Areas in 1991  
Source: Statistical Abstract of the United States [1993].

Fig. 4: City sizes ranked vs. populations [9]

5. We now count how often a specific prime factor occurs in the given set of decomposed integers. To illustrate: for the first 10 integers, the two occurs eight times (2, 2x2, 2x3, 2x2x2, 2x5), the three four times (3, 2x3, 3x3), the five twice (5, 2x5) and the seven once.

Similarly, we find that in the first one hundred integers, the 2 occurs 97 times. The 3 occurs 48 times, the 5 then 24 times, and so on; the results are listed in Table 1. In Fig. 5, we show the logarithmic form,  $\log f(N,p)$  vs.  $\log p$ , for the mentioned interval, and it is seen that Zipf's law is quite well satisfied. The more general Mandelbrot form provides, as we shall see shortly, a really ideal fit.

p	2	3	5	7	11	13	17	19	23	29	31	37	41	43	47	53	...	97
f(100)	97	48	24	16	9	7	5	5	4	3	3	2	2	2	2	1	...	1
f(1000)	98	50	25	16	10	6	6	5	2	3	4	3	3	3	2	2	...	1

Table 1: Prime factor frequencies in the intervals 1 - 100 and 900-1000

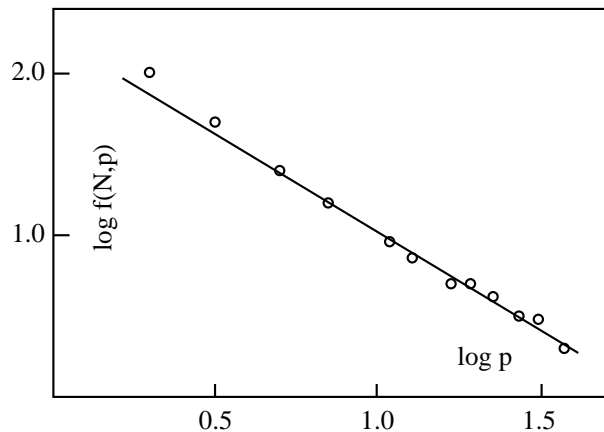


Fig. 5: Prime number frequencies for integers 1-100, compared to Zipf's law

To see if this pattern also continues in another “text”, we compare the results for integers between 1 and 100 (text A) with those between 900 and 1000 (text B); the factorization tables for both texts are given in the Appendix. In the first case, we have one and two digit integers, in the second three digits. In the first case, we have 25 direct prime numbers, in the second only 14. In the first case, there are four direct prime numbers in the first decade, in the second there is only one. Thus the two texts indeed are quite distinct, a numerical analogue of “Romeo and Juliet” vs. “Moby Dick”. Nevertheless, as shown in Table 1, the frequencies of the prime number factors in these two texts are indeed essentially the same.

So far, we have measured the occurrence frequencies of prime numbers empirically, counting occurrences in the specific “texts” of integers given in the appendix. However, the general occurrence frequency for a prime number  $p$  in a large set of  $N$  integers can in fact be derived analytically from the relation

$$f(N, p) = N(1/p + 1/p^2 + 1/p^3 + \dots) \simeq \frac{N}{(p-1)}, \quad (3)$$

converging for large  $N$ . With

$$\log f(N, p) \simeq \log N - \log(p-1) \quad (4)$$

we obtain a general form of Zipf’s law. It is here not found in an analysis of empirical measurements, but it is derived as the result of the fixed distribution of prime numbers. The replacement of  $\log p$  by  $\log(p-1)$ , as given by the asymptotic form of eq. (4), makes the fit of the results essentially perfect, even for the finite interval 1-100. In Fig. 6 we show the logarithmic relation,  $\log f(N, p)$  vs.  $\log(p-1)$ , and we find indeed the linear Zipf-form.

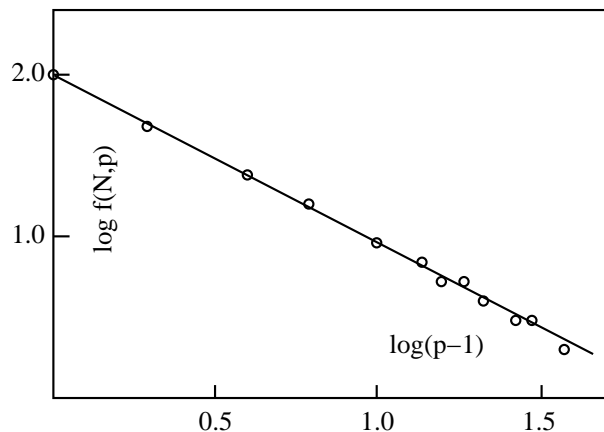


Fig. 6: Prime number frequencies for integers 1-100, compared to a generalized Zipf law

Mathematically, the Zipf pattern is a power law for the frequency in terms of the individual components or events. Let us recall how such behavior arises in statistical mechanics and consider the perhaps simplest case there, the two-dimensional Ising model. We have  $N$  spins  $s_i = \pm 1, i = 1, 2, \dots, N$  on a two-dimensional lattice. The correlation function  $F(r_{ij}, T)$  at temperature  $T$ , with  $r_{ij} = s_i - s_j$  for the separation distance between spins  $i$  and  $j$ , is given by

$$F(r_{ij}, T) \sim \frac{\exp[-r_{ij}/\lambda(T)]}{r_{ij}}, \quad (5)$$

where  $\lambda(T)$  denotes the correlation length at temperature  $T$ , as determined by the dynamics of the system. Thus the correlation depends in general on two parameters: the separation distance  $r_{ij}$  and through the correlation length on the temperature. The dependence is dominantly exponential, and hence the correlation function is not scale-invariant:  $xF(xr, T) \neq F(r, T)$ . The situation changes only at the critical point,  $T = T_c$ , where the correlation length diverges:  $\lambda(T_c) = \infty$ . The correlation function now becomes power-like,

$$F(r_{ij}, T_c) \sim \frac{1}{r_{ij}}, \quad (6)$$

and hence scale-invariant,

$$xF(xr_{ij}, T_c) = F(r_{ij}, T_c). \quad (7)$$

We thus find that in such systems power-law behavior is a sign of criticality. In the non-critical regime, the correlation function exhibits an exponential fall-off for large distances  $r$ , determined by  $\lambda$ , while at the critical temperature, it becomes a power-law in  $r$ .

### Acknowledgement:

It is a pleasure to thank Andrew Granville (Montreal) for helpful comments.

## References

- [1] M. E. J. Newman, arXiv:cond-mat/0412004; Contemporary Physics 46 (2005) 323.
- [2] G. K. Zipf, *The Psycho-Biology of Languages*, London, Routledge (19369).
- [3] G. K. Zipf, *Human Behavior and the Principle of Least Effort*, New York, Addison-Wesley (1948).
- [4] G. Jäger and R. van Rooij, Synthese 159 (2007) 99.
- [5] S. Shtrikman, Journal of Information Sciences 20 (1994) 142.
- [6] B. Mandelbrot, Communication Theory (1953) 436.
- [7] P. Bak, *How Nature works*, Springer Verlag New York, 1996
- [8] F. Auerbach, Petermanns geographische Mitteilungen 59 (1913) 73.
- [9] Bin Jiang et al., International Journal of Geographical Information Science 29(3) (2015) 498

1 – 20		21 – 40		41 – 60		61 – 80		81 – 100	
<u>1</u>		<u>21</u>	3·7	<u>41</u>	<u>41</u>	<u>61</u>	<u>61</u>	<u>81</u>	3 <sup>4</sup>
<u>2</u>	<u>2</u>	<u>22</u>	2·11	<u>42</u>	2·3·7	<u>62</u>	2·31	<u>82</u>	2·41
<u>3</u>	<u>3</u>	<u>23</u>	<u>23</u>	<u>43</u>	<u>43</u>	<u>63</u>	3 <sup>2</sup> ·7	<u>83</u>	<u>83</u>
<u>4</u>	2 <sup>2</sup>	<u>24</u>	2 <sup>3</sup> ·3	<u>44</u>	2 <sup>2</sup> ·11	<u>64</u>	2 <sup>6</sup>	<u>84</u>	2 <sup>2</sup> ·3·7
<u>5</u>	<u>5</u>	<u>25</u>	5 <sup>2</sup>	<u>45</u>	3 <sup>2</sup> ·5	<u>65</u>	5·13	<u>85</u>	5·17
<u>6</u>	2·3	<u>26</u>	2·13	<u>46</u>	2·23	<u>66</u>	2·3·11	<u>86</u>	2·43
<u>7</u>	<u>7</u>	<u>27</u>	3 <sup>3</sup>	<u>47</u>	<u>47</u>	<u>67</u>	<u>67</u>	<u>87</u>	3·29
<u>8</u>	2 <sup>3</sup>	<u>28</u>	2 <sup>2</sup> ·7	<u>48</u>	2 <sup>4</sup> ·3	<u>68</u>	2 <sup>2</sup> ·17	<u>88</u>	2 <sup>3</sup> ·11
<u>9</u>	3 <sup>2</sup>	<u>29</u>	<u>29</u>	<u>49</u>	7 <sup>2</sup>	<u>69</u>	3·23	<u>89</u>	<u>89</u>
<u>10</u>	2·5	<u>30</u>	2·3·5	<u>50</u>	2·5 <sup>2</sup>	<u>70</u>	2·5·7	<u>90</u>	2·3 <sup>2</sup> ·5
<u>11</u>	<u>11</u>	<u>31</u>	<u>31</u>	<u>51</u>	3·17	<u>71</u>	<u>71</u>	<u>91</u>	7·13
<u>12</u>	2 <sup>2</sup> ·3	<u>32</u>	2 <sup>5</sup>	<u>52</u>	2 <sup>2</sup> ·13	<u>72</u>	2 <sup>3</sup> ·3 <sup>2</sup>	<u>92</u>	2 <sup>2</sup> ·23
<u>13</u>	<u>13</u>	<u>33</u>	3·11	<u>53</u>	<u>53</u>	<u>73</u>	<u>73</u>	<u>93</u>	3·31
<u>14</u>	2·7	<u>34</u>	2·17	<u>54</u>	2·3 <sup>3</sup>	<u>74</u>	2·37	<u>94</u>	2·47
<u>15</u>	3·5	<u>35</u>	5·7	<u>55</u>	5·11	<u>75</u>	3·5 <sup>2</sup>	<u>95</u>	5·19
<u>16</u>	2 <sup>4</sup>	<u>36</u>	2 <sup>2</sup> ·3 <sup>2</sup>	<u>56</u>	2 <sup>3</sup> ·7	<u>76</u>	2 <sup>2</sup> ·19	<u>96</u>	2 <sup>5</sup> ·3
<u>17</u>	<u>17</u>	<u>37</u>	<u>37</u>	<u>57</u>	3·19	<u>77</u>	7·11	<u>97</u>	<u>97</u>
<u>18</u>	2·3 <sup>2</sup>	<u>38</u>	2·19	<u>58</u>	2·29	<u>78</u>	2·3·13	<u>98</u>	2·7 <sup>2</sup>
<u>19</u>	<u>19</u>	<u>39</u>	3·13	<u>59</u>	<u>59</u>	<u>79</u>	<u>79</u>	<u>99</u>	3 <sup>2</sup> ·11
<u>20</u>	2 <sup>2</sup> ·5	<u>40</u>	2 <sup>3</sup> ·5	<u>60</u>	2 <sup>2</sup> ·3·5	<u>80</u>	2 <sup>4</sup> ·5	<u>100</u>	2 <sup>2</sup> ·5 <sup>2</sup>

Appendix A: Prime factor decomposition of integers 1 - 100

*From Wikipedia: Table of prime factors*



901 - 920		921 - 940		941 - 960		961 - 980		981 - 1000	
901	17·53	921	3·307	941	<b>941</b>	961	31 <sup>2</sup>	981	3 <sup>2</sup> ·109
902	2·11·41	922	2·461	942	2·3·157	962	2·13·37	982	2·491
903	3·7·43	923	13·71	943	23·41	963	3 <sup>2</sup> ·107	983	<b>983</b>
904	2 <sup>3</sup> ·113	924	2 <sup>2</sup> ·3·7·11	944	2 <sup>4</sup> ·59	964	2 <sup>2</sup> ·241	984	2 <sup>3</sup> ·3·41
905	5·181	925	5 <sup>2</sup> ·37	945	3 <sup>3</sup> ·5·7	965	5·193	985	5·197
906	2·3·151	926	2·463	946	2·11·43	966	2·3·7·23	986	2·17·29
907	<b>907</b>	927	3 <sup>2</sup> ·103	947	<b>947</b>	967	<b>967</b>	987	3·7·47
908	2 <sup>2</sup> ·227	928	2 <sup>5</sup> ·29	948	2 <sup>2</sup> ·3·79	968	2 <sup>3</sup> ·11 <sup>2</sup>	988	2 <sup>2</sup> ·13·19
909	3 <sup>2</sup> ·101	929	<b>929</b>	949	13·73	969	3·17·19	989	23·43
910	2·5·7·13	930	2·3·5·31	950	2·5 <sup>2</sup> ·19	970	2·5·97	990	2·3 <sup>2</sup> ·5·11
911	<b>911</b>	931	7 <sup>2</sup> ·19	951	3·317	971	<b>971</b>	991	<b>991</b>
912	2 <sup>4</sup> ·3·19	932	2 <sup>2</sup> ·233	952	2 <sup>3</sup> ·7·17	972	2 <sup>2</sup> ·3 <sup>5</sup>	992	2 <sup>5</sup> ·31
913	11·83	933	3·311	953	<b>953</b>	973	7·139	993	3·331
914	2·457	934	2·467	954	2·3 <sup>2</sup> ·53	974	2·487	994	2·7·71
915	3·5·61	935	5·11·17	955	5·191	975	3·5 <sup>2</sup> ·13	995	5·199
916	2 <sup>2</sup> ·229	936	2 <sup>3</sup> ·3 <sup>2</sup> ·13	956	2 <sup>2</sup> ·239	976	2 <sup>4</sup> ·61	996	2 <sup>2</sup> ·3·83
917	7·131	937	<b>937</b>	957	3·11·29	977	<b>977</b>	997	<b>997</b>
918	2·3 <sup>3</sup> ·17	938	2·7·67	958	2·479	978	2·3·163	998	2·499
919	<b>919</b>	939	3·313	959	7·137	979	11·89	999	3 <sup>3</sup> ·37
920	2 <sup>3</sup> ·5·23	940	2 <sup>2</sup> ·5·47	960	2 <sup>5</sup> ·3·5	980	2 <sup>2</sup> ·5·7 <sup>2</sup>	1000	2 <sup>3</sup> ·5 <sup>3</sup>

Appendix B: Prime factor decomposition of integers 900 - 1000

*From Wikipedia: Table of prime factors*