

# Partial Identification of Individual-Level Parameters Using Aggregate Data in a Nonparametric Model\*

Sarah Moon<sup>†</sup>

May 7, 2024

## Abstract

It is well known that the relationship between variables at the individual level can be different from the relationship between those same variables aggregated over individuals. In this paper, I develop a methodology to partially identify linear combinations of conditional mean outcomes for individual-level outcomes of interest without imposing parametric assumptions when the researcher only has access to aggregate data. I construct identified sets using an optimization program that allows for researchers to impose additional shape and data restrictions. I also provide consistency results and construct an inference procedure that is valid with data that only provides marginal information about each variable. I apply the methodology to simulated and real-world data sets and find that the estimated identified sets are too wide to be useful, but become narrower as more assumptions are imposed and data aggregated at a finer level is available.

Keywords: Aggregate data, partial identification, ecological fallacy, shape restrictions, nonparametric

JEL Codes: C14, C35

---

\*I am especially grateful to Edward Vytlačil and Isaiah Andrews for their guidance and advice. I thank Alberto Abadie, Anna Mikusheva, Hyungsik Roger Moon, Whitney Newey, Jesse Shapiro, Elie Tamer, and participants in the MIT econometrics lunch seminar for their helpful comments. All errors are my own.

<sup>†</sup>Department of Economics, Massachusetts Institute of Technology, sarahmn@mit.edu

# 1 Introduction

Researchers frequently use publicly available data in policy analysis, which is usually provided at the aggregate level due to individual privacy concerns. For example, statewide standardized exam results are reported in the form of school-wide or school district-wide pass rates, as opposed to pass result and demographic information (e.g. gender, race, family income) for each individual student. Election data is available as vote shares and voter demographics over voting districts, as opposed to the vote and demographic information for each individual voter.

Many researchers use aggregate data to run analyses where the outcome of interest is at the individual level. For example, Jack et al. (2023) looks at the relationship between virtual learning during the COVID-19 pandemic and student performance in grade school using standardized exam pass rates and district demographic information. Examples of aggregate data used in political science analyses of individual voting behavior are given in Freedman et al. (1998) and Kousser (2001). Another literature on the relationship between religion and suicide often uses suicide rates and religion prevalence rates (Neeleman et al., 1997; Dervic et al., 2004; Becker and Woessmann, 2018). Alter et al. (1999) looks at median neighborhood income, rate of use of cardiac procedures, and mortality rates after a heart attack to determine the relationship between patient income and treatment outcomes.

It is well known that aggregate variables can be related in ways that are different from the same variables at the individual level,<sup>1</sup> a problem known as an ecological fallacy.<sup>2</sup> The ecological fallacy has been studied across many fields over the past several decades, beginning with the seminal work of Robinson (1950); Duncan and Davis (1953), and Theil (1954). These earlier papers demonstrated issues with interpreting parameters from regressions with aggregate data as individual-level effects, and provided simple bounds on individual-level effects with a binary outcome and single binary covariate. Since then, studies like Shiveley (1974); Kramer (1983); Greenland and Robins (1994); Gravelle et al. (2002); Hsiao et al. (2005), and Lindo (2015) have continued to demonstrate that results on individual-level effects are sensitive to the level of data aggregation and other imposed assumptions like functional form.

While the ecological fallacy has been acknowledged as an issue by the literature, to the best of my knowledge much of the recent literature is concerned with point identification of individual-level parameters (King et al., 1999; Rosen et al., 2001).<sup>3</sup> When only aggregate information is available, knowledge about parameters at the individual level is limited, and point identification is often not achieved without further assumptions. Imposing more assumptions may allow for precise results, but such assumptions may be less plausible. For example, one popular method for analyzing aggregate data is the ecological inference method (King, 1997), used often in political

---

<sup>1</sup>Firebaugh (1978) notes that “aggregate” and “individual” are relative terms, as individual variables correspond to the individual unit of analysis and need not correspond to an individual person. In the econometrics literature, the terms “macro” and “micro” are also often used.

<sup>2</sup>This problem has also been referred to as the problem of aggregation (Stoker, 1984).

<sup>3</sup>One exception is Jiang et al. (2020), who develop partial identification techniques in a setting with two binary covariates, imposing linear individual-level relationships.

science studies of elections (Burden and Kimball, 1998). This method relies on many assumptions, like assuming a parametric form for the individual-level joint distribution of variables, which often fail to hold in applied settings (Tam Cho, 1998; Cho and Gaines, 2004; Freedman et al., 1998; Kousser, 2001).

Absent such strong assumptions, we can still partially identify parameters based on aggregate data. The resulting identified set precisely quantifies the extent to which individual-level results are sensitive to assumptions. In this paper I consider the problem of identifying linear combinations of conditional mean outcomes,  $\mathbb{E}[Y_i|X_{1i}, \dots, X_{Li}]$ , when the only data that is observed is the marginal distribution of each individual-level variable over many groups, which I call aggregate data. I develop a partial identification methodology that constructs sharp bounds by solving an optimization problem considering all joint distributions of individual-level covariates that are consistent with the observed marginal distributions. I show how further restrictions on the underlying data generating process, like shape restrictions or additional data at a finer level of aggregation, can be incorporated into the optimization problem to obtain sharp bounds. Since I do not observe individual-level joint distributions, I develop valid inference procedures on the identified set using marginal information only.

To examine the informativeness of these bounds in practice, I apply this methodology to several different simulated aggregate data sets calibrated to a Rhode Island standardized exam score data set. I find that bounds are relatively wide on predictive effect parameters of interest. Imposing monotonicity shape restrictions in the empirical application helps narrow bounds on test score gaps, and using additional data at a finer level of aggregation makes bounds on test score gaps even narrower. This suggests that it is easier to obtain useful individual-level results from aggregate data when the data is aggregated at a finer level and when the researcher can impose more restrictive assumptions about the individual-level data generating process.

Partial identification has been widely studied in the econometrics literature, especially over the last thirty years.<sup>4</sup> Relevant to this paper is partial identification in data combination, since when combining two different data sets the joint distribution between the data sets is sometimes unobserved (Cross and Manski, 2002; Molinari and Peski, 2006; Ridder and Moffitt, 2007; Fan et al., 2014, 2016; Pacini, 2019; Buchinsky et al., 2022; D’Haultfoeuille et al., 2024). However in the data combination literature the joint distribution within each data set is observed; in the aggregate data setting the joint distribution between every combination of variables is unobserved. For example, in the setting I consider the method in Cross and Manski (2002) applies only when we observe the joint distribution of covariates  $X_i = (X_{1i}, \dots, X_{Li})$  over groups. Aggregate data often does not fit this setting; for example aggregate data can provide ethnicity distributions, gender distributions, education distributions, and income distributions but will not provide the joint distribution of all of these variables, often due to privacy concerns. Bounds are narrower when we observe the joint distribution of covariates, as further discussed in Appendix A.3. The intuition for this is that since

---

<sup>4</sup>See Tamer (2010), Ho and Rosen (2015), Molinari (2020), and Kline and Tamer (2023) for detailed surveys of partial identification in economics.

individual-level effects usually depend on the joint distribution of all variables, being able to pin down the joint distribution of most of the variables will restrict the size of the identified set.

The rest of the paper proceeds as follows. Section 2 presents identified sets on the parameters of interest under several different assumptions. Section 3 develops consistent estimation and inference procedures. Section 4 presents and discusses results from an empirical application using standardized exam data and simulation exercises calibrated to the dataset. Section 5 concludes.

## 2 Identification

### 2.1 Identified set

Let  $(Y_i, X_{1i}, \dots, X_{Li}, G_i), i = 1, \dots, n$  be a sequence of random variables. Suppose outcome  $Y_i$  has bounded support and suppose  $G_i \in \{1, \dots, G\}$  denotes the group of individual  $i$ .<sup>5</sup> Further assume covariates  $X_i \equiv (X_{1i}, \dots, X_{Li})'$  are discrete with known finite support  $\{x_k\}_{k=1}^K \subseteq \mathbb{R}^L$ .<sup>6</sup>

The goal is to construct bounds on linear combinations of  $\mathbb{E}[Y_i|X_i = x_k], \sum_{k=1}^K \lambda_k \mathbb{E}[Y_i|X_i = x_k]$ , for given weights  $\{\lambda_k\}_{k=1}^K$ . For example, if we are interested in the average predictive effect of changing  $X_i$  from  $x_{k_1}$  to  $x_{k_2}$  on  $Y_i$ , we can choose  $\lambda_{k_2} = 1, \lambda_{k_1} = -1$ , and  $\lambda_k = 0$  for all other  $k$ . Note that this expectation is taken over the population of individuals  $i$ ; the number of groups  $G$  is fixed. I will construct identified sets using only expressions for  $\mathbb{E}[Y_i|G_i = g], \mathbb{P}[X_{\ell i} = x_{k,\ell}|G_i = g]$ , and  $\mathbb{P}[G_i = g]$  for every  $\ell = 1, \dots, L, k = 1, \dots, K, g = 1, \dots, G$ ; the sample equivalents of these parameters are observed in aggregate data.

As an illustrative example, consider a data set of standardized exam results and demographics.  $G_i$  denotes student  $i$ 's school district,  $Y_i$  is an indicator for whether student  $i$  passed the exam or not, and  $X_i$  are student  $i$ 's demographics, like race and socioeconomic status. We observe (sample estimates of) the pass rate for every school district  $\mathbb{E}[Y_i|G_i]$ , demographics of every school district  $\mathbb{P}[X_{\ell i} = x_{k,\ell}|G_i = g]$ , and the number of students enrolled in each school district, with which we can obtain (sample estimates of)  $\mathbb{P}[G_i = g]$ .

In what follows I will maintain the following assumption:

**Assumption 1.** For random variables  $Y_i, G_i$ , and  $L$ -dimensional random vector  $X_i$ , suppose

1.  $Y_i$  has bounded support, with  $y_\ell = \min(\text{supp}(Y_i))$  and  $y_u = \max(\text{supp}(Y_i))$ .
2.  $G_i$  is discrete with finite support  $\{1, \dots, G\}$ .
3.  $X_i$  is discrete with finite support  $\{x_k\}_{k=1}^K \subseteq \mathbb{R}^L$ .<sup>7</sup>
4.  $(Y_i, X_i)|G_i$  are i.i.d. and  $G_i$  is i.i.d.

<sup>5</sup>The assumption of bounded support of  $Y_i$  is for tractability. The main results in this section will still hold with unbounded support, subject to taking infs and sups instead of mins and maxes.

<sup>6</sup>I assume individual-level variables are (conditionally) i.i.d. for simplicity; this assumption can be relaxed and the consistency and inference results of Section 3 will still hold.

<sup>7</sup>The case of continuous covariates is beyond the scope of this paper, but most results will still hold with similar logic.

5.  $(Y_i, G_i, X_i)$  are latent; instead, we observe (sample analogues of)  $\mathbb{E}[Y_i|G_i = g], \mathbb{P}[X_{\ell i} = x_{k,\ell}|G_i = g]$ , and  $\mathbb{P}[G_i = g]$  for every  $\ell = 1, \dots, L, k = 1, \dots, K, g = 1, \dots, G$ .

The law of iterated expectations gives us

$$\begin{aligned}\mathbb{E}[Y_i|X_i = x_k] &= \sum_{g=1}^G \mathbb{P}[G_i = g] \mathbb{E}[Y_i|X_i = x_k|G_i = g], \\ \mathbb{E}[Y_i|G_i = g] &= \sum_{k=1}^K \mathbb{E}[Y_i|X_i = x_k, G_i = g] \mathbb{P}[X_i = x_k|G_i = g], \\ \mathbb{P}[X_{\ell i} = x_{k,\ell}|G_i = g] &= \sum_{j=1}^K \mathbb{1}\{x_{j,\ell} = x_{k,\ell}\} \mathbb{P}[X_i = x_j|G_i = g].\end{aligned}$$

As in Cross and Manski (2002), these are the only relationships we can use to relate joint information of interest to the observed marginal information in the data without any further assumptions.

Let  $\delta_k \equiv \mathbb{E}[Y_i|X_i = x_k]$ ,  $\gamma_{kg} \equiv \mathbb{E}[Y_i|X_i = x_k, G_i = g]$ , and  $\pi_{kg} \equiv \mathbb{P}[X_i = x_k|G_i = g]$  denote the unobserved parameters in the above equations. Then we can rewrite the equations as

$$\delta_k = \sum_{g=1}^G \mathbb{P}[G_i = g] \gamma_{kg}, \quad (1)$$

$$\mathbb{E}[Y_i|G_i = g] = \sum_{k=1}^K \gamma_{kg} \pi_{kg} \quad (2)$$

$$\mathbb{P}[X_{\ell i} = x_{k,\ell}|G_i = g] = \sum_{j=1}^K \mathbb{1}\{x_{j,\ell} = x_{k,\ell}\} \pi_{jg}. \quad (3)$$

Note that  $\pi_{kg} \in [0, 1]$  and  $\delta_k, \gamma_{kg} \in [y_\ell, y_u]$  for all  $k, g$ . Combining this with equations (1), (2), and (3) above, we can define the identified set for  $\sum_{k=1}^K \lambda_k \mathbb{E}[Y_i|X_i = x_k]$ :

**Lemma 1.** *Suppose Assumption 1 holds. Given  $\{\lambda_k\}_{k=1}^K \in \mathbb{R}^K$ , the sharp identified set for  $\sum_{k=1}^K \lambda_k \mathbb{E}[Y_i|X_i = x_k]$  is given by*

$$\begin{aligned}D &= \left\{ \sum_{k=1}^K \lambda_k d_k \mid y_\ell \leq d_k \leq y_u \ \forall k, \text{ and } \exists (p_{1g}, \dots, p_{Kg}) \in [0, 1]^K, (c_{1g}, \dots, c_{Kg}) \in [y_\ell, y_u]^K \ \forall g \right. \\ &\quad \text{s.t. } d_k = \sum_{g=1}^G \mathbb{P}[G_i = g] c_{kg} \ \forall k, \ \mathbb{E}[Y_i|G_i = g] = \sum_{k=1}^K c_{kg} p_{kg} \ \forall g, \\ &\quad \left. \mathbb{P}[X_{\ell i} = x_{k,\ell}|G_i = g] = \sum_{j=1}^K \mathbb{1}\{x_{j,\ell} = x_{k,\ell}\} p_{jg} \ \forall \ell, k, g, \text{ and } \sum_{k=1}^K p_{kg} = 1 \ \forall g \right\}. \quad (4)\end{aligned}$$

**Proposition 1.**  $D = \left[ \sum_{g=1}^G \mathbb{P}[G_i = g] L_g, \sum_{g=1}^G \mathbb{P}[G_i = g] U_g \right]$ , where

$$\begin{aligned}
L_g &\equiv \min_{\{c_{kg}\} \in [y_\ell, y_u]^K} \sum_{k=1}^K \lambda_k c_{kg} \text{ s.t. } \exists \{p_{kg}\} \in P_g \text{ with } \mathbb{E}[Y_i | G_i = g] = \sum_{k=1}^K c_{kg} p_{kg}, \\
U_g &\equiv \max_{\{c_{kg}\} \in [y_\ell, y_u]^K} \sum_{k=1}^K \lambda_k c_{kg} \text{ s.t. } \exists \{p_{kg}\} \in P_g \text{ with } \mathbb{E}[Y_i | G_i = g] = \sum_{k=1}^K c_{kg} p_{kg}, \text{ and} \\
P_g &\equiv \arg \min_{\{p_{kg}\} \in [0,1]^K} \sum_{r=1}^{LK} v_r^+ + v_r^- \text{ s.t. } \sum_{k=1}^K p_{kg} = 1, p_{kg}, v_r^+, v_r^- \geq 0 \forall k, r, \text{ and} \\
&\quad \mathbb{P}[X_{\ell i} = x_{k,\ell} | G_i = g] - \sum_{j=1}^K \mathbb{1}\{x_{j,\ell} = x_{k,\ell}\} p_{jg} = v_{K(\ell-1)+k}^+ - v_{K(\ell-1)+k}^- \forall \ell, k.
\end{aligned}$$

I defer all proofs to Appendix B. Proposition 1 states that the identified set  $D$  given by (4) is an interval. Furthermore, it suggests we can equivalently express  $D$  as the weighted sum of solutions to bilevel optimization problems. This formulation is helpful because it suggests how computation of the lower and upper bound might be performed. In particular, solving for

$$\min / \max_{\{c_{kg}\} \in [y_\ell, y_u]^K} \sum_{k=1}^K \lambda_k c_{kg} \text{ s.t. } \mathbb{E}[Y_i | G_i = g] = \sum_{k=1}^K c_{kg} p_{kg} \quad (5)$$

given a particular  $\{p_{kg}\} \in P_g$  is a linear program. Thus we can solve for  $L_g$  and  $U_g$  by searching for the minimum and maximum respectively of the linear program (5) over all  $\{p_{kg}\} \in P_g$ . This optimization problem has a nonconvex objective; I suggest using existing derivative-free nonconvex solvers with a coarse grid of starting points to solve the optimization problem and find that this approach works well in my simulations below.

**Remark 1.** I show in Appendix A.1 that the problem of solving the linear program (5) given any particular  $\{p_{kg}\} \in P_g$  has an analytical solution. While computing the analytical solution for each given  $\{p_{kg}\}$  is fast, computing the solution from the linear program formulation is also fast and either method can be used.

**Remark 2.** If the parameter of interest is  $\mathbb{E}[Y_i | X_i = x_k]$  instead of a linear combination and if the outcome  $Y_i$  is binary, I demonstrate in Appendix A.2 that there exists an analytical solution to the sharp bounds using Fréchet inequalities.

**Remark 3.** Without further restrictions on the underlying data generating process, it will always be the case that  $\sum_{g=1}^G \mathbb{P}[G_i = g] \sum_{k=1}^K \lambda_k \mathbb{E}[Y_i | G_i = g] \in D$ . To see why, note that, inspecting the optimization problems of Proposition 1, for any  $g$  and any  $\{p_{kg}\} \in P_g$ , letting  $c_{kg} = \mathbb{E}[Y_i | G_i = g]$  for all  $k = 1, \dots, K$  satisfies the constraint that  $\mathbb{E}[Y_i | G_i = g] = \sum_{k=1}^K c_{kg} p_{kg}$  because  $\sum_{k=1}^K p_{kg} = 1$ . This is relevant for average predictive effect parameters because the weights  $\{\lambda_k\}$  are such that  $\sum_{k=1}^K \lambda_k \mathbb{E}[Y_i | G_i = g] = 0$  for each  $g$  so  $0 \in D$ , and we thus cannot rule out a zero average predictive effect without further restrictions.

## 2.2 Additional shape restrictions

There may be situations in which the researcher is willing to assume polyhedral shape restrictions on the conditional expectation function over groups  $\mathbb{E}[Y_i|X_i, G_i]$ . Examples of such shape restrictions include convexity, concavity, and monotonicity.<sup>8</sup> I impose the shape constraints as an additional assumption:

**Assumption 2.** For each  $g = 1, \dots, G$ ,

$$S_g Y_{X,g} \leq a_g,$$

where  $Y_{X,g} \equiv (\mathbb{E}[Y_i|X_i = x_1, G_i = g], \dots, \mathbb{E}[Y_i|X_i = x_K, G_i = g])'$ ,  $S_g \in \mathbb{R}^{s_g \times K}$  are known fixed matrices, and  $a_g$  are known fixed vectors.

We can simply add this shape restriction to the constraints of the optimization problems solving  $L_g$  and  $U_g$  in Proposition 1, as in Freyberger and Horowitz (2015), to obtain sharp bounds on  $\sum_{k=1}^K \lambda_k \mathbb{E}[Y_i|X_i = x_k]$ :

**Proposition 2.** Suppose Assumptions 1 and 2 hold. Given  $\{\lambda_k\}_{k=1}^K \in \mathbb{R}^K$  and  $S_g \in \mathbb{R}^{s_g \times K}$  for each  $g$ , the sharp identified set for  $\sum_{k=1}^K \lambda_k \mathbb{E}[Y_i|X_i = x_k]$  is given by

$$D = \left[ \sum_{g=1}^G \mathbb{P}[G_i = g] L_g, \sum_{g=1}^G \mathbb{P}[G_i = g] U_g \right],$$

where, defining  $c_g \equiv (c_{1g}, \dots, c_{Kg})'$ ,

$$\begin{aligned} L_g &\equiv \min_{\{c_{kg}\} \in [y_\ell, y_u]^K} \sum_{k=1}^K \lambda_k c_{kg} \text{ s.t. } S_g c_g \leq a_g \text{ and } \exists \{p_{kg}\} \in P_g \text{ with } \mathbb{E}[Y_i|G_i = g] = \sum_{k=1}^K c_{kg} p_{kg}, \\ U_g &\equiv \max_{\{c_{kg}\} \in [y_\ell, y_u]^K} \sum_{k=1}^K \lambda_k c_{kg} \text{ s.t. } S_g c_g \leq a_g \text{ and } \exists \{p_{kg}\} \in P_g \text{ with } \mathbb{E}[Y_i|G_i = g] = \sum_{k=1}^K c_{kg} p_{kg}, \\ P_g &\equiv \arg \min_{\{p_{kg}\} \in [0,1]^K} \sum_{r=1}^{LK} v_r^+ + v_r^- \text{ s.t. } \sum_{k=1}^K p_{kg} = 1, p_{kg}, v_r^+, v_r^- \geq 0 \forall k, r, \text{ and} \\ &\quad \mathbb{P}[X_{\ell i} = x_{k,\ell} | G_i = g] - \sum_{j=1}^K \mathbb{1}\{x_{j,\ell} = x_{k,\ell}\} p_{jg} = v_{K(\ell-1)+k}^+ - v_{K(\ell-1)+k}^- \forall \ell, k. \end{aligned}$$

Again, given a particular  $\{p_{kg}\} \in P_g$  the solution to

$$\min / \max_{\{c_{kg}\} \in [y_\ell, y_u]^K} \sum_{k=1}^K \lambda_k c_{kg} \text{ s.t. } S_g c_g \leq a_g \text{ and } \exists \{p_{kg}\} \in P_g \text{ with } \mathbb{E}[Y_i|G_i = g] = \sum_{k=1}^K c_{kg} p_{kg} \quad (6)$$

<sup>8</sup>See the reviews written by Matzkin (1994) and Chetverikov et al. (2018) for other examples of shape restrictions that have been used in econometric models.

is a linear program. We can again solve for  $L_g$  and  $U_g$  by searching for the minimum and maximum respectively of (6), which is fast to compute, over all  $\{p_{kg}\} \in P_g$ . The suggested method of using a nonconvex solver with a coarse grid of starting points to solve the problem is still valid.

### 2.3 Additional aggregate data at a finer level

In some situations the researcher has access to additional data that is aggregated at a finer level than by groups  $G_i$ . In this section I consider the case when  $\mathbb{E}[Y_i|X_{\ell i} = x_{k,\ell}, G_i = g]$  is observed by the researcher. For example, in a data set of standardized exam results and demographics, the researcher may have access to average pass results by race in some school districts.

**Assumption 3.** *We observe (sample analogues of)  $\mathbb{E}[Y_i|X_{\ell i} = x_{k,\ell}, G_i = g]$  for all  $(\ell, k) \in F_g$ , where for each group  $G_i = g$ ,  $F_g$  is a (possibly empty) set of indices  $(\ell, k)$ .*

By the definition of conditional expectation, for each  $(\ell, k) \in F_g$ ,

$$\begin{aligned} & \mathbb{E}[Y_i|X_{\ell i} = x_{k,\ell}, G_i = g]\mathbb{P}[X_{\ell i} = x_{k,\ell}|G_i = g] \\ &= \sum_{j=1}^K \mathbb{1}\{x_{j,\ell} = x_{k,\ell}\}\mathbb{E}[Y_i|X_i = x_j, G_i = g]\mathbb{P}[X_i = x_j|G_i = g] \\ &= \sum_{j=1}^K \mathbb{1}\{x_{j,\ell} = x_{k,\ell}\}\gamma_{jg}\pi_{jg}. \end{aligned}$$

Again, we can easily add these restrictions to the constraints of the optimization problem solving  $L_g$  and  $U_g$  in Proposition 1 to obtain sharp bounds on  $\sum_{k=1}^K \lambda_k \mathbb{E}[Y_i|X_i = x_k]$ :

**Proposition 3.** *Suppose Assumptions 1 and 3 hold. Given  $\{\lambda_k\}_{k=1}^K \in \mathbb{R}^K$ , the sharp identified set for  $\sum_{k=1}^K \lambda_k \mathbb{E}[Y_i|X_i = x_k]$  is given by*

$$D = \left[ \sum_{g=1}^G \mathbb{P}[G_i = g]L_g, \sum_{g=1}^G \mathbb{P}[G_i = g]U_g \right],$$

where

$$\begin{aligned} L_g &\equiv \min_{\{c_{kg}\} \in [y_\ell, y_u]^K} \sum_{k=1}^K \lambda_k c_{kg} \text{ s.t. } \exists \{p_{kg}\} \in P_g \text{ with } \mathbb{E}[Y_i|G_i = g] = \sum_{k=1}^K c_{kg} p_{kg} \text{ and} \\ & \mathbb{E}[Y_i|X_{\ell i} = x_{k,\ell}, G_i = g]\mathbb{P}[X_{\ell i} = x_{k,\ell}|G_i = g] = \sum_{j=1}^K \mathbb{1}\{x_{j,\ell} = x_{k,\ell}\}c_{jg}p_{jg} \quad \forall (\ell, k) \in F_g, \\ U_g &\equiv \max_{\{c_{kg}\} \in [y_\ell, y_u]^K} \sum_{k=1}^K \lambda_k c_{kg} \text{ s.t. } \exists \{p_{kg}\} \in P_g \text{ with } \mathbb{E}[Y_i|G_i = g] = \sum_{k=1}^K c_{kg} p_{kg} \text{ and} \\ & \mathbb{E}[Y_i|X_{\ell i} = x_{k,\ell}, G_i = g]\mathbb{P}[X_{\ell i} = x_{k,\ell}|G_i = g] = \sum_{j=1}^K \mathbb{1}\{x_{j,\ell} = x_{k,\ell}\}c_{jg}p_{jg} \quad \forall (\ell, k) \in F_g, \end{aligned}$$



$$P_g \equiv \arg \min_{\{p_{kg}\} \in [0,1]^K} \sum_{r=1}^{LK} v_r^+ + v_r^- \quad \text{s.t.} \quad \sum_{k=1}^K p_{kg} = 1, \quad p_{kg}, v_r^+, v_r^- \geq 0 \quad \forall k, r, \quad \text{and} \\ \mathbb{P}[X_{\ell i} = x_{k,\ell} | G_i = g] - \sum_{j=1}^K \mathbb{1}\{x_{j,\ell} = x_{k,\ell}\} p_{jg} = v_{K(\ell-1)+k}^+ - v_{K(\ell-1)+k}^- \quad \forall \ell, k.$$

Since the additional constraints are all linear constraints, the solution to  $L_g$  and  $U_g$  for a particular  $\{p_{kg}\} \in P_g$  is still a linear program. The previous discussion about how to compute the identified set applies here.

**Remark 4.** The sharp identified set  $D$  under Assumptions 1, 2, and 3 is given by adding both of the restrictions  $S_g c_g \leq a_g$  and

$$\mathbb{E}[Y_i | X_{\ell i} = x_{k,\ell}, G_i = g] \mathbb{P}[X_{\ell i} = x_{k,\ell} | G_i = g] = \sum_{j=1}^K \mathbb{1}\{x_{j,\ell} = x_{k,\ell}\} c_{jg} p_{jg} \quad \forall (\ell, k) \in F_g$$

to the optimization problems of  $L_g$  and  $U_g$  in Proposition 1.

**Remark 5.** This methodology is flexible and can easily be adjusted to accommodate further assumptions beyond Assumptions 2 and 3 on the underlying individual-level model through additional restrictions to the optimization problem. For example, if some of the covariances between covariates can be estimated or bounded using a separate data set, this could be incorporated as polyhedral restrictions on the joint distribution of the covariates in the  $P_g$  optimization problem. Restrictions on the underlying distribution of  $X_i$  can also be incorporated through specification of the support.

**Remark 6.** If we impose the assumption that the  $Y_i, X_{1i}, \dots, X_{Li}$  are mutually independent conditional on  $G_i$ , we would obtain point identification of  $\mathbb{E}[Y_i | X_i = x_k]$  and thus point identification of  $\sum_{k=1}^K \lambda_k \mathbb{E}[Y_i | X_i = x_k]$ . If we impose that the  $X_{1i}, \dots, X_{Li}$  are mutually independent conditional on  $G_i$ , we would obtain point identification of the joint distribution of  $X_i | G_i$ . Sharp bounds on  $\sum_{k=1}^K \lambda_k \mathbb{E}[Y_i | X_i = x_k]$  would then follow from Cross and Manski (2002).

## 3 Estimation and Inference

### 3.1 Estimation

In practice we observe sample analogues of the population values  $\mathbb{E}[Y_i | G_i = g], \mathbb{P}[X_{\ell i} = x_{k,\ell} | G_i = g], \mathbb{P}[G_i = g]$  in the aggregate data set, along with sample analogues of  $\mathbb{E}[Y_i | X_{\ell i} = x_{k,\ell}, G_i = g]$  if available. For all  $\ell = 1, \dots, L, j = 1, \dots, K, g = 1, \dots, G$ , denote

$$\bar{Y}_g = \frac{\sum_{i=1}^n Y_i \mathbb{1}\{G_i = g\}}{\sum_{i=1}^n \mathbb{1}\{G_i = g\}} \quad (7)$$

$$\widehat{Pr}[X_{\ell i} = x_{j,\ell} | G_i = g] = \frac{\sum_{i=1}^n \mathbb{1}\{X_{\ell i} = x_{j,\ell}\} \mathbb{1}\{G_i = g\}}{\sum_{i=1}^n \mathbb{1}\{G_i = g\}} \quad (8)$$

$$\widehat{Pr}[G_i = g] = \frac{1}{n} \sum_{i=1}^n \mathbb{1}\{G_i = g\} \quad (9)$$

$$\bar{Y}_g | X_{\ell i} = x_{k,\ell} = \frac{\sum_{i=1}^n Y_i \mathbb{1}\{X_{\ell i} = x_{k,\ell}\} \mathbb{1}\{G_i = g\}}{\sum_{i=1}^n \mathbb{1}\{X_{\ell i} = x_{k,\ell}\} \mathbb{1}\{G_i = g\}}. \quad (10)$$

$\bar{Y}_g, \widehat{Pr}[X_{\ell i} = x_{j,\ell}], \widehat{Pr}[G_i = g]$ , and  $\bar{Y}_g | X_{\ell i} = x_{k,\ell}$  all converge to the respective population values by the law of large numbers and continuous mapping theorem, assuming group probabilities  $\mathbb{P}[G_i = g]$  and covariate probabilities  $\mathbb{P}[X_{\ell i} = x_{k,\ell} | G_i = g]$  are bounded away from 0. Thus we can construct a plug-in estimator, denote  $\hat{D}$ , for the sharp identified set by replacing all population values in the optimization problems of Propositions 1, 2, 3, or Remark 4 with their sample estimates. For example, the estimated sharp identified set discussed in Remark 4 looks like:

$$\hat{D} \equiv [\hat{L}, \hat{U}] \equiv \left[ \sum_{g=1}^G \widehat{Pr}[G_i = g] \hat{L}_g, \sum_{g=1}^G \widehat{Pr}[G_i = g] \hat{U}_g \right],$$

$$\hat{L}_g \equiv \min_{\{c_{kg}\} \in [y_\ell, y_u]^K} \sum_{k=1}^K \lambda_k c_{kg} \text{ s.t. } S_g c_g \leq a_g \quad \forall g \text{ and } \exists \{p_{kg}\} \in \hat{P}_g \text{ with } \bar{Y}_g = \sum_{k=1}^K c_{kg} p_{kg},$$

$$\bar{Y}_g | X_{\ell i} = x_{k,\ell} \times \widehat{Pr}[X_{\ell i} = x_{j,\ell} | G_i = g] = \sum_{j=1}^K \mathbb{1}\{x_{j,\ell} = x_{k,\ell}\} c_{jg} p_{jg} \quad \forall (\ell, k) \in F_g,$$

$$\hat{U}_g \equiv \max_{\{c_{kg}\} \in [y_\ell, y_u]^K} \sum_{k=1}^K \lambda_k c_{kg} \text{ s.t. } S_g c_g \leq a_g \quad \forall g \text{ and } \exists \{p_{kg}\} \in \hat{P}_g \text{ with } \bar{Y}_g = \sum_{k=1}^K c_{kg} p_{kg},$$

$$\bar{Y}_g | X_{\ell i} = x_{k,\ell} \times \widehat{Pr}[X_{\ell i} = x_{j,\ell} | G_i = g] = \sum_{j=1}^K \mathbb{1}\{x_{j,\ell} = x_{k,\ell}\} c_{jg} p_{jg} \quad \forall (\ell, k) \in F_g,$$

$$\hat{P}_g \equiv \arg \min_{\{p_{kg}\}} \sum_{r=1}^{LK} v_r^+ + v_r^- \text{ s.t. } \sum_{k=1}^K p_{kg} = 1; p_{kg}, v_r^+, v_r^- \geq 0 \quad \forall k, r; \text{ and}$$

$$\widehat{Pr}[X_{\ell i} = x_{k,\ell} | G_i = g] - \sum_{j=1}^K \mathbb{1}\{x_{j,\ell} = x_{k,\ell}\} p_{jg} = v_{K(\ell-1)+k}^+ - v_{K(\ell-1)+k}^- \quad \forall \ell, k.$$

The following proposition shows that the lower and upper bounds of the plug-in estimated set  $\hat{D}$  are consistent.

**Proposition 4.** *Suppose Assumption 1 holds. Define  $\hat{D}$  with respect to Proposition 1. If Assumption 2 also holds, define  $\hat{D}$  with respect to Proposition 2; if Assumption 3 also holds, define  $\hat{D}$  with respect to Proposition 3; and if Assumptions 2 and 3 both also hold, define  $\hat{D}$  with respect to Remark 4.*

*Further assume  $\mathbb{P}[G_i = g] > 0$  for all  $g = 1, \dots, G$ . If Assumption 3 holds, also assume  $\mathbb{P}[X_{\ell i} = x_{k,\ell} | G_i = g] > 0$  for all  $\ell, k, g$ . Then conditional on  $\hat{D}$  being nonempty,  $\hat{L}_g \xrightarrow{p} L_g$  and  $\hat{U}_g \xrightarrow{p} U_g$  as  $n \rightarrow \infty$  for all  $g = 1, \dots, G$ . Furthermore, the lower and upper bounds of  $\hat{D}$  converge to the lower and upper bounds of  $D$ .*

### 3.2 Inference

Existing inference methods for partially identified estimated sets usually require knowledge of the joint distribution of the individual-level data to estimate a covariance matrix used in constructing critical values or test statistics for valid coverage. However, in my setting I only observe marginal distributions of each variable. I point out why existing methods cannot be applied for a few examples, by no means representative, below:

*Example.* Horowitz and Manski (2000) derive analytic bounds on conditional mean outcomes and point out that the delta method delivers asymptotic normality of the lower and upper bound estimators. The paper bootstraps the asymptotic covariance matrix to obtain a confidence interval that contains the identified set with correct asymptotic coverage. Putting aside that I do not have analytic bounds in my setting, being able to derive the asymptotic covariance of bounds  $\hat{L}_g$  and  $\hat{U}_g$  requires that I know the covariances between, for example,  $Y_i$  and any  $X_{\ell_i}$  or any  $X_{\ell_1 i}$  and  $X_{\ell_2 i}$  given  $G_i$ . However I only observe sample marginal distributions of each variable and thus cannot hope to estimate the covariance matrix. Bootstrapping will also not be possible because I do not observe the individual-level data and so cannot generate a bootstrap sample that reflects the dependence between all of the variables.

*Example.* Imbens and Manski (2004) provide a method for constructing confidence intervals on the parameter value of interest instead of on the entire identified set. This method chooses critical values for correct coverage by again relying on joint asymptotic normality of the lower and upper bound estimators,  $\hat{L}_g$  and  $\hat{U}_g$  in my setting. As discussed in the above example, I cannot hope to estimate the variances of the lower and upper bounds with the marginal information observed in aggregate data alone.

*Example.* Hsieh et al. (2022) construct confidence intervals for identified sets of solutions to convex optimization programs, specifically linear and quadratic optimization programs with estimated coefficients, exploiting the necessary and sufficient optimality conditions. Putting aside that the optimization program is nonconvex in my setting, implementation of this inference method requires the asymptotic covariance matrix of the estimated covariates of the optimization problem, which in my setting rely on  $\bar{Y}_g$ ,  $\widehat{Pr}[X_{\ell_i} = x_{j,\ell}|G_i = g]$ , and  $\widehat{Pr}[G_i = g]$ . Thus I again need to know the covariances between, for example,  $Y_i$  and any  $X_{\ell_i}$  or any  $X_{\ell_1 i}$  and  $X_{\ell_2 i}$  given  $G_i$ .

Therefore in this setting I am forced to rely on inference methods that require only marginal information of each variable. I choose to construct marginal confidence intervals on each sample observation and use the Bonferroni correction to make the intervals jointly valid. For observations of the form  $\widehat{Pr}[X_{\ell_i} = x_{j,\ell}|G_i = g]$  and  $\widehat{Pr}[G_i = g]$ , these are sample averages of a binary random variable, as can be seen from equations (8) and (9), so I can construct Clopper-Pearson intervals, which are finite-sample valid, for each of these observations.<sup>9</sup>

For observations of the form  $\bar{Y}_g$  or  $\bar{Y}_g|X_{\ell_i} = x_{k,\ell}$  (if observed), I cannot construct confidence intervals on these sample observations unless I also observe second moments or standard errors in the

---

<sup>9</sup>Note that any other binomial proportion confidence interval that obtains asymptotically nominal coverage will provide asymptotically valid coverage; Clopper-Pearson has the advantage of being finite-sample valid.

sample. In the case that  $Y_i$  is binary, we do not need any further information to construct Clopper-Pearson intervals (or any other asymptotically valid interval). If  $Y_i$  is not binary, then as long as in the aggregate data set we also observe information that allows us to construct sample standard errors on each  $Y_i|G_i$  and (if Assumption 3 holds)  $Y_i|X_{\ell i}, G_i$ , we can construct asymptotically valid confidence intervals on  $\bar{Y}_g$  and  $\bar{Y}_g|X_{\ell i} = x_{k,\ell}$  (if observed) with the standard central limit theorem approach. In particular, it is enough for us to directly observe sample standard errors in the data.

Let  $M$  be the total number of observations in the aggregate data set, that is, the total number of  $\bar{Y}_g, \widehat{Pr}[X_{\ell i} = x_{k,\ell}|G_i = g], \widehat{Pr}[G_i = g]$ , and  $\bar{Y}_g|X_{\ell i} = x_{k,\ell}$  (if observed) observations in the data sets across all groups  $g$ , support points  $k$  and covariates  $\ell$ .

The inference procedure is as follows:

1. For every sample observation  $\hat{p}$ , construct two-sided level  $1 - \frac{\alpha}{M}$  asymptotically valid CIs, denoted  $[\hat{p}_L, \hat{p}_U]$ , as discussed above. The resulting confidence intervals are
  - $[\widehat{Pr}[X_{\ell i} = x_{k,\ell}|G_i = g]_L, \widehat{Pr}[X_{\ell i} = x_{k,\ell}|G_i = g]_U]$  for each  $\widehat{Pr}[X_{\ell i} = x_{k,\ell}|G_i = g]$ ,
  - $[\bar{Y}_{g,L}, \bar{Y}_{g,U}]$  for each  $\bar{Y}_g$ ,
  - $[\widehat{Pr}[G_i = g]_L, \widehat{Pr}[G_i = g]_U]$  for each  $\widehat{Pr}[G_i = g]$ ,
  - $[\bar{Y}_g|X_{\ell i} = x_{k,\ell,L}, \bar{Y}_g|X_{\ell i} = x_{k,\ell,U}]$  for each  $\bar{Y}_g|X_{\ell i} = x_{k,\ell}$  (if observed).
2. Solve the optimization programs of  $\hat{D}$  for all values of sample observations within the marginal confidence intervals constructed in step 1. For example, under all of Assumptions 1, 2, and 3, we solve:

$$\begin{aligned}
a) \quad \hat{P}_{g,CI} &\equiv \arg \min_{\{p_{kg}\}} \sum_{r=1}^{2LK} v_r^+ + v_r^- \quad \text{s.t.} \quad \sum_{k=1}^K p_{kg} = 1; p_{kg}, v_r^+, v_r^- \geq 0 \quad \forall k, r; \\
&\widehat{Pr}[X_{\ell i} = x_{k,\ell}|G_i = g]_L - \sum_{k=1}^K \mathbb{1}\{x_{j,\ell} = x_{k,\ell}\} p_{jg} \leq v_{K(\ell-1)+k}^+ - v_{K(\ell-1)+k}^- \quad \forall \ell, k, \text{ and} \\
&\widehat{Pr}[X_{\ell i} = x_{k,\ell}|G_i = g]_U - \sum_{k=1}^K \mathbb{1}\{x_{j,\ell} = x_{k,\ell}\} p_{jg} \geq v_{K(L+\ell-1)+k}^+ - v_{K(L+\ell-1)+k}^- \quad \forall \ell, k. \\
b) \quad \hat{L}_{g,CI} &\equiv \min_{\{c_{gk}\} \in [y_\ell, y_u]^K} \sum_{k=1}^K \lambda_k c_{gk} \quad \text{s.t.} \quad S_g c_g \leq a_g \quad \forall g \text{ and } \exists \{p_{gk}\} \in \hat{P}_{g,CI} \\
&\quad \text{with } \bar{Y}_{g,L} \leq \sum_{k=1}^K c_{gk} p_{gk}, \bar{Y}_{g,U} \geq \sum_{k=1}^K c_{gk} p_{gk}, \\
&\bar{Y}_g|X_{\ell i} = x_{k,\ell,L} \times \widehat{Pr}[X_{\ell i} = x_{j,\ell}|G_i = g]_L \leq \sum_{j=1}^K \mathbb{1}\{x_{j,\ell} = x_{k,\ell}\} c_{kg} p_{kg} \quad \forall (\ell, k) \in F_g, \\
&\text{and } \bar{Y}_g|X_{\ell i} = x_{k,\ell,U} \times \widehat{Pr}[X_{\ell i} = x_{j,\ell}|G_i = g]_U \geq \sum_{j=1}^K \mathbb{1}\{x_{j,\ell} = x_{k,\ell}\} c_{kg} p_{kg} \quad \forall (\ell, k) \in F_g \\
c) \quad \hat{U}_{g,CI} &\equiv \max_{\{c_{gk}\} \in [y_\ell, y_u]^K} \sum_{k=1}^K \lambda_k c_{gk} \quad \text{s.t.} \quad S_g c_g \leq 0 \quad \forall g \text{ and } \exists \{p_{gk}\} \in \hat{P}_{g,CI}
\end{aligned}$$

$$\begin{aligned}
& \text{with } \bar{Y}_{g,L} \leq \sum_{k=1}^K c_{gk} p_{gk}, \bar{Y}_{g,U} \geq \sum_{k=1}^K c_{gk} p_{gk}, \\
& \bar{Y}_g | X_{\ell i} = x_{k,\ell_L} \times \widehat{Pr}[X_{\ell i} = x_{j,\ell} | G_i = g]_L \leq \sum_{j=1}^K \mathbb{1}\{x_{j,\ell} = x_{k,\ell}\} c_{kg} p_{kg} \quad \forall (\ell, k) \in F_g, \\
& \text{and } \bar{Y}_g | X_{\ell i} = x_{k,\ell_U} \times \widehat{Pr}[X_{\ell i} = x_{j,\ell} | G_i = g]_U \geq \sum_{j=1}^K \mathbb{1}\{x_{j,\ell} = x_{k,\ell}\} c_{kg} p_{kg} \quad \forall (\ell, k) \in F_g.
\end{aligned}$$

3. The confidence interval is given by

$$\begin{aligned}
\hat{D}_{CI} \equiv & \left[ \sum_{g=1}^G \min \left\{ \widehat{Pr}[G_i = g]_L \hat{L}_{g,CI}, \widehat{Pr}[G_i = g]_U \hat{L}_{g,CI} \right\}, \right. \\
& \left. \sum_{g=1}^G \max \left\{ \widehat{Pr}[G_i = g]_L \hat{U}_{g,CI}, \widehat{Pr}[G_i = g]_U \hat{U}_{g,CI} \right\} \right].
\end{aligned}$$

**Proposition 5.** *Suppose Assumption 1 holds. Define  $\hat{D}_{CI}$  with respect to Proposition 1. If Assumption 2 holds, instead define  $\hat{D}_{CI}$  with respect to Proposition 2; if Assumption 3 holds, instead define  $\hat{D}_{CI}$  with respect to Proposition 3; and if Assumptions 2 and 3 hold, instead define  $\hat{D}_{CI}$  with respect to Remark 4.*

*Also suppose that we have enough information from the aggregate data set to construct asymptotically valid confidence intervals on each sample observation, as discussed above.*

*Then  $\lim_{n \rightarrow \infty} \mathbb{P}[D \subseteq \hat{D}_{CI}] \geq 1 - \alpha$ .*

Since  $\sum_{k=1}^K \lambda_k \mathbb{E}[Y_i | X_i = x_k] \in D$ , this means that  $\lim_{n \rightarrow \infty} \mathbb{P}[\sum_{k=1}^K \lambda_k \mathbb{E}[Y_i | X_i = x_k] \in \hat{D}_{CI}] \geq 1 - \alpha$ , as discussed in Imbens and Manski (2004). Proposition 5 says that the confidence interval  $\hat{D}_{CI}$  has correct asymptotic coverage for the identified set and thus for the identified parameter. Note that if outcome  $Y_i$  is binary and we use Clopper-Pearson confidence intervals in step 1 for all observations, coverage in the above proposition is finite-sample valid.

## 4 Simulations and Empirical Application

One setting in which publicly available data is in aggregate form is standardized exam data. In this section I will apply the methodology developed in the previous sections to construct bounds on conditional exam pass rates. In this application I focus on exam pass rates for English and math Rhode Island Comprehensive Assessment System (RICAS) exams and student demographic information for the state of Rhode Island in spring of 2019 over all students in grades 3-8. Data is obtained from the state of Rhode Island Department of Education website.

In my application I produce sharp bounds on the average pass rate conditional on three covariates: race (indicator  $white_i$  for being white), economically disadvantaged status (indicator  $econ_i$  for being economically disadvantaged, as defined by the Rhode Island Department of Education), and English-language learner (ELL) status (indicator  $ELL_i$ ). In Section 4.1 I first explore how

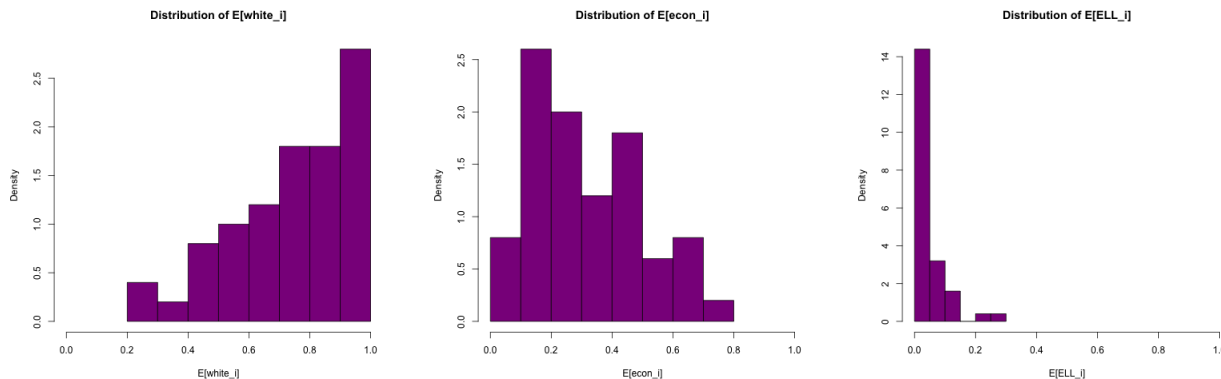
the width of the bounds can vary in simulations calibrated to the Rhode Island aggregate data. In Section 4.2 I then present the empirical application, where I estimate bounds with and without monotonicity shape restrictions and additional pass rate data for subgroups.

## 4.1 Simulations

I present three different simulation exercises. In all exercises I have three binary covariates  $white_i$ ,  $econ_i$ , and  $ELL_i$ , and a binary outcome  $pass_i$ . There are 50 groups corresponding to school districts in each example, and in all exercises I assume there are 1300 individuals in each district, which approximately matches the average in the Rhode Island data.

In the first exercise, I choose a joint distribution such that the marginal distribution over groups of each covariate approximately matches the marginal distribution over groups of each aggregate-level covariate in the Rhode Island data, as plotted in Figure 1.

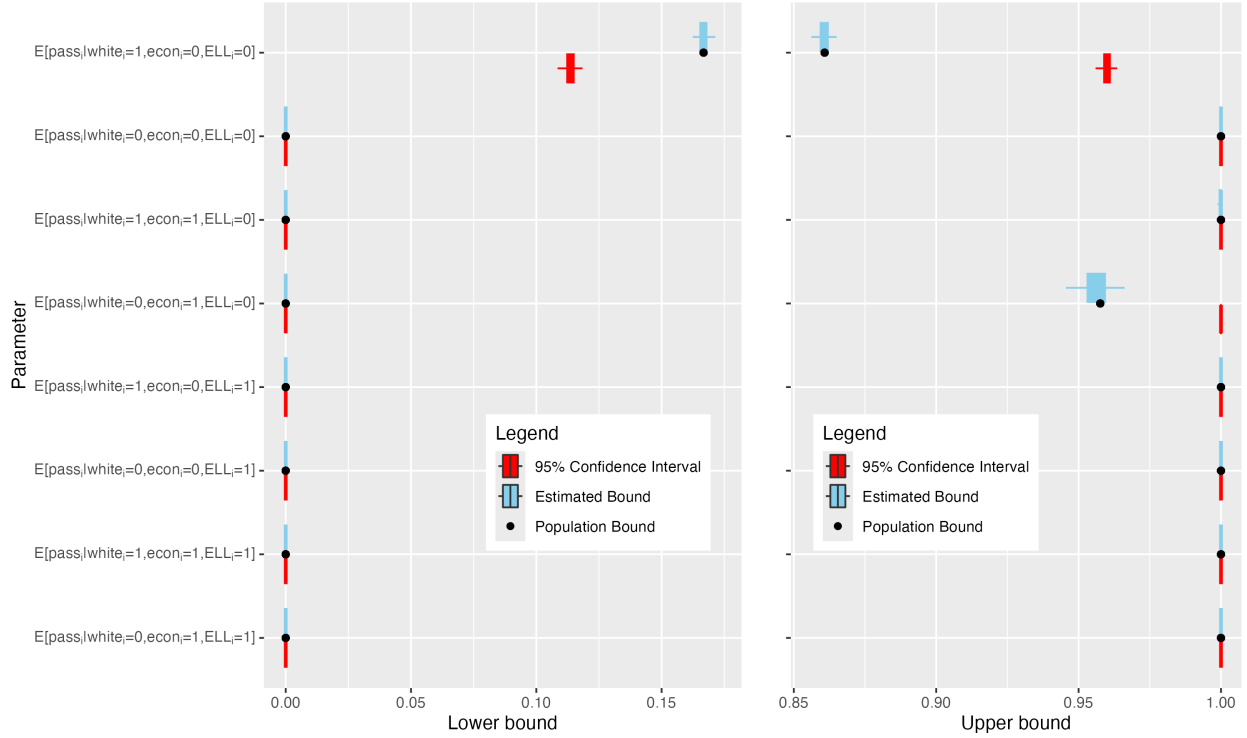
Figure 1: Distributions of aggregate observations in simulation exercise 1



I present results for 100 different aggregate data sets generated according to this joint distribution in Figure 2. The parameters for which I produce bounds in this figure are average conditional outcomes  $\mathbb{E}[pass_i|white_i, econ_i, ELL_i]$ . Because the outcome is binary in this data setting, I use Clopper-Pearson intervals on all sample observations when constructing 95% confidence intervals. The 95% confidence intervals contain the population bounds for all 100 data sets and all parameters, suggesting that the confidence intervals are conservative, as to be expected with the Bonferroni correction and Clopper-Pearson. The estimated bounds are very close to the population bounds for all parameters.

Table 1 presents results from the first simulation exercise for one of the aggregate data sets generated according to the joint distribution of exercise 1. Population bounds in Column 2 are wide, with most of them uninformative (equal to  $[0, 1]$ ). Estimated bounds in Column 3 are very close to the population bounds in Column 2. The 95% confidence intervals in Column 4 are a bit wider than the estimated bounds. The parameters for which I obtain informative bounds seem to be those where the conditioning population is well-represented in the data: the simulated data is mostly groups with a large fraction of white students and small fractions of economically disad-

Figure 2: Estimated bounds and 95% CIs over 100 draws in simulation exercise 1



Notes: Figure displays distributions of results generated according to the joint distribution of simulation exercise 1. CIs are constructed using the method from Section 3.2, taking  $\mathbb{P}[G_i = g]$  as observed instead of  $\widehat{Pr}[G_i = g]$ .

vantaged and ELL students, and the parameter with the tightest bounds is the average pass rate among white, not economically disadvantaged, non-ELL students. Sharp bounds on the difference between parameters are the Minkowski set difference between bounds on each of the parameters. In particular, as noted in Remark 3, all bounds on the difference between parameters contain 0 as I do not impose additional assumptions.

Table 1: Estimated bounds on conditional pass rate in simulation exercise 1, example data set

Parameter	True Value	Population Bounds	Estimated Bounds	95% CI	Estimated Bounds on Difference	95% CI
	(1)	(2)	(3)	(4)	(5)	(6)
$\mathbb{E}[pass_i   white_i = 1, econ_i = 0, ELL_i = 0]$	0.618	[0.167, 0.861]	[0.164, 0.859]	[0.110, 0.959]	[-0.836, 0.860]	[-0.890, 0.959]
$\mathbb{E}[pass_i   white_i = 0, econ_i = 0, ELL_i = 0]$	0.5	[0, 1]	[0, 1]	[0, 1]		
$\mathbb{E}[pass_i   white_i = 1, econ_i = 1, ELL_i = 0]$	0.274	[0, 1]	[0, 1]	[0, 1]		
$\mathbb{E}[pass_i   white_i = 0, econ_i = 1, ELL_i = 0]$	0.184	[0, 0.958]	[0, 0.946]	[0, 1]	[-0.946, 1]	[-1, 1]
$\mathbb{E}[pass_i   white_i = 1, econ_i = 0, ELL_i = 1]$	0.460	[0, 1]	[0, 1]	[0, 1]		
$\mathbb{E}[pass_i   white_i = 0, econ_i = 0, ELL_i = 1]$	0.345	[0, 1]	[0, 1]	[0, 1]	[-1, 1]	[-1, 1]
$\mathbb{E}[pass_i   white_i = 1, econ_i = 1, ELL_i = 1]$	0.159	[0, 1]	[0, 1]	[0, 1]		
$\mathbb{E}[pass_i   white_i = 0, econ_i = 1, ELL_i = 1]$	0.097	[0, 1]	[0, 1]	[0, 1]	[-1, 1]	[-1, 1]

Notes: Table displays numbers for one of the aggregate data sets generated according to the joint distribution of simulation exercise 1. 95% CIs in Column 4 are confidence intervals on the estimated bounds in Column 3. 95% CIs in Column 6 are confidence intervals on the bounds on difference in Column 5. CIs are constructed using the method from Section 3.2, taking  $\mathbb{P}[G_i = g]$  as observed instead of  $\widehat{Pr}[G_i = g]$  and using Clopper-Pearson intervals on all sample observations. Bounds on the difference are sharp bounds on the top minus the bottom parameter for which each set of bounds are reported.

To see if the estimated bounds could be narrower, in the second simulation exercise I choose a joint distribution that produces the same true conditional average pass rates, but such that the marginal distribution over groups of each covariate is even closer to either 0 or 1, as can be seen in Figure 3. Results for 100 different aggregate data sets generated according to the joint distribution are in Figure 4. Again, the 95% confidence intervals contain the population bounds for all 100 data sets and the estimated bounds are very close to the population bounds.

Figure 3: Distributions of aggregate observations in simulation exercise 2

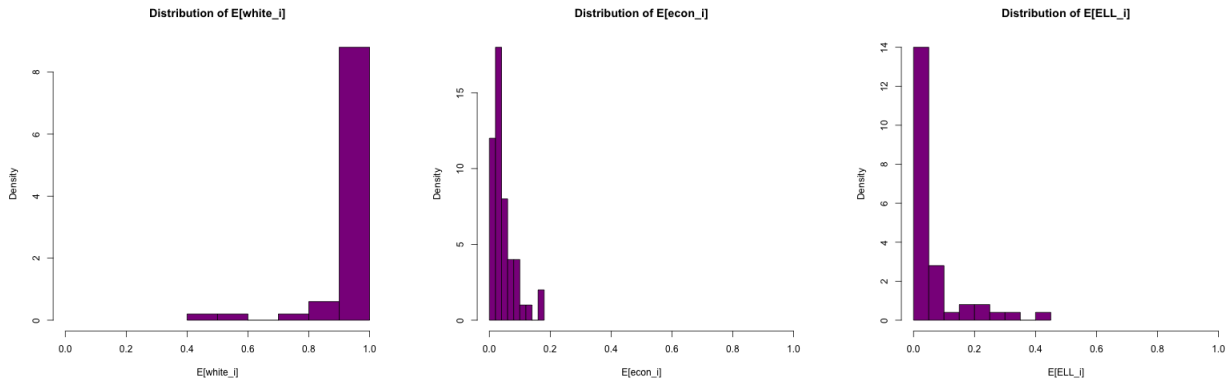
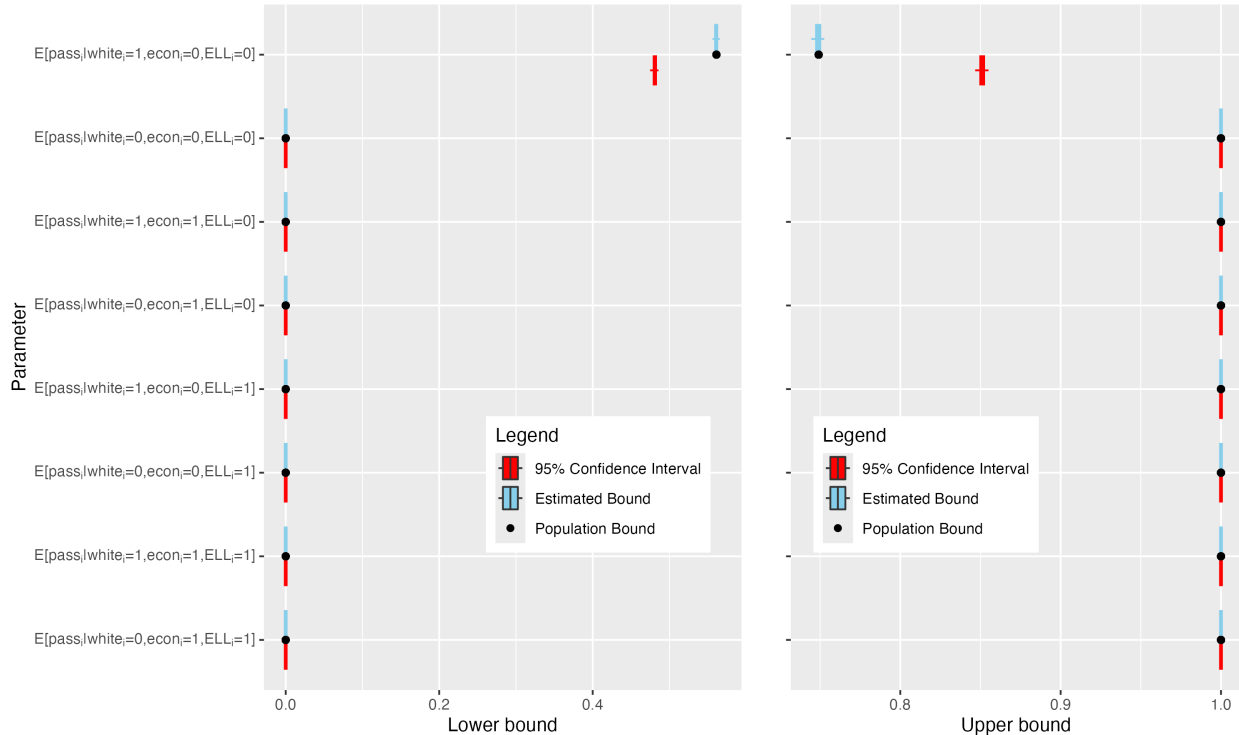


Figure 4: Estimated bounds and 95% CIs over 100 draws in simulation exercise 2



Notes: Figure displays distributions of results generated according to the joint distribution of simulation exercise 2. CIs are constructed using the method from Section 3.2, taking  $\mathbb{P}[G_i = g]$  as observed instead of  $\widehat{Pr}[G_i = g]$ .

Results for one aggregate data set generated according to this joint distribution are presented



in Table 2. In Column 3, bounds on the parameter for which the conditioning population is well-represented in the data (the first parameter) are a strict subset of and much narrower than the analogous bounds on that parameter in the first exercise. However, bounds on all other parameters are uninformative, while in the first exercise some of the bounds on other parameters were informative (strict subset of  $[0, 1]$ ). However, bounds on the difference in the first row of Column 5 are still wide, even though they are narrower than in the first exercise. This is likely because while there is more information about the first parameter, there is less information on the second parameter so that bounds on the difference are still wide.

Table 2: Estimated bounds on conditional pass rate in simulation exercise 2, example data set

Parameter		True Value	Population Bounds	Estimated Bounds	95% CI	Bounds on Difference	95% CI
		(1)	(2)	(3)	(4)	(5)	(6)
$\mathbb{E}[pass_i]$	$white_i = 1, econ_i = 0, ELL_i = 0$	0.618	[0.561, 0.749]	[0.560, 0.748]	[0.480, 0.849]	[-0.440, 0.748]	[-0.520, 0.849]
$\mathbb{E}[pass_i]$	$white_i = 0, econ_i = 0, ELL_i = 0$	0.5	[0, 1]	[0, 1]	[0, 1]		
$\mathbb{E}[pass_i]$	$white_i = 1, econ_i = 1, ELL_i = 0$	0.274	[0, 1]	[0, 1]	[0, 1]		
$\mathbb{E}[pass_i]$	$white_i = 0, econ_i = 1, ELL_i = 0$	0.184	[0, 1]	[0, 1]	[0, 1]	[-1, 1]	[-1, 1]
$\mathbb{E}[pass_i]$	$white_i = 1, econ_i = 0, ELL_i = 1$	0.460	[0, 1]	[0, 1]	[0, 1]		
$\mathbb{E}[pass_i]$	$white_i = 0, econ_i = 0, ELL_i = 1$	0.345	[0, 1]	[0, 1]	[0, 1]	[-1, 1]	[-1, 1]
$\mathbb{E}[pass_i]$	$white_i = 1, econ_i = 1, ELL_i = 1$	0.159	[0, 1]	[0, 1]	[0, 1]		
$\mathbb{E}[pass_i]$	$white_i = 0, econ_i = 1, ELL_i = 1$	0.097	[0, 1]	[0, 1]	[0, 1]	[-1, 1]	[-1, 1]

Notes: Table displays numbers for one of the aggregate data sets generated according to the joint distribution of simulation exercise 2. 95% CIs in Column 4 are confidence intervals on the estimated bounds in Column 3. 95% CIs in Column 6 are confidence intervals on the bounds on difference in Column 5. CIs are constructed using the method from Section 3.2, taking  $\mathbb{P}[G_i = g]$  as observed instead of  $\widehat{Pr}[G_i = g]$  and using Clopper-Pearson intervals on all sample observations. Bounds on the difference are sharp bounds on the top minus the bottom parameter for which each set of bounds are reported.

This suggests that if the conditioning populations for the first two parameters were well-represented, bounds on the difference might be narrower. In the third simulation exercise I choose a joint distribution that produces the same true conditional average pass rates and marginal distributions over groups for  $\mathbb{E}[econ_i]$  and  $\mathbb{E}[ELL_i]$ , but I let some groups have  $\mathbb{E}[white_i]$  close to 0 and others have  $\mathbb{E}[white_i]$  close to 1, as can be seen in Figure 5. Results for 100 different aggregate data sets generated according to this joint distribution are in Figure 6. As in the previous two exercises, the 95% confidence intervals contain the population bounds for all 100 data sets and the estimated bounds are very close to the population bounds.

Results for one aggregate data set generated according to this joint distribution are presented in Table 3. As expected, bounds on each parameter in Column 3 are relatively narrow on the parameters for which the conditioning population is well-represented in the data. Notably relative to the second exercise, bounds on the first parameter are wider and bounds on the second parameter are narrower. This suggests that there is a trade-off between obtaining narrow bounds on a single parameter and obtaining narrow bounds on multiple parameters. Intuitively, the groups with white student proportions close to 0 help to make bounds on the second parameter narrow but make bounds on the first parameter wider.

The bounds on the difference in the first row of Column 5 are narrower than in the first or the

Figure 5: Distributions of aggregate observations in simulation exercise 3

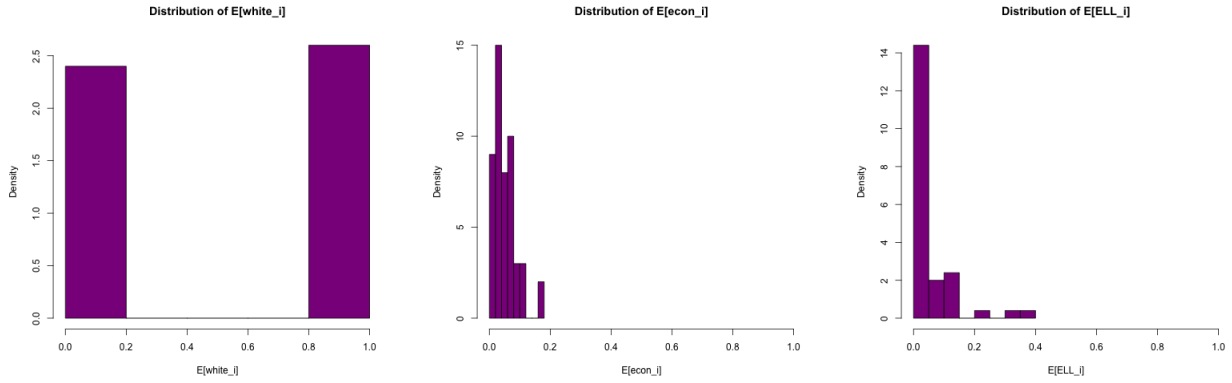
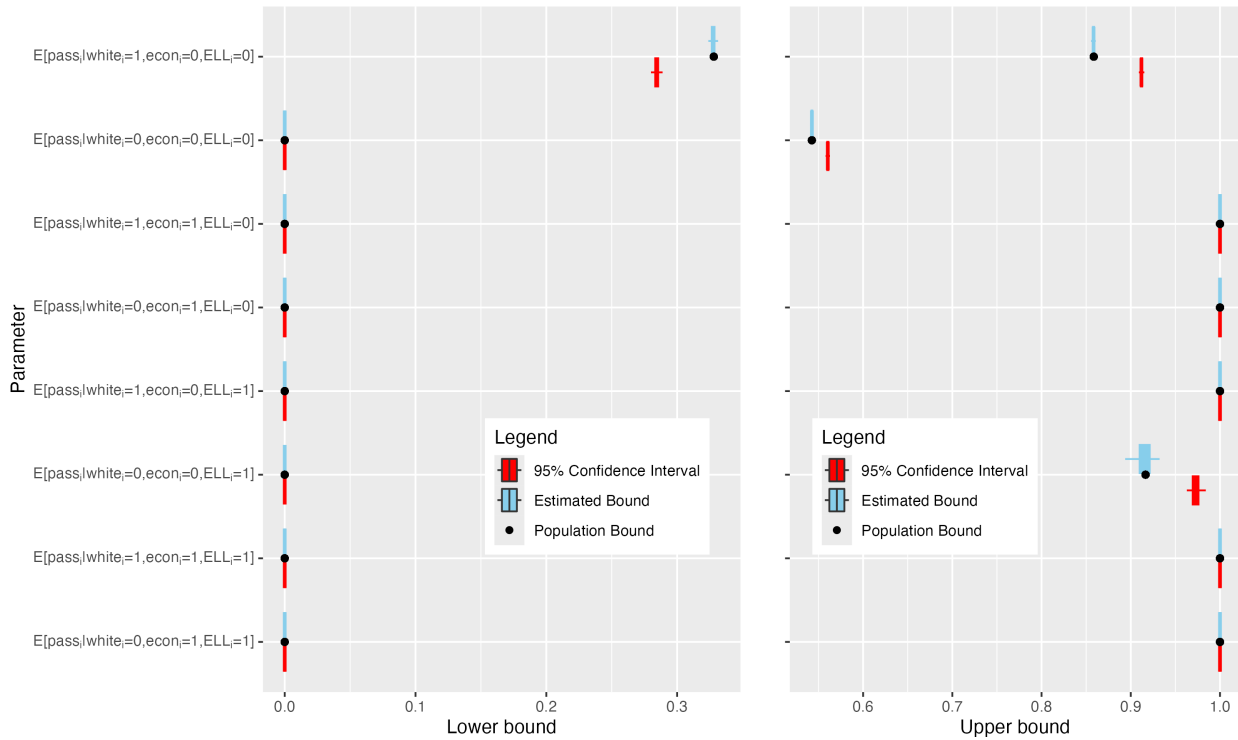


Figure 6: Estimated bounds and 95% CIs over 100 draws in simulation exercise 3



Notes: Figure displays distributions of results generated according to the joint distribution of simulation exercise 3. CIs are constructed using the method from Section 3.2, taking  $\mathbb{P}[G_i = g]$  as observed instead of  $\widehat{Pr}[G_i = g]$ .

second exercise, but are still wide and, important to signing the parameter, contain 0. This means that, from this simulated data set, it would not be possible to say whether the white/non-white average pass rate gap among any group of economically disadvantaged/not economically disadvantaged and ELL/non-ELL students is positive or negative. This suggests that without further restrictions, obtaining usefully informative bounds on average predictive effects is challenging.

Table 3: Estimated bounds on conditional pass rate in simulation exercise 3, example data set

Parameter		True	Population	Estimated	Bounds on		
		Value	Bounds	Bounds	95% CI	Difference	95% CI
		(1)	(2)	(3)	(4)	(5)	(6)
$\mathbb{E}[pass_i   white_i = 1, econ_i = 0, ELL_i = 0]$		0.618	[0.328, 0.858]	[0.327, 0.858]	[0.284, 0.912]	[-0.216, 0.858]	[-0.277, 0.912]
$\mathbb{E}[pass_i   white_i = 0, econ_i = 0, ELL_i = 0]$		0.5	[0, 0.543]	[0, 0.543]	[0, 0.561]		
$\mathbb{E}[pass_i   white_i = 1, econ_i = 1, ELL_i = 0]$		0.274	[0, 1]	[0, 1]	[0, 1]		
$\mathbb{E}[pass_i   white_i = 0, econ_i = 1, ELL_i = 0]$		0.184	[0, 1]	[0, 1]	[0, 1]	[-1, 1]	[-1, 1]
$\mathbb{E}[pass_i   white_i = 1, econ_i = 0, ELL_i = 1]$		0.460	[0, 1]	[0, 1]	[0, 1]		
$\mathbb{E}[pass_i   white_i = 0, econ_i = 0, ELL_i = 1]$		0.345	[0, 0.917]	[0, 0.907]	[0, 0.976]	[-0.907, 1]	[-0.982, 1]
$\mathbb{E}[pass_i   white_i = 1, econ_i = 1, ELL_i = 1]$		0.159	[0, 1]	[0, 1]	[0, 1]		
$\mathbb{E}[pass_i   white_i = 0, econ_i = 1, ELL_i = 1]$		0.097	[0, 1]	[0, 1]	[0, 1]	[-1, 1]	[-1, 1]

Notes: Table displays numbers for one of the aggregate data sets generated according to the joint distribution of simulation exercise 3. 95% CIs in Column 4 are confidence intervals on the estimated bounds in Column 3. 95% CIs in Column 6 are confidence intervals on the bounds on difference in Column 5. CIs are constructed using the method from Section 3.2, taking  $\mathbb{P}[G_i = g]$  as observed instead of  $\widehat{Pr}[G_i = g]$  and using Clopper-Pearson intervals on all sample observations. Bounds on the difference are sharp bounds on the top minus the bottom parameter for which each set of bounds are reported.

## 4.2 Empirical application

The results of the simulation exercise suggest that bounds on white/non-white average pass rate gaps will not be informative in the Rhode Island data. I thus consider imposing several additional assumptions to see whether more restrictions and information can help make bounds narrower.

### 4.2.1 Monotonicity restrictions

I first consider imposing several monotonicity shape restrictions. Motivated by test score gaps that have been documented between rich and poor students (Tavernise, 2012; Porter, 2015), I impose that for each value of  $(white_i, ELL_i)$  and each the average pass rate is lower for economically disadvantaged students than for not economically disadvantaged students:

$$\mathbb{E}[pass_i | econ_i = 1, white_i, ELL_i, G_i = g] - \mathbb{E}[pass_i | econ_i = 0, white_i, ELL_i, G_i = g] \leq 0. \quad (11)$$

I first present estimated bounds on math exam white/non-white average pass rate gaps in Table 4. As expected, sharp bounds on the white/non-white average pass rate gaps reported in Column 1 are wide and either uninformative or close to uninformative. Imposing the additional monotonicity restriction (11) helps narrow the bounds for some parameters, reported in Column 2, but bounds are still wide and contain 0. 95% confidence intervals are even wider than the estimated bounds, as expected from the simulation exercises.

For English exams, I impose an additional monotonicity restriction that for each value of  $(white_i, econ_i)$  the average pass rate is lower for English-language learner students than for non-English-language learner students:

$$\mathbb{E}[pass_i | ELL_i = 1, white_i, econ_i, G_i = g] - \mathbb{E}[pass_i | ELL_i = 0, white_i, econ_i, G_i = g] \leq 0. \quad (12)$$

I present estimated bounds on English exam white/non-white average pass rate gaps in Table 5.

Table 4: Rhode Island white/non-white math exam pass rate differences

Parameter	Bounds without Monotonicity	Monotonicity Bounds
	(1)	(2)
$\mathbb{E}[pass_i   white_i = 1, econ_i = 0, ELL_i = 0]$	$[-0.940, 0.885]$	$[-0.868, 0.881]$
$-\mathbb{E}[pass_i   white_i = 0, econ_i = 0, ELL_i = 0]$	$\{-1, 1\}$	$\{-0.997, 1\}$
$\mathbb{E}[pass_i   white_i = 1, econ_i = 1, ELL_i = 0]$	$[-0.818, 0.987]$	$[-0.713, 0.674]$
$-\mathbb{E}[pass_i   white_i = 0, econ_i = 1, ELL_i = 0]$	$\{-0.974, 1\}$	$\{-0.866, 0.830\}$
$\mathbb{E}[pass_i   white_i = 0, econ_i = 0, ELL_i = 1]$	$[-1, 1]$	$[-1, 1]$
$-\mathbb{E}[pass_i   white_i = 1, econ_i = 0, ELL_i = 1]$	$\{-1, 1\}$	$\{-1, 1\}$
$\mathbb{E}[pass_i   white_i = 1, econ_i = 1, ELL_i = 1]$	$[-0.948, 1]$	$[-0.879, 1]$
$-\mathbb{E}[pass_i   white_i = 0, econ_i = 1, ELL_i = 1]$	$\{-1, 1\}$	$\{-1, 1\}$

Notes: 95% CIs are below in brackets. CIs are constructed using the method from Section 3.2 with Clopper-Pearson intervals on all sample observations. Because bounds must be between  $-1$  and  $1$ , calculated CIs were truncated to be between  $-1$  and  $1$ . Bounds on difference impose no shape restrictions; monotonicity bounds impose monotonicity restriction (11), as discussed in Section 4.2.

Sharp bounds on the white/non-white average pass rate gaps reported in Column 1 are again wide and either uninformative or close to uninformative. Imposing both additional monotonicity restrictions of (11) and (12) helps to narrow the bounds on all parameters, reported in Column 2, but all bounds are still wide and contain 0.

Table 5: Rhode Island white/non-white English exam pass rate differences

Parameter	Bounds without Monotonicity	Monotonicity Bounds
	(1)	(2)
$\mathbb{E}[pass_i   white_i = 1, econ_i = 0, ELL_i = 0]$	$[-0.895, 0.950]$	$[-0.799, 0.919]$
$-\mathbb{E}[pass_i   white_i = 0, econ_i = 0, ELL_i = 0]$	$\{-1, 1\}$	$\{0.919, 1\}$
$\mathbb{E}[pass_i   white_i = 1, econ_i = 1, ELL_i = 0]$	$[-0.860, 0.998]$	$[-0.783, 0.765]$
$-\mathbb{E}[pass_i   white_i = 0, econ_i = 1, ELL_i = 0]$	$\{-1, 1\}$	$\{-0.907, 0.927\}$
$\mathbb{E}[pass_i   white_i = 0, econ_i = 0, ELL_i = 1]$	$[-1, 1]$	$[-1, 0.941]$
$-\mathbb{E}[pass_i   white_i = 1, econ_i = 0, ELL_i = 1]$	$\{-1, 1\}$	$\{-1, 1\}$
$\mathbb{E}[pass_i   white_i = 1, econ_i = 1, ELL_i = 1]$	$[-0.991, 1]$	$[-0.721, 0.707]$
$-\mathbb{E}[pass_i   white_i = 0, econ_i = 1, ELL_i = 1]$	$\{-1, 1\}$	$\{-0.836, 0.876\}$

Notes: 95% CIs are below in brackets. CIs are constructed using the method from Section 3.2 with Clopper-Pearson intervals on all sample observations. Because bounds must be between  $-1$  and  $1$ , calculated CIs were truncated to be between  $-1$  and  $1$ . Bounds on difference impose no shape restrictions; monotonicity bounds impose monotonicity restrictions (11) and (12), as discussed in Section 4.2.

#### 4.2.2 Additional pass rates among subgroups

Rhode Island makes available RICAS assessment results aggregated by student subgroup publicly available on their data portal. In particular, exam pass rates at the district level for white students, for not economically disadvantaged students, and for non-ELL students are available for almost all school districts.

I present bounds using the additional subgroup data on the math exam white/non-white av-

erage pass rate gaps in Table 6. Bounds using the additional subgroup data on the English exam white/non-white average pass rate gaps are presented in Table 7. I present bounds using the additional data both without and with the monotonicity assumptions of Section 4.2.1.

Table 6: Rhode Island white/non-white math exam pass rate differences, with subgroup data

Parameter	Bounds without Monotonicity    Monotonicity Bounds	
	(1)	(2)
$\mathbb{E}[pass_i   white_i = 1, econ_i = 0, ELL_i = 0]$	$[-0.822, 0.712]$	$[-0.745, 0.432]$
$-\mathbb{E}[pass_i   white_i = 0, econ_i = 0, ELL_i = 0]$	$\{-1, 1\}$	$\{-0.932, 0.969\}$
$\mathbb{E}[pass_i   white_i = 1, econ_i = 1, ELL_i = 0]$	$[-0.665, 0.777]$	$[-0.225, 0.475]$
$-\mathbb{E}[pass_i   white_i = 0, econ_i = 1, ELL_i = 0]$	$\{-0.943, 1\}$	$\{-0.741, 0.726\}$
$\mathbb{E}[pass_i   white_i = 0, econ_i = 0, ELL_i = 1]$	$[-1, 1]$	$[-0.968, 0.972]$
$-\mathbb{E}[pass_i   white_i = 1, econ_i = 0, ELL_i = 1]$	$\{-1, 1\}$	$\{-1, 1\}$
$\mathbb{E}[pass_i   white_i = 1, econ_i = 1, ELL_i = 1]$	$[-0.847, 0.988]$	$[-0.799, 0.985]$
$-\mathbb{E}[pass_i   white_i = 0, econ_i = 1, ELL_i = 1]$	$\{-1, 1\}$	$\{-0.948, 1\}$

Notes: 95% CIs are below in brackets. CIs are constructed using the method from Section 3.2 with Clopper-Pearson intervals on all sample observations. Because bounds must be between  $-1$  and  $1$ , calculated CIs were truncated to be between  $-1$  and  $1$ . Bounds on difference impose no shape restrictions but use additional pass rate by subgroup data; monotonicity bounds impose monotonicity restriction (11) in addition to additional pass rate by subgroup data. See Section 4.2 for more details.

Table 7: Rhode Island white/non-white English exam pass rate differences, with subgroup data

Parameter	Bounds without Monotonicity    Monotonicity Bounds	
	(1)	(2)
$\mathbb{E}[pass_i   white_i = 1, econ_i = 0, ELL_i = 0]$	$[-0.773, 0.761]$	$[-0.588, 0.189]$
$-\mathbb{E}[pass_i   white_i = 0, econ_i = 0, ELL_i = 0]$	$\{-0.988, 1\}$	$\{-0.780, 0.962\}$
$\mathbb{E}[pass_i   white_i = 1, econ_i = 1, ELL_i = 0]$	$[-0.660, 0.799]$	$[-0.135, 0.453]$
$-\mathbb{E}[pass_i   white_i = 0, econ_i = 1, ELL_i = 0]$	$\{-0.946, 1\}$	$\{-0.811, 0.787\}$
$\mathbb{E}[pass_i   white_i = 0, econ_i = 0, ELL_i = 1]$	$[-1, 1]$	$[-0.534, 0.575]$
$-\mathbb{E}[pass_i   white_i = 1, econ_i = 0, ELL_i = 1]$	$\{-1, 1\}$	$\{-1, 1\}$
$\mathbb{E}[pass_i   white_i = 1, econ_i = 1, ELL_i = 1]$	$[-0.872, 0.982]$	$[-0.373, 0.335]$
$-\mathbb{E}[pass_i   white_i = 0, econ_i = 1, ELL_i = 1]$	$\{-1, 1\}$	$\{-0.737, 0.581\}$

Notes: 95% CIs are below in brackets. CIs are constructed using the method from Section 3.2 with Clopper-Pearson intervals on all sample observations. Because bounds must be between  $-1$  and  $1$ , calculated CIs were truncated to be between  $-1$  and  $1$ . Bounds on difference impose no shape restrictions but use additional pass rate by subgroup data; monotonicity bounds impose monotonicity restrictions (11) and (12) in addition to additional pass rate by subgroup data. See Section 4.2 for more details.

Without the monotonicity assumptions, using the additional subgroup data makes the estimated bounds slightly narrower than without the additional subgroup data, as we can see from comparing Column 1 of Tables 4 and 6 and comparing Column 1 of Tables 5 and 7. Bounds under the monotonicity assumptions are also narrower with the additional subgroup data than without, as we can see from comparing Column 2 of Tables 4 and 6 and comparing Column 2 of Tables 5 and 7. We also see that comparing Columns 1 and 2 of each table, bounds with monotonicity and the additional subgroup data are narrower than bounds without monotonicity but with the additional subgroup data. Although all bounds still contain 0, these results seem to suggest that the value

of having additional information in the form of finer levels of aggregation goes some way towards obtaining more information about predictive effect parameters of interest, especially in combination with other shape restrictions.

## 5 Conclusion

In this paper I present sharp bounds on individual-level parameters of interest when only aggregate data is available and I develop a valid inference method relying only on the available marginal information of each covariate. In simulations and an empirical application I show that the sharp bounds are too wide to be useful with realistic aggregate data. Both additional shape restrictions and using additional data at a finer level of aggregation help to make sharp bounds narrower, but in my application sharp bounds are unable to pin down the signs of predictive effects. These results suggest that it is difficult to obtain useful individual-level results from aggregate data, but individual-level analyses using aggregate data are more precise when the aggregate data is available at a finer level of aggregation and when there is more underlying structure known about the individual-level data generating process.

## References

- Alter, D. A., C. D. Naylor, P. Austin, and J. V. Tu (1999). Effects of socioeconomic status on access to invasive cardiac procedures and on mortality after acute myocardial infarction. *New England Journal of Medicine* 341(18), 1359–1367.
- Becker, S. O. and L. Woessmann (2018). Social cohesion, religious beliefs, and the effect of protestantism on suicide. *Review of economics and statistics* 100(3), 377–391.
- Buchinsky, M., F. Li, and Z. Liao (2022). Estimation and inference of semiparametric models using data from several sources. *Journal of Econometrics* 226(1), 80–103.
- Burden, B. C. and D. C. Kimball (1998). A new approach to the study of ticket splitting. *American Political Science Review* 92(3), 533–544.
- Chetverikov, D., A. Santos, and A. M. Shaikh (2018). The econometrics of shape restrictions. *Annual Review of Economics* 10, 31–63.
- Cho, W. K. T. and B. J. Gaines (2004). The limits of ecological inference: The case of split-ticket voting. *American Journal of Political Science* 48(1), 152–171.
- Cross, P. J. and C. F. Manski (2002). Regressions, short and long. *Econometrica* 70(1), 357–368.
- Dervic, K., M. A. Oquendo, M. F. Grunebaum, S. Ellis, A. K. Burke, and J. J. Mann (2004). Religious affiliation and suicide attempt. *American journal of psychiatry* 161(12), 2303–2308.
- D’Haultfoeuille, X., C. Gaillac, and A. Maurel (2024, 03). Partially Linear Models Under Data Combination. *The Review of Economic Studies*, rdae022.
- Duncan, O. D. and B. Davis (1953). An alternative to ecological correlation. *American Sociological Review* 18(6), 665–666.

- Fan, Y., R. Sherman, and M. Shum (2014). Identifying treatment effects under data combination. *Econometrica* 82(2), 811–822.
- Fan, Y., R. Sherman, and M. Shum (2016). Estimation and inference in an ecological inference model. *Journal of Econometric Methods* 5(1), 17–48.
- Firebaugh, G. (1978). A rule for inferring individual-level relationships from aggregate data. *American Sociological Review*, 557–572.
- Fréchet, M. (1951). Sur les tableaux de corrélation dont les marges sont données. *Ann. Univ. Lyon Sc. 4*, 53–84.
- Freedman, D. A., S. P. Klein, M. Ostland, and M. R. Roberts (1998). A solution to the ecological inference problem.
- Freyberger, J. and J. L. Horowitz (2015). Identification and shape restrictions in nonparametric instrumental variables estimation. *Journal of Econometrics* 189(1), 41–53.
- Gravelle, H., J. Wildman, and M. Sutton (2002). Income, income inequality and health: what can we learn from aggregate data? *Social science & medicine* 54(4), 577–589.
- Greenland, S. and J. Robins (1994). Invited commentary: ecologic studies—biases, misconceptions, and counterexamples. *American journal of epidemiology* 139(8), 747–760.
- Ho, K. and A. M. Rosen (2015). Partial identification in applied research: Benefits and challenges. Working Paper 21641, National Bureau of Economic Research.
- Horowitz, J. L. and C. F. Manski (2000). Nonparametric analysis of randomized experiments with missing covariate and outcome data. *Journal of the American Statistical Association* 95(449), 77–84.
- Hsiao, C., Y. Shen, and H. Fujiki (2005). Aggregate vs. disaggregate data analysis—a paradox in the estimation of a money demand function of Japan under the low interest rate policy. *Journal of Applied Econometrics* 20(5), 579–601.
- Hsieh, Y.-W., X. Shi, and M. Shum (2022). Inference on estimators defined by mathematical programming. *Journal of Econometrics* 226(2), 248–268.
- Imbens, G. W. and C. F. Manski (2004). Confidence intervals for partially identified parameters. *Econometrica* 72(6), 1845–1857.
- Jack, R., C. Halloran, J. Okun, and E. Oster (2023). Pandemic schooling mode and student test scores: evidence from US school districts. *American Economic Review: Insights* 5(2), 173–190.
- Jiang, W., G. King, A. Schmaltz, and M. A. Tanner (2020). Ecological regression with partial identification. *Political Analysis* 28(1), 65–86.
- King, G. (1997). *A solution to the ecological inference problem: Reconstructing individual behavior from aggregate data*. Princeton University Press.
- King, G., O. Rosen, and M. A. Tanner (1999). Binomial-beta hierarchical models for ecological inference. *Sociological Methods & Research* 28(1), 61–90.

- Kline, B. and E. Tamer (2023). Recent developments in partial identification. *Annual Review of Economics* 15, 125–150.
- Kousser, J. M. (2001). Ecological inference from goodman to king. *Historical Methods: A Journal of Quantitative and Interdisciplinary History* 34(3), 101–126.
- Kramer, G. H. (1983). The ecological fallacy revisited: Aggregate-versus individual-level findings on economics and elections, and sociotropic voting. *American political science review* 77(1), 92–111.
- Lindo, J. M. (2015). Aggregation and the estimated effects of economic conditions on health. *Journal of health economics* 40, 83–96.
- Matzkin, R. L. (1994). Restrictions of economic theory in nonparametric methods. *Handbook of econometrics* 4, 2523–2558.
- Molinari, F. (2020). Microeconometrics with partial identification. *Handbook of Econometrics* 7, 355–486.
- Molinari, F. and M. Peski (2006). Generalization of a result on “Regressions, short and long”. *Econometric Theory* 22(1), 159–163.
- Neeleman, J., D. Halpern, D. Leon, and G. Lewis (1997). Tolerance of suicide, religion and suicide rates: an ecological and individual study in 19 western countries. *Psychological medicine* 27(5), 1165–1171.
- Pacini, D. (2019). Two-sample least squares projection. *Econometric Reviews* 38(1), 95–123.
- Porter, E. (2015). Education gap between rich and poor is growing wider. *The New York Times*. <https://www.nytimes.com/2015/09/23/business/economy/education-gap-between-rich-and-poor-is-growing-wider.html>.
- Ridder, G. and R. Moffitt (2007). The econometrics of data combination. *Handbook of econometrics* 6, 5469–5547.
- Robinson, W. S. (1950). Ecological correlations and the behavior of individuals. *American Sociological Review* 15(3), 351–357.
- Rosen, O., W. Jiang, G. King, and M. A. Tanner (2001). Bayesian and frequentist inference for ecological inference: The  $R \times C$  case. *Statistica Neerlandica* 55(2), 134–156.
- Shiveley, W. P. (1974). Utilizing external evidence in cross-level inference. *Political Methodology*, 61–73.
- Stoker, T. M. (1984). Completeness, distribution restrictions, and the form of aggregate functions. *Econometrica* 52(4), 887–907.
- Tam Cho, W. K. (1998). Iff the assumption fits...: A comment on the King ecological inference solution. *Political Analysis* 7, 143–163.
- Tamer, E. (2010). Partial identification in econometrics. *Annual Review of Economics* 2(1), 167–195.



Tavernise, S. (2012). Education gap grows between rich and poor, studies say. *The New York Times*. <https://www.nytimes.com/2012/02/10/education/education-gap-grows-between-rich-and-poor-studies-show.html>.

Theil, H. (1954). Linear aggregation of economic relations.

## A Appendix: Additional Results

### A.1 Closed-form solution for $L_g$ and $U_g$ problems

Not only is (5) a linear program, the following corollary shows (5) has a closed-form solution given any  $\{p_{kg}\} \in P_g$ :

**Corollary A.1.** *For given weights  $\lambda_1, \dots, \lambda_K$  and any fixed  $\{p_{kg}\} \in P_g$ , relabel the indices  $k = 1, \dots, K$  so that  $\frac{\lambda_1}{p_{1g}} \geq \dots \geq \frac{\lambda_K}{p_{Kg}}$ , where if  $p_{kg} = 0$  we define  $\frac{\lambda_k}{p_{kg}} \equiv +\infty$ . Then*

$$\min_{\{c_{kg}\} \in [y_\ell, y_u]^K} \sum_{k=1}^K \lambda_k c_{kg} \text{ s.t. } \mathbb{E}[Y_i | G_i = g] = \sum_{k=1}^K c_{kg} p_{kg}$$

is attained by letting

$$c_{1g} = \begin{cases} \max \left\{ y_\ell, \frac{\mathbb{E}[Y_i | G_i = g] + y_u(p_{1g} - 1)}{p_{1g}} \right\} & p_{1g} > 0 \\ y_\ell & p_{1g} = 0 \end{cases},$$

$$c_{kg} = \begin{cases} y_\ell & (y_u - y_\ell) \sum_{j=1}^k p_{jg} \leq y_u - \mathbb{E}[Y_i | G_i = g] \\ \frac{\mathbb{E}[Y_i | G_i = g] - y_\ell + (y_u - y_\ell)(\sum_{j=1}^k p_{jg} - 1)}{p_{kg}} + y_\ell & (y_u - y_\ell) \sum_{j=1}^{k-1} p_{jg} \leq y_u - \mathbb{E}[Y_i | G_i = g] < (y_u - y_\ell) \sum_{j=1}^k p_{jg} \\ y_u & (y_u - y_\ell) \sum_{j=1}^{k-1} p_{jg} > y_u - \mathbb{E}[Y_i | G_i = g] \end{cases},$$

and

$$\max_{\{c_{kg}\} \in [y_\ell, y_u]^K} \sum_{k=1}^K \lambda_k c_{kg} \text{ s.t. } \mathbb{E}[Y_i | G_i = g] = \sum_{k=1}^K c_{kg} p_{kg}$$

is attained by letting

$$c_{1g} = \begin{cases} \min \left\{ y_u, \frac{\mathbb{E}[Y_i | G_i = g] - y_\ell}{p_{1g}} \right\} & p_{1g} > 0 \\ y_u & p_{1g} = 0 \end{cases}$$

$$c_{kg} = \begin{cases} y_u & (y_u - y_\ell) \sum_{j=1}^k p_{jg} \leq \mathbb{E}[Y_i | G_i = g] \\ \frac{\mathbb{E}[Y_i | G_i = g] - y_\ell - (y_u - y_\ell) \sum_{j=1}^{k-1} p_{jg}}{p_{kg}} & (y_u - y_\ell) \sum_{j=1}^{k-1} p_{jg} \leq \mathbb{E}[Y_i | G_i = g] < (y_u - y_\ell) \sum_{j=1}^k p_{jg} \\ y_\ell & (y_u - y_\ell) \sum_{j=1}^{k-1} p_{jg} > \mathbb{E}[Y_i | G_i = g] \end{cases}.$$

Proofs are collected in Appendix B.

### A.2 Fréchet inequalities

In Section 2.1 I derived sharp bounds for a linear combination of  $\mathbb{E}[Y_i | X_i = x_k]$ , defined using the solutions to optimization programs. In this section I show that if we are interested in obtaining sharp bounds on each  $\mathbb{E}[Y_i | X_i = x_k]$  parameter under Assumption 1 and binary  $Y_i$ , we can obtain closed-form bounds using Fréchet inequalities.

The Fréchet inequalities, explicitly derived by Fréchet (1951), state that if there are  $N$  events  $A_1, \dots, A_N$ , it holds that

$$\max \left\{ 1 - N + \sum_{i=1}^N Pr[A_i], 0 \right\} \leq Pr \left[ \bigcap_{i=1}^N A_i \right] \leq \min \{ Pr[A_1], \dots, Pr[A_N] \}. \quad (\text{A.1})$$

Therefore, for  $y$  in the support of  $Y_i$  and  $x_k$  in the support of  $X_i$ , it follows from the Fréchet inequalities that

$$\begin{aligned} L_g(y, x_k) &\equiv \max \left\{ \mathbb{P}[Y_i = y | G_i = g] + \sum_{\ell=1}^L \mathbb{P}[X_{\ell i} = x_{k,\ell} | G_i = g] - L, 0 \right\} \\ &\leq \mathbb{P}[Y_i = y, X_i = x_k | G_i = g] \\ &\leq \min \{ \mathbb{P}[Y_i = y | G_i = g], \mathbb{P}[X_{1i} = x_{k,1} | G_i = g], \dots, \mathbb{P}[X_{Li} = x_{k,L} | G_i = g] \} \\ &\equiv U_g(y, x_k). \end{aligned} \quad (\text{A.2})$$

Note that we only require knowledge of the marginal probabilities of each random variable in order to be able to calculate the lower and upper bounds; joint probabilities are not needed. If we are only given  $\mathbb{P}[Y_i = y | G_i = g], \mathbb{P}[X_{1i} = x_1 | G_i = g], \dots, \mathbb{P}[X_{Li} = x_L | G_i = g]$  and nothing else, then it is well known that the Fréchet inequalities are sharp; that is, they are the tightest possible bounds given the assumptions. Situations in which the Fréchet inequalities are not sharp include those in which we know variables are independent or if the (known) support of the variables is such that knowledge of a marginal probability provides knowledge of the joint probability.

Note that in Assumption 1 we only know  $\mathbb{E}[Y_i | G_i = g]$ , not  $\mathbb{P}[Y_i = y | G_i = g]$  for all  $y \in \text{supp}(Y_i)$ . We can derive  $\mathbb{P}[Y_i = y | G_i = g]$  for all  $y \in \text{supp}(Y_i)$  from  $\mathbb{E}[Y_i | G_i = g]$  only when  $Y_i$  is binary.

For a given  $k$  we can define bounds on  $\mathbb{E}[Y_i | X_i = x_k]$ :

**Proposition A.1.** *Suppose Assumption 1 holds and additionally assume  $Y_i$  is binary. Let*

$$D^F \equiv \left[ \sum_{g=1}^G \mathbb{P}[G_i = g] L_g^F, \sum_{g=1}^G \mathbb{P}[G_i = g] U_g^F \right],$$

where

$$\begin{aligned} L_g^F &\equiv \sum_{k=1}^K \lambda_k \frac{L_g(1, x_k)}{L_g(1, x_k) + U_g(0, x_k)}, \\ U_g^F &\equiv \sum_{k=1}^K \lambda_k \frac{U_g(1, x_k)}{L_g(0, x_k) + U_g(1, x_k)}. \end{aligned}$$

Then  $D \subseteq D^F$ , and if the Fréchet inequalities on  $\mathbb{P}[Y_i = y, X_i = x_k | G_i = g]$  are sharp for all  $y \in \{0, 1\}, k = 1, \dots, K, g = 1, \dots, G$  then  $D = D^F$ .

To construct an estimator of the identified set  $D^F$ , the sample analogues of  $\mathbb{P}[Y_i = y | G_i =$

$g], \mathbb{P}[X_{1i} = x_1 | G_i = g], \dots, \mathbb{P}[X_{Li} = x_L | G_i = g]$  observed in the aggregate data can be plugged into the formula given in Proposition A.1. These estimated lower and upper bounds will be consistent because they are numerically equivalent to the estimated bounds of Proposition 1, which are consistent by Proposition 4.

To construct a valid confidence region for the identified set  $D^F$ , a similar approach to that of Section 3.2 can be used. If jointly valid marginal confidence intervals are constructed on each sample observation, calculating the estimated bounds, plugging lower confidence interval bounds into any lower bounds and upper confidence interval bounds into any upper bounds, will produce a confidence interval with correct coverage.

### A.3 Sharp bounds given the joint distribution

To investigate how different the estimated bounds can be if we know the joint distribution of covariates  $\mathbb{P}[X_i = x_k | G_i = g]$ , as assumed in Cross and Manski (2002), I use the data sets from the three simulation exercises of Section 4.1 in Tables 1, 2, and 3. I calculated the lowest and highest possible lower and upper bounds under all different joint distributions for simulation exercises 1, 2, and 3 in Tables A.1, A.2, and A.3 respectively. In particular, I present the range of  $L_g$  and  $U_g$  over all  $\{p_{kg}\} \in P_g$ . The width of the range of possible lower and upper bounds tells us the extent to which knowing the joint distribution of covariates helps to narrow the identified set. In particular, the estimated bounds from my approach presented in Section 4.1 are exactly the lowest possible value of the lower bound and the highest possible value of the upper bound.

Table A.1: Estimated bounds under different joint covariate distributions, simulation exercise 1

Parameter	Range of Lower Bounds	Range of Upper Bounds
	(1)	(2)
$\mathbb{E}[pass_i   white_i = 1, econ_i = 0, ELL_i = 0]$	[-0.836, -0.572]	[0.522, 0.859]
$-\mathbb{E}[pass_i   white_i = 0, econ_i = 0, ELL_i = 0]$		
$\mathbb{E}[pass_i   white_i = 1, econ_i = 1, ELL_i = 0]$	[-0.946, -0.788]	[0.785, 1]
$-\mathbb{E}[pass_i   white_i = 0, econ_i = 1, ELL_i = 0]$		
$\mathbb{E}[pass_i   white_i = 1, econ_i = 0, ELL_i = 1]$	[-1, -0.949]	[0.950, 1]
$-\mathbb{E}[pass_i   white_i = 0, econ_i = 0, ELL_i = 1]$		
$\mathbb{E}[pass_i   white_i = 1, econ_i = 1, ELL_i = 1]$	[-1, -0.949]	[0.950, 1]
$-\mathbb{E}[pass_i   white_i = 0, econ_i = 1, ELL_i = 1]$		

Notes: See Section 4.1 for details about simulation exercise 1.

We see that knowing the joint distribution of the covariates helps make estimated bounds (weakly) narrower for all parameters. Bounds on certain parameters can become a lot narrower when we know the joint distribution, like the first parameter in simulation exercise 1. While knowing the joint distribution of the covariates will not help in signing any of the predictive effect parameters, these results suggests that bounds do look different when joint covariate information is unavailable in the aggregate data.

Table A.2: Estimated bounds under different joint covariate distributions, simulation exercise 2

Parameter	Range of Lower Bounds	Range of Upper Bounds
	(1)	(2)
$\mathbb{E}[pass_i   white_i = 1, econ_i = 0, ELL_i = 0]$ $-\mathbb{E}[pass_i   white_i = 0, econ_i = 0, ELL_i = 0]$	$[-0.440, -0.383]$	$[0.680, 0.748]$
$\mathbb{E}[pass_i   white_i = 1, econ_i = 1, ELL_i = 0]$ $-\mathbb{E}[pass_i   white_i = 0, econ_i = 1, ELL_i = 0]$	$[-1, -1]$	$[1, 1]$
$\mathbb{E}[pass_i   white_i = 1, econ_i = 0, ELL_i = 1]$ $-\mathbb{E}[pass_i   white_i = 0, econ_i = 0, ELL_i = 1]$	$[-1, -0.980]$	$[0.980, 1]$
$\mathbb{E}[pass_i   white_i = 1, econ_i = 1, ELL_i = 1]$ $-\mathbb{E}[pass_i   white_i = 0, econ_i = 1, ELL_i = 1]$	$[-1, -1]$	$[1, 1]$

Notes: See Section 4.1 for details about simulation exercise 2.

Table A.3: Estimated bounds under different joint covariate distributions, simulation exercise 3

Parameter	Range of Lower Bounds	Range of Upper Bounds
	(1)	(2)
$\mathbb{E}[pass_i   white_i = 1, econ_i = 0, ELL_i = 0]$ $-\mathbb{E}[pass_i   white_i = 0, econ_i = 0, ELL_i = 0]$	$[-0.216, -0.207]$	$[0.776, 0.858]$
$\mathbb{E}[pass_i   white_i = 1, econ_i = 1, ELL_i = 0]$ $-\mathbb{E}[pass_i   white_i = 0, econ_i = 1, ELL_i = 0]$	$[-1, -0.796]$	$[0.978, 1]$
$\mathbb{E}[pass_i   white_i = 1, econ_i = 0, ELL_i = 1]$ $-\mathbb{E}[pass_i   white_i = 0, econ_i = 0, ELL_i = 1]$	$[-0.907, -0.805]$	$[0.986, 1]$
$\mathbb{E}[pass_i   white_i = 1, econ_i = 1, ELL_i = 1]$ $-\mathbb{E}[pass_i   white_i = 0, econ_i = 1, ELL_i = 1]$	$[-1, -0.816]$	$[0.977, 1]$

Notes: See Section 4.1 for details about simulation exercise 3.

## B Appendix: Proofs

### B.1 Proof of Lemma 1

*Proof.* As argued in the main text, the only information we have in addition to Assumption 1 are equations (1), (2), (3), and that  $\pi_{kg} \in [0, 1]$ ,  $\delta_k, \gamma_{kg} \in [y_\ell, y_u]$  for all  $k, g$ . The set given by (4) imposes all of these restrictions and nothing more, and finds the set of  $\sum_{k=1}^K \lambda_k \delta_k$  such that the restrictions are satisfied. Thus the set is sharp.  $\square$

### B.2 Proof of Proposition 1

*Proof.* For any  $g$ , given any  $\{p_{kg}\}_{k=1}^K$  such that  $\sum_{k=1}^K p_{kg} = 1$  and  $p_{kg} \geq 0 \forall k$ , note that there exists  $\{c_{kg}\}_{k=1}^K \in [y_\ell, y_u]^K$  such that  $\mathbb{E}[Y_i | G_i = g] = \sum_{k=1}^K c_{kg} p_{kg}$ ; namely  $c_{kg} = \mathbb{E}[Y_i | G_i = g] \forall k$ .

Thus imposing the restriction  $\mathbb{E}[Y_i | G_i = g] = \sum_{k=1}^K c_{kg} p_{kg}$  does not further restrict the set of possible  $\{p_{kg}\}_{k=1}^K$  if the following restrictions already hold:  $\mathbb{P}[X_{\ell i} = x_{k,\ell} | G_i = g] = \sum_{j=1}^K \mathbb{1}\{x_{j,\ell} = x_{k,\ell}\} p_{jg}$ ,  $\sum_{k=1}^K p_{kg} = 1$  and  $p_{kg} \geq 0 \forall k$ . Finally note that all restrictions involving  $\{p_{kg}\}_{k=1}^K$  only involve  $p_{kg}$  with the same index  $g$ . This means it is equivalent to write (4) as

$$D = \left\{ \sum_{k=1}^K \lambda_k d_k \mid 0 \leq d_k \leq 1 \forall k, \text{ and } \exists (p_{1g}, \dots, p_{Kg}) \in P_g, (c_{1g}, \dots, c_{Kg}) \in [y_\ell, y_u]^K \forall g \right. \\ \left. \text{s.t. } d_k = \sum_{g=1}^G \mathbb{P}[G_i = g] c_{kg} \forall k, \mathbb{E}[Y_i | G_i = g] = \sum_{k=1}^K c_{kg} p_{kg} \forall g \right\}, \quad (\text{B.1})$$

where

$$P_g = \left\{ (p_{1g}, \dots, p_{Kg}) \in [0, 1]^K \mid \mathbb{P}[X_{\ell i} = x_{k,\ell} | G_i = g] = \sum_{j=1}^K \mathbb{1}\{x_{j,\ell} = x_{k,\ell}\} p_{jg} \forall \ell, k, \text{ and } \sum_{k=1}^K p_{kg} = 1 \right\}. \quad (\text{B.2})$$

Since  $\sum_{g=1}^G \mathbb{P}[G_i = g] = 1$  and  $c_{kg} \in [y_\ell, y_u]$  for all  $k$  and  $g$ , we know  $d_k \in [y_\ell, y_u]$  for all  $k$  because  $d_k = \sum_{g=1}^G \mathbb{P}[G_i = g] c_{kg}$ . Then we can get rid of  $d_k$  in (B.1) by plugging in one of the constraints like so:

$$D = \left\{ \sum_{k=1}^K \lambda_k \sum_{g=1}^G \mathbb{P}[G_i = g] c_{kg} \mid \exists (p_{1g}, \dots, p_{Kg}) \in P_g, (c_{1g}, \dots, c_{Kg}) \in [y_\ell, y_u]^K \forall g \right. \\ \left. \text{s.t. } \mathbb{E}[Y_i | G_i = g] = \sum_{k=1}^K c_{kg} p_{kg} \forall g \right\}. \quad (\text{B.3})$$

I next show that  $D$  is an interval. For any given  $\{p_{kg}\} \in P_g$ , we argued above that  $\sum_{k=1}^K \lambda_k \sum_{g=1}^G \mathbb{P}[G_i = g] \mathbb{E}[Y_i | G_i = g] \in D$ . For any  $g$  consider arbitrary  $\{c_{kg}\}, \{c'_{kg}\} \in [y_\ell, y_u]^K$  with corresponding  $\{p_{kg}\}, \{p'_{kg}\} \in P_g$  such that  $\mathbb{E}[Y_i | G_i = g] = \sum_{k=1}^K c_{kg} p_{kg}$  and  $\mathbb{E}[Y_i | G_i = g] = \sum_{k=1}^K c'_{kg} p'_{kg}$ . We know

$\sum_{k=1}^K \lambda_k \sum_{g=1}^G \mathbb{P}[G_i = g] c_{kg} \in D$  and  $\sum_{k=1}^K \lambda_k \sum_{g=1}^G \mathbb{P}[G_i = g] c'_{kg} \in D$ . For arbitrary  $t \in [0, 1]$ , let

$$\tilde{c}_{kg} = t c_{kg} + (1 - t) \mathbb{E}[Y_i | G_i = g]$$

for all  $k, g$  and let

$$\tilde{c}'_{kg} = t c'_{kg} + (1 - t) \mathbb{E}[Y_i | G_i = g]$$

for all  $k, g$ . Then  $\mathbb{E}[Y_i | G_i = g] = \sum_k p_{kg} \tilde{c}_{kg} = \sum_k p'_{kg} \tilde{c}'_{kg}$  for all  $g$  and  $\tilde{c}_{kg}, \tilde{c}'_{kg} \in [y_\ell, y_u]$  for all  $k, g$ . Thus  $\sum_{k=1}^K \lambda_k \sum_{g=1}^G \mathbb{P}[G_i = g] \tilde{c}_{kg} \in D$  and  $\sum_{k=1}^K \lambda_k \sum_{g=1}^G \mathbb{P}[G_i = g] \tilde{c}'_{kg} \in D$ . Note

$$\begin{aligned} & \sum_{k=1}^K \lambda_k \sum_{g=1}^G \mathbb{P}[G_i = g] \tilde{c}_{kg} \\ &= t \left( \sum_{k=1}^K \lambda_k \sum_{g=1}^G \mathbb{P}[G_i = g] c_{kg} \right) + (1 - t) \left( \sum_{k=1}^K \lambda_k \sum_{g=1}^G \mathbb{P}[G_i = g] \mathbb{E}[Y_i | G_i = g] \right), \\ & \sum_{k=1}^K \lambda_k \sum_{g=1}^G \mathbb{P}[G_i = g] \tilde{c}'_{kg} \\ &= t \left( \sum_{k=1}^K \lambda_k \sum_{g=1}^G \mathbb{P}[G_i = g] c'_{kg} \right) + (1 - t) \left( \sum_{k=1}^K \lambda_k \sum_{g=1}^G \mathbb{P}[G_i = g] \mathbb{E}[Y_i | G_i = g] \right). \end{aligned}$$

Since  $t$  was arbitrary between 0 and 1,  $D$  contains any value between  $\sum_{k=1}^K \lambda_k \sum_{g=1}^G \mathbb{P}[G_i = g] c_{kg}$  and  $\sum_{k=1}^K \lambda_k \sum_{g=1}^G \mathbb{P}[G_i = g] \mathbb{E}[Y_i | G_i = g]$ . Similarly,  $D$  contains any value between  $\sum_{k=1}^K \lambda_k \sum_{g=1}^G \mathbb{P}[G_i = g] c'_{kg}$  and  $\sum_{k=1}^K \lambda_k \sum_{g=1}^G \mathbb{P}[G_i = g] \mathbb{E}[Y_i | G_i = g]$ . In particular,  $D$  contains any value between  $\sum_{k=1}^K \lambda_k \sum_{g=1}^G \mathbb{P}[G_i = g] c_{kg}$  and  $\sum_{k=1}^K \lambda_k \sum_{g=1}^G \mathbb{P}[G_i = g] c'_{kg}$ . Thus  $D$  is an interval.

This means that we can equivalently express (B.3) and (B.2) as optimization problems as follows:

$D = [L, U]$ , where

$$\begin{aligned} L &\equiv \min_{\{c_{kg}\} \in [y_\ell, y_u]^K} \sum_{k=1}^K \sum_{g=1}^G \mathbb{P}[G_i = g] \lambda_k c_{kg} \text{ s.t. } \exists \{p_{kg}\} \in P_g \text{ with } \mathbb{E}[Y_i | G_i = g] = \sum_{k=1}^K c_{kg} p_{kg}, \\ U &\equiv \max_{\{c_{kg}\} \in [y_\ell, y_u]^K} \sum_{k=1}^K \sum_{g=1}^G \mathbb{P}[G_i = g] \lambda_k c_{kg} \text{ s.t. } \exists \{p_{kg}\} \in P_g \text{ with } \mathbb{E}[Y_i | G_i = g] = \sum_{k=1}^K c_{kg} p_{kg}, \text{ and} \\ P_g &= \arg \min_{\{p_{kg}\} \in [0, 1]^K} \sum_{r=1}^{LK} v_r^+ + v_r^- \text{ s.t. } \sum_{k=1}^K p_{kg} = 1, p_{kg}, v_r^+, v_r^- \geq 0 \forall k, r, \text{ and} \\ & \quad \mathbb{P}[X_{\ell i} = x_{k, \ell} | G_i = g] - \sum_{j=1}^K \mathbb{1}\{x_{j, \ell} = x_{k, \ell}\} p_{jg} = v_{K(\ell-1)+k}^+ - v_{K(\ell-1)+k}^- \forall \ell, k. \end{aligned}$$

The slack variables in the  $P_g$  problem will all be equal to zero at optimum.

Finally, since the constraints in  $L$  and  $U$  are for each  $g$ , we can equivalently solve a program for each group  $g$  and take a weighted sum of the solutions to get lower and upper bounds for  $D$ ,

like so:  $D = \left[ \sum_{g=1}^G \mathbb{P}[G_i = g] L_g, \sum_{g=1}^G \mathbb{P}[G_i = g] U_g \right]$ , where

$$L_g \equiv \min_{\{c_{kg}\} \in [y_\ell, y_u]^K} \sum_{k=1}^K \lambda_k c_{kg} \text{ s.t. } \exists \{p_{kg}\} \in P_g \text{ with } \mathbb{E}[Y_i | G_i = g] = \sum_{k=1}^K c_{kg} p_{kg},$$

$$U_g \equiv \max_{\{c_{kg}\} \in [y_\ell, y_u]^K} \sum_{k=1}^K \lambda_k c_{kg} \text{ s.t. } \exists \{p_{kg}\} \in P_g \text{ with } \mathbb{E}[Y_i | G_i = g] = \sum_{k=1}^K c_{kg} p_{kg}.$$

□

### B.3 Proof of Proposition 2

*Proof.* To prove sharpness of the identified set, it is sufficient to show that the following set is an interval: for  $c_g \equiv (c_{1g}, \dots, c_{Kg})'$ ,

$$\left\{ \sum_{k=1}^K \sum_{g=1}^G \mathbb{P}[G_i = g] \lambda_k c_{kg} \mid S_g c_g \leq a_g \ \forall g \text{ and } \exists (p_{1g}, \dots, p_{Kg}) \in P_g, (c_{1g}, \dots, c_{Kg}) \in [y_\ell, y_u]^K \ \forall g \right. \\ \left. \text{s.t. } \mathbb{E}[Y_i | G_i = g] = \sum_{k=1}^K c_{kg} p_{kg} \ \forall g \right\}. \quad (\text{B.4})$$

We know that the set of  $c_g \in [y_\ell, y_u]^{KG}$  such that  $S_g c_g \leq a_g$  for all  $g$  is a convex, closed, and bounded set because it is the intersection of a closed, bounded, and convex set with a half-space. This means the set of values of  $\sum_k \lambda_k c_{kg}$  such that  $S_g c_g \leq a_g$  for all  $g$  is also a closed and bounded and convex set.

In the proof of Proposition 1 I argued that for any  $c_g, c'_g \in [y_\ell, y_u]^K$  with corresponding  $\{p_{kg}\}, \{p'_{kg}\} \in P_g$  that satisfy

$$\mathbb{E}[Y_i | G_i = g] = \sum_{k=1}^K c_{kg} p_{kg} \quad \mathbb{E}[Y_i | G_i = g] = \sum_{k=1}^K c'_{kg} p'_{kg} \quad (\text{B.5})$$

$$S_g c_g \leq a_g \quad S_g c'_g \leq a_g, \quad (\text{B.6})$$

we know  $t c_{kg} + (1-t) \mathbb{E}[Y_i | G_i = g]$  and  $t c'_{kg} + (1-t) \mathbb{E}[Y_i | G_i = g]$  also satisfy (B.5) in place of  $c_{kg}$  and  $c'_{kg}$  respectively, for any  $t \in [0, 1]$ . Thus for any  $\sum_{k=1}^K \lambda_k \tilde{c}_{kg}$  between  $\sum_{k=1}^K \lambda_k c_{kg}$  and  $\sum_{k=1}^K \lambda_k c'_{kg}$ ,  $\{\tilde{c}_{kg}\}$  satisfies  $\mathbb{E}[Y_i | G_i = g] = \sum_{k=1}^K \tilde{c}_{kg} p_{kg}$ . And that (B.6) holds implies  $S_g(t c_g + (1-t) c'_g) \leq a_g$  for any  $t \in [0, 1]$ , meaning that for any  $\sum_{k=1}^K \lambda_k \tilde{c}_{kg}$  between  $\sum_{k=1}^K \lambda_k c_{kg}$  and  $\sum_{k=1}^K \lambda_k c'_{kg}$ ,  $\{\tilde{c}_{kg}\}$  satisfies  $S_g \tilde{c}_g \leq a_g$ .

Thus any  $\sum_{k=1}^K \sum_{g=1}^G \mathbb{P}[G_i = g] \lambda_k \tilde{c}_{kg}$  between  $\sum_{k=1}^K \sum_{g=1}^G \mathbb{P}[G_i = g] \lambda_k c_{kg}$  and  $\sum_{k=1}^K \sum_{g=1}^G \mathbb{P}[G_i = g] \lambda_k c'_{kg}$  is in the set given by (B.4), meaning (B.4) is an interval. Thus the sharp identified set is an interval. The rest of Proposition 2 can be proved following arguments similar to those used in the proof of Proposition 1. □



## B.4 Proof of Proposition 3

*Proof.* To prove sharpness of the identified set, it is sufficient to show that the following set is an interval:

$$\left\{ \sum_{k=1}^K \sum_{g=1}^G \mathbb{P}[G_i = g] \lambda_k c_{kg} \mid \exists \{p_{kg}\} \in P_g, \{c_{kg}\} \in [y_\ell, y_u]^K \forall g \text{ s.t. } \mathbb{E}[Y_i | G_i = g] = \sum_{k=1}^K c_{kg} p_{kg} \forall g, \right. \\ \left. \mathbb{E}[Y_i | X_{\ell i} = x_{k,\ell}, G_i = g] \mathbb{P}[X_{\ell i} = x_{k,\ell} | G_i = g] = \sum_{j=1}^K \mathbb{1}\{x_{j,\ell} = x_{k,\ell}\} c_{kj} p_{kj} \forall (\ell, k) \in F_g, \forall g \right\}. \quad (\text{B.7})$$

Note that the set of  $\{c_{kg}\} \in [y_\ell, y_u]^{KG}$  such that

$$\mathbb{E}[Y_i | X_{\ell i} = x_{k,\ell}, G_i = g] \mathbb{P}[X_{\ell i} = x_{k,\ell} | G_i = g] = \sum_{j=1}^K \mathbb{1}\{x_{j,\ell} = x_{k,\ell}\} c_{kj} p_{kj} \quad \forall (\ell, k) \in F_g, \forall g \quad (\text{B.8})$$

is a convex, closed, and bounded set because it is the intersection of a closed, bounded, and convex half-space. This means the set of values of  $\sum_k \lambda_k c_{kg}$  such that (B.8) holds is also a closed and bounded and convex set.

In the proof of Proposition 1 I argued that for any  $\{c_{kg}\}, \{c'_{kg}\} \in [y_\ell, y_u]^K$  with corresponding  $\{p_{kg}\}, \{p'_{kg}\} \in P_g$  that satisfy

$$\mathbb{E}[Y_i | G_i = g] = \sum_{k=1}^K c_{kg} p_{kg}, \quad \mathbb{E}[Y_i | G_i = g] = \sum_{k=1}^K c'_{kg} p'_{kg}, \quad (\text{B.9})$$

$$\mathbb{E}[Y_i | X_{\ell i} = x_{k,\ell}, G_i = g] \mathbb{P}[X_{\ell i} = x_{k,\ell} | G_i = g] = \sum_{j=1}^K \mathbb{1}\{x_{j,\ell} = x_{k,\ell}\} c_{kj} p_{kj}, \quad (\text{B.10})$$

$$\mathbb{E}[Y_i | X_{\ell i} = x_{k,\ell}, G_i = g] \mathbb{P}[X_{\ell i} = x_{k,\ell} | G_i = g] = \sum_{j=1}^K \mathbb{1}\{x_{j,\ell} = x_{k,\ell}\} c'_{kj} p'_{kj}, \quad (\text{B.11})$$

we know  $t c_{kg} + (1-t) \mathbb{E}[Y_i | G_i = g]$  and  $t c'_{kg} + (1-t) \mathbb{E}[Y_i | G_i = g]$  also satisfy (B.9) in place of  $c_{kg}$  and  $c'_{kg}$  respectively, for any  $t \in [0, 1]$ . Thus for any  $\sum_{k=1}^K \lambda_k \tilde{c}_{kg}$  between  $\sum_{k=1}^K \lambda_k c_{kg}$  and  $\sum_{k=1}^K \lambda_k c'_{kg}$ ,  $\{\tilde{c}_{kg}\}$  satisfies  $\mathbb{E}[Y_i | G_i = g] = \sum_{k=1}^K \tilde{c}_{kg} p_{kg}$ .

Note that, similar to the claim made in the proof of Proposition 1, since  $\mathbb{P}[X_{\ell i} = x_{k,\ell} | G_i = g] = \sum_{j=1}^K \mathbb{1}\{x_{j,\ell} = x_{k,\ell}\} p_{kj} = \sum_{j=1}^K \mathbb{1}\{x_{j,\ell} = x_{k,\ell}\} p'_{kj}$  it follows that (B.10) still holds when letting  $c_{kg} = \mathbb{E}[Y_i | X_{\ell i} = x_{k,\ell}, G_i = g]$  and (B.11) still holds when letting  $c'_{kg} = \mathbb{E}[Y_i | X_{\ell i} = x_{k,\ell}, G_i = g]$ .

Thus  $t c_{kg} + (1-t) \mathbb{E}[Y_i | X_{\ell i} = x_{k,\ell}, G_i = g]$  in place of  $c_{kg}$  and  $t c'_{kg} + (1-t) \mathbb{E}[Y_i | X_{\ell i} = x_{k,\ell}, G_i = g]$  in place of  $c'_{kg}$  also satisfy (B.10) and (B.11) respectively for any  $t \in [0, 1]$ . So for any  $\sum_{k=1}^K \lambda_k \tilde{c}_{kg}$  between  $\sum_{k=1}^K \lambda_k c_{kg}$  and  $\sum_{k=1}^K \lambda_k c'_{kg}$ ,  $\{\tilde{c}_{kg}\}$  in place of  $\{c_{kg}\}$  satisfies (B.10).

Thus any  $\sum_{k=1}^K \sum_{g=1}^G \mathbb{P}[G_i = g] \lambda_k \tilde{c}_{kg}$  between  $\sum_{k=1}^K \sum_{g=1}^G \mathbb{P}[G_i = g] \lambda_k c_{kg}$  and  $\sum_{k=1}^K \sum_{g=1}^G \mathbb{P}[G_i = g] \lambda_k c'_{kg}$  is in the set given by (B.7), meaning (B.7) is an interval. Thus the sharp identified set is an interval. The rest of Proposition 3 can be proved following arguments similar to those used in

the proof of Proposition 1. □

## B.5 Proof of Proposition 4

*Proof.* I prove the result for  $\hat{D}$  defined with respect to Proposition 1, then discuss the additional restrictions implied by Assumptions 2 and 3.

The result follows from the Theorem of the Maximum for the following correspondence:

$$\Gamma(y, \{g_{k,\ell}\}_{k,\ell}) = \arg \max_{\{p_k, c_k\}_k} \left( \arg \min_{\{p_k, c_k\}_k} \right) \left\{ \sum_{k=1}^K \lambda_k c_k \text{ s.t. } y = \sum_{k=1}^K c_k p_k, \sum_{k=1}^K p_k = 1, \right. \\ \left. g_{k,\ell} = \sum_{j=1}^K \mathbb{1}\{x_{j,\ell} = x_{k,\ell}\} p_j, c_k \in [y_\ell, y_u] \forall k, p_k \geq 0 \forall k \right\}.$$

Since the  $\widehat{Pr}[X_{\ell i} = x_{k,\ell} | G_i = g]$  are valid marginal distributions for  $X_i$  with respect to the assumed support, this correspondence is analogous to the set defined in Proposition 2; that is, the constraints in  $P_g$  will hold with  $v_r^+ = v_r^- = 0$ .

To apply the Theorem of the Maximum, I must show  $\Gamma$  is a continuous and compact-valued correspondence. That  $\Gamma$  is compact-valued follows because the constraints are intersections of non-parallel planes with a curve ( $y = \sum_{k=1}^K c_k p_k$ ) on a compact set ( $c_k \in [y_\ell, y_u], p_k \geq 0, \sum_{k=1}^K p_k = 1$ ).

Let  $(y^n, \{g_{k,\ell}^n\}_{k,\ell})$  be an arbitrary sequence such that  $(y^n, \{g_{k,\ell}^n\}_{\ell,j}) \rightarrow (y, \{g_{k,\ell}\}_{k,\ell})$  as  $n \rightarrow \infty$ , all  $y^n, y \in [y_\ell, y_u]$ , and the  $\{g_{k,\ell}^n\}_{k,\ell}$  are valid marginal distributions for  $\{X_{\ell i}\}_\ell$  given the assumed support. Let  $(\{p_k^n\}, \{c_k^n\})$  be an arbitrary sequence such that  $(\{p_k^n\}, \{c_k^n\}) \rightarrow (\{p_k\}, \{c_k\})$  as  $n \rightarrow \infty$  and for each  $n$ ,  $(\{p_k^n\}, \{c_k^n\}) \in \Gamma((y^n, \{g_{k,\ell}^n\}_{k,\ell}))$ . If we can show  $(\{p_k\}, \{c_k\}) \in \Gamma((y, \{g_{k,\ell}\}_{k,\ell}))$  then  $\Gamma$  is upper hemicontinuous.

Since  $\sum_{k=1}^K p_k^n = 1$  for all  $n$ ,  $p_k^n \geq 0$  for all  $k, n$ , and  $p_k^n \rightarrow p_k$  for all  $k$ , it follows that  $\sum_{k=1}^K p_k = 1$  and  $p_k \geq 0$  for all  $k$ . Since  $c_k^n \in [y_\ell, y_u]$  for all  $k, n$  and  $c_k^n \rightarrow c_k$  for all  $k$ , it follows that  $c_k \in [y_\ell, y_u]$  for all  $k$ . Since  $y^n = \sum_{k=1}^K p_k^n c_k^n$  for all  $k, n$  and  $y^n \rightarrow y$ ,  $d_k^n \rightarrow d_k, p_k^n \rightarrow p_k$  for all  $k, n$ , it follows that  $y = \sum_k p_k d_k$ . Since  $g_{k,\ell}^n = \sum_{j=1}^K \mathbb{1}\{x_{j,\ell} = x_{k,\ell}\} p_j^n$  for all  $k, \ell, n$  and we have  $p_k^n \rightarrow p_k, g_{k,\ell}^n \rightarrow g_{k,\ell}$  for all  $k, \ell$ , it follows that  $g_{k,\ell} = \sum_{j=1}^K \mathbb{1}\{x_{j,\ell} = x_{k,\ell}\} p_j$  for all  $k, \ell$ . Thus  $(\{p_k\}, \{c_k\}) \in \Gamma((y, \{g_{k,\ell}\}_{k,\ell}))$  and thus  $\Gamma$  is upper hemicontinuous.

Let  $(y^n, \{g_{k,\ell}^n\}_{k,\ell})$  be an arbitrary sequence such that  $(y^n, \{g_{k,\ell}^n\}_{\ell,j}) \rightarrow (y, \{g_{k,\ell}\}_{k,\ell})$  as  $n \rightarrow \infty$ , all  $y^n, y \in [y_\ell, y_u]$ , and  $\{g_{k,\ell}^n\}_{k,\ell}$  are valid marginal distributions for  $\{X_{\ell i}\}_\ell$  given the assumed support. Let  $(\{p_k\}, \{c_k\}) \in \Gamma(y, \{g_{k,\ell}\}_{k,\ell})$  be arbitrary. If we can show there exists a subsequence  $(y^{n_t}, \{g_{k,\ell}^{n_t}\}_{k,\ell})$  and sequence  $(\{p_k^t\}, \{c_k^t\})$  such that  $(\{p_k^t\}, \{c_k^t\}) \rightarrow (\{p_k\}, \{c_k\})$  as  $t \rightarrow \infty$  and  $(\{p_k^t\}, \{c_k^t\}) \in \Gamma(y^{n_t}, \{g_{k,\ell}^{n_t}\}_{k,\ell})$  for all  $t$ , then  $\Gamma$  is lower hemicontinuous.

We know that  $g_{k,\ell} = \sum_{j=1}^K \mathbb{1}\{x_{j,\ell} = x_{k,\ell}\} p_j$  and  $\sum_{k=1}^K p_k = 1$ . Because we assume each  $\{g_{k,\ell}\}$  is a valid marginal distribution of the covariates there are strictly less than  $K$  unique noncollinear equations in this system of equations. We can express these equations as a linear system  $Ap = g$ ,

where  $p = \{p_k\}$  and  $g = \{g_{k,\ell}\}_{k,\ell}$ , and all solutions are given by  $p = A^+g + (I - A^+A)w$ , where  $A^+$  is the Moore-Penrose inverse and  $w$  is any arbitrary vector of correct dimension.

Thus the solution  $\{p_k\}$  to this system of linear equations is continuous in  $\{g_{k,\ell}\}_{k,\ell}$ . Therefore for each  $t$  there exists  $n_t$  large enough that we can find  $\{p_k^t\}$  arbitrarily close to  $\{p_k\}$  such that  $g_{k,\ell}^{n_t} = \sum_{j=1}^K \mathbb{1}\{x_{j,\ell} = x_{k,\ell}\}p_j^t$  and  $\sum_{k=1}^K p_k^t = 1$ . Such a solution exists because we assume  $\hat{D}$  is always nonempty.

Recall each  $p_k \geq 0$ . In fact, the proposition imposes as an assumption that we only need consider  $\{p_k\}$  such that each  $p_k > 0$ . Thus we can make  $p_k^t \geq 0$  for each  $k$ . Thus we can construct a sequence  $\{p_k^t\}$  with corresponding subsequence  $\{g_{k,\ell}^{n_t}\}_{k,\ell}$  such that  $g_{k,\ell}^{n_t} = \sum_{j=1}^K \mathbb{1}\{x_{j,\ell} = x_{k,\ell}\}p_j^t$  for all  $t$ ,  $\sum_{k=1}^K p_k^t = 1$  for all  $t$ ,  $p_k^t \geq 0$  for all  $k$ , and  $p_k^t \rightarrow p_k$  for all  $k$  as  $t \rightarrow \infty$ .

Given this sequence  $\{p_k^t\}$ , we need to find a corresponding sequence  $\{c_k^t\}$  and subsequence  $\{y^{n_t}\}$  such that  $y^{n_t} = \sum_{k=1}^K c_k^t p_k^t$  and  $c_k^t \in [y_\ell, y_u]$  for all  $k, t$ . Note that we can write the equation  $y = \sum_{k=1}^K c_k p_k$  as  $p'c = y$  and consider the Moore-Penrose representation of the set of all solutions  $c$ . As a matrix algebra result, it is true that the Moore-Penrose inverse of  $p$  is continuous, that is  $(p_t)^+ \rightarrow p^+$  as long as the rank of  $p_t$  is the same as the rank of  $p$  for all  $t$ . Since the rank of  $p_t$  and  $p$  is always 1, it follows that the solution  $c$  to the equation is continuous in  $p$  and  $y$ .

Therefore for each  $t$  there exists  $n_t$  large enough that we can find  $\{\tilde{c}_k^t\}$  arbitrarily close to  $\{c_k\}$  with  $y^{n_t} = \sum_{k=1}^K \tilde{c}_k^t p_k^t$  (with some relabeling of the  $\{p_k^t\}$  sequence indices as necessary). We know  $c_k \in [y_\ell, y_u]$  for each  $k$ , but it may be the case that  $\tilde{c}_k^t \notin [y_\ell, y_u]$  for some  $k$ . However for those  $k$  we will have  $\tilde{c}_k^t$  arbitrarily close to  $[y_\ell, y_u]$ . As argued in the proof of Proposition 1 it also holds that  $y^{n_t} = \sum_{k=1}^K y^{n_t} p_k^t$  (and we know  $y^{n_t} \in [y_\ell, y_u]$ ), meaning there exists another feasible  $\{c_k^t\}$  between  $\{\tilde{c}_k^t\}$  and  $(y^{n_t}, \dots, y^{n_t})$  that is arbitrarily close to  $\{\tilde{c}_k^t\}$  but with  $c_k^t \in [y_\ell, y_u]$  for all  $k$ .

Thus we have sequence  $(\{p_k^t\}, \{c_k^t\})$  with corresponding subsequence  $(y^{n_t}, \{g_{k,\ell}^{n_t}\}_{k,\ell})$  such that  $(\{p_k^t\}, \{c_k^t\}) \rightarrow (\{p_k\}, \{c_k\})$  as  $t \rightarrow \infty$ , and  $(\{p_k^t\}, \{c_k^t\}) \in \Gamma(y^{n_t}, \{g_{k,\ell}^{n_t}\}_{k,\ell})$ . Therefore  $\Gamma$  is lower hemicontinuous.

We have shown  $\Gamma$  is a continuous and compact-valued correspondence. This means that  $\hat{L}_g$  and  $\hat{U}_g$  are continuous functions of  $\bar{Y}_g$  and all  $\widehat{Pr}[X_{\ell i} = x_{k,\ell} | G_i = g]$ . We also know that the population  $L_g$  and  $U_g$  is the same continuous function of  $\mathbb{E}[Y_i | G_i = g]$  and all  $\mathbb{P}[X_{\ell i} = x_{k,\ell} | G_i = g]$ . Because  $\bar{Y}_g$  and all  $\widehat{Pr}[X_{\ell i} = x_{k,\ell} | G_i = g]$  are consistent by the law of large numbers together with the continuous mapping theorem, the continuous mapping theorem gives us that  $\hat{L}_g \xrightarrow{p} L_g$  and  $\hat{U}_g \xrightarrow{p} U_g$  as  $n \rightarrow \infty$  for all  $g$ .

The law of large numbers also gives us that  $\widehat{Pr}[G_i = g]$  is consistent, so that by continuous mapping theorem again we have that the lower and upper bounds of  $\hat{D}$  converge to the lower and upper bounds of  $D$ .

To accommodate the restriction that  $S_g c \leq a_g$  under Assumption 2 in correspondence  $\Gamma$ , note that any sequence  $\{c_k^n\} \rightarrow \{c_k\}$  with  $(\{p_k^n\}, \{c_k^n\}) \in \Gamma((y^n, \{g_{k,\ell}^n\}_{k,\ell}))$  satisfies  $S_g c^n \leq a_g$  and thus  $S_g c \leq a_g$  by continuity as well. So upper hemicontinuity is maintained.

The assumption that  $\hat{D}$  is nonempty ensures that for  $(y^n, \{g_{k,\ell}^n\}_{k,\ell}) \rightarrow (y, \{g_{k,\ell}\}_{k,\ell})$  there

exists  $(\{p_k\}, \{c_k\}) \in \Gamma(y, \{g_{k,\ell}\}_{k,\ell})$  and that  $\Gamma(y^{n^t}, \{g_{k,\ell}^{n^t}\}_{k,\ell})$  is nonempty. Let  $(\{p_k^t\}, \{c_k^t\}) \in \Gamma(y^{n^t}, \{g_{k,\ell}^{n^t}\}_{k,\ell})$  be a sequence such that  $\max_k \{|p_k^t - p_k|, |c_k^t - c_k|\}$  is minimized over  $(\{p_k^t\}, \{c_k^t\}) \in \Gamma(y^{n^t}, \{g_{k,\ell}^{n^t}\}_{k,\ell})$  for each  $t$ .

I claim  $(\{p_k^t\}, \{c_k^t\}) \rightarrow (\{p_k\}, \{c_k\})$ . From the restrictions that  $g_{k,\ell}^{n^t} = \mathbb{1}\{x_{j,\ell} = x_{k,\ell}\}p_j^t$  we know  $\max_k \sum_{k=1}^K |p_k^t - p_k| \rightarrow 0$  as discussed above with the Moore-Penrose inverse solution to the linear system, so  $\{p_k^t\} \rightarrow \{p_k\}$ . And if  $\max_k \sum_{k=1}^K |c_k^t - c_k| \not\rightarrow 0$  then  $c_k^t p_k^t \not\rightarrow c_k p_k$ , meaning the constraint  $y = \sum_{k=1}^K c_k p_k$  cannot hold either as  $y^{n^t} \rightarrow y$ . Thus it must be that  $\{c_k^t\} \rightarrow \{c_k\}$  and so lower hemicontinuity is also maintained because  $S_g c^t \leq a_g$  by assumption.

To accommodate the restriction

$$y_{k,\ell} g_{k,\ell} = \sum_{j=1}^K \mathbb{1}\{x_{j,\ell} = x_{k,\ell}\} c_j p_j \quad (\text{B.12})$$

under Assumption 3 in correspondence  $\Gamma$ , note that any sequence  $(\{p_k^n\}, \{c_k^n\}) \rightarrow (\{p_k\}, \{c_k\})$  with  $(\{p_k^n\}, \{c_k^n\}) \in \Gamma(y^n, \{g_{k,\ell}^n\}_{k,\ell}, \{y_{k,\ell}^n\}_{k,\ell})$  satisfies

$$y_{k,\ell}^n g_{k,\ell}^n = \sum_{j=1}^K \mathbb{1}\{x_{j,\ell} = x_{k,\ell}\} c_j^n p_j^n,$$

and thus (B.12) holds by continuity as well. So upper hemicontinuity is maintained.

The assumption that  $\hat{D}$  is nonempty ensures that for  $(y^n, \{g_{k,\ell}^n\}_{k,\ell}, \{y_{k,\ell}^n\}_{k,\ell}) \rightarrow (y, \{g_{k,\ell}\}_{k,\ell}, \{y_{k,\ell}\}_{k,\ell})$  there exists  $(\{p_k\}, \{c_k\}) \in \Gamma(y, \{g_{k,\ell}\}_{k,\ell}, \{y_{k,\ell}\}_{k,\ell})$  and that  $\Gamma(y^{n^t}, \{g_{k,\ell}^{n^t}\}_{k,\ell}, \{y_{k,\ell}^{n^t}\}_{k,\ell})$  is nonempty. Let  $(\{p_k^t\}, \{c_k^t\}) \in \Gamma(y^{n^t}, \{g_{k,\ell}^{n^t}\}_{k,\ell}, \{y_{k,\ell}^{n^t}\}_{k,\ell})$  be a sequence such that  $\max_k \{|p_k^t - p_k|, |c_k^t - c_k|\}$  is minimized over  $(\{p_k^t\}, \{c_k^t\}) \in \Gamma(y^{n^t}, \{g_{k,\ell}^{n^t}\}_{k,\ell}, \{y_{k,\ell}^{n^t}\}_{k,\ell})$  for each  $t$ .

I claim  $(\{p_k^t\}, \{c_k^t\}) \rightarrow (\{p_k\}, \{c_k\})$ . From the restrictions that  $g_{k,\ell}^{n^t} = \mathbb{1}\{x_{j,\ell} = x_{k,\ell}\}p_j^t$  we know  $\max_k \sum_{k=1}^K |p_k^t - p_k| \rightarrow 0$  as discussed above with the Moore-Penrose inverse solution to the linear system. And if  $\max_k \sum_{k=1}^K |c_k^t - c_k| \not\rightarrow 0$  then  $c_k^t p_k^t \not\rightarrow c_k p_k$ , meaning the constraints  $y = \sum_{k=1}^K c_k p_k$  and  $y_{k,\ell} g_{k,\ell} = \sum_{j=1}^K \mathbb{1}\{x_{j,\ell} = x_{k,\ell}\} c_j p_j$  cannot hold either as  $y^{n^t} \rightarrow y, g_{k,\ell}^{n^t} \rightarrow g_{k,\ell}, y_{k,\ell}^{n^t} \rightarrow y_{k,\ell}$ . Thus it must be that  $\{c_k^t\} \rightarrow \{c_k\}$  and so lower hemicontinuity is also maintained.  $\square$

## B.6 Proof of Proposition 5

*Proof.* Using the Bonferroni correction means that the probability that the population analogue of every single sample observation is contained in its confidence interval has limit greater than  $1 - \alpha$ .

Note that if all population analogues of the sample observations are jointly in their respective confidence intervals then any  $\{c_{kg}\}$  and  $\{p_{kg}\}$  consistent with the population  $P_g$  and  $L_g, U_g$  constraints in the formulation of  $D$  are also consistent with the  $\hat{P}_{g,CI}$  and  $\hat{L}_{g,CI}, \hat{U}_{g,CI}$  constraints in the formulation of  $\hat{D}_{CI}$ . Thus the set of  $\sum_{k=1}^K \lambda_k c_{kg}$  consistent with the population  $P_g$  and  $L_g, U_g$  constraints in the formulation of  $D$  is a subset of the set of  $\sum_{k=1}^K \lambda_k c_{kg}$  consistent with the  $\hat{P}_{g,CI}$  and  $\hat{L}_{g,CI}, \hat{U}_{g,CI}$  constraints in the formulation of  $\hat{D}_{CI}$ . And if the true  $\mathbb{P}[G_i = g]$  are all contained

in their confidence intervals, it follows that  $D \subseteq \hat{D}_{CI}$ .

Since the event that all population analogues of the sample observations are jointly in their respective confidence intervals happens with probability approaching at least  $1 - \alpha$ , it follows that  $\lim_{n \rightarrow \infty} \mathbb{P}[D \subseteq \hat{D}_{CI}] \geq 1 - \alpha$ .  $\square$

## B.7 Proof of Corollary A.1

*Proof.* For given weights  $\lambda_1, \dots, \lambda_K$  and any fixed  $\{p_{kg}\} \in P_g$ , relabel the indices  $k = 1, \dots, K$  so that  $\frac{\lambda_1}{p_{1g}} \geq \dots \geq \frac{\lambda_K}{p_{Kg}}$ , where if  $p_{kg} = 0$  we define  $\frac{\lambda_k}{p_{kg}} \equiv +\infty$ .

Note that the proposed solution in Corollary A.1 is feasible. We will take advantage of strong duality (because Slater's condition holds) and use the joint feasibility and satisfaction of complementary slackness for proposed solutions to the primal and dual problems to show optimality.

For simplicity, we will consider slightly different programs

$$\min_{\{\tilde{c}_{kg}\} \in [0, y_u - y_\ell]^K} \sum_{k=1}^K \lambda_k \tilde{c}_{kg} \text{ s.t. } \mathbb{E}[Y_i | G_i = g] - y_\ell = \sum_{k=1}^K \tilde{c}_{kg} p_{kg}$$

and

$$\max_{\{\tilde{c}_{kg}\} \in [0, y_u - y_\ell]^K} \sum_{k=1}^K \lambda_k \tilde{c}_{kg} \text{ s.t. } \mathbb{E}[Y_i | G_i = g] - y_\ell = \sum_{k=1}^K \tilde{c}_{kg} p_{kg}.$$

Note that for the  $\tilde{c}_{kg}$  that solve the above programs,  $c_{kg} = \tilde{c}_{kg} + y_\ell$  solves the original programs.

The dual of the minimization program is

$$\max_{u \in \mathbb{R}, v \in \mathbb{R}^{2K}} -(\mathbb{E}[Y_i | G_i = g] - y_\ell)u - (y_u - y_\ell) \sum_{i=1}^K v_i \text{ s.t. } -p_{kg}u - v_k \leq \lambda_k \quad \forall k = 1, \dots, K, v_i \geq 0 \quad \forall i = 1, \dots, K.$$

Let  $k$  be such that  $(y_u - y_\ell) \sum_{j=1}^{k-1} p_{jg} \leq y_u - \mathbb{E}[Y_i | G_i = g] < (y_u - y_\ell) \sum_{j=1}^k p_{jg}$  holds.

Consider a solution to the dual where  $v_i = 0$  for all  $i \leq k$ , and for  $i \geq k$  we have that  $v_i$  satisfies  $-p_{ig}u - v_i = \lambda_i$ , meaning  $u = -\frac{\lambda_k}{p_{kg}}$ . Thus for  $i > k$  we have  $v_i > 0$  because  $-p_{ig}u = \frac{\lambda_k p_{ig}}{p_{kg}} \geq \lambda_i$ . Clearly this is a feasible solution. We can verify it produces the same objective as the original minimization program.

We see that complementary slackness holds with the condition that  $\tilde{c}_{ig} \leq y_u - y_\ell$  for all  $i$  and  $v_i \geq 0$  for all  $i$  because  $c_{ig} \neq y_u$  for all  $i \leq k$  while  $v_i = 0$  for all  $i \leq k$ . Complementary slackness holds with the condition that  $\tilde{c}_{ig} \geq 0$  for all  $i$  and  $-p_{ig}u - v_i \leq \lambda_i$  for all  $i$  because  $c_{ig} \neq y_\ell$  for all  $i \geq k$  while  $-p_{ig}u - v_i = \lambda_i$  for all  $i \geq k$ .

Thus the proposed solution for the minimization problem is optimal.

Similarly, the dual of the maximization linear program is

$$\min_{u \in \mathbb{R}, v \in \mathbb{R}^{2K}} (\mathbb{E}[Y_i | G_i = g] - y_\ell)u + (y_u - y_\ell) \sum_{i=1}^K v_i \text{ s.t. } p_{kg}u + v_k \geq \lambda_k \quad \forall k = 1, \dots, K, v_i \geq 0 \quad \forall i = 1, \dots, K.$$

Let  $k$  be such that  $(y_u - y_\ell) \sum_{j=1}^{k-1} p_{jg} \leq \mathbb{E}[Y_i|G_i = g] < (y_u - y_\ell) \sum_{j=1}^k p_{jg}$  holds.

Consider a solution to the dual where  $v_i = 0$  for all  $i \geq k$ , and for  $i \leq k$  we have that  $v_i$  satisfies  $p_{ig}u + v_i = \lambda_i$ , meaning  $u = \frac{\lambda_k}{p_{kg}}$ . Thus for  $i < k$  we have  $v_i > 0$  because  $p_{ig}u = \frac{\lambda_k p_{ig}}{p_{kg}} \leq \lambda_i$ . Clearly this is a feasible solution. We can verify it produces the same objective as the original minimization program.

We see that complementary slackness holds with the condition that  $\tilde{c}_{ig} \leq y_u - y_\ell$  for all  $i$  and  $v_i \geq 0$  for all  $i$  because  $c_{ig} \neq y_u$  for all  $i \geq k$  while  $v_i = 0$  for all  $i \geq k$ . Complementary slackness holds with the condition that  $\tilde{c}_{ig} \geq 0$  for all  $i$  and  $p_{ig}u + v_i \geq \lambda_i$  for all  $i$  because  $c_{ig} \neq y_\ell$  for all  $i \leq k$  while  $p_{ig}u + v_i = \lambda_i$  for all  $i \leq k$ .

Thus the proposed solution for the maximization problem is optimal.  $\square$

## B.8 Proof of Proposition A.1

*Proof.* Note that since  $Y_i$  is binary,  $y_\ell = 0$  and  $y_u = 1$ . First I show that  $D \subseteq D^F$ .

Since  $D$  is truly an interval, as proved when proving Proposition 1, there exists some  $\{c_{kg}\}_{k,g}, \{p_{kg}\}_{k,g}$  that satisfy the constraints of  $L_g, U_g$ , and  $P_g$  where  $\sum_{g=1}^G \mathbb{P}[G_i = g] \sum_{k=1}^K \lambda_k c_{kg} \in D$ .

By an argument analogous to that given in the proof of Proposition 1, the set of each  $c_{kg}$  that satisfy the constraints is the sharp identified set for  $\mathbb{E}[Y_i|X_i = x_k, G_i = g]$ . Thus it is sufficient to show that for each  $k, g$ ,

$$\frac{L_g(1, x_k)}{L_g(1, x_k) + U_g(0, x_k)} \leq \mathbb{E}[Y_i|X_i = x_k, G_i = g] \leq \frac{U_g(1, x_k)}{U_g(1, x_k) + L_g(0, x_k)}.$$

This means  $\left[ \frac{L_g(1, x_k)}{L_g(1, x_k) + U_g(0, x_k)}, \frac{U_g(1, x_k)}{U_g(1, x_k) + L_g(0, x_k)} \right]$  are also bounds, so it follows that

$$\frac{L_g(1, x_k)}{L_g(1, x_k) + U_g(0, x_k)} \leq c_{kg} \leq \frac{U_g(1, x_k)}{U_g(1, x_k) + L_g(0, x_k)}.$$

and thus  $\sum_{g=1}^G \mathbb{P}[G_i = g] \sum_{k=1}^K \lambda_k c_{kg} \in D^F$ .

Note

$$\begin{aligned} \mathbb{E}[Y_i|X_i = x_k, G_i = g] &= \mathbb{P}[Y_i = 1|X_i = x_k, G_i = g] \\ &= \frac{\mathbb{P}[Y_i = 1, X_i = x_k|G_i = g]}{\mathbb{P}[X_i = x_k|G_i = g]} \\ &= \frac{\mathbb{P}[Y_i = 1, X_i = x_k|G_i = g]}{\mathbb{P}[Y_i = 1, X_i = x_k|G_i = g] + \mathbb{P}[Y_i = 0, X_i = x_k|G_i = g]}. \end{aligned}$$

One can check that the function  $\frac{x}{x+y}$  is increasing in  $x$  and decreasing in  $y$ ; thus  $\mathbb{E}[Y_i|X_i = x_k, G_i = g]$  attains its minimum when  $\mathbb{P}[Y_i = 1, X_i = x_k|G_i = g]$  is as small as possible and  $\mathbb{P}[Y_i = 0, X_i = x_k|G_i = g]$  is as large as possible. Similarly  $\mathbb{E}[Y_i|X_i = x_k, G_i = g]$  attains its maximum when  $\mathbb{P}[Y_i = 1, X_i = x_k|G_i = g]$  is as large as possible and  $\mathbb{P}[Y_i = 0, X_i = x_k|G_i = g]$  is as small as possible.

Since  $\mathbb{P}[Y_i = 0, X_i = x_k | G_i = g] \in [L_g(0, x_k), U_g(0, x_k)]$  and  $\mathbb{P}[Y_i = 1, X_i = x_k | G_i = g] \in [L_g(1, x_k), U_g(1, x_k)]$ , it follows then that  $\mathbb{E}[Y_i | X_i = x_k, G_i = g] \in \left[ \frac{L_g(1, x_k)}{L_g(1, x_k) + U_g(0, x_k)}, \frac{U_g(1, x_k)}{U_g(1, x_k) + L_g(0, x_k)} \right]$ .

Now note that if the Fréchet inequalities on  $\mathbb{P}[Y_i = y, X_i = x_k | G_i = g]$  are sharp for all  $y \in \{0, 1\}, k = 1, \dots, K, g = 1, \dots, G$  then  $\mathbb{P}[Y_i = 0, X_i = x_k | G_i = g]$  attains its minimum at  $L_g(0, x_k)$  and its maximum at  $U_g(0, x_k)$ , and  $\mathbb{P}[Y_i = 1, X_i = x_k | G_i = g]$  attains its minimum at  $L_g(1, x_k)$  and its maximum at  $U_g(1, x_k)$ . Thus bounds  $\left[ \frac{L_g(1, x_k)}{L_g(1, x_k) + U_g(0, x_k)}, \frac{U_g(1, x_k)}{U_g(1, x_k) + L_g(0, x_k)} \right]$  on  $\mathbb{E}[Y_i | X_i = x_k, G_i = g]$  are indeed sharp and so  $D = D^F$ .  $\square$