

# Killing versus branching: Unexplored facets of diffusive relaxation.

Piotr Garbaczewski and Mariusz Żaba  
*Institute of Physics, University of Opole, 45-052 Opole, Poland*  
(Dated: March 13, 2024)

We analyze the relaxation dynamics of Feynman-Kac path integral kernel functions in terms of branching diffusion processes with killing. This sheds new light on the admissible path-wise description of the relaxation to equilibrium for conditioned Brownian motions, and diffusion processes with absorbing boundaries, where Feynman-Kac kernels appear as the building blocks of inferred transition probability density functions.

## I. MOTIVATION.

The present endeavour departs directly from the discussion of various aspects of the relaxation vs killing intertwine in the path-wise analysis of the Brownian motion in trapping enclosures, c.f. [1–3]. That actually stems from the pseudo-Schrödinger reformulation of the Fokker-Planck dynamics, [4, 5], and the validity of the Feynman (respectively Feynman-Kac) path integration route in the derivation of integral kernels of closely related motion operators  $\exp(tL^*)$  and  $\exp(-tH)$ , [6–8, 10], c.f. also [11–13].

Here  $L^*$  stands for the Fokker-Planck generator, while  $H$  for the associated Schrödinger-type Hamiltonian, [1, 5, 8]. We point out that the integral kernels in question are transition probability densities  $p(y, s, x, t) = [\exp(tL^*)](y, x)$ ,  $0 \leq s < t$  of the diffusion process and (Euclidean) propagators  $k(y, s, x, t) = [\exp(-tH)](y, x)$  of the generalised Schrödinger equation, where  $H = -(1/2)\Delta + \mathcal{V}$ , and the potential function  $\mathcal{V}(x)$  may take negative values on bounded domains, while being bounded from below.

We focus on Markovian diffusion processes driven by conservative (gradient) time-independent drift fields. Let us consider a diffusion process  $X(t)$ , associated with the stochastic differential equation of the Langevin-type, (here interpreted in terms of infinitesimal time increments)

$$dX(t) = b(X(t))dt + \sqrt{2\nu}dW(t), \quad (1)$$

where  $b(x)$  stands for a forward drift,  $\nu$  is a diffusion constant ( $2\nu$  is interpreted as the variance parameter), and  $W(t)$  is the normalised Wiener noise in  $R$ , defined by expectation values  $\langle W \rangle = 0$  and  $\langle W(s)W(t) \rangle = \delta(s - t)$ .

From now on we rescale the diffusion coefficient to the value  $\nu = 1/2$ , to conform with the notation of [1, 7, 8]. Accordingly, if an initial probability density function  $\rho_0(x)$  is given, its time evolution  $\rho_0(x) = \rho(x, 0) \rightarrow \rho(x, t) = [\exp(tL^*)\rho_0](x)$  follows the Fokker-Planck equation:

$$\partial_t \rho = \frac{1}{2} \Delta \rho - \nabla(b\rho) = L^* \rho, \quad (2)$$

where the operator  $L^* = \nu\Delta - \nabla(b \cdot)$  is a Hermitian  $L^2(R)$  adjoint of the, traditionally favored by mathematicians, diffusion generator  $L = \nu\Delta + b\nabla$ , [5].

We anticipate the existence of a transition probability density function  $p(y, s, x, t)$ ,  $0 \leq s < t \leq T$ , ( $T \rightarrow \infty$  is admissible) for the diffusion process (1), (2):  $\rho(x, t) = \int p(y, s, x, t)\rho(y, s)dy$ . We presume  $p(y, s, x, t)$  to be a (possibly fundamental) solution of the F-P equation, with respect to variables  $x$  and  $t$ , i.e.  $\partial_t p(y, s, x, t) = L_x^* p(y, s, x, t)$ .

## A. Relaxation regime.

Given  $\rho(x, t)$  solving Eq. (2). Let us introduce an osmotic velocity field  $u = \ln \rho^{1/2}$  and the current velocity field  $v = b - u$ , with  $v = -\nabla\phi$ , where  $\phi = \phi(x)$  is time-independent. We can readily rewrite the F-P equation as the continuity equation  $\partial_t \rho = -\nabla j$ , where  $j = v \cdot \rho$  has a standard interpretation of a probability current.

We assume that the diffusion process asymptotically relaxes to the stationary (invariant) strictly positive pdf,  $\rho(x, t) \rightarrow \rho_*(x)$  as  $t \rightarrow \infty$ . In the stationary regime we have  $j \rightarrow j_* = 0$  and thence  $v \rightarrow v_* = 0$ . Since  $b$  is time-independent, the drift field potential (presumed to be confining)  $\phi(x)$  becomes correlated with  $\rho_*$ :  $b = u_* = \nabla \ln \rho_*^{1/2} = -\nabla\phi$ . Accordingly, a stationary solution of the Fokker-Planck equation actually appears in the form (Gibbs-Boltzmann by provenance, [1])  $\rho_*(x) = (1/Z) \exp[-U(x)]$ , with the normalization constant  $Z = \int_R \exp(-U)dx$ , where  $U(x) = 2\phi(x)$ .

Following a standard procedure [4, 5], given a stationary density  $\rho_*(x)$ , one can transform the Fokker-Planck dynamics into an associated Hermitian (Schrödinger-type) dynamical problem in  $L^2(R)$ , by means of a factorisation:

$$\rho(x, t) = \Psi(x, t)\rho_*^{1/2}(x). \quad (3)$$

Indeed, the Fokker-Planck evolution of  $\rho(x, t)$  implies the validity of the generalized diffusion (Schrödinger-type) equation

$$\partial_t \Psi = \frac{1}{2} \Delta \Psi - \mathcal{V} \Psi = -H \Psi, \quad (4)$$

for  $\Psi(x, t) = [e^{(-tH)} \Psi](x)$ , with  $\Psi(x, 0) = \rho(x, 0) / \rho_*^{1/2}(x)$ .

Note that the  $\rho(x, t) \rightarrow \rho_*(x)$  as  $t \rightarrow \infty$ , needs to be paralleled by  $\Psi(x, t) \rightarrow \rho_*^{1/2}(x)$ , hence  $\Psi(x, t)$  itself exhibits the relaxation behavior (its path-wise implementation is actually the main focus of the present paper).

We demand that  $H \rho_*^{1/2} = 0$ , which implies that the admissible functional form of the potential function  $\mathcal{V}(x)$  derives as a function of  $\rho_*^{1/2}(x)$ , [1]:

$$\mathcal{V}(x) = \frac{1}{2} \frac{\Delta \rho_*^{1/2}}{\rho_*^{1/2}} = \frac{1}{2} (b^2 + \nabla b) = \frac{1}{2} [(\nabla \phi)^2 - \Delta \phi], \quad (5)$$

with  $b(x) = -\nabla \phi(x)$ . Note that proceeding in reverse, the functional form (5) of the potential function  $\mathcal{V}(x)$  is a guarantee for the existence of the bottom eigenvalue zero of the Hermitian operator  $H = -\frac{1}{2} \Delta + \mathcal{V}$ , associated with a strictly positive ground state  $\rho_*^{1/2}(x)$ .

We note, that by its very derivation, the potential function  $\mathcal{V}(x)$  is not necessarily positive definite, nor non-negative, but surely is bounded from below and continuous (this is secured by the properties of  $\rho_*(x)$  and thence  $\phi(x) = \nabla \ln \rho_*^{1/2}$ ). This admissible negativity property of  $\mathcal{V}(x)$  on bounded subsets of  $R$  will be of relevance in our further discussion. We shall relate it to the concept of trajectory cloning (branching) for killed diffusion processes.

## B. Path integration hints.

Let us notice that by employing the identity  $\nabla(b\rho) = (b\nabla)\rho + \rho(\nabla b)$  we can rewrite the F-P operator  $L^*$ , Eq. (2), as follows

$$L^* = \frac{1}{2} \Delta - b\nabla - (\nabla b) = \frac{1}{2} (\nabla - b)^2 - \mathcal{V}, \quad (6)$$

where  $\mathcal{V}$  has been previously defined in Eq. (5), c.f. [8].

It is known, [6–8], that the transition probability densities of the diffusion processes in question, actually coincides with the integral kernel of the motion operator  $\exp(tL^*)$ :

$$p(\vec{y}, s, \vec{x}, t) = [e^{L^*(t-s)}](\vec{y}, \vec{x}). \quad (7)$$

Moreover, [6], Fokker-Planck transition probability density functions and probability densities, for diffusions with (non)conservative drifts, are known to be amenable to Feynman's path integration routines. In case of conservative drifts, this can be achieved by means of a multiplicative (Doob-like) conditioning of the related (strictly positive) Feynman-Kac kernels, [1–3, 6, 8–10], provided the existence of stationary pdfs is granted.

The path integral context for drifted diffusion processes has been revived in Refs. [6–8], through the formula "for the propagator associated with the Langevin system" (1) (e.g. the integral kernel of the operator  $\exp(tL^*)$ ):

$$p(y, 0, x, t) = \exp(L^*t)(y, x) = \int_{x(\tau=0)=y}^{x(\tau=t)=x} \mathcal{D}x(\tau) \exp \left[ - \int_0^t d\tau \mathcal{L}(x(\tau), \dot{x}(\tau)) \right], \quad (8)$$

where the  $\tau$ -dynamics stems from the (actually Euclidean) Lagrangian  $\mathcal{L}$ :

$$\mathcal{L}(x(\tau), \dot{x}(\tau)) = \frac{1}{2} [\dot{x}(\tau) - b(x(\tau))]^2 + \frac{1}{2} \nabla b(x(\tau)) = \frac{1}{2} \dot{x}^2(\tau) - \dot{x}(\tau)b(x(\tau)) + \mathcal{V}(x(\tau)), \quad (9)$$

with  $\mathcal{V}(x)$  given by Eq. (5).

**Remark 1:** We recall that the "normal" (e.g. non-Euclidean) classical Lagrangian would have the form  $L = T - V$  with  $T = \dot{x}^2/2$  and  $V(\dot{x}, x, t) = \mathcal{V} - \dot{x}b$ . The diffusion-induced Lagrangian (9) clearly has the Euclidean form  $\mathcal{L} = \mathcal{T} + V$ .

Let us consider the action functional (e.g. minus exponent) in Eq. (8), in association with the drift field  $b = -\nabla\phi = \nabla \ln \rho_*^{1/2}$ . We readily infer that the term  $\dot{x}(\tau)b(x(\tau))$  in the Lagrangian (9) contributes:

$$\int_0^t \dot{x}[-\nabla\phi(x(\tau))]d\tau = -\int_0^t \frac{d}{d\tau}\phi(x(\tau))d\tau = \phi(x(0)) - \phi(x(t)) \quad (10)$$

to the action functional.

Therefore, the related probability density function (path integral kernel of  $\exp(tL^*)$ ) can be rewritten in the form:

$$p(y, 0, x, t) = e^{\phi(y)-\phi(x)} k(y, 0, x, t) \quad (11)$$

where the new function  $k(y, 0, x, t)$  is no longer a transition probability density (does not integrate to one) but an integral kernel of another motion operator (actually  $\exp(-tH)$ , c.f. Eq. (4)):

$$k(y, 0, x, t) = \int_{x(\tau=0)=y}^{x(\tau=t)=x} \mathcal{D}x(\tau) \exp\left[-\int_0^t d\tau \mathcal{L}_{st}(x(\tau), \dot{x}(\tau))\right], \quad (12)$$

where

$$\mathcal{L}_{st}(\vec{x}(\tau), \dot{\vec{x}}(\tau)) = \frac{1}{2}\dot{\vec{x}}^2(\tau) + \mathcal{V}(\vec{x}(\tau)) \quad (13)$$

and  $\mathcal{V}$  is given by Eq.(5).

On the operator level, the passage from the transition kernel  $p$  of (8) to  $k$  of (12), amounts to the similarity transformation, [1, 5, 7, 8]:

$$H = e^\phi L^* e^{-\phi} = -\frac{1}{2}\Delta + \mathcal{V}, \quad (14)$$

which in fact "stays behind" the transformation (3), mapping the Fokker-Plack equation into the generalised heat (Schrödinger-type) equation. The outcome can be readily verified by resorting to the operator identity  $e^\phi \vec{\nabla} e^{-\phi} = \vec{\nabla} - (\vec{\nabla}\phi)$ .

Accordingly, we have  $[\exp(-tH)](\vec{y}, \vec{x}) = k(\vec{y}, 0, \vec{x}, t)$ , whose path integral evaluation reduces to the Feynman-Kac formula (12), [9, 10, 14].

Concerning the generalised diffusion equation (4), we clearly have  $\Psi(x, t) = [e^{(-tH)}\Psi](x)$  with  $H$ , Eq. (14). It is useful to mention that for an undisputable validity of the formalism, we need to impose some assumptions upon the potential function  $\mathcal{V}$ : to be continuous and bounded from below function, plus an implicit technical assumption that  $H$  is not merely Hermitian, but a selfadjoint operator, [10, 14]. Then, we know that  $k(y, 0, x, t) = k(x, 0, y, t)$  is positive symmetric integral kernel of the semigroup operator  $\exp(-tH)$ , given by the Feynman-Kac formula with an explicit  $\mathcal{V}$  entry, c.f. [2, 3, 14, 15]. We emphasize that  $\mathcal{V}$  may take negative values, while being bounded from below.

### C. What does the Feynman-Kac formula tell us about the trajectories fate/destiny ?

While in the path integral vein, we recall that the Feynman-Kac formula can be redefined as a weighted integral over sample paths of the Wiener process (colloquially, the free Brownian motion), with the conditional Wiener path measure  $\mu_{(y,0,x,t)}(\omega)$  being involved, [10, 14, 15] :

$$k(y, 0, x, t) = [\exp(-tH)](y, x) = \int \exp\left[-\int_0^t \mathcal{V}(\omega(\tau))d\tau\right] d\mu_{(y,0,x,t)}(\omega). \quad (15)$$

Here paths  $\omega$  originate from  $y$  at time  $t = 0$  and their destination is  $x$  to be reached at time  $t > 0$ ). In passing we note that in contrast to the kernel function  $k(y, 0, x, t)$ , transition pdfs  $p(y, 0, x, t)$  are not symmetric functions of  $x$  and  $y$ .

We may here try to imagine a pictorial view of the Brownian motion in potential energy landscapes, as set by Feynman-Kac potential spatial profiles. The Wiener path measure in Eq. (15) refers to paths of the free (undisturbed) Brownian motion, and it is the exponential factor which represents, [14], "the distortion of the distribution of free-particle paths, introduced by the potential". Thus, a possible path-wise interpretations of the Feynman-Kac formula can be given in terms of a random mover in a potential  $\mathcal{V}(x)$ , which acts as a mechanism that reinforces or penalizes the random mover tendency to reside or go into specific regions of space. A "responsibility" for a weighted redistribution of random paths in a given time interval, is here transferred from drift fields of Eq. (1) to the spatial variability of potentials  $\mathcal{V}(x)$  of Eq. (5), specifically to their curvature and steepness.

There is however a problem. For the validity of the above pictorial view, we should presume that once released from  $y$  at  $t = 0$ , a bunch of continuous sample trajectories should be in existence (survive) up to the terminal point  $x$  at time  $t$ . There should be no loss or gain of the "probability mass", like e.g. changes in the overall number of involved sample paths, or surplus/deficit contributions from a priori admissible paths with random starting and terminal times, [16–20].

Essentially, if one accepts the *realistic particle* propagation ansatz, then in the quantum mechanical contexts (the pseudo-Schrödinger equation (5) being tentatively included) nonrelativistic particle paths in a field of a potential should never be terminated, [14]. We point out that while taking the "random mover" concept seriously, the killing picture described above might be appropriate when one relates the average to a diffusion process in a medium capable of absorption, like e.g. the diffusion of neutrons in a nuclear reactor with active moderator materials.

On the other hand, we may invoke the *killing* alternative, favored in Ref. [16]-[20]. Then, the Feynman-Kac formula is interpreted as a weighted average over the Wiener process with weight  $\exp[-\int_0^t \mathcal{V}(\omega(\tau))d\tau]$  for each sample path. Let us tentatively assume, [14, 16], that  $\mathcal{V}(x) \geq 0$ , departing for a while from the generic property of the (a priori) confining potential  $\mathcal{V}(x)$  to be bounded from below (that in principle allows  $\mathcal{V}(x)$  to take negative values in bounded subdomains in  $R$ ).

We may picture a set of Wiener paths in the  $(x, \tau)$ -space in terms of a random *killing* mechanism inflicted by  $\mathcal{V}(x)$ . Namely, we admit that a particle following one of sample paths gets killed at a point  $x$ , in the time interval  $\delta\tau$  (infinitesimally  $d\tau$ ) with the probability  $\mathcal{V}(x)\delta\tau$ .

The killed path is henceforth removed from the ongoing (surviving) ensemble of Wiener paths. That modifies the statistics of paths-in-existence to the extent, that at the final time  $t$ , the Feynman-Kac average is taken exclusively with respect to paths, which survive the full period  $[0, t]$  to complete their travel from  $y$  to  $x$ .

The factor  $\exp[-\int_0^t \mathcal{V}(\omega(\tau))d\tau]$  in Eq. (18), is a probability that a particle (random mover) completes its path from  $(y, 0)$  to  $(x, t)$ , c.f. [14].

Denoting  $W(\tau)$  the Wiener process, c.f. (1), we can write a formal stochastic differential equation for the diffusion process with the killing rate  $\mathcal{V}(x) \geq 0$ :

$$X(\tau + d\tau) = \begin{cases} \emptyset & \text{with probability } \mathcal{V}(X(\tau))d\tau, \\ X(\tau) + dW(\tau) & \text{with probability } [1 - \mathcal{V}(X(\tau))d\tau], \end{cases} \quad (16)$$

Since the operator  $H = -(1/2)\Delta + \mathcal{V}$  is the generator of the diffusion process with killing, we recognize Eq. (4), with  $\Psi(x, t) = [\exp(-Ht)\Psi](x)$ , as the appropriate motion rule (generalised diffusion equation) following directly from (16), [11]. Surely,  $\Psi(x, t)$  does not conserve probability, and for  $\mathcal{V} > 0$  asymptotically approaches 0.

We emphasize, that the  $\mathcal{V} > 0$  ansatz temporarily excludes from considerations bounded from below potentials, which are negative-valued on finite open subintervals in  $R$ .

We shall abandon this restriction in below, thus enforcing a compensation of killing via cloning of trajectories, and ultimately by introducing branching diffusion processes in the context set by Eqs. (4), (5), (15). To this end we shall accomplish the path-wise construction of such processes, in conjunction with simple Hamiltonian model system, naturally associated with (1)-(5) and subsequently with (8), (12), (15).

For further analysis, we select exemplary potentials  $\mathcal{V}(x)$  for the Hamiltonian (14), in the form (5) deriving from the Fokker-Planck drift,  $b(x) = -\nabla\phi = \nabla \ln \rho_*^{1/2}$  :

(i) the downward shifted harmonic potential

$$\mathcal{V}(x) = \frac{1}{2}(x^2 - 1) = V(x) - \frac{1}{2}, \quad (17)$$

where  $1/2$  is the bottom eigenvalue of the standard quantum harmonic oscillator with  $V(x) = x^2/2$ . The Feynman-Kac potential  $\mathcal{V}(x)$ , which is negative in  $(-1, 1)$ , derives from  $b(x) = -x$ , related to  $\rho_*(x) = \pi^{-1/2} \exp(-x^2)$ .

(ii) the downward shifted infinite well potential

$$\mathcal{V}(x) = \begin{cases} -\frac{\pi^2}{8}, & x \in (-1, 1), \\ \infty, & x \in R \setminus (-1, 1). \end{cases} \quad (18)$$

This constant potential is negative in  $(-1, 1)$ , and can be obtained by shifting down (energy renormalization) the standard infinite well potential by the lowest eigenvalue  $\pi^2/8$  of the energy operator with potential bottom set at 0, c.f. [1] (the "standard" potential has the form (18), but takes the value 0 in  $(-1, 1)$ ). The emergent  $\mathcal{V}(x) = -\pi^2/8, x \in (-1, 1)$  derives from the Fokker-Planck drift for the process confined in the interval forever,  $b(x) = -(\pi/2) \tan(x\pi/2)$ , with  $\rho_*(x) = \cos^2(\pi x/2)$  see e.g. [1].

We note that our exemplary Hamiltonians have the bottom eigenvalue 0, with  $\rho_*^{1/2}$  as the corresponding (ground state) eigenfunction, compare e.g. also [13].

Our further discussion will refer to a less restrictive conceptual setting, where the sample path notion will not necessarily refer to *realistic* particle trajectories, but to more abstract sample paths of a stochastic diffusion process (it is useful to remember that the mathematical construct of Wiener paths may be safely termed "unrealistic"). This will ultimately lead us to the "branching alternative", as an appropriate diffusion scenario underlying the dynamics (15) in case of Feynman-Kac potentials with finite negativity domains.

## II. DIFFUSION PROCESS WITH KILLING AND CLONING (BRANCHING).

### A. Killing can be tamed: harmonic potential.

Since we know, [1–3] (see below), exact analytic formulas for Feynman-Kac integral kernels with quadratic potentials, we shall consider two options concerning the choice of the potential in Eq. (15): (i) nonnegative, harmonic one  $\mathcal{V}(x) \rightarrow V(x) = x^2/2$ , and (ii) bounded from below  $\mathcal{V}(x) = (x^2 - 1)/2 = V(x) - 1/2$ , which is negative in  $(-1, 1)$  (e.g. the "harmonic potential with subtraction", [15]). We keep  $y = 0$  as the initial  $t = 0$  starting point for all trajectories.

This entails a visualization of the drastic difference in the asymptotic  $t \rightarrow \infty$  behavior of  $k(0, 0, x, t)$ , while set against  $k_0(0, 0, x, t)$ , which is of major interest in our subsequent discussion, and ultimately will lead us to the concept of *branching* diffusion processes in the context of the dynamics inferred from (15).

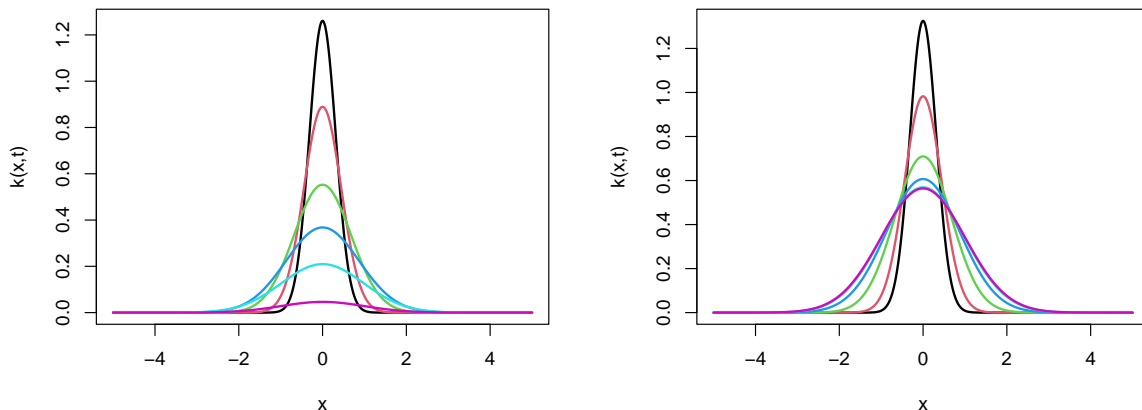


FIG. 1. Left panel: Diffusion with the harmonic  $V(x) = x^2/2$  killing rate. An asymptotic decay down to 0; follow the maxima of depicted curves  $k(0, 0, x, t) = k(x, t)$  for times  $t = 0.1, 0.2, 0.5, 1, 2, 5$ . Right panel: Relaxation process with the Feynman-Kac potential  $\mathcal{V}(x) = V(x) - 1/2 = (x^2 - 1)/2$  for the same time instants as in the left panel. The asymptotic curve is  $K(x) = (\pi)^{-1/2} \exp(-x^2/2)$ , with a maximum  $\pi^{-1/2} \sim 0,5641$ .

For clarity of discussion, we recall the analytic form of the integral kernel of the motion operator for the killed diffusion process:  $[\exp(-tH_0)](y, x)$  where  $H_0 = -(1/2)\Delta + V(x)$  and  $V(x) = x^2/2$  is the standard harmonic potential. We have, [1–3, 10]:

$$k_0(y, 0, x, t) = \exp(-tH_0)(y, x) = \frac{1}{(2\pi \sinh t)^{1/2}} \exp \left[ -\frac{(x^2 + y^2) \cosh t - 2xy}{2 \sinh t} \right]. \quad (19)$$

On the analytic level of description, the integral kernel of  $[\exp(-tH)](y, x)$  with the renormalized harmonic potential  $V(x) = \frac{1}{2}(x^2 - 1)$  has the form looking trivially different from the previous formula, since the tamed killing effect is obtained via a multiplication by  $\exp(+t/2)$ .

$$k(y, 0, x, t) = \exp(-tH)(y, x) = \exp(+t/2)k_0(y, 0, x, t) = [\pi(1 - \exp(-2t))]^{-1/2} \exp \left[ \frac{1}{2}(x^2 - y^2) - \frac{(x - e^{-t}y)^2}{1 - e^{-2t}} \right]. \quad (20)$$

**Remark 2:** We can here establish a direct relationship of the above propagators with the transition probability density  $p(y, 0, x, t)$  of the familiar Ornstein-Uhlenbeck process in  $R$ . Namely, we have

$$p(y, 0, x, t) = k(y, 0, x, t) \frac{\rho_*^{1/2}(x)}{\rho_*^{1/2}(y)} = e^{+t/2} k_0(y, 0, x, t) \frac{\rho_*^{1/2}(x)}{\rho_*^{1/2}(y)} = (\pi[1 - \exp(-2t)])^{-1/2} \exp \left[ -\frac{(x - e^{-t}y)^2}{1 - e^{-2t}} \right] \quad (21)$$

where the invariant pdf of the OU process reads  $\rho_*(x) = (\pi)^{-1/2} \exp(-x^2)$ .

Let us make a closer look at the integral kernel (20), which refers to the tamed killing. By its definition, at time  $t = 0$ , all sample trajectories are being released from  $y = 0$ . Denoting  $k(x, t) = k(0, 0, x, t)$  we get

$$k(x, t) = \frac{1}{\sqrt{\pi(1 - e^{-2t})}} \exp \left[ \frac{x^2}{2} - \frac{x^2}{1 - e^{-2t}} \right]. \quad (22)$$

For large time values, and ultimately  $t \rightarrow \infty$ , the kernel  $k(x, t)$  asymptotically approaches

$$K(x) = \frac{1}{\sqrt{\pi}} \exp \left( \frac{-x^2}{2} \right) \quad (23)$$

We note a subtle difference, namely  $(\pi)^{-1/2}$  replacing  $(\pi)^{-1/4}$ , if compared with the asymptotic form of  $\rho_*^{1/2}$ , recovered in the OU process.

Let us integrate the kernel (22) over all locations  $x \in R$ :

$$K(t) = \int_{-\infty}^{\infty} k(t, x) dx = \sqrt{\frac{2}{1 + e^{-2t}}}. \quad (24)$$

Clearly  $1 \leq K(t) \leq \sqrt{2}$ , and as  $t \rightarrow \infty$ , the upper bound  $K(t) \rightarrow K = \sqrt{2} \approx 1.41421$  is reached. We note that  $K(t)$  is a monotonically increasing function, hence  $\partial_t K(t) > 0$ . To the contrary, we infer from (20) that  $K_0(t) = e^{-t/2} K(t)$ , decays exponentially for large  $t$ . For completeness, let us add that in the standard lore  $K_0(t) \rightarrow 0$ , with  $K_0(0) = 1$ , has the interpretation of the survival probability for finite times  $t$ .

In below we shall give computer-assisted arguments to the meaning of  $K(t)$  as the quantitative measure of the overall number  $N(t)$  of alive sample trajectories, while set against their initial number  $N(0)$ . Actually, we shall demonstrate that  $K(t) \approx N(t)/N(0)$ .

We point out, that this interpretation is a straightforward generalisation of the properties of  $k_0(x, t)$  in case of the pure killing. We have verified that the survival probability  $K_0(t) = \int_R k_0(x, t) dx$  provides a measure of the fraction of initially released trajectories, which have survived until time  $t$ . Obviously, in the pure killing case, we have  $N(t)/N(0) < 1$  for all  $t > 0$ , followed by an asymptotic decay to 0.

Effectively, as confirmed in simulations, the initial number 100000 of released at  $t = 0$  trajectories, in the course of the branching diffusion with killing, increases up to  $\approx 141421$ . This is encoded in the evolution of  $K(t)$ , which begins from  $K(0) = 1$  and approaches the limiting value  $K = 1,4121 = 141421/100000$ .

Thus,  $K(t)$  is the relative measure of the "net trajectory production surplus" in our branching process with killing.

### B. A detour: killing and cloning (branching) may saturate each other.

We can legitimately consider  $K(t)$  of Eq. (24) as the  $L(R)$  normalization of the function  $k(x, t)$ , Eq. (22). Accordingly, we get a legitimate probability density function

$$\rho(x, t) = \frac{k(x, t)}{K(t)}, \quad (25)$$

whose evolution rule directly follows from the motion rule for  $k(0, 0, x, t) = [\exp(-tH)](0, x)$ , (22), where  $H = (1/2)[- \Delta + (x^2 - 1)]$  and  $\partial_t k = -H_x k$ . We have:

$$\partial_t \rho = \frac{1}{K(t)} \partial_t k(x, t) - k(x, t) \frac{\partial_t K(t)}{K^2(t)} = -\frac{1}{2} \Delta \rho - [\mathcal{V} + \mathcal{K}] \rho \quad (26)$$

where we encounter a specific time-dependent killing-type contribution  $\mathcal{K}(t)$  to the overall expression for the potential term on the right-hand-side of Eq. (26), which is positive-valued for all  $t > 0$ :

$$\mathcal{K}(t) = \partial_t \ln K(t) = + \frac{1}{e^{2t} + 1}. \quad (27)$$

We note that  $\rho(x, t)$  is a monotonically increasing function towards the asymptotic shape  $K(x)/K$ . The "probability mass"  $\int_R \rho(x, t) dx$  remains conserved and equals 1 for all times  $t \geq 0$ .

If we interpret the positivity domain of the original potential  $\mathcal{V}(x) = (1/2)(x^2 - 1)$  as responsible for killing, while the negativity domain as responsible for birth (cloning) of trajectories, we need to interpret the negative-valued "corrector"  $\mathcal{K}(t)$  in Eq. (26) as an additional killing term, which reduces the surplus of cloned trajectories. This secures that there is no "probability mass" excess, we have observed in connection with the large time asymptotic of  $K(t) \rightarrow \sqrt{2}$ , c.f. Eq. (24).

We remind that  $\mathcal{V}(x)$  is negative in  $(-1, 1)$  and nonnegative in  $R \setminus (-1, 1)$ . Thus the compensating term  $\mathcal{K}$  increases the overall killing effect on  $R$  against that of cloning alone in  $(-1, 1)$ . As a consequence, the random motion  $\rho(x, t)$  not only preserves the "probability mass", but sets down at the asymptotic stationary pdf

$$\rho(x, t) \rightarrow \rho_*(x) = \frac{K(x)}{K} = \frac{1}{\sqrt{2\pi}} \exp\left(-\frac{x^2}{2}\right). \quad (28)$$

which is a normalized Gaussian, with a maximum  $(2\pi)^{-1/2} \sim 0.3989$ . This should be compared with the  $\pi^{-1/2} \sim 0.5641$  outcome mentioned in the caption of Fig.1.

We note that the limiting behavior (28) has close links with the concept of quasi-stationary distributions and related Yaglom-type limits, [21]-[28].

### C. Direct hint towards the branching scenario.

In below we shall give a computer-assisted path-wise argument that by integrating  $k(x, t)$  and eventually  $K(x)$  over  $R$ , we get a quantitative (relative) measure of the number of alive trajectories, if compared with their initial population at  $t = 0$ .

Surely, the integrals (23) and (24) have no meaning of the "survival" or "whatsoever" probability. Nonetheless, (24) admits a direct interpretation in terms of the ratio of the number of actually alive trajectories, while set against the initial number 100000 of released trajectories at time  $t = 0$ . In the harmonic case, an overall number of alive trajectories increases up to a saturation limit, roughly about 141421.

This conjecture is easily verifiable by means of our simulation killing/branching/move-on algorithm (detailed in below), for all times of interest. We can literally count all trajectories crossing at  $t$  any predefined spatial subinterval  $\Delta x$  in  $R$ . For concreteness, we indicate that  $\Delta x \approx 0,03$  is employed, while considering the interval of interest  $([-3, 3])$  for reference, see e.g. Fig. 3. In fact, the coarse-graining of the reference  $[-3, 3]$  needs a bit more meticulous approach, which we shall explain below in Section III, in the subsection devoted to the trajectory counting procedure.

Accordingly, the number of alive trajectories needs to grow in the process in which killing (even if we regard it as tamed) is admitted. And that we can justify only by introducing the trajectory birth (cloning, branching) process. Ultimately, the stable balance between killing and branching ("probability mass generation") is achieved when we reach (approximately) the "saturation" number of alive trajectories, (like  $1.4 \cdot 10^5$ , against the initial number  $10^5$  at  $t = 0$ ).

On the other hand, we can expand  $K(t)$  defined in Eq.(24) into power series for small  $t$ ,

$$\sqrt{\frac{2}{1 + e^{-2t}}} = 1 + \frac{t}{2} - \frac{t^2}{8} + O(t^3). \quad (29)$$

The coefficient  $1/2$  in the linear term may be interpreted as the cloning/creation speed for new trajectories appearing in the branching events soon after the trajectory release form  $y = 0$  at  $t = 0$ . To justify this interpretation, we note that for small  $t$ , all trajectories are still concentrated in the close vicinity of  $(y = x(0) = 0)$ , and they are effectively cloned (alternatively, given birth) with the probability

$$-\mathcal{V}(x(t))\delta t = \frac{1}{2}(1 - x^2(t))\delta t \approx \frac{\delta t}{2}. \quad (30)$$

We recall that in the interval  $(-1, 1)$  our potential  $\mathcal{V}(x) = (x^2 - 1)/2$  takes negative values, whose sign inversion leads to the above probability notion.

For completeness, let us mention that the potential (18) induces the appropriately modified version of the birth (branching) probability (30):

$$-\mathcal{V}(x(t))\delta t = +\frac{\pi^2}{8}\delta t, \quad (31)$$

which stands for the the birth (cloning, branching) probability for trajectories in the interior  $(-1, 1)$  of the interval with absorbing ends. The above mentioned trajectory counting procedure, in this case involves a coarse-graining of the interval  $(-1, 1)$ .

#### D. Interval with absorbing boundaries.

Let us consider the interval  $(-1, 1)$  as a model arena for the diffusion process with absorbing boundaries at points  $\pm 1$ , c.f. [1–3], (we recall that we assign the value  $1/2$  to the diffusion coefficient). We reinterpret the original diffusion problem through a useful quantum-like artifice of the infinite well potential, and subsequently a related one, whose well bottom is shifted down on the energy scale to the negative value  $\mathcal{V}(x) = -\pi^2/8$  for all  $x \in (-1, 1)$ . We note that  $+\pi^2/8$  actually is the ground state eigenvalue of the original quantum infinite well spectral problem, with the well bottom set at 0.

The Feynman-Kac integral kernel corresponding to the related (tamed killing) dynamics has the form, [1]:

$$k(y, 0, x, t) = \exp(\pi^2 t/8) k_0(y, 0, x, t). \quad (32)$$

and like in the harmonic case, differs from the standard killing kernel  $k_0(y, 0, x, t)$  by the killing taming factor (here,  $\exp(\pi^2 t/8)$ ):

$$k_0(y, 0, x, t) = \sum_{n=1}^{\infty} \exp(-n^2 \pi^2 t/8) \sin \frac{n\pi(x+1)}{2} \sin \frac{n\pi(y+1)}{2} \quad (33)$$

Since  $\sin \frac{n\pi(y+1)}{2}$ , for  $y = 0$  equals  $\sin \frac{n\pi}{2}$ , which vanishes for  $n$  even, the kernel  $k(0, 0, x, t) = k(x, t)$  can be rewritten as

$$k(x, t) = \sum_{l=0}^{\infty} (-1)^l \exp[(1 - (2l+1)^2)\pi^2 t/8] \sin \left( \frac{(2l+1)\pi(x+1)}{2} \right) \quad (34)$$

or equivalently

$$k(x, t) = \sum_{l=0}^{\infty} (-1)^l \exp[(-l^2 - l)\pi^2 t/2] \sin \left( \frac{(2l+1)\pi(x+1)}{2} \right). \quad (35)$$

For large times  $k(x, t)$  approaches the asymptotic shape

$$K(x) = \sin \frac{\pi(x+1)}{2} = \cos\left(\frac{\pi x}{2}\right) \quad (36)$$

with  $x \in (-1, 1)$ .

Let us integrate  $k(x, t)$  over  $x$ , and interpret the outcome as the quantitative description of the a fate (destiny) of a bunch (population) of random trajectories, while propagated from  $t = 0$  to some  $t > 0$ . We have

$$\int_{-1}^1 \sin \left( \frac{(2l+1)\pi(x+1)}{2} \right) dx = 4/[(2l+1)\pi], \quad (37)$$

and therefore

$$K(t) = \int_{-1}^1 k(x, t) dx = \sum_{l=0}^{\infty} \frac{(-1)^l 4}{(2l+1)\pi} \exp[-(l^2 + l)\pi^2 t/2]. \quad (38)$$

For large  $t$  ( $t \rightarrow \infty$ ) only the  $l=0$  term survives in  $K(t)$  and we have

$$\lim_{t \rightarrow \infty} K(t) = K = \frac{4}{\pi} \approx 1.2732. \quad (39)$$



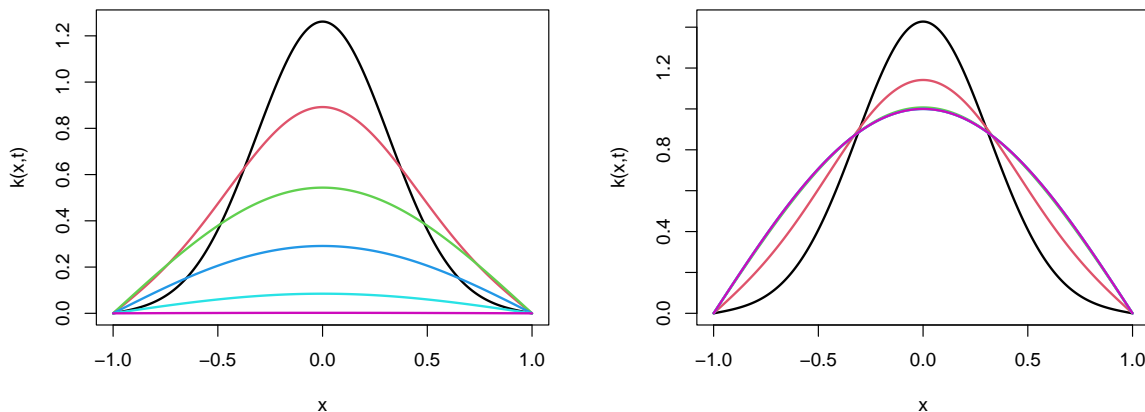


FIG. 2. Left panel: Diffusion with killing (absorption) at the boundaries of the interval  $(-1, 1)$ . An asymptotic decay to 0; follow the maxima of depicted curves  $k(0, 0, x, t) = k(x, t)$  for times  $t = 0.1, 0.2, 0.5, 1, 2, 5$ . Right panel: Relaxation process with the Feynman-Kac potential (cloning rate)  $\mathcal{V}(x) = +\pi^2/8$  in  $(-1, 1)$ , for the same time instants as in the left panel. The asymptotic curve is  $K(x) = \cos(\pi x/2)$ ,  $x \in (-1, 1)$ , with a maximum 1.

Clearly,  $\int_{-1}^{+1} \cos(\pi x/2) dx = 4/\pi$ . Therefore, we can proceed analogously to the discussion of Section II.B and introduce the legitimate probability density function, see e.g. (25), with the relaxation behavior manifested as  $t \rightarrow \infty$ :

$$\rho(x, t) = \frac{k(x, t)}{K(t)} \longrightarrow \rho_*(x) = \frac{K(x)}{K} = \frac{\pi}{4} \cos(\pi x/2) \quad (40)$$

where  $\rho_*(x)$  has a maximum at  $\frac{\pi}{4} \approx 0.7854$ .

If we turn back to the untamed killing case, i.e. consider the interval with absorbing ends, a direct consequence of (32) and (33) is an exponential decay of the survival probability  $K_0(t) = e^{-\pi^2/8} K(t) \approx (4/\pi) e^{-\pi^2/8} \rightarrow 0$  with  $t \rightarrow \infty$ . For the record, we infer from Eqs. (32), (33) the large time behavior of  $k_0(x, t) \rightarrow e^{-\pi^2/8} \cos(\pi x/2) \rightarrow 0$ , c.f. the left panel of Fig. 2.

In line with the conclusion of Section II.A, we tentatively interpret the asymptotic  $K$  value of  $K(t)$  as a quantitative measure of the overall amount of killed and (re)born paths, that ultimately survive. We encounter the same as before signature of the trajectory number increase, due to the excess of cloning (branching) against killing. Would we have begun with the number 100000 of initially released trajectories, their net number should increase to about 127323 as  $t \rightarrow \infty$ . In terms of  $K(t)$  that is encoded in a monotonic growth of  $K(t)$  from  $K(0) = 1$  to  $K = (4/\pi) \approx 1.2732$ .

The necessary condition for the validity of the path-wise diffusive implementation of this result, is that (i) the killing (at the boundaries) is hereby (over)compensated by the trajectory cloning (birth, branching) within the interval  $(-1, 1)$ , (ii) for large times the killing and cloning rates saturate each other, so that the stable "survival probability" profile  $k(x, t) \rightarrow K(x)$  is reached.

A computer-assisted analysis, which confirms the validity of the above killing/branching trajectory interpretation will be given in below.

### III. DIFFUSION WITH KILLING AND BRANCHING: DIRECT PATH-WISE ANALYSIS.

#### A. Trajectory generation.

The trajectory (sample path) picture stems from the standard Brownian motion  $\{X(t), t \geq 0\}$  (e.g. the Wiener process) as introduced in Section I, and next incorporating killing via the stochastic differential equation (16). As yet, we have left aside the cloning (branching) scenario.

To implement a computer-assisted trajectory interpretation of the killed diffusion process with branching, as outlined in sections I and II, we need to pass from the lore of continuous nowhere differentiable trajectories, to their space and time discretised approximants. The simulation procedure, enabling the trajectories counting, is based on standard assumptions.

Let  $t \in [0, T]$ , we set  $\delta t = T/n$  for a predefined value of  $n \in \mathcal{N}$ . The notation  $\delta t$  is fairly informal, but presupposes that any finite time interval  $\delta t$  of interest can be made arbitrarily small (we thus bypass the usage of  $dt$ ). The Brownian walk is defined according to  $x(t+\delta t) = x(t) + \sqrt{\delta t} \cdot u$ , where  $u$  is the random variable sampled from the normal distribution  $N(0, 1)$ ,  $x(0) = 0$ .

Our aim is to construct a specific version of the diffusion process (with a link to the broad subject of branching random walks and processes, [21]-[28]), where in the course of time we may have allowed random killing accompanied by random cloning (branching event, giving birth to the, not yet killed trajectory, offspring) of sample paths. Our primary motivation stems from the Feynman-Kac formula, known to be valid for confining potentials  $V(x)$ , which may not necessarily be non-negative (the essential restriction is that  $V(x)$  is bounded from below and continuous in the area of interest).

Our construction involves the random cloning (branching) option for all sample trajectories in existence, provided they visit (any time) the potential  $\mathcal{V}(x)$  negativity area  $(-1, 1)$ . If the trajectory visits the complement of  $(-1, 1)$  in  $R$ , it may be killed (terminated) at random. Trajectories are never killed in  $(-1, 1)$ .

We discretize time, as mentioned before (while properly adjusting  $n \gg 1$  for different test runs). If the simulated random trajectory takes the value  $x(t) = x$  for some  $t \in [0, T]$ , its subsequent "behavior" admits three instances: killing, cloning, and moving on, whose realization in each simulation step  $[t, t + \delta t)$  depends on the concrete value of the potential  $\mathcal{V}(x(t)) = \mathcal{V}(x)$ , where the sign of  $\mathcal{V}(x)$  is of particular importance.

We adopt the following killing/cloning/move-on scenarios:

(1) If  $\mathcal{V}(x(t)) \geq 0$  we interpret  $p(t) = \min(1, \delta t \cdot \mathcal{V}(x(t)))$  as the probability of the killing event at  $x(t) = x$ . Depending on the killing outcome we admit two options for the step  $[t, t + \delta t)$ :

(a) the trajectory is killed at  $x(t) = x$  with the probability  $p(t)$ , and thence removed from the trajectory statistics at the time  $t + \delta t$ . (For the interval with absorbing endpoints, each trajectory entering the complement of  $(-1, 1)$  is killed with the probability one.)

(b) if the trajectory is not killed, then it moves-on, by following the evolution rule  $x(t + \delta t) = x(t) + \sqrt{\delta t} \cdot u$ , where  $u$  a random variable sampled from the normal distribution  $N(0, 1)$ , (the trajectory survival probability at time  $t$  is given by  $(1 - p(t))$ ).

(2) If at  $x(t) = x$ , the potential is negative-valued, we consider  $|\mathcal{V}(x)| = -\mathcal{V}(x(t))$  as the probability defining factor, while setting  $q(t) = \min(1, -\delta t \cdot \mathcal{V}(x(t)))$ . There is no killing in  $(-1, 1)$ , and we admit two options:

(a) the cloning (branching) event - the trajectory clones itself (produces an offspring) at  $x(t) = x$  with the probability  $q(t)$ , subsequently both the clone and the parent trajectory independently move-on from the branching point, in accordance with the adopted universal rule  $x(t + \delta t) = x(t) + \sqrt{\delta t} \cdot u$ , up to time  $t + \delta t$ . At  $t + \delta t$  we thus need to handle two trajectories instead of one.

(b) no offspring - the trajectory follows the evolution  $x(t + \delta t) = x(t) + \sqrt{\delta t} \cdot u$ , (that with the probability  $(1 - q(t))$ ).

We emphasize that killing and branching options are mutually exclusive in our procedure. (In the branching literature, c.f. [21]-[26], one may meet trajectories in which killing and branching occur at the same space-time point). We are interested in the statistics of all "alive" trajectories at each (coarse-grained) time instant of time  $t \in [0, T]$ .

## B. Trajectory counting.

In Fig. 3, 4 and 5 we display the outcomes of an explicit trajectory counting for the considered before harmonic variants of the Feynman-Kac potential  $\mathcal{V}(x)$ . In below we describe the adopted counting/display procedure:

(1) We coarse-grain the spatial axis ( $x$ -label) by dividing the reference interval of interest into small segments of length  $\Delta x$ .

(a) the reference interval (say  $[-3, 3]$  in the harmonic case, or  $(-1, 1)$  for killing at boundaries) is selected as follows. At a given time  $t$ , for all alive trajectories we choose a minimal value  $x_{min}$  of a trajectory location, and likewise a maximal value  $x_{max}$ .

(b) the obtained interval  $[x_{min}, x_{max}]$  is divided into 100 segments, with length  $\Delta_t x = (x_{max} - x_{min})/100$ . We point out that  $\Delta_t x$  is specific for each chosen time instant  $t = 0.1, 0.2, 0.5, 1, 2, 5$ , and varies from time to time, c.f. Figs. 3 and 4.

(2) Once a time instant is selected, for each consecutive segment  $\Delta x$  covering  $[x_{min}, x_{max}]$ , we count the number  $n(\Delta x)$  of simulated trajectories, which reach the pertinent subinterval.

(3) To obtain the relative measure of the trajectory number increase/decrease, we evaluate  $h(\Delta x) = n(\Delta x)/(\Delta x \cdot 10^5)$ , which is a quantitative measure of the fraction of counted in a segment  $\Delta x$  trajectories, while set against their initial number  $10^5$ , per

length of the subinterval. The number  $h(\Delta x)$  corresponds to the height of the respective vertical bar in Figs. 3 and 4.

(4) We note that  $h(\Delta x) \cdot \Delta x$ , is the relative number of alive trajectories in  $\Delta x$  at time  $t$ , and summing up over all  $h(\Delta x)$  covering  $[x_{min}, x_{max}]$  gives  $N(t)/N(0)$  of Fig. 3, with  $N(0) = 10^5$ .

(5) The envelope in each drawing of Fig. 3 is given by an exact analytic expression for  $k_0(x, t)$ , c.f. (19) and (20), at indicated instants of time. The envelopes in Fig.4 are given by the analytic expression for  $k(x, t)$ , (22).

**Remark 3:** In our simulations, we choose the reference time  $T = 5$  and  $n = 50000$ , hence  $\delta t = 0.0001$ . The initial number of released trajectories equals 100000. All simulated trajectories are started at  $t = 0$  at the point  $x(0) = 0$ . The outlined above trajectory counting recipe allows to estimate that in Figs. 3 and 4, the spatial coarse-graining subinterval  $\Delta x$  size varies between 0.01 and 0.05.

### C. Harmonic killing versus branching.

In Fig. 3 we visualise the pure killing case with the killing rate  $\mathcal{V}(x) = x^2/2$ . We follow the trajectory generation recipe of Section III.A. Note that scales along the vertical axis change from panel to panel. The envelope (continuous curve) has an exact

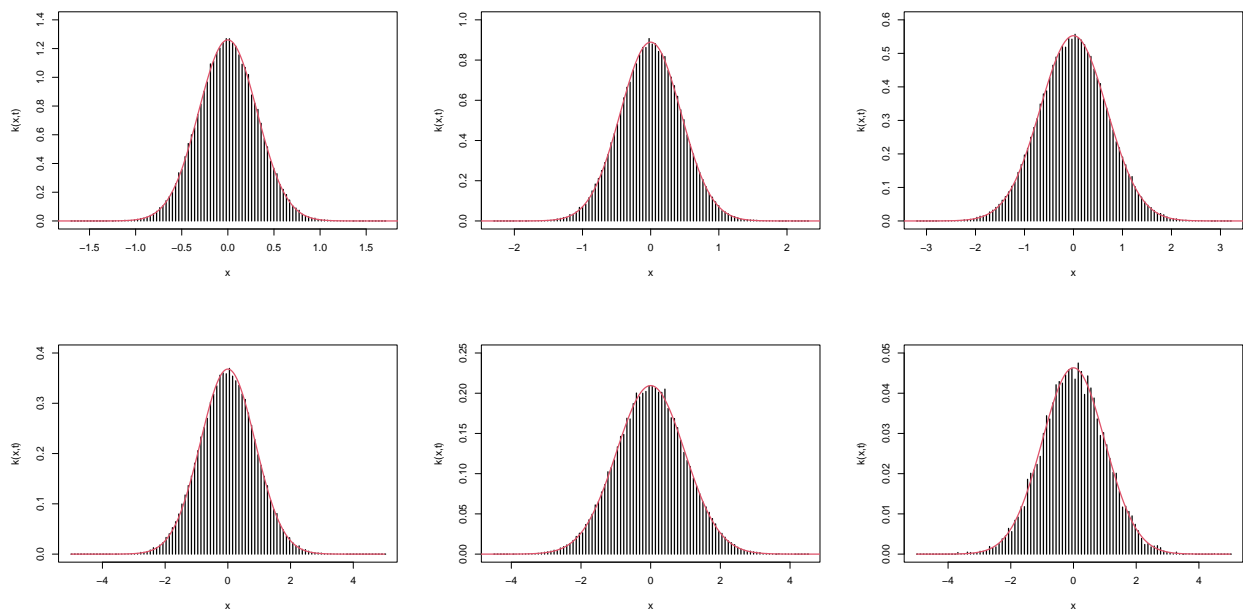


FIG. 3. Effects of the pure killing rate  $\mathcal{V}(x) = x^2/2$  in terms of the counting of surviving trajectories (we depict the recorded numbers  $N = N(t)$ ). In both rows, times in the increasing order from left to right. In the upper row:  $t = 0, 1; N = 99766, t = 0.2; N = 98981, t = 0.5; N = 94085$ . In the lower row:  $t = 1; N = 80462, t = 2; N = 51472, t = 5; N = 11565$ . Here  $N(0) = 10^5$ . We realize that  $K_0(t) = (\cosh t)^{-1/2} \approx N(t)/N(0) \rightarrow 0$ .

analytic form  $k_0(x, t) = \exp(-t/2) k(x, t)$ , with  $k(x, t)$  given by Eq. (22).

The path-wise description of the interplay between killing (not allowed in  $[-1, 1)$ ) and branching (omnipresent in  $(-1, 1)$ ) is comparatively provided in Figs. 4 and 5, by means of computer - assisted arguments (numerical simulation of trajectories, according to subsections III.A and III.B). We consider the Feynman-Kac potential  $\mathcal{V}(x) = (x^2 - 1)/2$ .

In connection with Fig. 5, we point out that  $K(t) \approx N(t)/N(0)$ , at the corresponding time instants. In particular,  $K(t)$  asymptotically approaches  $\sqrt{2}$ , and accordingly  $N(t) \rightarrow 10^5 \sqrt{2} \approx 141421$ .

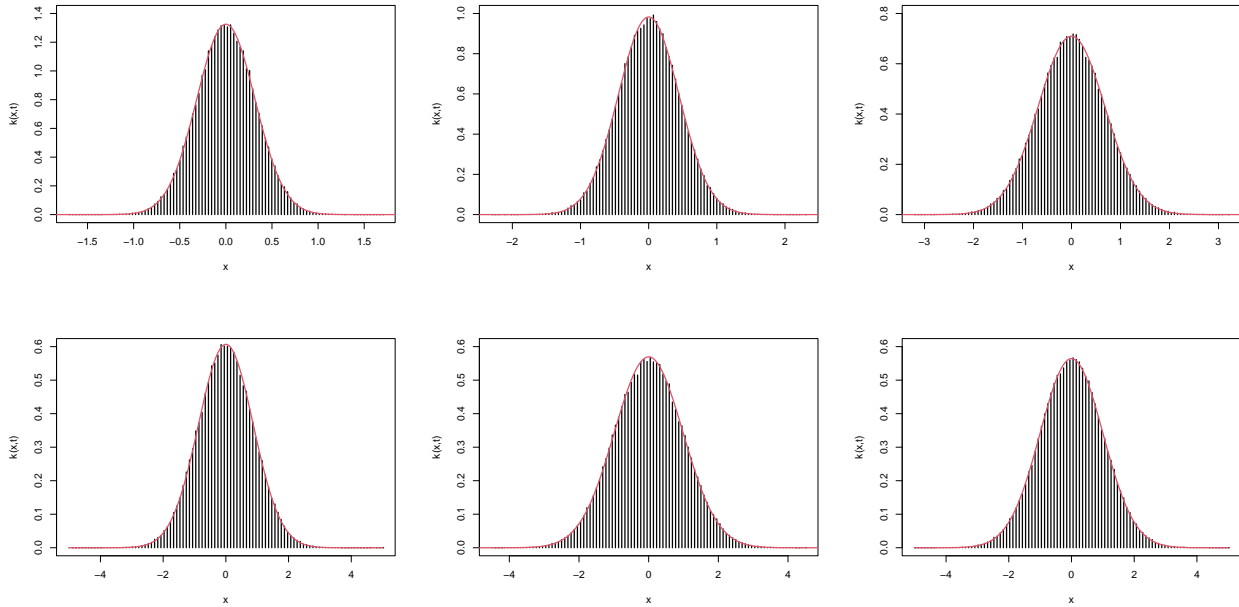


FIG. 4. Effects of the (tamed) killing rate  $\mathcal{V}(x) = (x^2 - 1)/2$  in terms of counted alive trajectories (we depict the recorded numbers  $N = N(t)$ ). In both rows, times in the increasing order from left to right. Note that scales along the vertical axis change from panel to panel. The envelope (continuous curve) has an exact analytic form  $k(x, t)$ , as given by Eq. (22). Compare e.g. the right panel of Fig. 1.

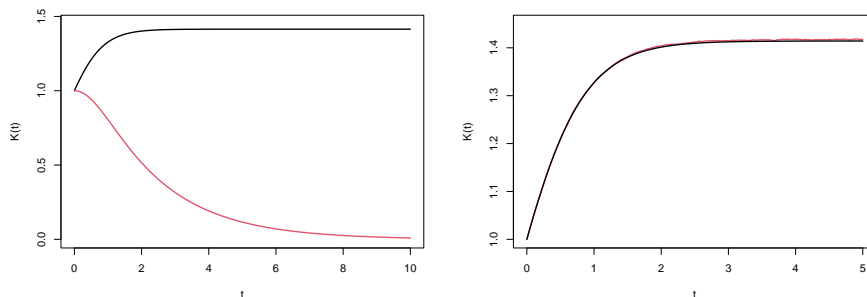


FIG. 5. Left panel: A comparative display of  $K_0(t)$  (exponential decay) against  $K(t)$  (relaxation). We point out that  $K_0(t) = \int_R k_0(x, t) dx$  integrates to  $N(t)/N(0) \approx K_0(t) = (\cosh t)^{-1/2}$ , c.f. Fig. 3. Right panel: A comparison of the analytic formula for  $K(t) = e^{(+t/2)} (\cosh t)^{-1/2}$  (black curve), while set against the numerically retrieved curve  $N(t)/N(0)$  (red).

#### D. Killing versus branching for the interval with absorbing ends.

We begin from the visualization of the pure killing case, e.g. diffusion process in the interval  $(-1, 1)$  with absorbing ends  $\pm 1$ . In case of  $t = 5$ , the number of alive trajectories is too small to produce a reliable statistics (compare e.g.  $t = 5$  harmonic killing data in Fig. 3). Note that scales along the vertical axis change from panel to panel. The envelope (continuous curve) has an exact analytic form  $k_0(x, t)$  given by Eq. (33). For large times the envelope curve scales down exponentially to 0, while preserving its functional shape:

$$k_0(x, t) \approx e^{-t\pi^2/8} \cos(x\pi/2) \rightarrow 0, \quad (41)$$

c.f. also the left panel of Fig. 2.

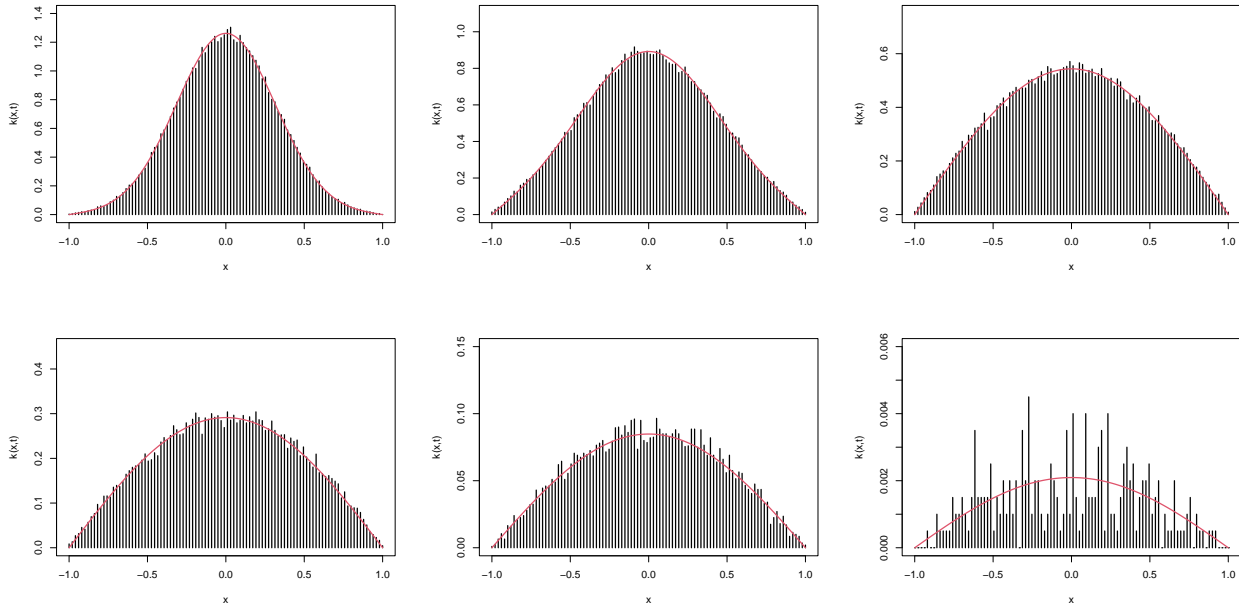


FIG. 6. Effects of the pure killing for the interval with absorbing ends in terms of the counting of surviving trajectories. We depict the recorded numbers  $N = N(t)$ . In both rows, times in the increasing order from left to right. In the upper row:  $t = 0, 1; N = 99732$ ,  $t = 0.2; N = 95138$ ,  $t = 0.5; N = 69086$ . In the lower row:  $t = 1; N = 37535$ ,  $t = 2; N = 11081$ ,  $t = 5; N = 258$ . We note that at  $t = 5$ , the number of available trajectories is insufficient for the reliable statistics.

The taming input of branching upon killing is visualized for the branching rate choice  $\mathcal{V}(x) = -\pi^2/8$  in  $(-1, 1)$ . Note that scales along the vertical axis, except for the first panel are the same. The envelope (continuous curve) has an exact analytic form  $k(x, t)$ , as given by Eq. (35). Compare e.g. the right panel of Fig. 2.

We note that  $K(t) \approx N(t)/N(0)$  asymptotically approaches  $4/\pi \approx 1.27$ , and accordingly  $N(t) \rightarrow 10^5(4/\pi) \approx 127000$ , which is a definite branching surplus effect, if compared with  $N(0) = 10^5$ .

In case of the interval with absorbing ends, all simulation runs are accomplished in the open interval  $(-1, 1)$ , where there is no killing, while branching is allowed at a constant rate. All trajectories passing (reaching) the endpoints  $\pm 1$  of the interval are abruptly killed. At the boundaries, we must overcome the singularity of the model (QM by provenance) infinite well potential and the killing/branching "abruptness" issue for the diffusion problem.

We have found necessary to allow trajectory cloning, which is actually admitted in  $(-1, 1)$  with a constant probability  $(\pi^2/8)\delta t$ , in the slightly reduced domain  $[-1 + \epsilon, 1 - \epsilon]$ , instead of  $(-1, 1)$  proper. Told otherwise, we do not admit cloning in the  $\epsilon$  vicinity of the endpoints  $\pm 1$ .

To have some control over the obvious loss of some branching trajectories in the overall trajectory statistics, we test a number of the parameter  $\epsilon$  adjustments, to get the best fit to the analytical data of Section II. We have found that the value of  $\epsilon$  can be significantly lowered only in strict correlation with the improving finesse of the time scale coarse-graining ( $\delta t = T/n$  with  $n$  increasing).

We have comparatively displayed in Figs. 7 and 8 the analytic and computer-retrieved trajectory counting data for the interval with absorbing ends, with the cloning rate  $\mathcal{V} = -\pi^2/8$ . In Fig. 8 the analytic curve  $K(t)$  (black) satisfactorily agrees with the computer-assisted data, if the best fit for  $\epsilon$  is found, given the value of  $\delta t$ . With the choice of  $\delta t = 10^{-5}$  the best fit is  $\epsilon = 0.0005$ , c.f. the right panel of Fig. 8.

One can see in both panels of Fig 8, how slight changes of  $\epsilon$ , which enlarge or diminish the non-cloning area (and thus affect the reproduction of trajectories), lead to quite serious deviations from the analytic prediction  $K(t)$ . Specifically, we cannot freely minimize  $\epsilon$ , with  $\delta t$  predefined and fixed.

In the left panel of Fig 8, the optimal fit of the non-cloning threshold  $\epsilon = 0.0015$  has been set for  $\delta t = 0.0001$ . In the right panel of Fig. 8, where  $\delta t = 0.00001$  allows to minimize the optimal threshold value down to  $\epsilon = 0.0005$ . We expect that with further lowering of  $\delta t$ , the threshold value of  $\epsilon$  would go down as well, thus increasing the accuract with which  $N(t)/N(0)$  approximates the analytic outcome  $K(t)$ , (38).

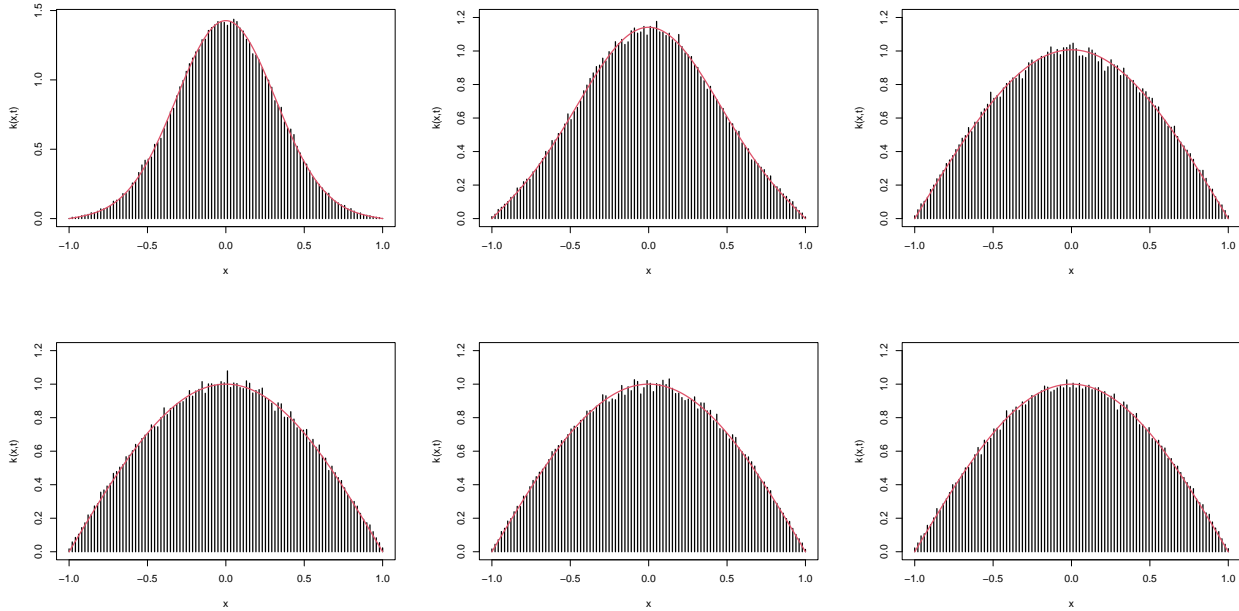


FIG. 7. Effects of the (tamed) killing rate for the interval problem with killing and branching: relaxation with the branching rate  $\mathcal{V}(x) = -\pi^2/8$  in terms of alive trajectories counting. In both rows, time labels appear in the increasing order from left to right.

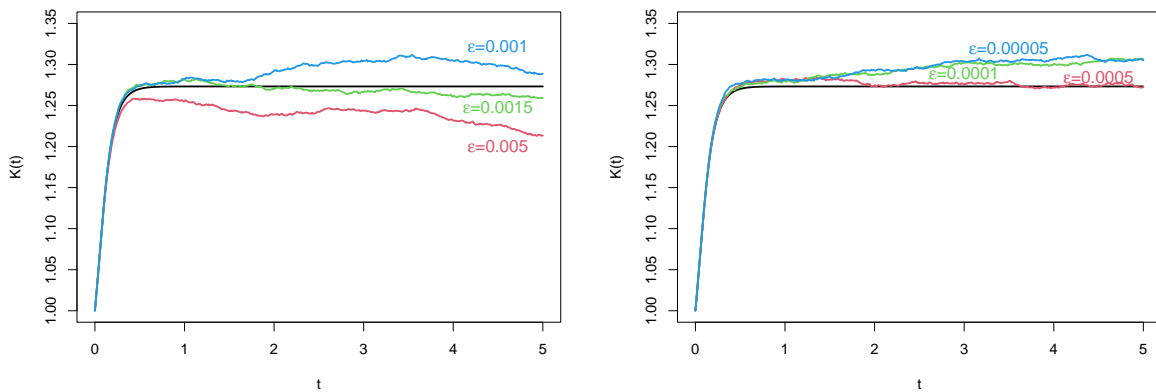


FIG. 8. Interval with absorbing ends. Branching relaxation in terms of  $K(t)$ , Eq. (38), black curve, set against numerically retrieved data for  $N(t)/N(0) \approx K(t)$ , with the predefined choice of  $\delta t$ . Left panel:  $\delta t = 0.0001$ . The best fit corresponds to the non-cloning threshold  $\epsilon = 0.0015$  (green curve). We display results of the enlargement of this fit to the value 0.005 and its minimization to 0.001. Right panel:  $\delta t = 0.00001$ . By decreasing 10 times the previous  $\delta t$  we pass from  $\epsilon = 0.0015$  to  $\epsilon = 0.0005$  (red). We demonstrate that the best fit cannot be arbitrarily minimized with  $\delta t$  predefined and fixed. We display deviations of  $N(t)/N(0)$  from  $K(t)$ , for test thresholds 0.0001 and 0.00005

We have verified what might happen, if the non-cloning area is narrowed below the optimal value  $\epsilon = 0.0005$ , while preserving  $\delta t = 10^{-5}$ . By selecting  $\epsilon = 0.0001$  and  $\epsilon = 0.00005$ , we obtain a definite increase of the number of finally recorded trajectories. This trajectories surplus is clearly identifiable beginning from  $t \approx 0.5$ , once compared with the analytically known behavior of  $K(t)$ . We find convincingly confirmed, that the optimal  $N(t)/N(0) \approx K(t)$  curve corresponds to  $\epsilon \approx 0,0005$ , albeit some (hyper)fine tuning might still be possible.

#### IV. OUTLOOK.

The above discussion, both analytic and computer-assisted, of the branching/killing path-wise scenario for a continuous passage from  $y$  at  $t = 0$  to  $x$  at  $t > 0$ , (clearly realizable along the admissible, with dead ends bypassed, branching trajectory) has been motivated out of curiosity. Namely, while the renormalised Hamiltonians, [10, 15], with a conspicuous shift-down of the potential function on the energy scale, have been often employed in the literature, due to the inflicted "tamed killing effects" [1] in the behavior of kernel functions  $\exp(-tH)(y, x)$ , somewhat unexpectedly nothing has been said about the intrinsic stochastic background of that behavior.

Relaxing (conditioned) diffusion processes are described in terms of Fokker-Planck transition probability densities, whose main building blocks actually are the associated Feynman-Kac path integral kernels. These kernels share the relaxation property as well, and that quite often due to the presence in the Feynman-Kac exponent, of *killing rate (potential) functions with subtraction*, [1, 15], check e.g. [13] for an alternative viewpoint.

Here, if a nonnegative  $V(x)$  would imply a standard killing scenario, [14, 15], by performing a potentially trivial subtraction we induce quite nontrivial (branching picture) consequences. The main point here is that  $H = -(1/2)\Delta + [V(x)] \rightarrow H = -(1/2)\Delta + [V(x) - E_0]$  places  $H$  in the considered before (much broader) family  $H = -(1/2)\Delta + \mathcal{V}$  of Hamiltonian operators with the vanishing (equal 0), isolated ground state eigenvalue, c.f. [13].

We have quite intentionally skipped routine introductory phrases, with a message about an overall relevance and unquestionably broad significance of (i) the killing and mass creation in the Brownian motion, [16]-[20], (ii) branching stochastic processes, (iii) quasistationary distributions, (iv) links with the Feynman-Kac formalism, all that within physics or beyond physics (social sciences, biology etc.), since these can be found in Refs. [7]-[15] and furthermore in Refs. [21]-[28].

The trajectory picture we have described in the present paper, to some extent may be interpreted in terms of the metaphor, [29], concerning ways allowing to reach a predefined destiny (here a terminal point  $x$  at  $t$ ), from a predefined beginning (starting point  $y$  at  $t = 0$ ), along a continuous path, with branching/killing events to be observed on the way. We note that a continuity property of the ultimate (uninterrupted) path, is nonetheless preserved. This is not to be mixed with the "the garden of forking paths fallacy" in statistics, [30].

- 
- [1] P. Garbaczewski and M. Żaba, "Brownian motion in trapping enclosures: steep potential wells, bistable wells and false bistability of induced Feynman-Kac (well) potentials", *J. Phys.A: Math. Theor.* **53**, 315001, (2020).
- [2] P. Garbaczewski, "Killing (absorption) versus survival in random motion", *Phys. Rev. E* **96**, 032104, (2017).
- [3] A. Mazzolo, "Sweetest taboo processes", *J. Stat. Mech.* (2018) 073204.
- [4] H. Risken, *The Fokker-Planck equation*, (Springer, Berlin, 1992).
- [5] G. A. Pavliotis, *Stochastic processes and applications*, (Springer, Berlin, 2014).
- [6] K. L. C. Hunt and J. Ross, "Path integral solutions of stochastic equations for nonlinear irreversible processes: The uniqueness of the thermodynamic Lagrangian", *J. Chem. Phys.* **75**(2), 976, (1981).
- [7] A. Mazzolo and C. Monthus, "Nonequilibrium diffusions via non-Hermitian electromagnetic quantum mechanics with application to the statistics of entropy production in the Brownian gyrator", *Phys. Rev. E* **107**, 014101, (2023).
- [8] P. Garbaczewski and M. Żaba, "(Nonequilibrium) dynamics of diffusion processes with non-conservative drifts", arXiv:2302.10154v5, (2024).
- [9] P. Garbaczewski and R. Olkiewicz, "Feynman-Kac kernels in Markovian representations of the Schrödinger interpolating dynamics", *J. Math. Phys.* **37**(2), 732, (1996).
- [10] J. Glimm and A. Jaffe, *Quantum Physics. A functional integral point of view*, (Springer, Berlin, 1987).
- [11] A. Mazzolo and C. Monthus, "Conditioning diffusion processes with killing rates", *J. Stat. Mech.* (2022) 083207.
- [12] C. Monthus and A. Mazzolo, "Conditioned diffusion processes with an absorbing boundary condition for finite or infinite horizon", *Phys. Rev E* **106**, 044117, (2022).
- [13] P. Garbaczewski and V. A. Stephanovich, "Superharmonic double-well systems with zero-energy ground states: Relevance for diffusive relaxation scenarios", *Acta Phys. Pol. B* **53**, 3-A2, (2022).
- [14] H. Ezawa, J. R. Klauder, and L. A. Shepp, "A path space picture for Feynman-Kac averages", *Ann. Phys. (NY)* **88**, 588 (1974).
- [15] W. G. Faris, "Diffusive motion and where it leads", in *Diffusion, Quantum Theory and Radically Elementary Mathematics*, edited by W. G. Faris (Princeton University Press, Princeton, 2006), pp. 1-43.
- [16] K. Itô and H. P. McKean, "Diffusion Processes and their Sample Paths", (Academic Press, New York, 1965).
- [17] L. L. Helms, "Markov processes with creation of mass", *Z. Wahrsch. verw. Geb.* **7**, 225, (1967).
- [18] L. L. Helms, "Markov processes with creation of mass. II", *Z. Wahrsch. verw. Geb.* **15**, 208, (1970).
- [19] M. Nagasawa, "Markov processes with creation and annihilation", *Z. Wahrsch. verw. Geb.* **14**, 49, (1969).
- [20] M. Nagasawa, "Stochastic processes in quantum physics", (Birkhäuser, Basel, 2000).
- [21] T. E. Huillet, "Nonconservative diffusions on  $[0, 1]$  with killing and branching: Applications to Wright-Fisher Models with or without Selection", *Int. J. Stoch. Analysis*, (2011) 605068.

- [22] P. Haccou, P. Jagers and A. A. Vatutin, *Branching processes: Variation, growth and extinction of populations*, (Cambridge University Press, Cambridge, 2005).
- [23] A. Zoia, E. Dumnoteil and A. Mazzolo, "Discrete Feynman-Kac formulas for branching random walks", *EPL*, **98**, 40012, (2012).
- [24] W. König, "Branching random walks in random environment: a survey", in: *Probabilistic Structures in Evolution*, (eds. E. Baake and A. Wakolbinger, , EMS Press, Berlin, 2021, pp. 23-4.
- [25] E. Dumonteil and A. Mazzolo, "Residence times of branching diffusion processes", *Phys. Rev. E* **94**, 012131, (2016).
- [26] K. Burdzy, R. Holyst and P. March, "A Fleming–Viot Particle Representation of the Dirichlet Laplacian", *Commun. Math. Phys.* **214**, 679, (2000).
- [27] D. Steinsaltz and S. N. Evans, "Quasistationary distributions for one-dimensional diffusions with killing", *Trans. Am. Math. Soc.* **359**(3), 1285, (2007).
- [28] P. Collet, S. Martinez and J. San Martin, *Quasistationary distributions*, (Springer, Heidelberg, 2013).
- [29] J. L. Borges, "El jardin de senderos que se bifurcacion" ("The garden of forking paths"), (Editorial Sur, Buenos Aires, 1941).
- [30] A. Gelman and E. Loken, The garden of forking paths: Why multiple comparisons can be a problem" ,Department of Statistics, Columbia University Report, NY, (2013). Alternative version in: "The statistical crisis in science", *American Scientist*, **102**(6), 460, (2014).