

pETNNs: Partial Evolutionary Tensor Neural Networks for Solving Time-dependent Partial Differential Equations

Tunan Kao¹, He Zhang¹, Lei Zhang^{1,2,*}, Jin Zhao^{3,4}

¹ *Beijing International Center for Mathematical Research, Peking University, Beijing, 100871, China*

² *Center for Quantitative Biology, Center for Machine Learning Research, Peking University, Beijing, 100871, China*

³ *Academy for Multidisciplinary Studies, Capital Normal University, Beijing, 100048, China*

⁴ *Beijing National Center for Applied Mathematics, Beijing, 100048, China*

Abstract. We present partial evolutionary tensor neural networks (pETNNs), a novel framework for solving time-dependent partial differential equations with high accuracy and capable of handling high-dimensional problems. Our architecture incorporates tensor neural networks and evolutionary parametric approximation. A posterior error bounded is proposed to support the extrapolation capabilities. In the numerical implementations, we adopt a partial update strategy to achieve a significant reduction in computational cost while maintaining precision and robustness. Notably, as a low-rank approximation method of complex dynamical systems, the pETNNs enhance the accuracy of evolutionary deep neural networks and empowers computational abilities to address high-dimensional problems. Numerical experiments demonstrate the superior performance of the pETNNs in solving time-dependent complex equations, including the incompressible Navier-Stokes equations, high-dimensional heat equations, high-dimensional transport equations, and dispersive equations of higher-order derivatives.

AMS subject classifications: 65M99, 65L05, 68T07

Key words: time-dependent partial differential equations, tensor neural networks, evolutionary deep neural networks, high-dimensional problems.

1 Introduction

Partial differential equations (PDEs) are ubiquitous in modeling phenomena across scientific and engineering disciplines. They serve as indispensable tools in modeling continuum mechanics, electromagnetic theory, quantum mechanics, and a myriad of other fields where the evolution of systems across space and time is of interest. Traditional numerical approaches for solving PDEs, such as finite difference [30], finite element [10], and spectral methods [40], have been widely

used. However, the computational burden imposed by these methods grows exponentially with the increase in the problem dimensionality, often rendering them impractical for high-dimensional systems. This phenomenon, known as the “curse of dimensionality”, has been a persistent impediment to progress in various scientific domains.

The emergence of machine learning has introduced a novel set of tools to the scientific community, offering a potential panacea to the curse of dimensionality. Deep learning, a class of machine learning characterized by deep neural networks (DNNs), has been particularly successful in areas where traditional algorithms falter due to the complexity and volume of the data involved, such as [13, 19, 24, 29, 34, 49]. The universal approximation theorem underpins this capability, suggesting that a neural network can approximate any continuous function to a desired degree of accuracy [11, 21]. Leveraging this, researchers have proposed various frameworks where DNNs are trained to satisfy the differential operators, initial conditions, and boundary conditions of PDEs.

A notable advancement in the field is the emergence of deep Galerkin method [41], deep Ritz method [15], and physics-informed neural networks (PINNs) [38]. They embed the governing physical laws, encapsulated by PDEs, into the architecture of deep learning models. By incorporating the PDEs directly into the loss function, PINNs ensure that the learned solutions are not merely data-driven but also conform to the underlying physical principles. This integration of physical laws into the learning process imbues PINNs with the ability to generalize beyond the data they were trained on, making them particularly adept at handling scenarios where data is scarce or expensive to acquire.

However, the efficacy of PINNs is predominantly confined to the temporal domain for which they have been trained, typically within the interval $[0, T]$. Their ability to extrapolate beyond this training window is limited, which is a manifestation of neural networks’ inherent weakness in out-of-distribution generalization. This limitation hinders their predictive capacity, rendering them less effective for forecasting future states of the system under study.

The evolutionary deep neural networks (EDNNs) [14], which can address this challenge, have been developed as an innovative approach to solving time-dependent PDEs. The EDNNs are designed to evolve in tandem with the temporal dynamics they model, thus possessing an enhanced capability for prediction. This is achieved by structuring the neural network in a way that intrinsically accounts for the temporal evolution, allowing for a more robust extrapolation into future times. The methodology derived by the EDNNs has attracted significant attention. The authors in [7] employed this to build upon the foundational results established in [1]. Specifically, they move away from the traditional method of training DNNs for PDEs and adopt a new strategy that uses the Dirac-Frenkel variational principle to evolve the network parameters through a system of ordinary differential equations (ODEs). Subsequently, they have enhanced the computational efficiency by randomized sparse neural Galerkin schemes in [5]. Furthermore, the authors in [25] conducted a comprehensive investigation into the boundary treatment of EDNNs, leading to significant improvements.

Despite the method that the EDNNs can effectively compute the time-dependent PDEs and reasonably predict the related solutions, it seems unable to yield high precision due to its reliance on the Monte Carlo approach in the process of computing integrals. On the other hand, many works that delve into various techniques aimed at improving the accuracy and efficiency of deep

learning-based solvers for PDEs, such as [18, 22, 35, 36, 43]. Among them, the tensor neural networks (TNNs) emerge as a methodological innovation [33, 44, 45], characterized by a restructured network architecture that can employ Gaussian quadrature formula as an alternative to Monte Carlo integration, thus substantially enhances the accuracy of solutions. Nonetheless, the current implementation of this approach is exclusively tailored to stationary partial differential equations, and its utilization in the context of time-dependent differential equations has not been studied in the extant scholarly discourse.

This paper presents the partial evolutionary tensor neural networks (pETNNs, pronounced “*Peten*”), enhancing the TNNs framework to robustly compute time-dependent equations with exceptional accuracy. Our contributions can be delineated as follows:

- **Enhanced Computational Framework:** We have infused the TNNs framework with an augmented capacity, enabling it to handle time-dependent equations while ensuring high accuracy is maintained.
- **Innovative Update Strategies:** Novel parameter update strategies have been introduced, where only partial parameters are updated. This strategic limitation optimizes the allocation of computational resources, maintaining the system’s efficiency.
- **Posterior Error Estimation:** We formulate the posterior error bound for pETNNs based on the dynamical parametric approximation theory, which holds for various spatial discretization schemes.
- **Empirical Validation:** Numerical experiments with pETNNs reveal significant reductions in computational costs without compromising accuracy. The enhanced models not only achieve higher fidelity in numerical solutions than conventional EDNNs but also demonstrate superior capability in resolving complex equations such as the Navier-Stokes equations, simplified Korteweg-de Vries equations, high-dimensional heat equations, and high-dimensional transport equations.

This paper is organized as follows. We propose the main results of the pETNNs in Section 2, including the derivation process, and the corresponding algorithms. Extensive numerical experiments are carried out to validate the efficiency of the proposed pETNNs in Section 3. We finally present our conclusion and discussion in Section 4.

2 Partial Evolutionary Tensor Neural Networks

In this section, we will show the structure and derivation of pETNNs. We first review the architecture of TNNs, which have been used for solving stationary PDEs [44].

2.1 Tensor Neural Networks

For simplicity, we primarily discuss the method of approximating a scalar function using the TNNs, and it should be noted that the approach can be extended to high-dimensional cases straight-

forwardly. The function $u(x)$ is approximated by the TNNs as follows:

$$u(x; \theta) = \sum_{j=1}^p u_{1,j}(x_1; \theta^1) u_{2,j}(x_2; \theta^2) \cdots u_{d,j}(x_d; \theta^d) = \sum_{j=1}^p \prod_{i=1}^d u_{i,j}(x_i; \theta^i). \quad (2.1)$$

Fig. 1 shows the details about the TNNs with d sub-networks. Here $\theta = \{\theta^1, \dots, \theta^d\}$ denotes all parameters of the whole architecture, d is the dimension, the positive integer p is a hyper-parameter which is related to the canonical polyadic (CP) decomposition [27] structure approximating to $u(x)$, and $u_{i,j}(x_i; \theta^i)$ is the j -th output of the i -th sub-network.

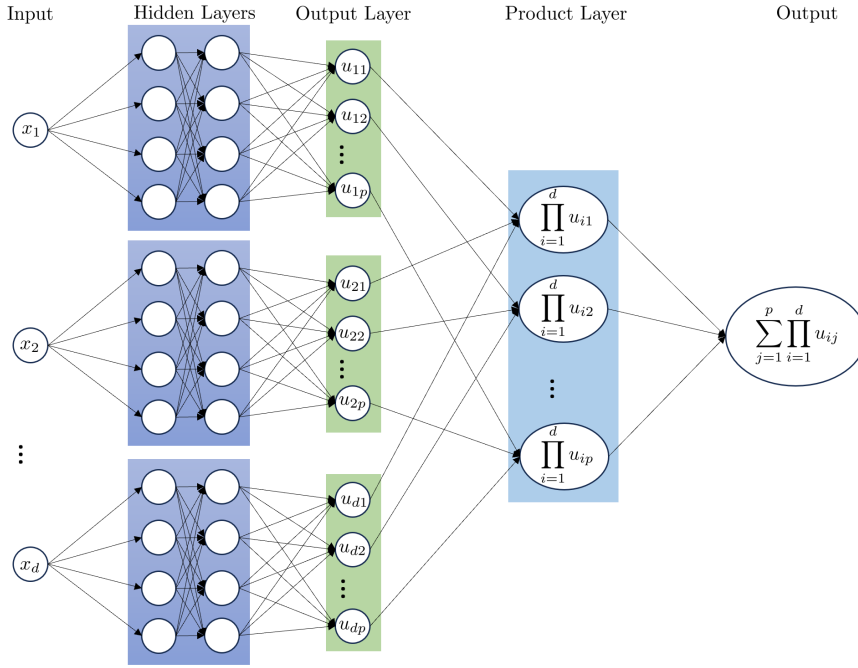


Figure 1: Schematic diagram of the tensor neural networks (TNNs). If the hidden layers of each sub-network is of width M and depth N , then the scale of the total free parameters is $O(M^2Nd + Mpd)$, which grows linearly in terms of the problem dimension d .

The introduction of TNNs drew inspiration from the MIONet [23], leveraging its unique structure to enable highly precise and efficient numerical integration for solving high-dimensional PDEs. Specifically, one of the most advantages of TNNs is that the high-dimensional integration of functions represented by TNNs can be decomposed into the product of a series of one-dimensional integration, which can be calculated using conventional Gaussian quadrature schemes and offers higher precision compared to the Monte Carlo methods. This approach can be effectively incorporated into the formulation of loss functions, especially those based on the Mean Squared Error (MSE) criterion, thereby improving the precision of solutions to PDEs obtained via deep neural network frameworks. Furthermore, representing a function with the TNNs leads to a remarkable decrease in computational complexity for its numerical integration, which overcomes the curse of

dimensionality in some sense (see Theorem 3 in [44]). For the comprehensive discussion and the capabilities of the TNNs, we refer the readers to [44, 45].

2.2 Partial Evolutionary Tensor Neural Networks

We now provide a detailed introduction to the pETNNs for solving time-dependent PDEs, which is inspired by [14]. Consider a time-dependent nonlinear partial differential equation of the form,

$$\begin{aligned} \frac{\partial u}{\partial t} - \mathcal{N}(u) &= 0, & (x, t) \in \Omega \times [0, T], \\ u(x, t=0) &= u_0(x) \end{aligned} \quad (2.2)$$

where $\Omega \subseteq \mathbb{R}^d$ denotes the spatial domain of the computation, T represents the termination time for the simulation, $u = u(x, t)$ is the scalar state function on both space and time and \mathcal{N} is a nonlinear differential operator. Fig. 2 shows the schematic diagram of the pETNNs. We add an embedding layer [42] to the original TNN architecture. In this paper, the embedding for periodic boundary conditions is adopted as

$$x_i \rightarrow a[\cos(bx_i), \sin(bx_i)],$$

where we use a and b to adjust the computational domain and the periodic frequency, respectively.

It is widely recognized that several prominent techniques for solving time-dependent PDEs with DNNs, such as PINNs [38], the deep Galerkin method [41], and the deep Ritz method [15], incorporate both time and spatial variables as inputs and have yielded impressive results. However, the structure of these methods makes it hard to make predictions beyond the training horizon. To forecast solutions without further training and achieve high accuracy, we propose the following pETNNs.

As depicted in Fig. 2 and referred back to (2.1), the parameters are divided into two parts, time-invariant (thin black lines) and time-variant variables (thick red lines), i.e., $\theta = \{\hat{\theta}(t), \tilde{\theta}\}$, and pETNNs propose to approximate the solution to the PDE (2.2) by

$$u(x, t) \approx \hat{u}(x, \theta(t)) = \sum_{j=1}^p \prod_{i=1}^d \hat{u}_{i,j}(x_i, \{\hat{\theta}^i(t), \tilde{\theta}^i\}). \quad (2.3)$$

In (2.3), the set $\{\hat{\theta}^i(t), \tilde{\theta}^i\}$ constitutes the collection of parameters associated with the i -th sub-network, where $\hat{\theta}^i(t)$ is designated as a function of time, and $\tilde{\theta}^i$ is fixed over time.

Since we consider the case where we do not have access to the training data to infer the parameter $\theta(t)$ in (2.3) to approximate the PDE solution directly, we propose to develop the governing equation for $\theta(t)$ so that the error is low. Assuming $\hat{\theta}(t)$ is differentiable, the time derivative of solution \hat{u} in (2.3) can be calculated by

$$\frac{\partial \hat{u}}{\partial t} = \frac{\partial \hat{u}}{\partial \hat{\theta}} \frac{d\hat{\theta}}{dt}.$$

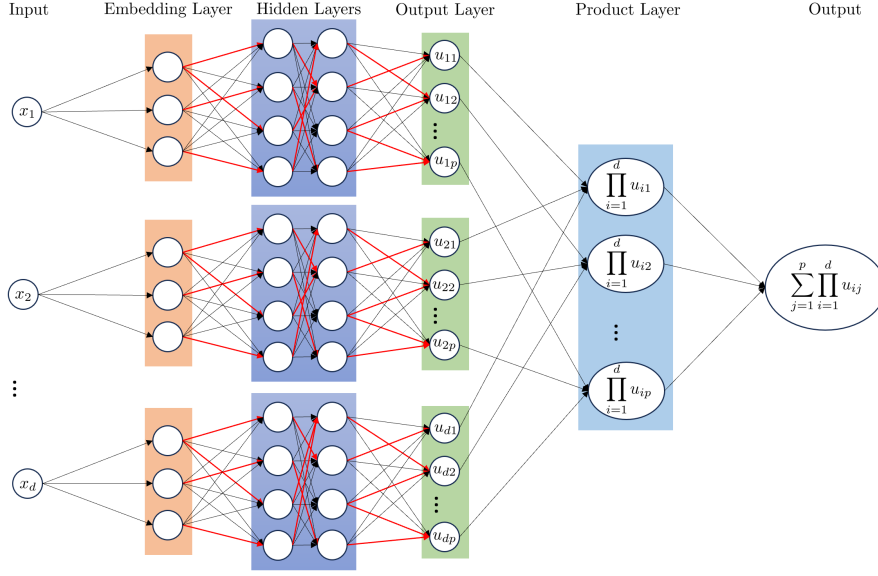


Figure 2: Schematic diagram of the partial evolutionary tensor neural networks (pETNNs). The thick red line represents the updated parameters and other parameters remain unchanged. The embedding layer is used to ensure the boundary conditions.

Inserting the ansatz \hat{u} in the PDE (2.2), we follow the Dirac-Frenkel variational principle, e.g., [14], which leads to the following ODE system for time-variant parameters $\hat{\theta}(t)$

$$\frac{d\hat{\theta}}{dt} = \operatorname{argmin}_{\gamma} J(\theta(t), \gamma), \quad (2.4)$$

$$\text{where } J(\theta(t), \gamma) = \frac{1}{2} \int_{\Omega} \left| \frac{\partial \hat{u}}{\partial \theta} \gamma - \mathcal{N}(\hat{u}) \right|^2 dx.$$

According to first-order optimality condition, the optimal solution γ_{opt} to the minimization problem in (2.4) satisfies the following linear system

$$\left(\int_{\Omega} \left(\frac{\partial \hat{u}}{\partial \hat{\theta}} \right)^T \left(\frac{\partial \hat{u}}{\partial \hat{\theta}} \right) dx \right) \gamma_{opt} = \int_{\Omega} \left(\frac{\partial \hat{u}}{\partial \hat{\theta}} \right)^T \mathcal{N}(\hat{u}) dx, \quad (2.5)$$

where the entries of the coefficient matrix are given by

$$\left(\int_{\Omega} \left(\frac{\partial \hat{u}}{\partial \hat{\theta}} \right)^T \left(\frac{\partial \hat{u}}{\partial \hat{\theta}} \right) dx \right)_{ij} = \int_{\Omega} \frac{\partial \hat{u}}{\partial w_i} \frac{\partial \hat{u}}{\partial w_j} dx. \quad (2.6)$$

Here, $w_i, w_j \in \hat{\theta}(t)$ are two specific neural network weights. Followed by the (2.3), consider all $w \in \hat{\theta}^k$ their derivatives in (2.6) can be calculated by

$$\frac{\partial \hat{u}}{\partial w} = \sum_{\ell_1=1}^p \frac{\partial \hat{u}_{k, \ell_1}(x_k, \{\hat{\theta}^k(t), \tilde{\theta}^k\})}{\partial w} \prod_{\ell_2=1, \ell_2 \neq k}^d \hat{u}_{\ell_2, \ell_1}(x_{\ell_2}, \{\hat{\theta}^{\ell_2}(t), \tilde{\theta}^{\ell_2}\}),$$

which suggests that the coefficient matrix in (2.5) has a block form. Moreover, similar to [44], we can efficiently compute the numerical integration involved in the first-order optimality conditions (2.5) due to the variable separation structure of TNN. We take advantage of the block form of the coefficient matrix and the efficient numerical integration of TNNs to compute the coefficients in (2.5), which is crucial for high-dimensional problems. We report the details in Appendix A. In practice, the linear system (2.5) is underdetermined, and we use “linalg.lstsq” in NumPy [20] to identify γ_{opt} , which solves (2.5) in the least squares sense with a cut-off ratio for small singular values.

Let $\gamma_{opt}(\hat{\theta})$ denote the least squares solution to (2.5) subject to $\hat{\theta}(t) = \hat{\theta}$, and, in this paper, we consider the predictor-corrector method (also known as the modified-Euler method) to numerically integrate the ODE system (2.4), which consists of a predictive step and a corrective step.

- Predictive Step (explicit Euler method):

$$\hat{\theta}_n^p = \hat{\theta}_n + \Delta t \gamma_{opt}(\hat{\theta}_n);$$

- Corrective Step (implicit Euler method):

$$\hat{\theta}_{n+1} = \hat{\theta}_n + \frac{\Delta t}{2} (\gamma_{opt}(\hat{\theta}_n) + \gamma_{opt}(\hat{\theta}_n^p)).$$

Here $\hat{\theta}_n = \hat{\theta}(n\Delta t)$ with Δt the time step size and n the index of time step. In general, the ODE system (2.4) can be numerically integrated using other standard methods.

In the initial phase of the procedure, to generate an initial value for the ODE system (2.4) and the value of time-invariant parameters $\tilde{\theta}$, we train the TNN, $\hat{u}(x, \theta)$, to approximate the initial condition $u(x, t=0) = u_0(x)$. The implementation, including embedded constraints and Dirichlet boundary conditions, follows the methodology outlined in [14]. Specifically, we train the tensor neural network with sufficient accuracy by

$$\min_{\theta} \|\hat{u}(x, \theta) - u_0(x)\|. \quad (2.7)$$

Here (so as in Section 3) $\|\cdot\|$ represents L_2 -norm, which can be directly calculated by conventional Gaussian quadrature schemes in the TNNs architecture. We summarize the entire procedure into Algorithm 1.

We want to note that in numerically solving the ODE system (2.4), the iterative computation unfolds across a series of discrete temporal intervals. Within each interval, we can partition the parameter θ into time-dependent $\hat{\theta}$ and time-independent $\tilde{\theta}$. Therefore, we present the corresponding Algorithm 2. We will examine the performance of these two algorithms and compare them with baseline methods in Section 3.1. It is noteworthy that Algorithm 1 may be regarded as a particular instantiation of Algorithm 2, characterized by the constancy of parameters across successive time steps. In general, such a characterization relies on prior knowledge of the PDE system, which may not be available. We close the section with the following remarks.

Remark 2.1. It is widely acknowledged that DNNs exhibit inherent parameter redundancy. The redundancy not only bolsters robustness but also enables us to attain results that match or surpass

Algorithm 1 pETNNs with Fixed Parameter Update for Solving PDEs

Input: PDE (2.2) with boundary conditions and initial values, Gauss points and quadrature weights, tolerance for the least squares method, time step size Δt

Output: Approximated solutions to the PDE (2.2) represented by the TNNs over $[0, T]$

- 1: Train the TNNs to approximate $u(x, t=0) = u_0(x)$ and obtain θ_0
 - 2: Partition θ_0 into time-dependent $\hat{\theta}_0$ and time-independent $\tilde{\theta}$
 - 3: **while** $n\Delta t < T$ **do**
 - 4: Apply Automatic Differentiation (AD) to $\hat{\theta}_n$ and integrate (2.6) using the TNNs structure
 - 5: Solve for $\gamma_{\text{opt}}(\hat{\theta}_n)$ in (2.5) by the least squares method
 - 6: Predictive step: $\hat{\theta}_n^p \leftarrow \hat{\theta}_n + \Delta t \gamma_{\text{opt}}(\hat{\theta}_n)$
 - 7: Apply AD to $\hat{\theta}_n^p$ and integrate (2.6)
 - 8: Solve for $\gamma_{\text{opt}}(\hat{\theta}_n^p)$ in (2.5) by the least squares method
 - 9: Corrective step: $\hat{\theta}_{n+1} \leftarrow \hat{\theta}_n + \frac{\Delta t}{2} (\gamma_{\text{opt}}(\hat{\theta}_n) + \gamma_{\text{opt}}(\hat{\theta}_n^p))$
 - 10: Update and save parameters $\hat{\theta}_{n+1}$
 - 11: **end while**
 - 12: **return** The updated TNNs with parameters $\{\theta_n\}$
-

Algorithm 2 pETNNs with Randomized Parameter Update for Solving PDEs

Input: A PDE (2.2) with boundary conditions and initial values, Gauss points and quadrature weights, tolerance for the least squares method, time step size Δt ,

Output: Approximated solutions to the PDE (2.2) represented by the TNNs over $[0, T]$

- 1: Train the TNNs to approximate $u(x, t=0) = u_0(x)$ and obtain θ_0
 - 2: **while** $n\Delta t < T$ **do**
 - 3: Partition θ_n randomly into time-dependent $\hat{\theta}_n$ and time-independent $\tilde{\theta}_n$
 - 4: Apply AD to $\hat{\theta}_n$ and integrate (2.6) using the TNNs structure
 - 5: Solve for $\gamma_{\text{opt}}(\hat{\theta}_n)$ in (2.5) by the least squares method
 - 6: Predictive step: $\hat{\theta}_n^p \leftarrow \hat{\theta}_n + \Delta t \gamma_{\text{opt}}(\hat{\theta}_n)$
 - 7: Apply AD to $\hat{\theta}_n^p$ and integrate (2.6)
 - 8: Solve for $\gamma_{\text{opt}}(\hat{\theta}_n^p)$ in (2.5) by the least squares method
 - 9: Corrective step: $\hat{\theta}_{n+1} \leftarrow \hat{\theta}_n + \frac{\Delta t}{2} (\gamma_{\text{opt}}(\hat{\theta}_n) + \gamma_{\text{opt}}(\hat{\theta}_n^p))$
 - 10: Update and save parameters $\theta_{n+1} = \{\hat{\theta}_{n+1}, \tilde{\theta}_n\}$
 - 11: **end while**
 - 12: **return** The updated TNNs with parameters $\{\theta_n\}$
-

those of full updates through updating partial parameters, either randomly or with careful selection. However, considering that different parameters indeed play distinct roles within the neural network, manually specifying sampling criteria can still provide us with additional benefits, such as enhancing the algorithm's stability over extended periods.

Remark 2.2. We want to clarify that using the Dirac-Frenkel variational principle to develop nonlinear evolutionary parametrization is a conventional method in molecular dynamics and computational chemistry. Recent works in the fields of AI for PDEs, e.g., [7], have leveraged the variational principle to derive systems of nonlinear evolution equations for the parameters of the parametric representation like DNN. We refer the readers to [7, 14] and references therein for the details. Besides combining such frameworks with TNNs, the key novelty of pETNNs is the low-rank structure of the parametrization and its numerical implementations, which make pETNNs possible to challenge high-dimensional problems.

Remark 2.3. The use of TNNs in our parametrization links pETNNs to the hierarchical tensor method employed for solving high-dimensional PDEs, as evidenced in [2, 3]. This approach addresses the notorious challenge of the curse of dimensionality encountered in the numerical resolution of high-dimensional PDEs. Inspired by the classical technique of variable separation and tensor decompositions, hierarchical tensor methods strive for low-rank approximations of the solution tensor of the PDE system, depending largely on the choices of spatial discretization and tensor decomposition format. Further details can be found in the review papers [3, 16]. Distinctly, the TNNs described in (2.1) offer a continuous representation of general rank- p tensors, not limited to any specific tensor decomposition format. As a consequence, pETNNs' implementation is independent of tensor decomposition algorithms, enhancing its storage efficiency and facilitating compatibility with high-dimensional PDEs with minimal prior knowledge of the solution structure. Moreover, in pETNNs, low-rank structures are integrated not only into the network architecture of the TNNs parameterization but also into the updating strategy. The efficacy of this approach will be demonstrated through numerical tests in Section 3. At a more advanced level, our method can be classified within the realm of low-rank approximation strategies for dynamical systems.

2.3 A Posterior Error Estimation of pETNNs

In this section, we discuss a posterior error bound of pETNNs subject to spatial discretization. Although pETNNs belong to the class of regularized dynamical parametric approximation [17], we cannot directly adopt the error estimation result in [17] since $\mathcal{N}(u)$ in (2.2), in general, does not satisfy the Lipschitz-continuous condition. To resolve the issue, we will further assume $\mathcal{N}(u)$ is linear and (2.2) can be transformed into a system of tensor-valued ODEs

$$\frac{du}{dt} = \mathbf{N}u, \quad u(0) = u_0, \quad (2.8)$$

where $u : [0, T] \rightarrow \mathbb{R}^{n_1 \times n_2 \times \dots \times n_d}$ is a multi-dimensional array of real numbers (the solution tensor), \mathbf{N} is a finite-dimensional linear operator (the discrete form of \mathcal{N}). In general, the structure of \mathbf{N} depends on the spatial discretization of u in (2.2), as well as on the tensor format utilized for

\mathbf{u} [39]. For example, when the spatial domain is a d -dimensional box, the solution tensor \mathbf{u} can be defined by approximating $u(x, t)$ using a finite-dimensional Galerkin basis with N degrees of freedom in each direction yields a total number of N^d degrees of freedom, and \mathbf{u}_0 in (2.8) is the projection of the initial condition u_0 in (2.2).

Another motivation for considering spatial discretization comes from the numerical implementations of pETNNs. Notice that we propose to solve the governing equation of $\hat{\theta}(t)$ (2.4) via the linear system (2.5) whose coefficients are determined by direct numerical integrations of \hat{u} and its partial derivatives on Ω (See Appendix A for the details). Therefore, even though the formulation of pETNNs is mesh-free and does not rely on a specific spatial discretization, numerically, the dynamics of $\hat{\theta}(t)$ governed by (2.4) is determined by the information $\hat{u}(x, \theta(t))$ over grid points.

Subject to the same spatial discretization in (2.8), let $\hat{\mathbf{u}}$ be the solution tensor of the approximated solution $\hat{u}(x, \theta(t))$ generated by pETNNs. Then, $\hat{\mathbf{u}}$ is govern by

$$\frac{d\hat{\mathbf{u}}}{dt} = N\hat{\mathbf{u}} + \mathbf{r}, \quad \hat{\mathbf{u}}(0) = \hat{\mathbf{u}}_0, \quad (2.9)$$

where $\hat{\mathbf{u}}_0$ is the projection of the pETNNs initialization $\hat{u}(x, \theta_0)$ obtained from the TNN training in (2.7) and \mathbf{r} denotes the defect introduced by pETNNs. We assume the defect satisfies $\|\mathbf{r}(t)\|_D \leq \delta(t)$, where $\|\cdot\|_D$ is some norm corresponding to the spatial discretization. Consequently, we reduce the problem to a perturbation analysis between two linear ODE systems (2.8) and (2.9). While $\delta(t)$ can be monitored during the computation and is thus available in a posterior manner. We propose the following posterior error estimation of pETNNs.

Proposition 2.1. *Consider the linear ODE system (2.8) and its approximation (2.9) satisfying*

1. (bounded linear operator) $\|N(\mathbf{u} - \mathbf{v})\|_D \leq L\|\mathbf{u} - \mathbf{v}\|_D$, and
2. (defect bound) $\|\mathbf{d}(t)\|_D \leq \delta(t)$,

We have the error bound

$$\|\mathbf{u}(t) - \hat{\mathbf{u}}(t)\|_D \leq e^{Lt} \|\mathbf{u}_0 - \hat{\mathbf{u}}_0\|_D + \int_0^t e^{L(t-s)} \delta(s) ds.$$

Proof. At $t=0$, we have $\|\mathbf{u}(0) - \hat{\mathbf{u}}(0)\|_D = \|\mathbf{u}_0 - \hat{\mathbf{u}}_0\|_D$, and the perturbation introduced by pETNNs is bounded by

$$\left\| \frac{d}{dt}(\mathbf{u} - \hat{\mathbf{u}}) \right\|_D \leq \|N(\mathbf{u} - \hat{\mathbf{u}})\|_D + \|\mathbf{r}\|_D \leq L\|\mathbf{u} - \hat{\mathbf{u}}\|_D + \delta(t).$$

The standard Growwall's inequality yields the error bound. \square

We want to remark on the assumptions and constants in Prop. 2.1. To begin with, we can take the Lipschitz constant L as the spectral radius of N . The relation between L and the dimension d is known as the stiffness in high-dimensional PDEs. For further discussion, we refer the reader to [39] and references therein. In [17], the defect bound is characterized by the regularized least squares loss of the linear system (2.5). Here, we consider a different regularization approach

by truncating the small singular values of the coefficient matrix in (2.5), and introduce the defect bound posteriorly. Lastly, notice that \mathbf{u}_0 and $\hat{\mathbf{u}}_0$ are projections of the initial condition u_0 and $\hat{u}(x, \theta_0)$, respectively, and we have $\|\mathbf{u}_0 - \hat{\mathbf{u}}_0\|_D \lesssim \|\hat{u}(x, \theta_0) - u_0(x)\|$, which is controlled by the approximation error of TNNs thanks to the universal approximation theory of TNNs [44].

3 Numerical Experiments

We present numerous numerical examples designed to demonstrate the efficacy of the pETNNs. We commence by examining the performance of various parameter update strategies within the pETNNs, including whole parameters update, and partial parameters update (Algorithm 1 and Algorithm 2). To illustrate the superiority of the pETNNs in accuracy, comparative experiments delineating their performance relative to the EDNNs are conducted. The long-term stability of the pETNNs is also demonstrated by an experiment with an ultra-long time. Additionally, we intend to employ the pETNNs for the approximate solutions of time-dependent complex PDEs with periodic and homogeneous Dirichlet boundary conditions, such as the 2D incompressible Navier-Stokes equations, the 10D heat equation, the 10D transport equation, and the 10D and 20D simplified Korteweg-de Vries (KdV) equation.

3.1 Comparisons and parameter update strategies

In the first experiment, we use the following transport equation

$$\frac{\partial u}{\partial t} + \sum_{i=1}^d \frac{\partial u}{\partial x_i} = 0, \quad x \in \Omega = [-1, 1]^d$$

to compare our method with baselines, including the PINNs, EDNNs and ETNNs. We also test Algorithm 1 and Algorithm 2 with partial and full updates to demonstrate the parameter update strategies. The considered transport equation reads as with the initial values

$$u(x, t=0) = \prod_{i=1}^d \sin(\pi x_i)$$

and periodic boundary conditions. The analytical solutions are

$$u(x, t) = \prod_{i=1}^d \sin(\pi(x_i - t)),$$

where $d = 2, 3$. The absolute error ε_a and relative error ε_r are respectively defined as

$$\varepsilon_a = \|\hat{u}(t) - u(t)\|, \quad \varepsilon_r = \frac{\|\hat{u}(t) - u(t)\|}{\|u(t)\|}.$$

As for the network architecture, we fix the hyperbolic tangent, \tanh , as the activation function for all models. For the PINNs in the 2D case, we use a 6-layer fully-connected neural network

with 20 neurons per layer. To impose the periodic boundary condition, the network input x_j is replaced with $\{\cos(\pi x_j), \sin(\pi x_j)\}$. We use a time-marching strategy [28] to split the time domain into intervals of length 2, and in each spatial-temporal domain of the form $[-1, 1]^2 \times [t_0, t_0 + 2]$, we create a uniform mesh of size $32^2 \times 400$. The PINNs model is trained via full-batch gradient descent using the Adam optimizer [26] for 10^6 iterations and followed by L-BFGS [8] for 5×10^4 iterations.

For the EDNNs, the architecture in the 2D case includes three hidden layers with 20 neurons per layer, whereas in the 3D case, it has four hidden layers with 32 neurons per layer. In contrast, the ETNNs maintain a consistent structure across 2D and 3D cases, with each sub-network containing two hidden layers of 20 neurons each.

Table 1 shows the relative errors of the PINNS, pEDNNs (EDNNs with partial update strategy, referred to as the randomized sparse neural Galerkin schemes [6]) and pETNNs for solving the 2D transport equation, and Table 2 enumerates the relative errors for their 3D counterparts. As suggested by the error statistics, pETNNs have a relatively higher accuracy due to the special structure of the tensor neural networks. Additionally, it is crucial to note that empirical evidence from our numerical experiments indicates that our pETNNs exhibit a substantial computational time superiority relative to the pEDNNs. This efficiency is particularly beneficial for solving high-dimensional PDEs, which has been specifically analyzed in [44].

	relative error ε_r					
	t=0	t=2	t=4	t=6	t=8	t=10
PINNs	3.67E-05	2.10E-04	3.28E-04	3.14E-04	3.89E-04	6.87E-04
EDNNs(1/3)	1.14E-04	1.15E-04	1.18E-04	1.23E-04	1.30E-04	1.39E-04
EDNNs(1/2)	1.14E-04	1.15E-04	1.16E-04	1.20E-04	1.30E-04	1.25E-04
EDNNs(all)	1.14E-04	1.15E-04	1.16E-04	1.17E-04	1.20E-04	1.23E-04
ETNNs(1/3)	1.79E-05	1.91E-05	2.20E-05	2.64E-05	3.07E-05	3.83E-05
ETNNs(1/2)	1.79E-05	1.89E-05	2.00E-05	2.13E-05	2.36E-05	2.66E-05
ETNNs(all)	1.79E-05	1.96E-05	2.36E-05	2.66E-05	3.24E-05	3.56E-05

Table 1: Relative errors of PINNs, pEDNNs and pETNNs with different parameter update strategies for solving the 2D transport equation, (*) denotes that only * of parameters are updated.

We also compare the results of different parameter update strategies. It shows that the efficacy of randomly updating a subset of TNN parameters is comparable to that of updating the entire set of parameters, and even randomly updating 1/6 of parameters can achieve excellent results, including numerical accuracy and stability. In contrast, as for the performance of pEDNNs, even though we reported the best relative error we obtained over various hyperparameter values in Table 2, the partial update strategy is still suboptimal.

We further test the robustness of Algorithm 2 under different initial parameters θ_0 obtained by independent training procedures of TNNs to approximate the initial condition. Starting with different satisfactory initial parameters, θ_0 , we update 1/3 of the parameters randomly at each iteration. The averaged absolute errors, calculated as the mean of results from three independent runs

	relative error ε_r					
	t=0	t=1	t=2	t=3	t=4	t=5
EDNNs(1/2)	2.87E-04	9.11E-03	1.22E-02	1.72E-02	2.03E-02	2.32E-02
EDNNs(all)	2.87E-04	2.88E-04	2.87E-04	2.89E-04	2.89E-04	2.91E-04
ETNNs(1/6)	3.23E-05	4.53E-05	5.87E-05	7.52E-05	8.95E-05	1.04E-04
ETNNs(1/3)	3.23E-05	3.31E-05	3.47E-05	3.70E-05	3.85E-05	4.02E-05
ETNNs(1/2)	3.23E-05	3.26E-05	3.33E-05	3.42E-05	3.54E-05	3.73E-05
ETNNs(2/3)	3.23E-05	3.26E-05	3.30E-05	3.38E-05	3.45E-05	3.57E-05
ETNNs(5/6)	3.23E-05	3.26E-05	3.31E-05	3.39E-05	3.44E-05	3.56E-05
ETNNs(all)	3.23E-05	3.27E-05	3.32E-05	3.38E-05	3.49E-05	3.61E-05

Table 2: Relative errors of pEDNNs and pETNNs with different parameter update strategies for solving the 3D transport equation, (*) denotes that only * of parameters are updated.

of Algorithm 2, (to reduce the uncertainty introduced by randomly selecting parameters) are illustrated in Fig. 3. The narrow error band (about 2.5×10^{-5}) indicates a high degree of methodological stability with respect to the initial parameters.

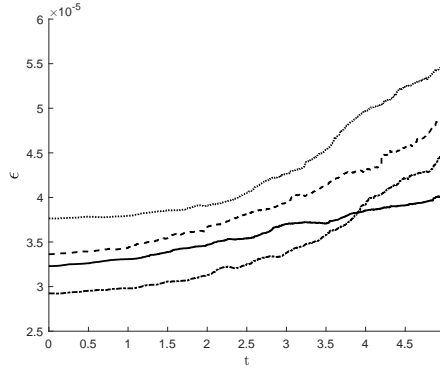


Figure 3: The averaged absolute errors of 3D transport equations over independent runs of Algorithm 2. We updated 1/3 of the parameters randomly per iteration. The four error curves corresponds to four different initial θ_0 configurations.

To assess the long-time stability of Algorithm 2 and the cumulative numerical errors over extended periods, we extend the time interval to $[0, 50]$, and consider the Runge-Kutta method (RK4) as the control group for comparison in our study. We still update 1/3 of the parameters per iteration, where the averaged absolute error is calculated as mean values from three independent runs. Our parameter update strategy employs two distinct approaches: the first consistently incorporates the first layer in update (denoted by “w/ first layer”), which involves all the weights that connect the embedding layer and hidden layer in Fig. 2, while the second imposes no mandatory inclusion of any specific layer (denoted by “vanilla”). We draw the results in Fig. 4(left), and even by time $t = 50$, the averaged absolute error of RK4 remains on the order of 10^{-5} , demonstrating the

method's sustained stability over a long time. Furthermore, recognizing the potential superiority of the “with first layer” strategy for parameter updates, we replicate the experimental framework to conduct an additional experiment over an ultra-long time, $[0, 500]$. The results of this experiment, which are depicted in Fig. 4(right), underscore our algorithm's exceptional accuracy and remarkable stability over an extensively prolonged period.

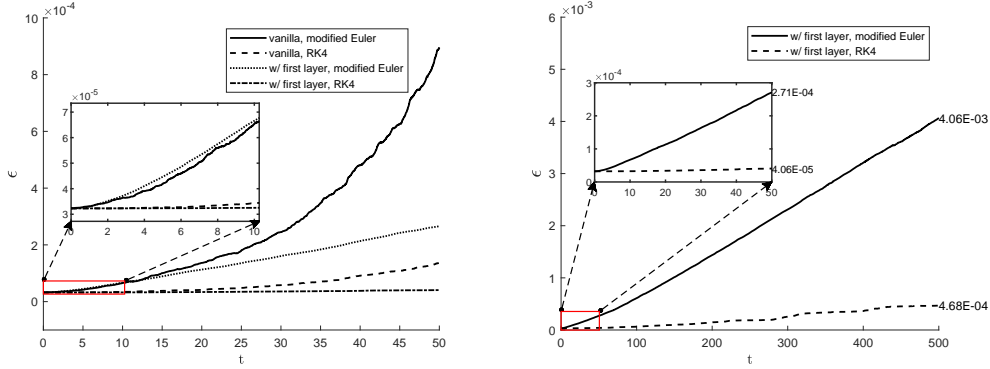


Figure 4: Averaged absolute errors of updating 1/3 of the parameters randomly per iteration: 50 (left) and 500 (right) time units. “vanilla” represents random update in every time step; “w/ first layer” represents that the inclusion of the update parameters in the first layer is mandatory; “modified Euler” represents predictor-corrector (modified-Euler) method, and “RK4” represents explicit fourth-order Runge-Kutta method.

The main difference between Algorithm 1 and Algorithm 2 is that Algorithm 2 resamples the parameters to be evolved at each time step. In Fig. 5, we plot the absolute errors of both algorithms with different parameter update strategies. We find that resampling the parameters to be evolved at each step always outperforms constantly updating a fixed subset of parameters. Thus, we adopt Algorithm 2 in the following numerical experiments.

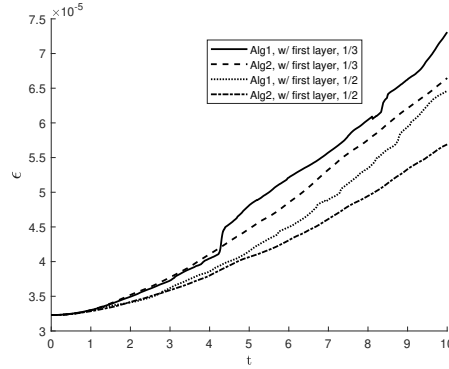


Figure 5: Averaged absolute errors of different update strategies. “w/ first layer” represents that the inclusion of the update parameters in the first layer is mandatory, and 1/3(1/2) represents that only 1/3(1/2) of parameters are updated at each time step.

3.2 The Navier-Stokes Equations

The incompressible Navier-Stokes (NS) equations are a set of nonlinear PDEs that describe the motion of fluid substances such as liquids and gases. We consider the two-dimensional Kolmogorov flow [32] for a viscous, incompressible fluid with periodic boundary condition

$$\frac{\partial \mathbf{q}}{\partial t} + (\mathbf{q} \cdot \nabla) \mathbf{q} = -\nabla p + \frac{1}{Re} \nabla^2 \mathbf{q} + \mathbf{f}, \quad \nabla \cdot \mathbf{q} = 0, \quad (x, y) \in [0, 2\pi]^2, \quad (3.1)$$

where $\mathbf{q} = (u(x, y, t), v(x, y, t))$ denotes the velocity, p is the pressure, $Re > 0$ is the Reynolds number, and $\mathbf{f} = (\sin(4y), 0)^\top$ is the source term. Unlike the other equations tested in the paper, e.g., transport and heat equations, the explicit form of the exact solution is unavailable. The data of the exact solution is obtained by the KolSol [12], which solves (3.1) using the Fourier-Galerkin approach [9] with the time step $\Delta t = 1e-3$ and $Re = 40$.

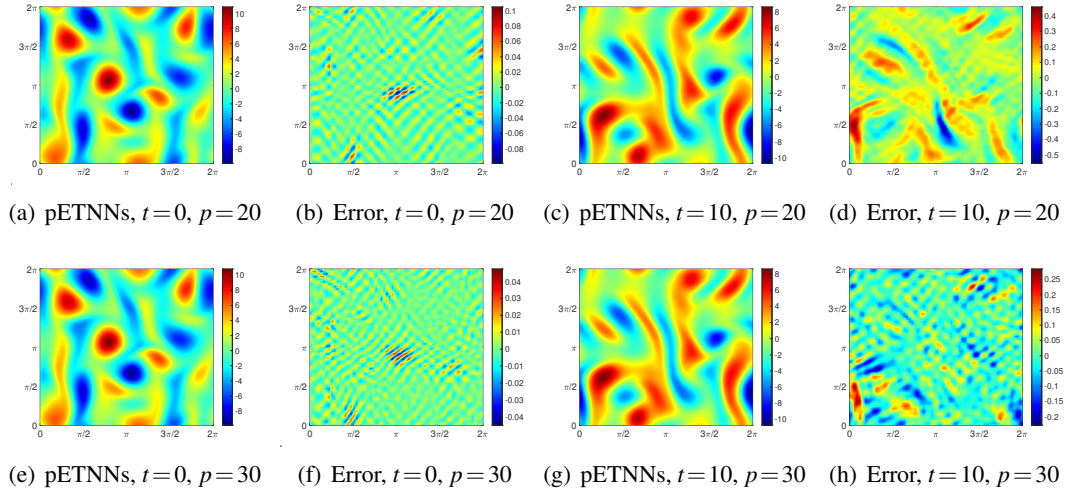


Figure 6: The pETNNs solution and error profiles to the Navier-Stokes equations and the error at time $t=0$ and $t=10$. Figs. (a)-(d) correspond to the pETNN solution of rank $p=20$, while Figs. (e)-(h) correspond to the pETNN solution of rank $p=30$. The error profile is defined as the difference between the pETNNs solution $(\hat{\psi}_y, -\hat{\psi}_x)$ and the reference solution generated by the Fourier-Galerkin approach.

To preserve the divergence-free condition in the NS equation, we assume that $u = \psi_y, v = -\psi_x$ for some function $\psi(x, y, t)$, and we are trying to solve for $\psi(x, y, t)$ in this experiment. In particular, by substituting (u, v) in (3.1) with $(\psi_y, -\psi_x)$, the PDE (3.1) transforms into a PDE system for ψ of the form

$$\frac{\partial}{\partial t} \psi_y = \mathcal{N}_1(\psi_x, \psi_y), \quad \frac{\partial}{\partial t} \psi_x = \mathcal{N}_2(\psi_x, \psi_y), \quad (3.2)$$

where

$$\begin{aligned} \mathcal{N}_1(\psi_x, \psi_y) &= -p_x - (\psi_y^2)_x + (\psi_x \psi_y)_y + \frac{1}{Re} \Delta \psi_y \\ \mathcal{N}_2(\psi_x, \psi_y) &= p_y + (\psi_x^2)_y - (\psi_x \psi_y)_x + \frac{1}{Re} \Delta \psi_x \end{aligned}$$

Introduce a TNN parameterization to ψ , $\psi \approx \hat{\psi}(x, y, \theta(t))$, and we apply pETNNs to the two time-dependent PDEs in (3.2) and couple the resulting ODE systems. Such auxiliary function ψ can be derived by the vorticity of the flow, $\omega = v_x - u_y$, which satisfies $\omega = -\Delta\psi$, that is, ψ is a solution to the Poisson equation with the vorticity as the source term. We also use the relation to generate initial conditions for $\psi(x, y, t=0)$ from the vorticity data in [32].

In this experiment, for the two sub-networks in the TNNs, we adopt tanh activation and set two hidden layers with 30 neurons in each layer. We apply Algorithm 2 and update 1/2 of the parameters in each iteration. Fig. 6 reports the solution and error profiles of pETNNs for two rank setups $p=20$ and $p=30$. The solution derived from the pETNNs closely approximates the high-fidelity numerical solution. In Fig. 7, we plot the error curves in terms of the vorticity of the flow. Our method reaches competitive accuracy compared with other deep learning methods, e.g., [31, 32], under the same Reynolds number.

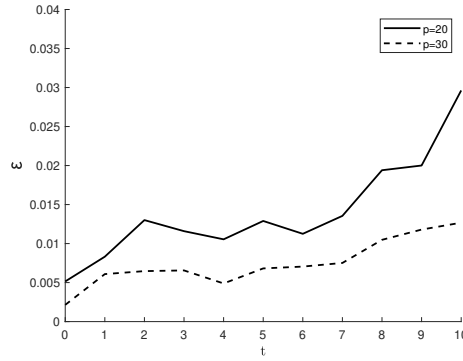


Figure 7: The relative L^2 -error of the vorticity up to 10 time unites: pETNN with rank $p=20$ (solid) and $p=30$ (dash).

3.3 High-dimensional Heat Equation

The heat equation is a fundamental PDE in mathematics, physics, and engineering that describes the heat distribution in a given region over time. As a parabolic PDE, it is the cornerstone of Fourier theory and heat conduction analysis. Here we consider the 10-dimensional ($d=10$) heat equation,

$$\frac{\partial u}{\partial t} = v \Delta u, \quad x \in \Omega = [-1, 1]^d, \quad v = ((d+3)\pi^2)^{-1},$$

with the initial values

$$u(x, t=0) = \sum_{k=1}^d \sin(2\pi x_k) \cdot \prod_{i \neq k}^d \sin(\pi x_i), \quad (3.3)$$

and the Dirichlet boundary conditions and its analytical solution is

$$u(x, t) = \sum_{k=1}^d \sin(2\pi x_k) \cdot \prod_{i \neq k}^d \sin(\pi x_i) \exp(-t). \quad (3.4)$$

In this experiment, each sub-network has three hidden layers with 20 neurons in each layer. We use an RK4 scheme with a fixed time step size of $5e-3$. The results obtained by pETNNs with different ranks and update parameters are plotted in Fig. 8. We can see that they all have high accuracy, which demonstrates the efficacy of pETNNs. In particular, notice that when $p = 5$ the rank of TNN is less than $d = 10$, which suggests the exact solution (3.4) may have a low-rank structure. We further estimate the rank of the solution tensor and compute its CP decomposition. The corresponding numerical results are reported in Appendix B, which support the existence of a low-rank approximation to the exact solution.

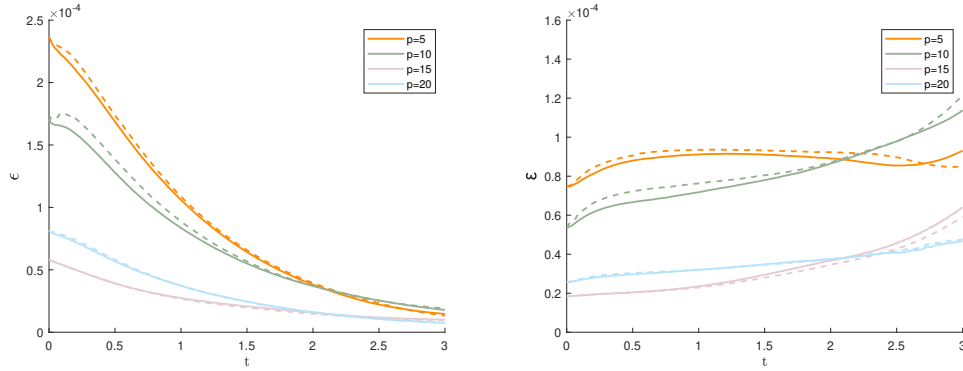


Figure 8: Absolute (left) and relative (right) errors of pETNNs for solving 10D heat equation. Here, p denotes the rank of TNNs (2.1) used in pETNNs, and the solid(dashed) lines denote the error curves in which only $1/3(1/2)$ of parameters are updated at each time step.

3.4 High-dimensional Transport Equation

We have used 2D and 3D transport equations with isotropic velocities to validate our pETNNs in Section 3.1. Here, we will adopt the pETNNs to solve the 10D transport equation to demonstrate the efficacy of our method for solving high-dimensional transport PDE with anisotropic velocities. Besides the increase in dimension, we will also consider more complex wave speeds and initial conditions

$$\frac{\partial u}{\partial t} + \sum_{i=1}^d c_i \frac{\partial u}{\partial x_i} = 0, \quad x \in \Omega = [-1, 1]^d, \quad u(x, t=0) = \sum_{k=1}^d \cos(\pi x_k) \prod_{i \neq k} \sin(\pi x_i),$$

with periodic boundary conditions. The analytical solutions are

$$u(x, t) = \sum_{k=1}^d \cos(\pi(x_k - c_k t)) \prod_{i \neq k} \sin(\pi(x_i - c_i t)),$$

with $d = 10$ and the wave speed $c_k = 0.2 * k$. We set that each sub-network consists of two hidden layers and each layer has 20 neurons. We use an RK4 scheme with a fixed time step size of $1e-3$. Fig. 9 shows the results of employing Algorithm 2 to the 10D transport equation. The small

relative errors demonstrate that our pETNNs perform well in solving high-dimensional transport equations.

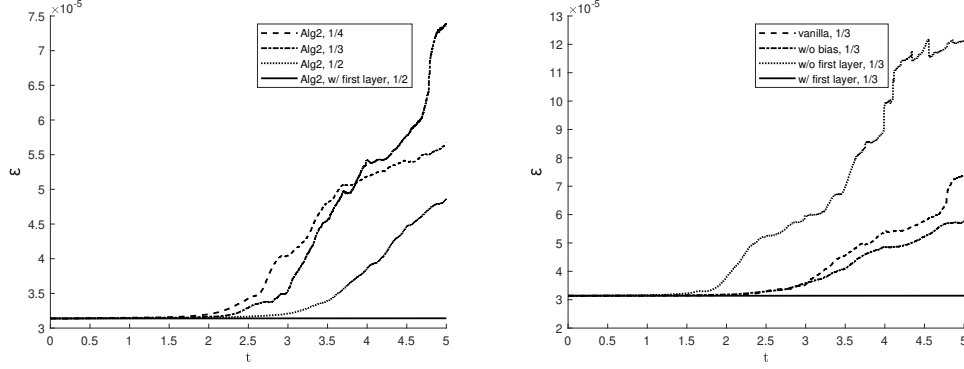


Figure 9: Relative errors of pETNNs with randomized parameter update strategy for solving the 10D transport equation: changing the size of evolutionary parameters (left) and changing the selecting strategy of evolutionary parameters (right). In the left figure, 1/4, 1/3, and 1/2 denote that 1/4, 1/3, and 1/2 of parameters are updated at each time step. In the right figure, “vanilla” denotes that the update parameters are randomly chosen in every time step; “w/ first layer” denotes that the inclusion of the update parameters in the first layer is mandatory, whereas “w/o first layer” signifies precisely the opposite, indicating the exclusion; and “w/o bias” denotes the update parameters without the TNNs bias parameter in every time step.

Additionally, we have also investigated the impact of parameter selection on numerical accuracy and stability. Within each sub-network, we update 1/3 of the parameters. Various strategies were employed, including random updates, mandatory updates of the first layer’s parameters with each iteration, deliberately excluding the first layer’s parameters from the update, and omitting bias from the updating process. The numerical results of these strategies are illustrated in Fig.9. The experimental results indicate little difference in the precision of the results obtained by these update methods, which underscores the efficiency of Algorithm 2 in the short-time regime.

3.5 A High-dimensional Simplified KdV Equation

Our last experiment aims to highlight the ability of pETNNs to handle high-dimensional PDEs involving higher-order derivatives. We will consider the following linear dispersive equation, which can be interpreted as a simplification of the KdV equation,

$$\frac{\partial u}{\partial t} + c \sum_{i=1}^d \frac{\partial^3 u}{\partial x_i^3} = f, \quad x \in \Omega = [-1, 1]^d, c = 1/\pi^3.$$

We propose the exact solution

$$u(x, t) = \prod_{i=1}^d \sin(\pi x_i) \exp(-t)$$

with the corresponding source term

$$f = -\prod_{i=1}^d \sin(\pi x_i) \exp(-t) - \sum_{i=1}^d \cos(\pi x_i) \prod_{j=1, j \neq i}^d \sin(\pi x_j) \exp(-t).$$

Here we choose $d=10$ and 20, and for all cases, the sub-network has two hidden layers with 30 neurons in each layer. The absolute and relative errors are depicted in Figs. 10 and 11. All results support pETNNs' excellent performances for high-dimensional simplified KdV-type equations with high accuracy.

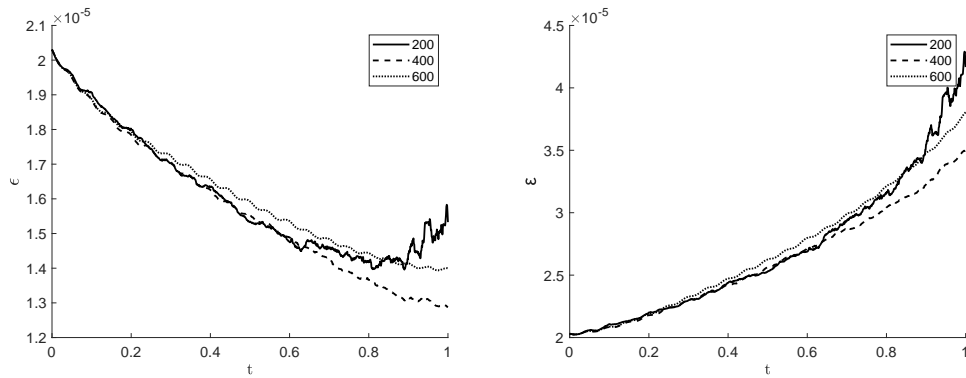


Figure 10: Absolute (left) and relative (right) errors of pETNNs for solving the 10D KdV-type equation. Here 200, 400, and 600 parameters are sampled from all of the 1330 parameters in each sub-network and updated in every time step.

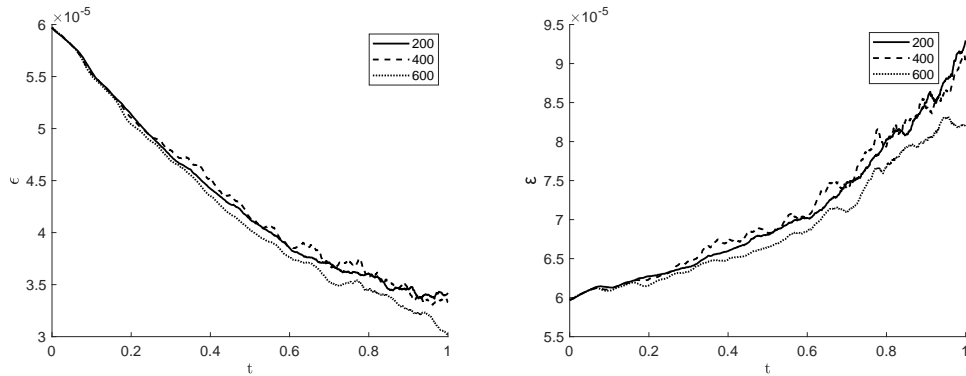


Figure 11: Absolute (left) and relative (right) errors of pETNNs for solving the 20D KdV-type equation. Here 200, 400, and 600 parameters are sampled from all of the 1640 parameters in each sub-network and updated in every time step.

4 Conclusions

The paper introduces the pETNNs framework as a mesh-free deep learning method for solving time-dependent PDEs. The pETNNs blend the structural advantages of TNNs for high-dimensional problems with evolutionary parameters, yielding not only superior accuracy compared to EDNNs but also exceptional extrapolation capabilities. By employing partial parameter updating strategies, the proposed pETNNs can reduce computational costs significantly. We demonstrate their computational efficiency in addressing high-dimensional time-dependent problems, expanding the utility of deep learning beyond traditional applications in PDEs.

Numerical experiments conducted on various challenging equations, such as the incompressible Navier-Stokes equations, high-dimensional heat equations, high-dimensional transport equations, and dispersive equations of higher-order derivatives, highlight the superior performance of the pETNNs in accurately solving these complex problems. The findings indicate that the pETNNs make a noteworthy contribution to the field of computational methods for time-dependent equations and could play a significant role in advancing scientific research across various disciplines.

On the other hand, although the implementation of pETNNs has demonstrated success, future research will aim to comprehensively investigate the scalability and applicability of the method. This investigation into scalability will include the adaptation of pETNNs to accommodate irregular boundary conditions, a systematic examination of parameter update methodologies, and an assessment of long-term stability. In terms of applicability, efforts will be directed towards employing this method to specific physical models, notably in addressing challenges raised in Bose-Einstein condensates [46], quasicrystals [47], liquid crystals [48], etc.

Code and Data Availability

Data and code are available from the corresponding author upon reasonable request for research purposes.

Acknowledgements

This work was supported by the National Natural Science Foundation of China (No.12225102, T2321001, 12288101, and 12301520) and the Beijing Outstanding Young Scientist Program (JWZQ20240101027).

A The numerical integrations of the coefficient matrix

In Section 2.2, we introduced the governing equation (2.4) of the TNN parameters, where the velocity corresponds to the solution to the following least squares problem

$$\min J(\gamma) = \frac{1}{2} \int_{\Omega} \left| \frac{\partial u}{\partial \theta} \gamma - \mathcal{N}(u) \right|^2 dx.$$

(Here, we have removed the “hat” notation for simplicity) To obtain the first-order optimality condition in Eq. (2.5), previous works, e.g., [5, 14, 25], selected a set of spatial points, $\mathbf{x}_1, \dots, \mathbf{x}_n \in \Omega$, and then assemble the observation matrix of the gradients,

$$\mathbf{J} = [\nabla_{\theta} u(\mathbf{x}_1; \theta), \dots, \nabla_{\theta} u(\mathbf{x}_n; \theta)]^T,$$

where $\nabla_{\theta} u = \left(\frac{\partial u}{\partial \theta} \right)^T$ is a column vector. When n is large enough, the ensemble average $\frac{1}{n} \mathbf{J}^T \mathbf{J}$ is a good approximation of the integral $\int_{\Omega} \left(\frac{\partial u}{\partial \theta} \right)^T \left(\frac{\partial u}{\partial \theta} \right) dx$.

In comparison, thanks to the tensor expansion structure of TNN, the coefficients in the optimality condition can be directly calculated via a numerical integration scheme and this computation is highly parallelizable [44]. For example, suppose we have two rank- p TNNs

$$u(x) = \sum_{j=1}^p \prod_{i=1}^d u_{i,j}(x_i), \quad v(x) = \sum_{j=1}^p \prod_{i=1}^d v_{i,j}(x_i)$$

with input $x = (x_1, \dots, x_d) \in \Omega = [0, 1]^d$. In each one-dimensional domain, we choose K Gauss points $\{z_k\}_{k=1}^K$ and the corresponding weights $\{w_k\}_{k=1}^K$, then the integration of the product of u and v can be calculated via

$$\begin{aligned} \int_{\Omega} uv dx &= \sum_{1 \leq j_1, j_2 \leq p} \int_{\Omega} \prod_{i=1}^d u_{i,j_1} v_{i,j_2} dx = \sum_{1 \leq j_1, j_2 \leq p} \left(\int_0^1 u_{1,j_1} v_{1,j_2} dx_1 \right) \cdots \left(\int_0^1 u_{d,j_1} v_{d,j_2} dx_d \right) \\ &\approx \sum_{1 \leq j_1, j_2 \leq p} \left(\sum_{k=1}^K w_k u_{1,j_1}(z_k) v_{1,j_2}(z_k) \right) \cdots \left(\sum_{k=1}^K w_k u_{d,j_1}(z_k) v_{d,j_2}(z_k) \right). \end{aligned}$$

As for the coefficients in the first-order optimality conditions (2.5), note that the parameters θ of TNN can be divided into disjoint components $\theta^1, \dots, \theta^d$ as in (2.1), where θ^i corresponds to the parameters of the sub-network associated with the i -th dimension of the input. As a result, u in (2.5) is of the form

$$u(x, \theta) = \sum_{j=1}^p \prod_{i=1}^d u_{i,j}(x_i, \theta^i).$$

For any two parameters θ_s and θ_t in θ , we have the following two cases.

Case I: (diagonal blocks) θ_s and θ_t are located in the same sub-network. Without loss of generality, we assume that $\theta_s, \theta_t \in \theta^{i_0}$, then the (s, t) -component of the matrix $\int_{\Omega} \left(\frac{\partial u}{\partial \theta} \right)^T \left(\frac{\partial u}{\partial \theta} \right) dx$ can be calculated by

$$\int_{\Omega} \frac{\partial u}{\partial \theta_s} \frac{\partial u}{\partial \theta_t} dx \approx \sum_{1 \leq j_1, j_2 \leq p} \left[\prod_{i \neq i_0} \left(\sum_{k=1}^K w_k u_{i,j_1}(z_k) u_{i,j_2}(z_k) \right) \right] \left(\sum_{k=1}^K w_k \frac{\partial u_{i_0,j_1}(z_k)}{\partial \theta_s} \frac{\partial u_{i_0,j_2}(z_k)}{\partial \theta_t} \right),$$

where the factor $\prod_{i \neq i_0} \left(\sum_{k=1}^K w_k u_{i,j_1}(z_k) u_{i,j_2}(z_k) \right)$ is shared by all $\theta_s, \theta_t \in \theta^{i_0}$.

Case II: (off-diagonal blocks) θ_s and θ_t are located in different sub-networks. We assume that $\theta_s \in \theta^{i_1}$ and $\theta_t \in \theta^{i_2}$, then we have

$$\int_{\Omega} \frac{\partial u}{\partial \theta_s} \frac{\partial u}{\partial \theta_t} dx \approx \sum_{1 \leq j_1, j_2 \leq p} \left[\prod_{i \neq i_1, i_2} \left(\sum_{k=1}^K w_k u_{i, j_1}(z_k) u_{i, j_2}(z_k) \right) \right] \left(\sum_{k=1}^K w_k \frac{\partial u_{i_1, j_1}(z_k)}{\partial \theta_s} u_{i_1, j_2}(z_k) \right) \left(\sum_{k=1}^K w_k u_{i_2, j_1}(z_k) \frac{\partial u_{i_2, j_2}(z_k)}{\partial \theta_t} \right),$$

where the factor $\prod_{i \neq i_1, i_2} \left(\sum_{k=1}^K w_k u_{i, j_1}(z_k) u_{i, j_2}(z_k) \right)$ is shared by all $\theta_s \in \theta^{i_1}$ and $\theta_t \in \theta^{i_2}$.

In practice, we treat the coefficient matrix $\int_{\Omega} \left(\frac{\partial u}{\partial \theta} \right)^T \left(\frac{\partial u}{\partial \theta} \right) dx$ as a block matrix of $d \times d$ blocks, and each block can be parallelly computed in a matrix-wise manner, e.g., using the “einsum” function in NumPy.

B Tensor rank of the solution to the Heat Equation

In Section 3.3, Fig. 8 suggests a low-rank TNN ($p = 5$) can decently approximate the solution of the heat equation, which reveals the possible existence of a low-rank structure of the solution. In this appendix, we review the basic concept of tensor rank and numerically estimate the rank of the solution to the heat equation in Section 3.3. For the details of the tensor theory and tensor decompositions, we refer the readers to [4, 27]. We used the MATLAB package Tensorlab [37] to perform the tensor computations within the appendix. A PDF version of the user guide can be found here[†].

An N -way tensor $\mathbf{X} = (x_{i_1 i_2 \dots i_N}) \in \mathbb{R}^{I_1 \times I_2 \times \dots \times I_N}$ is rank one if it can be written as the outer product of N vectors, i.e.,

$$\mathbf{X} = \mathbf{a}^{(1)} \circ \mathbf{a}^{(2)} \circ \dots \circ \mathbf{a}^{(N)}, \quad \mathbf{a}^k \in \mathbb{R}^{I_k}, \quad k = 1, 2, \dots, N.$$

In other words, each element of \mathbf{X} is the product of the corresponding vector elements:

$$x_{i_1 i_2 \dots i_N} = a_{i_1}^{(1)} a_{i_2}^{(2)} \dots a_{i_N}^{(N)}, \quad 1 \leq i_k \leq I_k, \quad k = 1, 2, \dots, N.$$

The CP decomposition factorizes a tensor into a sum of rank-one tensors. For example, given a 3-way tensor $\mathbf{Y} \in \mathbb{R}^{I \times J \times K}$, we wish to write \mathbf{Y} as

$$\mathbf{Y} \approx \sum_{r=1}^R \mathbf{a}_r \circ \mathbf{b}_r \circ \mathbf{c}_r,$$

where $\mathbf{a}_r \in \mathbb{R}^I$, $\mathbf{b}_r \in \mathbb{R}^J$, and $\mathbf{c}_r \in \mathbb{R}^K$ for $r = 1, 2, \dots, R$, and R stands for the rank of the decomposition. In general, the rank of a tensor \mathbf{X} , denoted $\text{rank}(\mathbf{X})$, is defined as the smallest number of rank-one tensors in an exact CP decomposition. The definition of tensor rank is analogous to the definition

[†]<https://www.tensorlab.net/userguide3.pdf>

of a matrix rank, but their properties are quite different, and there is no straightforward algorithm to determine the rank of a given tensor [27].

Consider the heat equation discussed in Section 3.3, and introduce its d -way solution tensor $\mathbf{u}(t) : [0, T] \rightarrow \mathbb{R}^{n \times n \times \dots \times n}$ based on a homogeneous Cartesian grid over the box $[0, 1]^d$. The spatial discretization is homogeneous in the sense that the sets of grid points are identical in each direction. As a side note, any straightforward spacial discretization of high-dimensional PDEs inevitably leads to the curse of dimensionality. To address the exponential growth of the computational cost and the storage requirement, a series of techniques have been proposed, e.g., the hierarchical Tucker tensor format. We refer the readers to [39] and the references therein for the details. Here, since our main interest is the rank of the solution, we consider a Cartesian grid as the spacial discretization for simplicity.

Due to the variable separation form of the explicit solution in (3.4), we know that $\text{rank}(\mathbf{u}(t))$ is independent of t . Set $t=0$, we rewrite the initial condition in (3.3) as

$$u(x, t=0) = 2 \sum_{k=1}^d \cos(2\pi x_k) \cdot \prod_{i=1}^d \sin(\pi x_i),$$

which suggests $\text{rank}(\mathbf{u}(0)) \leq d$. In particular, we implemented “rankest” and “cpd” in Tensorlab [37] to estimate the lower bound of $\text{rank}(\mathbf{u}(0))$ and the residual error of its CP decomposition, respectively. Fig. 12 shows the corresponding numerical results. Due to the storage issue, we set $d=6$ and $n=10$, and we added a 0.5% random noise tensor to the solution tensor $\mathbf{u}(0)$ to improve the numerical stability. Although we cannot confirm the tensor rank of $\mathbf{u}(0)$, Fig. 12 supports the existence of a low-rank approximation toward the solution, which partially explains the performance of pETNN in Fig. 8 when p is less than the dimension of the problem.

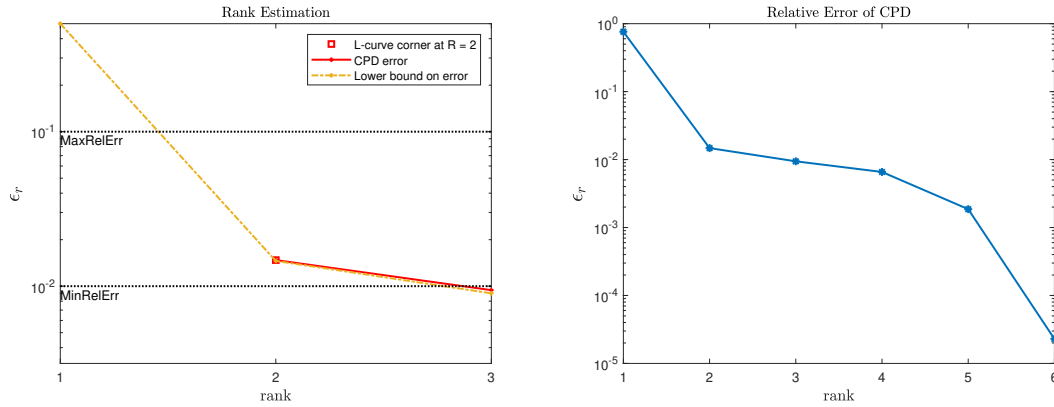


Figure 12: The rank estimation of the solution tensor $\mathbf{u}(0)$ (left) suggests the lower bound of the rank is 2. The relative error of CP decompositions (right) reproduces the “L-curve” as the rank of the decomposition increases. The relative error is defined based on the Frobenius norm.

References

- [1] William Anderson and Mohammad Farazmand. Evolution of Nonlinear Reduced-Order Solutions for PDEs with Conserved Quantities. *SIAM Journal on Scientific Computing*, 44(1):A176–A197, 2022.
- [2] Markus Bachmayr. Low-rank tensor methods for partial differential equations. *Acta Numerica*, 32:1–121, 2023.
- [3] Markus Bachmayr, Reinhold Schneider, and André Uschmajew. Tensor networks and hierarchical tensors for the solution of high-dimensional partial differential equations. *Foundations of Computational Mathematics*, 16:1423–1472, 2016.
- [4] Markus Bachmayr, Reinhold Schneider, and André Uschmajew. Tensor Networks and Hierarchical Tensors for the Solution of High-Dimensional Partial Differential Equations. *Foundations of Computational Mathematics*, 16(6):1423–1472, 2016.
- [5] Jules Berman and Benjamin Peherstorfer. Randomized sparse neural galerkin schemes for solving evolution equations with deep networks. In A. Oh, T. Neumann, A. Globerson, K. Saenko, M. Hardt, and S. Levine, editors, *Advances in Neural Information Processing Systems*, volume 36, pages 4097–4114. Curran Associates, Inc., 2023.
- [6] Jules Berman and Benjamin Peherstorfer. Randomized Sparse Neural Galerkin Schemes for Solving Evolution Equations with Deep Networks. *Advances in Neural Information Processing Systems*, 2023.
- [7] Joan Bruna, Benjamin Peherstorfer, and Eric Vanden-Eijnden. Neural Galerkin schemes with active learning for high-dimensional evolution equations. *Journal of Computational Physics*, 496:112588, 2024.
- [8] Richard H Byrd, Peihuang Lu, Jorge Nocedal, and Ciyu Zhu. A limited memory algorithm for bound constrained optimization. *SIAM Journal on scientific computing*, 16(5):1190–1208, 1995.
- [9] Claudio Canuto, M. Y. Hussaini, Alfio Quarteroni, and Jr Z. Thomas A. *Spectral methods in fluid dynamics*. Springer, 1988.
- [10] Philippe G. Ciarlet. *The Finite Element Method for Elliptic Problems*. Classics in Applied Mathematics. Society for Industrial and Applied Mathematics, Philadelphia, PA, classics in applied mathematics edition, 2002.
- [11] George Cybenko. Approximation by superpositions of a sigmoidal function. *Mathematics of Control, Signals and Systems*, 2:303–314, 1989.
- [12] Thibault Lestang Daniel Kelshaw and Elise. KolSol. <https://github.com/MagriLab/KolSol>.
- [13] M. W. M. G. Dissanayake and N. Phan-Thien. Neural-network-based approximations for solving partial differential equations. *Communications in Numerical Methods in Engineering*, 10(3):195–201, 1994.
- [14] Yifan Du and Tamer A. Zaki. Evolutional deep neural network. *Physical Review E*, 104:045303, Oct 2021.
- [15] Weinan E and Bing Yu. The Deep Ritz Method: A Deep Learning-Based Numerical Algorithm for Solving Variational Problems. *Communications in Mathematics and Statistics*, 6:1–12, 2018.
- [16] Antonio Falcó, Wolfgang Hackbusch, and Anthony Nouy. On the Dirac–Frenkel variational principle on tensor banach spaces. *Foundations of computational mathematics*, 19:159–204, 2019.
- [17] Michael Feischl, Caroline Lasser, Christian Lubich, and Jörg Nick. Regularized dynamical parametric approximation. *arXiv preprint arXiv:2403.19234*, 2024.
- [18] Zhiwei Gao, Liang Yan, and Tao Zhou. Failure-Informed Adaptive Sampling for PINNs. *SIAM Journal on Scientific Computing*, 45(4):A1971–A1994, 2023.
- [19] Moritz Geist, Philipp Petersen, Mones Raslan, Reinhold Schneider, and Gitta Kutyniok. Numerical solution of the parametric diffusion equation by deep neural networks. *Journal of Scientific Comput-*

- ing, 88:22, Jun 2021.
- [20] Charles R. Harris, K. Jarrod Millman, Stéfan J. van der Walt, Ralf Gommers, Pauli Virtanen, David Cournapeau, Eric Wieser, Julian Taylor, Sebastian Berg, Nathaniel J. Smith, Robert Kern, Matti Picus, Stephan Hoyer, Marten H. van Kerkwijk, Matthew Brett, Allan Haldane, Jaime Fernández del Río, Mark Wiebe, Pearu Peterson, Pierre Gérard-Marchant, Kevin Sheppard, Tyler Reddy, Warren Weckesser, Hameer Abbasi, Christoph Gohlke, and Travis E. Oliphant. Array programming with NumPy. *Nature*, 585(7825):357–362, September 2020.
 - [21] Kurt Hornik, Maxwell Stinchcombe, and Halbert White. Multilayer feedforward networks are universal approximators. *Neural Networks*, 2:359–366, 1989.
 - [22] Ameya D. Jagtap, Kenji Kawaguchi, and George Em Karniadakis. Adaptive activation functions accelerate convergence in deep and physics-informed neural networks. *Journal of Computational Physics*, 404:109136, 2020.
 - [23] Pengzhan Jin, Shuai Meng, and Lu Lu. MIONet: Learning multiple-input operators via tensor product. *SIAM Journal on Scientific Computing*, 44(6):A3490–A3514, 2022.
 - [24] Shi Jin, Zheng Ma, and Keke Wu. Asymptotic-preserving neural networks for multiscale time-dependent linear transport equations. *Journal of Scientific Computing*, 94:57, Jan 2023.
 - [25] Mariella Kast and Jan S Hesthaven. Positional embeddings for solving PDEs with evolutionary deep neural networks. *Journal of Computational Physics*, 508:112986, 2024.
 - [26] Diederik P Kingma. Adam: A method for stochastic optimization. *arXiv preprint arXiv:1412.6980*, 2014.
 - [27] Tamara G. Kolda and Brett W. Bader. Tensor decompositions and applications. *Siam Review*, 51(3):455–500, 2009.
 - [28] Colby L. Wight and Jia Zhao. Solving allen-cahn and cahn-hilliard equations using the adaptive physics informed neural networks. *Communications in Computational Physics*, 29(3):930–954, 2021.
 - [29] I.E. Lagaris, A. Likas, and D.I. Fotiadis. Artificial neural networks for solving ordinary and partial differential equations. *IEEE Transactions on Neural Networks*, 9(5):987–1000, 1998.
 - [30] Randall J. LeVeque. *Finite Difference Methods for Ordinary and Partial Differential Equations: Steady-State and Time-Dependent Problems*. Society for Industrial and Applied Mathematics, Philadelphia, PA, 2007.
 - [31] Zongyi Li, Nikola Kovachki, Kamyar Azizzadenesheli, Burigede Liu, Kaushik Bhattacharya, Andrew Stuart, and Anima Anandkumar. Fourier neural operator for parametric partial differential equations. *arXiv preprint arXiv:2010.08895*, 2020.
 - [32] Zongyi Li, Miguel Liu-Schiaffini, Nikola Kovachki, Burigede Liu, Kamyar Azizzadenesheli, Kaushik Bhattacharya, Andrew Stuart, and Anima Anandkumar. Learning dissipative dynamics in chaotic systems. In *Proceedings of the 36th International Conference on Neural Information Processing Systems*, pages 16768–16781, 2022.
 - [33] Yangfei Liao, Yifan Wang, and Hehu Xie. Solving high dimensional partial differential equations using tensor type discretization and optimization process. *arXiv e-prints*, page arXiv:2211.16548, 2022.
 - [34] Zichao Long, Yiping Lu, Xianzhong Ma, and Bin Dong. PDE-Net: Learning PDEs from data. In *International Conference on Machine Learning*, pages 3208–3216, 2018.
 - [35] Lu Lu, Xuhui Meng, Zhiping Mao, and George Em Karniadakis. DeepXDE: A Deep Learning Library for Solving Differential Equations. *SIAM Review*, 63(1):208–228, 2021.
 - [36] Johannes Müller and Marius Zeinhofer. Achieving high accuracy with PINNs via energy natural gradient descent. In *International Conference on Machine Learning*, pages 25471–25485. PMLR, 2023.
 - [37] N. Vervliet, O. Debals, L. Sorber, M. Van Barel, and L. De Lathauwer. Tensorlab.

- [38] M. Raissi, P. Perdikaris, and G.E. Karniadakis. Physics-informed neural networks: A deep learning framework for solving forward and inverse problems involving nonlinear partial differential equations. *Journal of Computational Physics*, 378:686–707, 2019.
- [39] Abram Rodgers and Daniele Venturi. Stability analysis of hierarchical tensor methods for time-dependent PDEs. *Journal of computational physics*, 409:109341, 2020.
- [40] Jie Shen, Tao Tang, and Li-Lian Wang. *Spectral Methods: Algorithms, Analysis and Applications*, volume 41 of *Springer Series in Computational Mathematics*. Springer, Berlin, Heidelberg, 2011.
- [41] Justin Sirignano and Konstantinos Spiliopoulos. Dgm: A deep learning algorithm for solving partial differential equations. *Journal of Computational Physics*, 375:1339–1364, 2018.
- [42] Matthew Tancik, Pratul P. Srinivasan, Ben Mildenhall, Sara Fridovich-Keil, Nithin Raghavan, Utkarsh Singhal, Ravi Ramamoorthi, Jonathan T. Barron, and Ren Ng. Fourier Features Let Networks Learn High Frequency Functions in Low Dimensional Domains. *Advances in Neural Information Processing Systems 33*, pages 7537–7547, June 2020.
- [43] Chuwei Wang, Shanda Li, Di He, and Liwei Wang. Is L^2 Physics Informed Loss Always Suitable for Training Physics Informed Neural Network? In S. Koyejo, S. Mohamed, A. Agarwal, D. Belgrave, K. Cho, and A. Oh, editors, *Advances in Neural Information Processing Systems*, volume 35, pages 8278–8290. Curran Associates, Inc., 2022.
- [44] Yifan Wang, Pengzhan Jin, and Hehu Xie. Tensor neural network and its numerical integration. *arXiv preprint arXiv:2207.02754*, 2022.
- [45] Yifan Wang, Zhongshuo Lin, Yangfei Liao, Haochen Liu, and Hehu Xie. Solving high dimensional partial differential equations using tensor neural network and a posteriori error estimators. *arXiv e-prints*, page arXiv:2311.02732, 2023.
- [46] Jianyuan Yin, Zhen Huang, Yongyong Cai, Qiang Du, and Lei Zhang. Revealing excited states of rotational Bose-Einstein condensates. *The Innovation*, 5(1), 2024.
- [47] Jianyuan Yin, Kai Jiang, An-Chang Shi, Pingwen Zhang, and Lei Zhang. Transition pathways connecting crystals and quasicrystals. *Proceedings of the National Academy of Sciences*, 118(49):e2106230118, 2021.
- [48] Jianyuan Yin, Yiwei Wang, Jeff Z. Y. Chen, Pingwen Zhang, and Lei Zhang. Construction of a Pathway Map on a Complicated Energy Landscape. *Physical Review Letters*, 124:090601, Mar 2020.
- [49] Zezhong Zhang, Feng Bao, Lili Ju, and Guannan Zhang. Transferable neural networks for partial differential equations. *Journal of Scientific Computing*, 99:2, Feb 2024.