

Accessing the speed of sound in relativistic ultracentral nucleus-nucleus collisions using the mean transverse momentum

Fernando G. Gardim,^{1,2} Andre V. Giannini,^{3,4} and Jean-Yves Ollitrault⁵

¹*Instituto de Ciência e Tecnologia, Universidade Federal de Alfenas, 37715-400 Poços de Caldas, MG, Brazil*

²*Illinois Center for Advanced Studies of the Universe, Department of Physics,
University of Illinois at Urbana-Champaign, Urbana, Illinois 61801, USA*

³*Faculdade de Ciências Exatas e Tecnologia, Universidade Federal da Grande Dourados, 79804-970 Dourados, MS, Brazil*

⁴*Departamento de Física, Universidade do Estado de Santa Catarina, 89219-710 Joinville, SC, Brazil*

⁵*Université Paris Saclay, CNRS, CEA, Institut de physique théorique, 91191 Gif-sur-Yvette, France*

It has been argued that the speed of sound of the strong interaction at high temperature can be measured using the variation of the mean transverse momentum with the particle multiplicity in ultracentral heavy-ion collisions. We test this correspondence by running hydrodynamic simulations at zero impact parameter with several equations of state, at several colliding energies from 0.2 TeV to 15 TeV per nucleon pair. The correspondence is found to be precise and robust for a smooth, boost-invariant fluid and an ideal detector. We discuss the differences between this ideal setup and an actual experiment. We conclude that the extraction of the speed of sound from data is reliable, and that the main uncertainty comes from our poor knowledge of the distribution of density fluctuations at the early stages of the collision.

I. INTRODUCTION

One of the primary goals of ultrarelativistic nucleus-nucleus collisions is to infer the thermodynamic properties of the quark-gluon plasma which they create. This is a fundamental question, as it addresses the thermodynamics of the strong interaction [1]. The general methodology is clear. It is established that the evolution of the system produced in these collisions is described by relativistic viscous hydrodynamics [2, 3]. Now, thermodynamic properties (equation of state and transport coefficients) are an input of hydrodynamic equations. By comparing the particle distributions measured in experiment with those calculated in hydrodynamic models, one may therefore constrain these properties [4–8].

In a hydrodynamic simulation, the temperature depends on time and space coordinates. Specifically, it decreases as a function of time because the system expands into the vacuum. The temperature at a given early time decreases as one moves from the center toward the edges of the fireball. The hydrodynamic expansion therefore spans a wide range of temperatures, and one does not expect the correspondence between experimental data and thermodynamic properties to be simple. This has motivated the development of global comparisons between theory and experiment, in which the thermodynamic properties are constrained from collider data through Bayesian analyses [4, 7, 8].

As for the equation of state, however, a simple proportionality relation has been observed [6] in hydrodynamic simulations between the mean transverse momentum of outgoing particles, $\langle p_T \rangle$, and an effective temperature T_{eff} , confirming an old idea put forward by Van Hove [9]:

$$\langle p_T \rangle \simeq 3T_{\text{eff}}, \quad (1)$$

where the proportionality factor 3 is purely phenomenological, while the effective temperature has a precise definition, which will be recalled below. T_{eff} always lies

between the final and initial temperatures, and roughly corresponds to the average temperature at a time of the order of the nuclear radius [6].

This proportionality relation becomes particularly interesting when applied to ultracentral collisions [10]. Ultracentral collisions are defined as those producing the largest number of particles [11, 12]. The impact parameter of an ultracentral collision is close to zero, but the multiplicity can vary by up to 10-15% due to quantum fluctuations, thus an increase of $\langle p_T \rangle$ is expected as the multiplicity increases, if the matter exhibits fluid-like behavior. This increase is a genuine hydrodynamic effect [10]. Ultracentral collisions are therefore a laboratory to investigate the effect of a change in the system density, at fixed geometry [13]. The temperature increase induced by an increase in density is determined by the speed of sound c_s , defined by $c_s^2 = d \ln T / d \ln s$, where s is the entropy density [14]. Since the entropy density is proportional to the particle multiplicity N_{ch} , one readily obtains, using Eq. (1):

$$c_s^2(T_{\text{eff}}) = \frac{d \ln \langle p_T \rangle}{d \ln N_{ch}}. \quad (2)$$

The CMS collaboration has recently measured the speed of sound at $T_{\text{eff}} = 219 \pm 8$ MeV with this method, and the result $c_s^2 = 0.241 \pm 0.016$ is in perfect agreement with lattice QCD calculations [15].

The primary goal of this paper is to assess more precisely the validity of Eqs. (1) and (2), which form the theoretical basis of the CMS analysis, by means of systematic hydrodynamic calculations. This reassessment is necessary in the light of recent state-of-the-art hydrodynamic calculations [16] suggesting that these equations are not precise.

For the sake of simplicity, we simulate, as a first step, an ideal situation consisting of Pb+Pb collisions at zero impact parameter, $b = 0$, with a smooth initial den-

sity profile, and assuming exact longitudinal boost invariance [17]. Within this simplified setup, we check the robustness of Eqs. (1) and (2) against variations of the equation of state and collision energy. We then discuss the differences between our ideal setup and an actual experiment and their impact on the determination of c_s .

II. METHOD

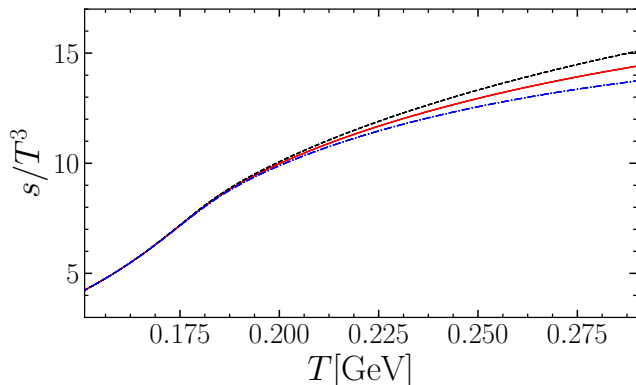


FIG. 1. Representation of the three equations of state implemented in our calculations. s denotes the entropy density. The central curve is the first-principles calculation by the hotQCD collaboration [18]. The upper and lower curves correspond to the equations of state obtained after applying the modification (3) with $\alpha = \pm 1.54$. The entropy density is related to the pressure through the thermodynamic identity $s = dP/dT$.

The default equation of state of our hydrodynamic calculation is that obtained through lattice calculations by the hotQCD collaboration [18]. It matches precisely that of a hadronic resonance gas at low temperatures, which is crucial in order to ensure energy and momentum conservation when the fluid is converted into hadrons.

We choose to study only smooth, small variations around this equation of state. The reason why we consider smooth variations is twofold: First, our approach involves an effective temperature, which is averaged over the whole system, as we shall see shortly. Because of this averaging, we do not expect it to catch sharp variations of the equation of state around the effective temperature. We rather expect results to become less precise as the rate of variation of thermodynamic quantities increases. We will see a hint of this effect in our results presented in Sec. III. The second reason is that the hydrodynamic description itself breaks down in the presence of large gradients [19]. We have noticed in earlier works that even sharp variations of the transport coefficients (which enter the hydrodynamic equations only as small corrections [19]) generate unstable results [20]. The reason why we only consider small variations around the

lattice equation of state is that very different equations of state (which were implemented in Ref. [6] in order to test the robustness of the effective hydrodynamic description) are already ruled out by data. Our priority here is to test whether we are able to capture small changes in the speed of sound through experimental data.

A further requirement on the equation of state is that it is not modified near the freeze-out temperature $T = T_F$ at which the fluid is converted into hadrons. We choose the following modification of the pressure, which meets all the previous requirements:

$$P(T) \rightarrow P(T) + \alpha(T - T_F)^4, \quad (3)$$

where $T_F = 151$ MeV [21] is the freeze-out temperature in our hydrodynamic calculation, so that we use Eq. (3) only for $T > T_F$, and α is a dimensionless constant. Eq. (3) ensures that the modified entropy density and speed of sound vary smoothly with the temperature, and are not modified at $T = T_F$. In the limit $T \rightarrow \infty$, the ratio $P(T)/T^4$ is proportional to the number of degrees of freedom of quarks and gluons, so that α physically represents a change in the number of degrees of freedom [16]. We implement two opposite values $\alpha = 1.54$ and $\alpha = -1.54$, in addition to the default value $\alpha = 0$. As will be shown below, a positive α implies a softer equation of state, with a lower speed of sound, while a negative α implies a harder equation of state. The three equations of state implemented in our calculations are illustrated in Fig. 1, where we choose to plot the entropy density rather than the pressure or energy density, since the entropy density is more directly accessible from experimental data [6].

The setup of our hydrodynamic calculation is that of the Duke analysis (Table IV of Ref. [21]), which is calibrated to reproduce LHC data on p+Pb and Pb+Pb collisions at $\sqrt{s_{NN}} = 5.02$ TeV.

The only difference lies in the initial condition. Instead of generating a large number of events with randomly fluctuating initial density profiles, we run a single event with a smooth initial density. This smooth density is obtained by generating 1000 events at $b = 0$ using the T_RENTo model [22] (tuned as in Table IV of Ref. [21]) and averaging the energy density over all events [23]. The interest of working with a smooth density profile is that we can assess precisely the effect of a variation in multiplicity, by rescaling the initial energy density profile by a multiplicative constant. Such a variation in multiplicity can arise either from fluctuations in ultracentral collisions at fixed collision energy, which are the focus of this work, or from a variation of the collision energy. Our setup allows us to study both effects simultaneously.

This initial condition is then evolved through the hydrodynamic code MUSIC [24–27] after a free-streaming stage. The parameters of the hydrodynamic calculation (time of the free-streaming evolution, shear and bulk viscosity) are again taken from Table IV of Ref. [21].

When the fluid cools down to the temperature T_F , it is locally converted [28] into a hadron gas, and interactions in the subsequent hadronic phase are modeled with

the UrQMD transport code [29, 30]. The sampling of the fluid into particles is a random discretization process which destroys the smoothness of the fluid description. We restore the smoothness by repeating the sampling and running the transport calculation 1000 times, which reduces the statistical errors [31].

For each hydrodynamic simulation, we evaluate the total energy E and entropy S of the fluid (more precisely, the quantities per unit rapidity, dE/dy and dS/dy , at $y = 0$) at the temperature where it is converted into hadrons, by integrating over the hypersurface $T = T_F$ as explained in Ref. [6]. Note that E denotes the energy in the laboratory frame, not in the fluid rest frame. It contains the kinetic energy associated with transverse collective flow. The effective temperature T_{eff} and the effective volume per unit rapidity V_{eff} (which should be denoted by dV_{eff}/dy , but we keep the original notation for the sake of simplicity) are obtained by solving the coupled system of equations:

$$\begin{aligned} E &= \epsilon(T_{\text{eff}})V_{\text{eff}}, \\ S &= s(T_{\text{eff}})V_{\text{eff}}, \end{aligned} \quad (4)$$

where the functions $\epsilon(T)$ and $s(T)$ correspond to the equation of state used in the hydrodynamic calculation. In order to understand the physical meaning of T_{eff} and V_{eff} , consider first the following simplified situation: 1) The fluid is initially at rest and homogeneous, so that the initial temperature is uniform. 2) Dissipative effects are small, so that S is conserved. 3) There is no longitudinal expansion, so that E is also conserved. Then the values of E and S evaluated at the end of the hydrodynamic calculation coincide with the initial values. This in turn implies that T_{eff} and V_{eff} coincide with the initial temperature and the initial volume.

The largest correction to this simplified picture arises from the longitudinal expansion [17], which results in a value of T_{eff} significantly smaller than the initial temperature (and a value of V_{eff} larger than the initial volume). Note, however, that T_{eff} is always larger than the freeze-out temperature, because E contains the kinetic energy associated with transverse flow.

We then evaluate the charged multiplicity density per unit pseudorapidity $dN_{\text{ch}}/d\eta$ and the average transverse momentum $\langle p_T \rangle$ of charged particles at the end of the evolution, that is, after the last interactions in the hadronic phase and after decays of hadronic resonances. To the extent that the pseudorapidity coincides with the rapidity, and that the hadron multiplicity after the hadronic phase is proportional to that at T_F , $dN_{\text{ch}}/d\eta$ is proportional to the final fluid entropy S . If, in addition, the effective volume V_{eff} is constant, and if the entropy per charged particle at freeze-out is a constant [32], then $dN_{\text{ch}}/d\eta$ is proportional to $s(T_{\text{eff}})$. If $\langle p_T \rangle/T_{\text{eff}}$ is a universal constant, as observed in Ref. [6], and in a hybrid framework for small systems [33], then Eq. (2) automatically follows. Thus, the first step is to check whether these two properties are satisfied for all equations of state and colliding energies.

III. RESULTS

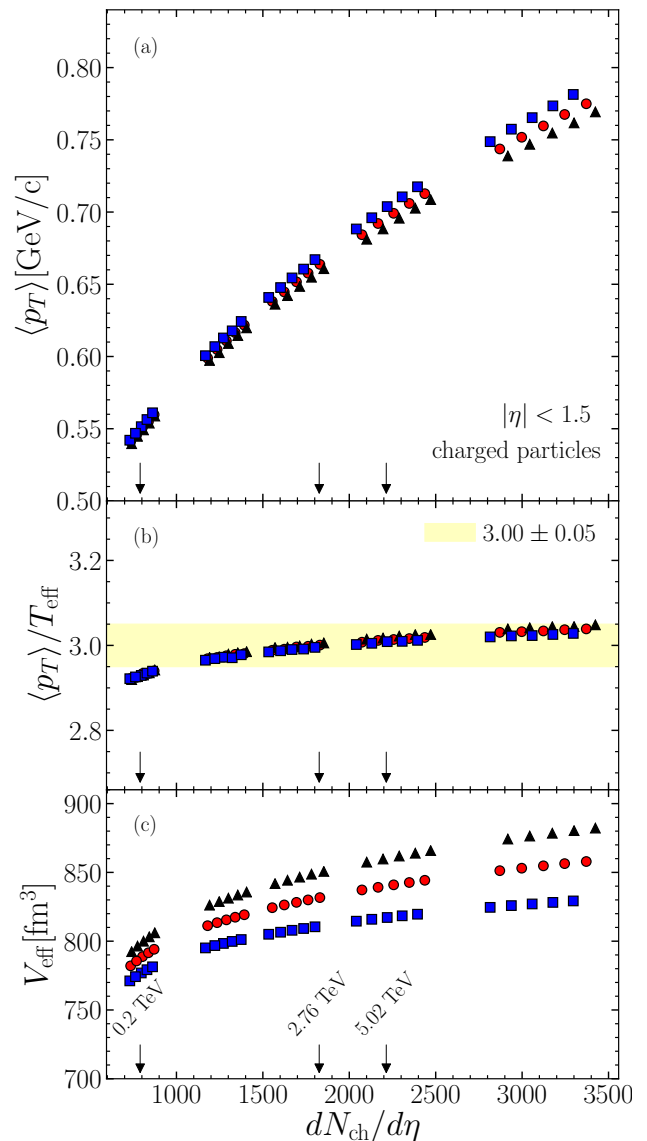


FIG. 2. Results of the hydrodynamic simulations. The three different sets of symbols correspond to the three equations of state displayed in Fig. 1. Results are plotted as a function of the charged multiplicity density in the pseudorapidity interval $|\eta| < 1.5$. (a) Average transverse momentum of charged hadrons. (b) Ratio of average transverse momentum to effective temperature. The yellow band, which encompasses all the points, is our estimate of the error bar. (c) Effective volume per unit rapidity.

Results are displayed in Fig. 2. We select particles in a broad pseudorapidity window $|\eta| < 1.5$, for reasons that will be detailed below. For each of the three equations of state, the simulation has been run for 25 values of $dN_{\text{ch}}/d\eta$, grouped in 5 sets of 5 points. Each set of 5 points is meant to simulate multiplicity fluctuations at

fixed collision energy, and will be used to infer the speed of sound using Eq. (2) by a linear fit. The 5 sets correspond to different collision energies. They span approximately the range $0.2 < \sqrt{s_{NN}} < 15$ TeV, from the top RHIC energy up to three times the current LHC energy.

The values of $dN_{ch}/d\eta$ corresponding to specific collision energies are indicated by arrows in Fig. 2. These values are obtained by extrapolating the measured multiplicities at $\sqrt{s_{NN}} = 0.2$ TeV [34], 2.76 TeV [35] and 5.02 TeV [36] in the following way: First, we extrapolate linearly, using the first two centrality bins, down to 0% centrality, corresponding approximately to collisions at $b=0$. Next, we take into account the different η intervals ($|\eta| < 1$ for Ref. [34], $|\eta| < 0.5$ for Refs. [35, 36], $|\eta| < 1.5$ for our calculation) by rescaling the multiplicity by the same factor as in our hydrodynamic calculation (it is less than a 5% increase in practice). Then, we extrapolate results from Au+Au collisions [34] to Pb+Pb collisions assuming that $dN_{ch}/d\eta$ is proportional to the mass number of colliding nuclei, that is, by a factor 208/197. Finally, the values of $dN_{ch}/d\eta$ can be extrapolated beyond the current LHC energy using $dN_{ch}/d\eta \propto s_{NN}^{0.155}$ [36].

For a given equation of state, $\langle p_T \rangle$ increases as a function of $dN_{ch}/d\eta$ (Fig. 2 (a)). This increase is driven by an increase in the effective temperature T_{eff} , and the ratio $\langle p_T \rangle/T_{\text{eff}}$ is remarkably constant (Fig. 2 (b)), as already found in Refs. [6, 33]. It does not depend on the equation of state, and increases very mildly as a function of colliding energy. Our results on the speed of sound, which will be shown below, are obtained by assuming $\langle p_T \rangle/T_{\text{eff}} = 3.00 \pm 0.05$, consistent with the choice made by CMS [15], except for the first set of points, corresponding to the top RHIC energy, for which we assume a slightly smaller value $\langle p_T \rangle/T_{\text{eff}} = 2.93 \pm 0.05$.

Unlike the ratio $\langle p_T \rangle/T_{\text{eff}}$, the effective volume V_{eff} depends somewhat on the equation of state (Fig. 2 (c)). A harder equation of state results in a smaller effective volume, which can be attributed to a more rapid expansion [6]. For a given equation of state, the effective volume increases somewhat with the particle multiplicity, but this is a very mild increase.

Note that we do not vary the transport coefficients and initial conditions. This study was carried out in detail in Ref. [6], where the ratio $\langle p_T \rangle/T_{\text{eff}}$ was found to be insensitive to shear and bulk viscosity, and to collision centrality (different collision centralities correspond in practice to different initial conditions). Therefore, even though the initial density profile in our calculation was inferred from LHC data [21], the value of $\langle p_T \rangle/T_{\text{eff}}$ is robust with respect to the choice made, and our results should also apply at other colliding energies.

We finally compute c_s^2 using Eq. (2), where the derivative is evaluated by fitting each set of 5 points in Fig. 2 (a) using $\ln \langle p_T \rangle = c_s^2 \ln N_{ch} + \text{constant}$. The corresponding effective temperature is then evaluated from $\langle p_T \rangle$ using the proportionality relations above.

Our main result is displayed in Fig. 3. The values of $c_s^2(T)$ extracted from Eq. (2) agree with the correspond-

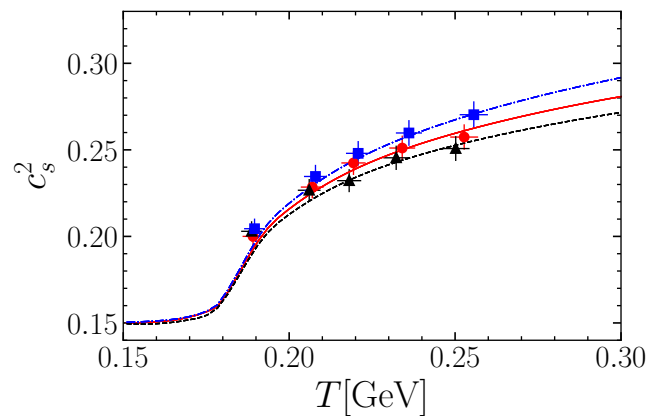


FIG. 3. Lines: speed of sound squared as a function of temperature for the three equations of state displayed in Fig. 1, calculated using $c_s^2 = (d \ln s / d \ln T)^{-1}$. Note that the ordering of the curves is inverted compared to Fig. 1: The hardest equation of state, with the largest speed of sound, is that with the lowest entropy density. Symbols: values of T and $c_s^2(T)$ inferred from Eqs. (1) and (2). Vertical bars are statistical errors estimated with the jackknife method. Horizontal bars correspond to the ± 0.05 uncertainty on $\langle p_T \rangle/T_{\text{eff}}$.

ing equations of state, within statistical error bars, for a broad range of temperatures. The value of c_s^2 is slightly overestimated, by ~ 0.01 , only for the lowest temperature, corresponding to the top RHIC energy. This slight discrepancy can likely be assigned to the sharp variation of c_s^2 around this temperature. As anticipated in Sec. II, the averaging implied by the effective temperature becomes less effective in this case.

Note that if $\langle p_T \rangle/T_{\text{eff}}$ and V_{eff} were strictly independent of multiplicity in Fig. 2, the agreement between the symbols and the curves in Fig. 3 would be trivial, as it simply follows from the thermodynamic definition of c_s . But both quantities increase slightly with multiplicity, which implies that $\langle p_T \rangle$ increases somewhat faster than T_{eff} , and that $dN_{ch}/d\eta$ increases somewhat faster than the entropy density $s(T_{\text{eff}})$. Interestingly, these effects compensate one another to some extent, and the determination of the speed of sound is even more precise than one would have expected.

IV. DISCUSSION

We now discuss the differences between our idealized setup and an actual experiment.

A. Centrality determination

First, our calculation is carried out at zero impact parameter, $b = 0$. But b is not measured, and one cannot select events with $b = 0$ (or smaller than some number)

in practice. A specific observable is used as a centrality classifier, for instance the transverse energy in a forward calorimeter [15]. In each centrality bin, one then measures the average multiplicity and transverse momentum. The limit $b = 0$ is only approached asymptotically for the largest multiplicities. An interpolation formula, which describes how this limit is approached, has been derived in [10] using the general methodology introduced in [37]. It is implemented in the CMS analysis [15].

Nijs and van der Schee have observed that the value of c_s^2 depends significantly on which observable is used as a centrality classifier [16]. It depends on whether one uses a charged multiplicity or a transverse energy, and whether the centrality detector overlaps with the analysis detector, in which N_{ch} and $\langle p_T \rangle$ are measured.

We first discuss, in Sec. IV B, the simple case where the centrality classifier is N_{ch} itself. The case of a “third-party” centrality estimator will be discussed below in Sec. IV E.

B. Self-correlations

The simplest choice is to use N_{ch} itself as a centrality classifier. The price to pay is an effect referred to as a “self correlation”, which we describe below, and can be corrected.

In experiment, the fluctuations of N_{ch} at $b = 0$ around its average value $\langle N_{ch} \rangle$ are partly statistical, partly dynamical. More specifically, the variance $\sigma_{N_{ch}}^2$ contains a trivial contribution $\langle N_{ch} \rangle$ corresponding to Poisson fluctuations. The dynamical fluctuation σ_{dyn} is obtained after subtracting this contribution: $\sigma_{dyn}^2 = \sigma_{N_{ch}}^2 - \langle N_{ch} \rangle$. Both $\sigma_{N_{ch}}$ and $\langle N_{ch} \rangle$ at $b = 0$ can be accurately reconstructed from the distribution of $p(N_{ch})$ by simple Bayesian inference [37], so that σ_{dyn} can be inferred from data alone [38].

The increase of $\langle p_T \rangle$ is driven by dynamical fluctuations only. Therefore, the derivative of $\langle p_T \rangle$ with respect to N_{ch} is decreased by a factor $\sigma_{dyn}/\sigma_{N_{ch}}$ as the result of statistical fluctuations. As a consequence, the value of c_s extracted from Eq. (2) is too low [16], and must be corrected accordingly:

$$c_s^2(T_{\text{eff}}) = \left(1 - \frac{\langle N_{ch} \rangle}{\sigma_{N_{ch}}^2} \right)^{-1/2} \frac{d \ln \langle p_T \rangle}{d \ln N_{ch}}. \quad (5)$$

Let us evaluate the order of magnitude of this correction. In the central rapidity window, the relative dynamical variance $\sigma_{dyn}^2/\langle N_{ch} \rangle^2$ is approximately equal to 2×10^{-3} in Pb+Pb collisions at $\sqrt{s_{\text{NN}}} = 5.02$ TeV [38]. Thus the correction factor in Eq. (5) is roughly $\sqrt{1 + 500/N_{ch}}$, which is not negligible if less than 2000 particles are seen [36]. But it is an easy correction, which can be generalized to the case where there the centrality detector and the analysis detector partially overlap.

For the sake of precision, let us mention that statistical fluctuations can differ from Poisson fluctuations due

to short-range correlations [39], referred to as “nonflow” in the context of anisotropic flow studies [40, 41]. The variance associated with these short-range correlations is however a small relative correction to the variance of Poisson fluctuations, in the same way as nonflow correlations are small compared to self-correlations.

C. Kinematic cuts

The next difficulties are associated with the acceptance of the analysis detector. Ideally, one should measure the average transverse momentum of *all* particles within a rapidity window, as the idea is to trace the total energy and entropy of the fluid, according to Eq. (4). Experimentally, however, one only measures the momenta of *charged* particles. We have checked that $\langle p_T \rangle$ is unchanged in our calculations (within error bars) whether or not neutral particles are included. Therefore, no precision is lost by working with charged particles only.

More importantly, experiments only detect particles whose transverse momentum exceeds some threshold (0.3 GeV/c in the case of CMS), because low-momentum particles are bent by the magnetic field too strongly and do not reach the inner detector. The effect of such a low- p_T cut on $\langle p_T \rangle$ was already pointed out by Nijs and van der Schee [16]. The effect of an upper p_T cut is also larger than one might naively expect: The reason is that in hydrodynamics, the increase of $\langle p_T \rangle$ resulting from an increase in N_{ch} involves an intermediate agent, which is the fluid velocity. The increase in N_{ch} implies a larger initial temperature, which in turn implies a larger fluid velocity at freeze-out because the hydrodynamic expansion lasts longer. A fluctuation in the fluid velocity modifies the slope of the p_T spectrum, and its effect is largest at high p_T [42].

Note that we do not yet know how the increase of $\langle p_T \rangle$ is distributed as a function of p_T . A closely-related question is how event-to-event fluctuations in the p_T per particle are distributed in p_T . An observable has been devised for this purpose and dubbed $v_0(p_T)$ by Schenke, Shen and Teaney [43]. It is still awaiting an experimental analysis.

Application of Eq. (2) requires that $\langle p_T \rangle$ is evaluated without any cut. Therefore, it is essential to extrapolate the measured spectra before applying Eqs. (1) and (2). This extrapolation is carried out by CMS on the basis of a generic parameterizations of the p_T spectrum [15].

The robustness of Eq. (2) against theoretical uncertainties is largely due to the fact that N_{ch} and $\langle p_T \rangle$ are global observables [44]. Spectra are not as well understood. Calculations underestimate the yield of low- p_T pions [45–47], and are in general less accurate for $p_T > 2$ GeV/c [48]. In these regions, model predictions are sensitive to the hadronization mechanism, therefore, some of the existing discrepancies can be attributed to our incomplete understanding of the hadronization phase. Uncertainties are much reduced upon integrating over phase

space and summing over particle species.

The place where hydrodynamics is expected to fail is the high p_T range (larger than a few GeV/c). Experimental data on anisotropic flow [49] can only be explained by models which explicitly include a non-hydrodynamic component [50]. This component consists of particles emitted before the fluid is formed [51] or of jets propagating through the fluid. Even though this non-hydrodynamic component represents a very small fraction of the total, the resulting uncertainty on the speed of sound should eventually be estimated.

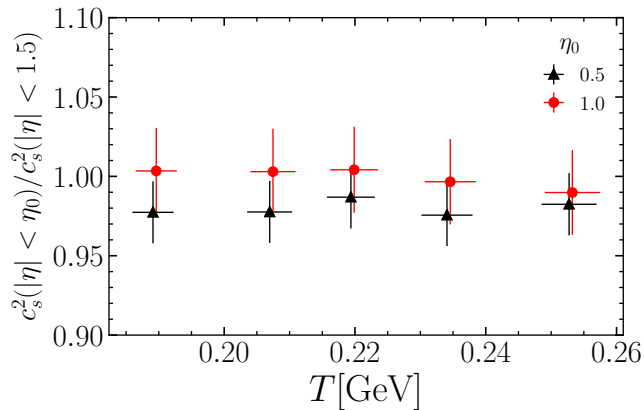


FIG. 4. Effect of the cut in pseudorapidity η . The speed of sound squared is evaluated using Eq. (2) with various cuts in pseudorapidity, and we plot the ratio of the resulting values to those shown in Fig. 3. Vertical error bars are statistical and horizontal error bars are as in Fig. 3.

The second kinematic cut is the pseudorapidity selection. Ideally, for a boost-invariant fluid, one should evaluate $\langle p_T \rangle$ for all particles in a rapidity window. The pseudorapidity η is identical to the rapidity y for a particle moving close to the speed of light, but one has in general $|\eta| > |y|$, where the relative difference increases as p_T/m decreases. Thus, a narrower interval in η misses some of the particles with lower p_T , which results in an increase of $\langle p_T \rangle$. This is a modest effect, but we find that $\langle p_T \rangle / T_{\text{eff}}$ increases by $\sim 1.5\%$ as the pseudorapidity window is narrowed from $|\eta| < 1.5$ down to $|\eta| < 0.5$. This effect becomes milder as the temperature increases and particles velocities increase. The net effect is that the resulting estimate of the speed of sound using Eq. (2) is slightly reduced, as illustrated in Fig. 4. The effect is smaller than the error bar reported by CMS [15], so that the cut $|\eta| < 0.5$ implemented in the analysis does not hinder the precision of the result.

D. Local density fluctuations

Last but not least, the initial conditions of our hydrodynamic calculations are not realistic. We have assumed

for simplicity that the density profile is smooth. Event-by-event fluctuations of the initial density profile [52] play an essential role in the phenomenology of collective effects, in particular anisotropic flow [53, 54], and event-to-event transverse momentum fluctuations [55, 56].

The question is how initial fluctuations affect our hypotheses, that $\langle p_T \rangle / T_{\text{eff}}$ and V_{eff} are independent of the multiplicity. Hydrodynamic calculations with event-by-event fluctuations have shown that the correlation between $\langle p_T \rangle$ and T_{eff} is still remarkably strong in the presence of fluctuations, and that the value of $\langle p_T \rangle / T_{\text{eff}}$ does not change significantly compared to smooth initial conditions [57].

On the other hand, the assumption that V_{eff} remains constant in the presence of fluctuations has been questioned by Nijs and van der Schee [16], who argue that it depends on how one models initial density fluctuations. They point out that high-multiplicity collisions might go along with a smaller transverse area, implying a smaller V_{eff} . This would imply that the effective entropy density increases faster than N_{ch} , so that Eq. (2) overestimates the speed of sound.

This is definitely an interesting possibility that should be considered. There is at present little information on how fluctuations are distributed across the collision volume or, equivalently, about the two-point function of the initial energy density field [58, 59]. The only quantitative information is about the rapidity dependence of fluctuations. Specifically, it has been shown that (relative) multiplicity fluctuations are larger at rapidities where the average multiplicity is itself larger, both in Pb+Pb collisions [38] and in p+Pb collisions [60] at zero impact parameter.

As far as we know, there is no such knowledge about how fluctuations are distributed through the transverse plane. It could be that fluctuations are larger in the center where the density is largest [61], which is the possibility mentioned by Nijs and Van der Schee. It could also be that they are smaller because the density of participants is so large that there is a saturation effect. This is one of the open questions in the field, with implications as for the phenomenology, in particular for anisotropic flow studies [61, 62]. Since it is unclear whether the volume becomes larger or smaller in ultracentral collisions, the conservative assumption is that it is constant, as assumed in Ref. [10] and in the present calculation. Experiment may actually shed light on this question. Instead of studying ultracentral collisions at fixed collision energy, one can choose a fixed centrality range (say, 0-5%), and vary the collision energy. Both N_{ch} and $\langle p_T \rangle$ increase as a function of collision energy. It is likely that the effective volume remains essentially constant,¹ so that Eq. (2) applies. It is interesting to note that the value

¹ Note, however, that as one increases the collision energy, the nucleon-nucleon cross section increases, which result in a slight increase of the collision volume, which we neglect.

of c_s^2 inferred from the increase in collision energy from 2.76 TeV to 5.02 TeV per nucleon pair [6] is compatible with that obtained by CMS [15] in ultracentral collisions, which seems to support the hypothesis that the effective volume is insensitive to local fluctuations.

Another consequence of local density fluctuations is that the relation between N_{ch} and $\langle p_T \rangle$ is no longer one-to-one in a hydrodynamic simulation. For a fixed N_{ch} , there are dynamical fluctuations of $\langle p_T \rangle$ [55, 56]. The standard deviation of $\langle p_T \rangle$ is of order 1% in ultracentral collisions [63–66], while that of N_{ch} is of order 4% [38]. One can reasonably hope that Eq. (2) still holds after averaging over fluctuations, but how precisely should be assessed through a dedicated study, which we leave for future work.

E. Third-party centrality estimator

Most heavy-ion analyses are carried out using a centrality detector which does not overlap with the detectors where other quantities of interest are measured [67]. This is the case for the CMS analysis, where the centrality estimator is the transverse energy collected in two forward calorimeters [15].

The centrality estimator is, in general, a third observable, in addition to N_{ch} and $\langle p_T \rangle$. The local fluctuations mentioned in Sec. IV D induce dynamical fluctuations of the centrality estimator, whose correlation with N_{ch} and $\langle p_T \rangle$ are in general not trivial. If the centrality estimator is itself a charged multiplicity, one may hope that it is correlated to N_{ch} rather than $\langle p_T \rangle$, so that Eq. (2) applies. When the centrality estimator is a transverse energy, on the other hand, it is natural to expect that it is positively correlated with $\langle p_t \rangle$, so that Eq. (2) would overestimate c_s [16]. It should be possible to systematically assess the effect of this bias, which we also leave up for future work.

V. CONCLUSION

The conclusion of our work is that the determination of the speed of sound from experimental data suggested in Ref. [10] and implemented in Ref. [15] seems robust and, perhaps surprisingly, precise, within a hydrodynamic description with smooth initial conditions.

The only serious caveat comes from the locality of initial fluctuations, which has a number of effects: It potentially induces a bias when the centrality is estimated using a transverse energy, as discussed in Sec. IV E. Local fluctuations may also result in an effective volume which depends on the multiplicity [16]. Both effects deserve further investigations, which will shed new light on initial fluctuations.

In addition, there is a limit on the precision of the measurement of the speed of sound from the hydrodynamic description itself. In particular, it will be important to assess quantitatively the error stemming from the non-hydrodynamic production at high p_T .

ACKNOWLEDGMENTS

We thank Cesar Bernardes, Alexander Kalweit, Wei Li, Jurgen Schukraft, Govert Nijs, Wilke van der Schee, Marco van Leeuwen, Krishna Rajagopal, Anthony Timmins and Urs Wiedemann for discussions. FGG is supported by CNPq (Conselho Nacional de Desenvolvimento Científico) through 306762/2021-8, INCT-FNA grant 312932/2018-9 and 409029/2021-1 and Fulbright Program. The authors acknowledge the National Laboratory for Scientific Computing (LNCC/MCTI, Brazil), through the ambassador program (UFGD), subproject FCNAE, for providing HPC resources of the SDumont supercomputer, which have contributed to the research results reported within this study. URL: <http://sdumont.lncc.br>.

-
- [1] C. Ratti, Rept. Prog. Phys. **81**, no.8, 084301 (2018) [arXiv:1804.07810 [hep-lat]].
 - [2] C. Gale, S. Jeon and B. Schenke, Int. J. Mod. Phys. A **28**, 1340011 (2013) [arXiv:1301.5893 [nucl-th]].
 - [3] P. Romatschke and U. Romatschke, Cambridge University Press, 2019, ISBN 978-1-108-48368-1, 978-1-108-75002-8 [arXiv:1712.05815 [nucl-th]].
 - [4] J. E. Bernhard, J. S. Moreland, S. A. Bass, J. Liu and U. Heinz, Phys. Rev. C **94**, no.2, 024907 (2016) [arXiv:1605.03954 [nucl-th]].
 - [5] L. G. Pang, K. Zhou, N. Su, H. Petersen, H. Stöcker and X. N. Wang, Nature Commun. **9**, no.1, 210 (2018) [arXiv:1612.04262 [hep-ph]].
 - [6] F. G. Gardim, G. Giacalone, M. Luzum and J. Y. Ollitrault, Nature Phys. **16**, no.6, 615-619 (2020) [arXiv:1908.09728 [nucl-th]].
 - [7] G. Nijs, W. van der Schee, U. Gürsoy and R. Snellings, Phys. Rev. C **103**, no.5, 054909 (2021) [arXiv:2010.15134 [nucl-th]].
 - [8] D. Everett *et al.* [JETSCAPE], Phys. Rev. C **103**, no.5, 054904 (2021) [arXiv:2011.01430 [hep-ph]].
 - [9] L. Van Hove, Phys. Lett. B **118**, 138 (1982)
 - [10] F. G. Gardim, G. Giacalone and J. Y. Ollitrault, Phys. Lett. B **809**, 135749 (2020) [arXiv:1909.11609 [nucl-th]].
 - [11] M. Luzum and J. Y. Ollitrault, Nucl. Phys. A **904-905**, 377c-380c (2013) [arXiv:1210.6010 [nucl-th]].
 - [12] S. Chatrchyan *et al.* [CMS], JHEP **02**, 088 (2014) [arXiv:1312.1845 [nucl-ex]].
 - [13] R. Samanta, S. Bhatta, J. Jia, M. Luzum and J. Y. Ollitrault, Phys. Rev. C **109**, no.5, L051902 (2024) [arXiv:2303.15323 [nucl-th]].
 - [14] J. Y. Ollitrault, Eur. J. Phys. **29**, 275-302 (2008) [arXiv:0708.2433 [nucl-th]].
 - [15] A. Hayrapetyan *et al.* [CMS], Rept. Prog. Phys. **87**, no.7,

- 077801 (2024) [arXiv:2401.06896 [nucl-ex]].
- [16] G. Nijs and W. van der Schee, Phys. Lett. B **853**, 138636 (2024) [arXiv:2312.04623 [nucl-th]].
- [17] J. D. Bjorken, Phys. Rev. D **27**, 140-151 (1983)
- [18] A. Bazavov *et al.* [HotQCD], Phys. Rev. D **90**, 094503 (2014) [arXiv:1407.6387 [hep-lat]].
- [19] R. Baier, P. Romatschke, D. T. Son, A. O. Starinets and M. A. Stephanov, JHEP **04**, 100 (2008) [arXiv:0712.2451 [hep-th]].
- [20] F. G. Gardim and J. Y. Ollitrault, Phys. Rev. C **103**, no.4, 044907 (2021) [arXiv:2010.11919 [nucl-th]].
- [21] J. S. Moreland, J. E. Bernhard and S. A. Bass, Phys. Rev. C **101**, no.2, 024911 (2020) [arXiv:1808.02106 [nucl-th]].
- [22] J. S. Moreland, J. E. Bernhard and S. A. Bass, Phys. Rev. C **92**, no.1, 011901 (2015) [arXiv:1412.4708 [nucl-th]].
- [23] H. Song, S. A. Bass, U. Heinz, T. Hirano and C. Shen, Phys. Rev. Lett. **106**, 192301 (2011) [erratum: Phys. Rev. Lett. **109**, 139904 (2012)] [arXiv:1011.2783 [nucl-th]].
- [24] B. Schenke, S. Jeon and C. Gale, Phys. Rev. C **82**, 014903 (2010) [arXiv:1004.1408 [hep-ph]].
- [25] B. Schenke, S. Jeon and C. Gale, Phys. Rev. Lett. **106**, 042301 (2011) [arXiv:1009.3244 [hep-ph]].
- [26] P. Huovinen and H. Petersen, Eur. Phys. J. A **48**, 171 (2012) [arXiv:1206.3371 [nucl-th]].
- [27] J. F. Paquet, C. Shen, G. S. Denicol, M. Luzum, B. Schenke, S. Jeon and C. Gale, Phys. Rev. C **93**, no.4, 044906 (2016) [arXiv:1509.06738 [hep-ph]].
- [28] H. Petersen, J. Steinheimer, G. Burau, M. Bleicher and H. Stöcker, Phys. Rev. C **78**, 044901 (2008) [arXiv:0806.1695 [nucl-th]].
- [29] S. A. Bass, M. Belkacem, M. Bleicher, M. Brandstetter, L. Bravina, C. Ernst, L. Gerland, M. Hofmann, S. Hofmann and J. Konopka, *et al.* Prog. Part. Nucl. Phys. **41**, 255-369 (1998) [arXiv:nucl-th/9803035 [nucl-th]].
- [30] M. Bleicher, E. Zabrodin, C. Spieles, S. A. Bass, C. Ernst, S. Soff, L. Bravina, M. Belkacem, H. Weber and H. Stoecker, *et al.* J. Phys. G **25**, 1859-1896 (1999) [arXiv:hep-ph/9909407 [hep-ph]].
- [31] F. G. Gardim, F. Grassi, Y. Hama, M. Luzum and J. Y. Ollitrault, Phys. Rev. C **83**, 064901 (2011) [arXiv:1103.4605 [nucl-th]].
- [32] P. Hanus, A. Mazeliauskas and K. Reygers, Phys. Rev. C **100**, no.6, 064903 (2019) [arXiv:1908.02792 [hep-ph]].
- [33] F. G. Gardim, R. Krupczak and T. N. da Silva, Phys. Rev. C **109**, no.1, 014904 (2024) [arXiv:2212.11710 [nucl-th]].
- [34] B. B. Back *et al.* [PHOBOS], Phys. Rev. C **65**, 061901 (2002) [arXiv:nucl-ex/0201005 [nucl-ex]].
- [35] K. Aamodt *et al.* [ALICE], Phys. Rev. Lett. **106**, 032301 (2011) [arXiv:1012.1657 [nucl-ex]].
- [36] J. Adam *et al.* [ALICE], Phys. Rev. Lett. **116**, no.22, 222302 (2016) [arXiv:1512.06104 [nucl-ex]].
- [37] S. J. Das, G. Giacalone, P. A. Monard and J. Y. Ollitrault, Phys. Rev. C **97**, no.1, 014905 (2018) [arXiv:1708.00081 [nucl-th]].
- [38] K. V. Yousefnia, A. Kotibhaskar, R. Bhalerao and J. Y. Ollitrault, Phys. Rev. C **105**, no.1, 014907 (2022) [arXiv:2108.03471 [nucl-th]].
- [39] A. Bzdak and D. Teaney, Phys. Rev. C **87**, no.2, 024906 (2013) [arXiv:1210.1965 [nucl-th]].
- [40] B. Alver *et al.* [PHOBOS], Phys. Rev. C **81**, 034915 (2010) [arXiv:1002.0534 [nucl-ex]].
- [41] G. Agakishiev *et al.* [STAR], Phys. Rev. C **86**, 014904 (2012) [arXiv:1111.5637 [nucl-ex]].
- [42] F. G. Gardim, F. Grassi, P. Ishida, M. Luzum and J. Y. Ollitrault, Phys. Rev. C **100**, no.5, 054905 (2019) [arXiv:1906.03045 [nucl-th]].
- [43] B. Schenke, C. Shen and D. Teaney, Phys. Rev. C **102**, no.3, 034905 (2020) [arXiv:2004.00690 [nucl-th]].
- [44] J. Noronha-Hostler, M. Luzum and J. Y. Ollitrault, Phys. Rev. C **93**, no.3, 034912 (2016) [arXiv:1511.06289 [nucl-th]].
- [45] E. Grossi, A. Soloviev, D. Teaney and F. Yan, Phys. Rev. D **102**, no.1, 014042 (2020) [arXiv:2005.02885 [hep-th]].
- [46] E. Grossi, A. Soloviev, D. Teaney and F. Yan, Phys. Rev. D **104**, no.3, 034025 (2021) [arXiv:2101.10847 [nucl-th]].
- [47] A. Guillen and J. Y. Ollitrault, Phys. Rev. C **103**, no.6, 064911 (2021) [arXiv:2012.07898 [nucl-th]].
- [48] S. Acharya *et al.* [ALICE], Phys. Rev. C **101**, no.4, 044907 (2020) [arXiv:1910.07678 [nucl-ex]].
- [49] S. Acharya *et al.* [ALICE], JHEP **05**, 243 (2023) [arXiv:2206.04587 [nucl-ex]].
- [50] W. Zhao, W. Ke, W. Chen, T. Luo and X. N. Wang, Phys. Rev. Lett. **128**, no.2, 022302 (2022) [arXiv:2103.14657 [hep-ph]].
- [51] Y. Kanakubo, Y. Tachibana and T. Hirano, Phys. Rev. C **105**, no.2, 024905 (2022) [arXiv:2108.07943 [nucl-th]].
- [52] C. E. Aguiar, Y. Hama, T. Kodama and T. Osada, Nucl. Phys. A **698**, 639-642 (2002) [arXiv:hep-ph/0106266 [hep-ph]].
- [53] B. Alver *et al.* [PHOBOS], Phys. Rev. Lett. **98**, 242302 (2007) [arXiv:nucl-ex/0610037 [nucl-ex]].
- [54] B. Alver and G. Roland, Phys. Rev. C **81**, 054905 (2010) [erratum: Phys. Rev. C **82**, 039903 (2010)] [arXiv:1003.0194 [nucl-th]].
- [55] W. Broniowski, M. Chojnacki and L. Obara, Phys. Rev. C **80**, 051902 (2009) [arXiv:0907.3216 [nucl-th]].
- [56] P. Bozek and W. Broniowski, Phys. Rev. C **85**, 044910 (2012) [arXiv:1203.1810 [nucl-th]].
- [57] F. G. Gardim, G. Giacalone, M. Luzum and J. Y. Ollitrault, Nucl. Phys. A **1005**, 121999 (2021) [arXiv:2002.07008 [nucl-th]].
- [58] J. P. Blaizot, W. Broniowski and J. Y. Ollitrault, Phys. Lett. B **738**, 166-171 (2014) [arXiv:1405.3572 [nucl-th]].
- [59] J. L. Albacete, P. Guerrero-Rodríguez and C. Marquet, JHEP **01**, 073 (2019) [arXiv:1808.00795 [hep-ph]].
- [60] M. Pepin, P. Christiansen, S. Munier and J. Y. Ollitrault, Phys. Rev. C **107**, no.2, 024902 (2023) [arXiv:2208.12175 [nucl-th]].
- [61] G. Giacalone, P. Guerrero-Rodríguez, M. Luzum, C. Marquet and J. Y. Ollitrault, Phys. Rev. C **100**, no.2, 024905 (2019) [arXiv:1902.07168 [nucl-th]].
- [62] A. V. Giannini *et al.* [ExTrEMe], Phys. Rev. C **107**, no.4, 044907 (2023) [arXiv:2203.17011 [nucl-th]].
- [63] B. B. Abelev *et al.* [ALICE], Eur. Phys. J. C **74**, no.10, 3077 (2014) [arXiv:1407.5530 [nucl-ex]].
- [64] G. Aad *et al.* [ATLAS], Phys. Rev. C **107**, no.5, 054910 (2023) [arXiv:2205.00039 [nucl-ex]].
- [65] [ATLAS], ATLAS-CONF-2023-061.
- [66] S. Acharya *et al.* [ALICE], Phys. Lett. B **850**, 138541 (2024) [arXiv:2308.16217 [nucl-ex]].
- [67] B. Abelev *et al.* [ALICE], Phys. Rev. C **88**, no.4, 044909 (2013) [arXiv:1301.4361 [nucl-ex]].