

A New Class of Compact Formulations for Vehicle Routing Problems

Udayan Mandal¹, Amelia Regan², Louis Martin Rousseau³, Julian Yarkony⁴

¹ Stanford University, Palo Alto, California USA

² University of Washington, Seattle, Washington USA

³ Polytechnique Montreal, Montreal, Quebec, Canada

⁴ Optym

February, 2024

Abstract

This paper introduces a novel compact mixed integer linear programming (MILP) formulation and a discretization discovery-based solution approach for the Vehicle Routing Problem with Time Windows (VRPTW). We aim to solve the optimization problem efficiently by constraining the linear programming (LP) solutions to use only flows corresponding to time and capacity-feasible routes that are locally elementary (prohibiting cycles of customers localized in space).

We employ a discretization discovery algorithm to refine the LP relaxation iteratively. This iterative process alternates between two steps: (1) increasing time/capacity/elementarity enforcement to increase the LP objective, albeit at the expense of increased complexity (more variables and constraints), and (2) decreasing enforcement without decreasing the LP objective to reduce complexity. This iterative approach ensures we produce an LP relaxation that closely approximates the optimal MILP objective with minimal complexity, facilitating an efficient solution via an off-the-shelf MILP solver.

The effectiveness of our method is demonstrated through empirical evaluations on classical VRPTW instances. We showcase the efficiency of solving the final MILP and multiple iterations of LP relaxations, highlighting the decreased integrality gap of the final LP relaxation. We believe that our approach holds promise for addressing a wide range of routing problems within and beyond the VRPTW domain.

1 Introduction

This paper proposes a novel compact formulation for the Vehicle Routing Problem with Time Windows (VRPTW) with an empirically “tighter” linear programming (LP) relaxation compared to a standard two-index compact formulation baseline, which can be solved directly as a Mixed Integer Linear Program (MILP). By “tighter,” we mean that the LP relaxation’s optimal solution objective value is closer to the MILP objective value relative to a baseline LP. We characterize such a formulation with two properties: sufficiency and parsimony. Sufficiency indicates that our formulation describes the tightest LP within a considered class of LPs, while parsimony ensures that our formulation is as compact as possible (measured by the number of variables and constraints) without decreasing the LP objective. Utilizing these properties, we devise an algorithm that iteratively expands and contracts this formulation and demonstrates its monotonic convergence to a solution that is both sufficient and parsimonious. By producing a sufficient and parsimonious MILP we aim to ensure that the MILP can be solved efficiently. Moreover, adjusting the formulation parameters allows us to explore the trade-off between solution time and quality.

Our approach augments the standard compact formulation by enforcing agreement between the standard compact decision variables and separate sets of variables and constraints designed to enforce elementarity, time feasibility, and capacity feasibility. Agreement between these formulations and the compact formulation requires that the number of edges indicating travel from one location to another agrees with the original compact variables. Restrictions on time and capacity feasibility are enforced using discretization of time/capacity ranges into “buckets”, inspired by previous work [Boland et al., 2017, 2019], while restrictions on elementarity use Local Area Arcs from our recent work [Mandal et al., 2023, 2022]. We elaborate on our use of these enforcement mechanisms below.

Restricting Violations of Capacity/Time Feasibility: We partition the remaining capacity before servicing each customer into “buckets”, creating nodes for a directed acyclic graph. Each pair of nodes corresponding to feasible flow is connected and associated with a decision variable. A valid solution associated with this directed acyclic graph is a weighted non-negative sum of source-to-sink paths. Operations aiming towards sufficiency reduce the granularity of the partitions. Operations aiming towards parsimony increase the granularity without decreasing the LP objective. This approach is used for time-enforcing temporal feasibility as well.

Restricting Violations of Elementarity: For each customer, we create variables representing all possible immediately succeeding sequences of nearby customers. These sequences are limited to those that can be used in an optimal solution, given the intermediate customers, those on the efficient frontier of minimal cost, earliest completion time, and latest start time. We require one variable to be selected for each customer. Operations aiming toward sufficiency expand the set of nearby customers and, hence, the number of variables. This limits the set of cycles of customers allowed, at the cost of increasing the complexity of the LP. Operations aiming towards parsimony analyze the dual solution to decrease the set of nearby customers, decreasing the complexity of the LP in such a manner as not to decrease the LP objective. We should note that the use LA-arcs for cycle elimination, enables users to expand their formulation’s scale as MILP solvers’ computational capabilities advance.

We organize this document as follows. Section 2 briefly reviews the most relevant literature. Section 3 presents the VRPTW and its compact two-index formulation. Section 4 provides the proposed LP relaxation for the VRPTW. Section 5 provides an algorithm called LA-Discretization to solve the corresponding relaxation efficiently. Section 6 we consider LA-Arc generation in detail. Section 7 provides experimental results comparing LA-Discretization to a baseline compact two-index formulation. Section 8 provides conclusions and discusses extensions.

2 Literature Review

Different MILP formulations for VRPTW trade off the increase in the number of variables/constraints against the tightness of the LP relaxation. The use of a tighter formulation often means that branch & bound expands fewer nodes; however, this tightness often comes at the cost of a larger LP (in terms of more variables/constraints), which is thus more computationally intensive to solve at each node of the branch & bound solver. Well-known expanded or Dantzig-Wolfe formulations [Dantzig and Wolfe, 1960] often provide much tighter linear programming (LP) relaxations than a standard compact formulation for MILPs in many application areas [Barnhart et al., 1996, Geoffrion, 1974]. These formulations are solved through Column Generation (CG) [Gilmore and Gomory, 1961] and are widely used across many problem domains, including vehicle routing [Desrochers et al., 1992], crew scheduling [Desaulniers et al., 1997], and more recently applications in artificial intelligence domains, such as computer vision [Yarkony et al., 2020] and machine learning [Lokhande et al., 2020].

Expanded formulations used to solve Vehicle Routing Problems (VRP) are weighted set covering formulations where each column (primal variable) corresponds to a feasible route, and each cover constraint (primal constraint) corresponds to a customer, which must be serviced. The expanded formulation circumvents multiple key difficulties of a compact formulation, the most important of which is the following. The expanded formulation enforces that the flows of the corresponding compact formulation only describe feasible routes. However, expanded formulations present multiple difficulties including the following.

- When the LP solution includes fractional variables at the termination of CG, the set of columns (variables in the MILP) generated over the course of CG does not necessarily include all columns that are part of the optimal integer solution. Thus, we cannot use a standard off-the-shelf MILP solver to guarantee an optimal solution. The importance of this difficulty is emphasized in [Barnhart et al., 1996], which observes that columns that describe an optimal solution to the weighted set cover LP may not express an optimal or even a near-optimal solution to the weighted set cover integer linear program (ILP). Branch & Price [Barnhart et al., 1996] or Branch-Cut & Price [Gauvin et al., 2014, Pecin et al., 2017] can be used to solve these formulations to optimality, but are difficult to implement.
- Generating negative (or positive in the case of a maximization objective) reduced cost columns is often a challenging optimization problem. In the context of VRPs, these boil down to an elementary resource-constrained shortest path problem [Irnich and Desaulniers, 2005] (ERCSP), which is

NP-hard. ERCSPP solvers are tricky to implement, which has led researchers to propose numerous sophisticated implementations in the last decades [Righini and Salani, 2008, 2009, Baldacci et al., 2011, Boland et al., 2006, Righini and Salani, 2006, Lozano et al., 2016, Tilk et al., 2017, Beasley and Christofides, 1989, Righini and Salani, 2004, Cabrera et al., 2020, Lozano and Medaglia, 2013, Li and Han, 2019].

- Valid inequalities such as subset-row inequalities [Jepsen et al., 2008] or rounded capacity inequalities [Archetti et al., 2011] must be separated by the CG developer, and these may alter the structure of the CG pricing problem (as is the case for [Jepsen et al., 2008]), which can add further complexity to the pricing problem as additional resources must be included in ERCSPP.
- CG acceleration methods are often required to ensure fast convergence of CG such as dual stabilization: [Du Merle et al., 1999, Marsten et al., 1975, Haghani et al., 2022, Rousseau et al., 2007], heuristic pricing [Desrosiers and Lübbecke, 2005], and complimentary columns [Ghoniem and Sherali, 2009]

Elementarity, the property that a customer may be present at most once in a route, can be very challenging to enforce in pricing. The following approaches attempt to avoid fully/explicitly considering elementarity in routes in pricing problems in CG formulations: neighborhood (NG)-route relaxations [Baldacci et al., 2011, 2012], decremental state space relaxations (DSSR) [Righini and Salani, 2009], P-step formulations [Dollevoet et al., 2020], Q-route relaxations [Christofides et al., 1981] and Local Area (LA)-route relaxations [Mandal et al., 2022, 2023]. In NG-route relaxations [Baldacci et al., 2012], the elementarity of the route is relaxed only to prevent cycles of customers localized in space. Specifically, when extending a label during pricing, we hold onto customers from the previous label that are in the NG-neighborhood (nearby customers) of the latest customer at the given label. We forbid the extension of a label to a customer where the label states that it has already been. DSSR can be understood as expanding the NG-neighborhood as needed [Righini and Salani, 2008, 2009], hence, gradually enforcing elementarity where violated. Q-route relaxations relax elementarity to prevent cycles that contain any sub-sequence in which a customer is preceded and succeeded by the same customer. P-step formulations [Dollevoet et al., 2020] employ an arc-based formulation where arcs correspond to elementary sequences of customers. CG is employed to solve optimization since the number of such sequences can be quite large. LA-routes [Mandal et al., 2022] construct routes as sequences of elementary sub-sequences of customers where each sub-sequence is localized in space.

The work of [Boland et al., 2017] with respect to continuous-time service network design problems can be used to enforce feasibility with regard to time in VRPTWs. In that paper, the authors intelligently construct a partition of the times in a time-expanded graph representation of the underlying problem. This partition induces a relaxation of time feasibility. Specifically, a vehicle can depart at any time in an interval, given that it arrives at any time in that interval. The weakness is that this partition permits a vehicle to leave a node before it arrives. No relaxation occurs if the partition is constructed such that arrivals at nodes only occur at the earliest time possible in the optimal solution. To construct such a partition, the authors iterate between solving the MILP and splitting used nodes that cause a violation of temporal feasibility.

The approach that we propose in this paper is able to solve a large portion of the problems in the Solomon instances though not as many as Branch & Price based solvers [Baldacci et al., 2012].

3 The Vehicle Routing Problem with Time Windows

This section reviews the core mathematical concepts required to understand our paper. We organize this section as follows. In Section 3.1, we informally review the Vehicle Routing Problem with Time Windows (VRPTW). Section 3.2 provides the key notation used to discuss VRPTW, while Section 3.3 describes a classic compact two-index formulation for VRPTW.

3.1 Informal Description

A VRPTW problem instance is described using the following terms: **(a)** a depot located in space; **(b)** a set of customers located in space, each of which has an integer demand, service time, and time window for when service starts; and **(c)** an unlimited number of homogeneous vehicles with integer capacity.

A solution to VRPTW assigns vehicles to routes, where each route satisfies the following properties: **(1)** The route starts and ends at the depot. **(2)** The total demand of customers serviced on the route does not exceed the vehicle’s capacity. **(3)** The route cost is the total distance traveled. **(4)** The vehicle leaves a

customer immediately after servicing that customer. (5) Service starts at a given customer within the time window of that customer. (6) A customer is serviced at most once in a route.

The VRPTW solver selects a set of routes with the goal of minimizing the total distance traveled while ensuring that each customer is serviced exactly once across all selected routes.

3.2 Mathematical Notation

We use N to denote the set of customers, which we index by u . We use N^+ to denote N augmented with the starting/ending depot (which are co-located), and denoted $\alpha, \bar{\alpha}$ respectively. Each customer $u \in N$ has a demand denoted d_u . We define the demand at the depots as 0, which we write formally as $d_\alpha = d_{\bar{\alpha}} = 0$. We are given an unlimited number of homogeneous vehicles with capacity d_0 that start at the depot at time t_0 where t_0 is the length of the time horizon of optimization. Note that this is without loss of generality as we can easily apply a cost (distance) term to each departure/arrival from the depot to restrict the number of vehicles deployed. We use t_u^+ and t_u^- to denote the earliest/latest times for the service at customer u to begin. The service windows for the start/end depot are denoted by $t_\alpha^+ = t_\alpha^- = t_{\bar{\alpha}}^+ = t_0$ and $t_{\bar{\alpha}}^- = 0$. Servicing a given customer $u \in N$ takes t_u^* units of time, where $t_\alpha^* = t_{\bar{\alpha}}^* = 0$.

For each $u \in N^+, v \in N^+$ we use $c_{uv} = t_{uv}$ to denote the cost and time required to travel from u to v . For simplicity, t_{uv} is altered to include the service time at customer u , which is t_u^* . Thus, we set $t_{uv} \leftarrow t_{uv} + t_u^*$, then set $c_{uv} \leftarrow t_{uv}$, which offsets the cost of a solution by a constant.

3.3 A Two-Index Compact Formulation

We now describe the two-index formulation for the VRPTW of interest. We use the following decision variables. We set binary decision variable $x_{uv} = 1$ to indicate that a vehicle departs u and travels immediately to v . x_{uv} is defined for every pair of customers/depots, where u is not the ending depot and v is not u or the starting depot. The term x_{uv} is also not defined for cases where the route that proceeds from beginning to end $[\alpha, u, v, \bar{\alpha}]$ is infeasible due to time or capacity. The set of existing x_{uv} terms are denoted E^* .

We use continuous decision variable $\tau_u \in \mathbb{R}_{0+}$ to denote the amount of time remaining when service starts at customer u . We enforce the bounds on the start of the service with the following inequalities: $t_u^+ \geq \tau_u \geq t_u^- \quad \forall u \in N$.

We use continuous decision variable $\delta_u \in \mathbb{R}_{0+}$ to denote the capacity remaining in the vehicle immediately before servicing customer u . We enforce that sufficient capacity remains to service customer u with the following inequalities $d_0 \geq \delta_u \geq d_u \quad \forall u \in N$.

We now write the two-index form for the VRPTW as a compact MILP :

$$\min_{\substack{x_{uv} \in \{0,1\} \\ t_u^+ \geq \tau_u \geq t_u^- \\ d_0 \geq \delta_u \geq d_u}} \sum_{uv \in E^*} c_{uv} x_{uv} \quad (1a)$$

$$\sum_{uv \in E^*} x_{uv} = 1 \quad \forall u \in N \quad (1b)$$

$$\sum_{vu \in E^*} x_{vu} = 1 \quad \forall u \in N \quad (1c)$$

$$\delta_v - d_v \geq \delta_u - (d_0 + d_v)(1 - x_{vu}) \quad \forall u \in N, vu \in E^* \quad (1d)$$

$$\tau_v - t_{vu} \geq \tau_u - (t_u^+ + t_{vu})(1 - x_{vu}) \quad \forall u \in N, vu \in E^* \quad (1e)$$

$$\sum_{u \in N} x_{\alpha u} \geq \lceil \frac{\sum_{u \in N} d_u}{d_0} \rceil \quad (1f)$$

In (1a) we minimize the total distance traveled by all vehicles. In (1b), we enforce that each customer is serviced exactly once. In (1c), we enforce that a vehicle must leave each customer once. In (1d), we enforce that if u is immediately preceded by v in a route, then the amount of demand remaining immediately before servicing u (denoted δ_u) is no greater than that of v (denoted δ_v) minus d_v ; and is otherwise unrestricted. Observe that in (1d) that $(d_0 + d_v)(1 - x_{vu})$ operates as a big-M term, which makes the inequality inactive when $x_{vu} = 0$. In (1e), we enforce that if u is preceded by v in a route, then the amount of time remaining immediately before servicing u (denoted τ_u) is no greater than that of v (denoted τ_v) minus t_{vu} ; and is

otherwise unrestricted. Observe that in (1e) that $(t_u^+ + t_{vu})(1 - x_{vu})$ operates as a big-M term, which makes the inequality inactive when $x_{vu} = 0$.

In (1f) we enforce that a minimum number of vehicles exit the depot; equal to a lower bound on the number of vehicles required to service all demand. This lower bound is the sum of the demands divided by the vehicle capacity, then rounded up to the nearest integer. This is an optional constraint that is not common in the CG literature.

It is well known that this formulation can lead to weak LP bounds because of the following issues. (1) It does not explicitly eliminate sub-tours in the LP solution. (2) Capacity and time feasibility are not well enforced.

4 A Tighter Compact LP Relaxation

In this section, we introduce our compact formulation for VRPTW, which is, in our experiments, tighter than the two-index compact formulation in (1). This formulation is parameterized by sets constructed later in the document (see Section 5). Specifically, our formulation is parameterized by unique values of the following for each customer: **(1)** set of Local Area (LA) neighbors which limit the class of cycles permitted in LP solutions [Mandal et al., 2022] (which we discuss in Section 4.1), **(2)** a discretization of time [Boland et al., 2017], and **(3)** a discretization of capacity. Increasing the number of LA-neighbors of customers can tighten the LP relaxation by limiting the cycles (over customers localized in space) permitted in an LP solution, a principle also exploited by NG-routes [Baldacci et al., 2011]. Discretization is parameterized by grouping capacity remaining (or time remaining into buckets). For example given buckets associated with customer u denoted D_u we bin in the capacity remaining as follows: $D_u = [[d_u, d_u + 3], [d_u + 4, d_u + 5], [d_u + 6, d_u + 9] \dots [d_0 - 4, d_0]]$. Increasing the number of buckets makes the buckets smaller in range. We refer to increasing the number of buckets as decreasing granularity while decreasing the number of buckets as increasing granularity. Increasing the number of buckets in the time/capacity discretization sets tightens the LP relaxation by enforcing that routes must be time/capacity feasible more rigorously. However, increasing the number of LA-neighbors and decreasing the granularity of the time/capacity discretization increases the number of variables/constraints in the LP and hence increases the LP computation time. Special selection of these sets (LA neighbors and time/capacity buckets) can ensure both fast LP optimization time, and a tighter LP relaxation relative to the baseline in (1); and thus fast MILP optimization time. Given these sets (collectively called a parameterization) we need only solve the corresponding optimization problem as a MILP using an off-the-shelf solver to obtain an optimal solution to the VRPTW.

We organize this section as follows. In Sections 4.1 and 4.2, we tighten the LP relaxation in (1) using LA-arcs, and time/capacity discretization respectively. In Section 4.3, we produce our novel MILP formulation of VRPTW. In Section 4.4, we consider some properties of sufficient parameterizations, which we define as parameterizations that lead to the tightest bound possible given a maximum number of LA-neighbors per customer. In Section 4.5, we consider some properties of parsimonious parameterizations, which are parameterizations that have the widest time/capacity buckets and smallest LA-neighborhoods as possible, given fixed LP objective, leading to maximally efficient solutions to the LPs at each node of the branch & bound tree of the corresponding MILP.

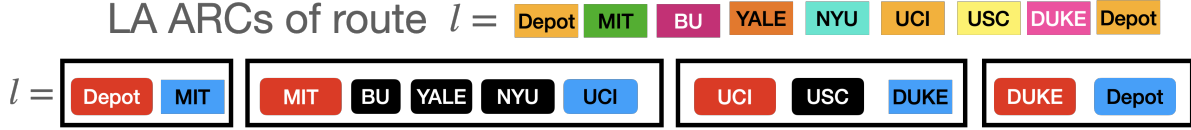


Figure 1: We display a route as a sequence of LA-arcs. Each LA-arc describes a sequence of customers near the first customer in the arc, followed by a distant customer. The example uses American universities and LA-neighborhoods defined by university location. LA-arcs are color-coded as follows. Red indicates the first customer (or depot) in an LA-arc, Black indicates intermediate customers in an LA-arc, and Blue indicates the final customer (or depot) in an LA-arc. The first customer of an LA-arc is shared with the last customer of the previous LA-arc. Observe that the class of cycles permitted in a sequence of LA-arcs is highly limited because individual LA-arcs that make up the route must be elementary.

4.1 Enforcing Elementarity via the Incorporation of Local Area Arcs

In this section, we provide additional variables and associated constraints using Local Area (LA) arcs, which were introduced in the arXiv paper [Mandal et al., 2022]. LA-arcs are designed to eliminate cycles of customers localized in space as described by the x variables used in (1). As a precursor, we provide some notation for describing LA-arcs, which we illustrate in Fig 1. For each $u \in N$ we use N_u° to denote the set of customers nearby u , not including u , called the LA-neighbors of u . Specifically N_u° is the set of K closest customers to u in space that are reachable from u considering time and capacity; for user-defined K .¹ For ease of notation we define $N_{+u}^\circ = \{N_u^\circ \cup u\}$. We use $N_u^{\circ \rightarrow}$ to denote the subset of N^+ not in N_{+u}° or the starting depot meaning $N_u^{\circ \rightarrow} = N^+ - (N_{+u}^\circ \cup \alpha)$. For each $u \in N, v \in N_u^{\circ \rightarrow}, \hat{N} \subseteq N_u^\circ$, we use $R_{u\hat{N}v}^+$ to denote the subset of all elementary sequences of customers (called orderings) starting at u ; ending at v ; including as intermediate customers \hat{N} ; that are feasible with regard to time/capacity. Not all sets of intermediate customers $\hat{N} \subseteq N_u^\circ$ are feasible given u, v due to time/capacity constraints. For any given u, v and set of intermediate customers in $\hat{N} \subseteq N_u^\circ$, we define $R_{u\hat{N}v} \subseteq R_{u\hat{N}v}^+$ to contain only those orderings on the efficient frontier with respect to **(a)** travel distance, **(b)** latest feasible departure time from u and **(c)** earliest feasible departure time from v . Feasibility of **(b),(c)** is a consequence of the time windows for the customers. Thus, orderings are preferred with **(a)** lower cost, **(b)** that can be started later, or **(c)** that can be finished earlier. In practice, $R_{u\hat{N}v}$ is a small subset of all possible orderings $R_{u\hat{N}v}^+$ as most do not lie on the efficient frontier. We use R_u to denote the union of $R_{u\hat{N}v}$ over all v, \hat{N} where we clip off the final term in the ordering (meaning v). Observe that any optimal integer solution to VRPTW must select a route containing an ordering in R_u followed immediately by some $v \in N_u^{\circ \rightarrow}$ for each $u \in N$. In practice, R_u is smaller than the sum of the sizes of the $R_{u\hat{N}v}$ terms as many terms are replicated between $R_{u\hat{N}v}$ sets. We provide a dynamic programming approach for generating R_u in Section 6.

We describe an ordering $r \in R_u$ as follows. For any $w \in N_{+u}^\circ, v \in N_u^\circ$ we define $a_{wvr} = 1$ if w immediately precedes v in ordering r , and otherwise define $a_{wvr} = 0$. For any $w \in N_{+u}^\circ$ we define $a_{w*r} = 1$ if w is the final customer in ordering r , and otherwise define $a_{w*r} = 0$.

We use decision variables $y_r \in \mathbb{R}_{0+} \forall r \in R_u, u \in N$ to describe a selection of orderings to use in our solution. We set $y_r = 1$ for $r \in R_u$ to indicate that after servicing customer u the sequence of customers described by ordering r is used after, which a member of $N_u^{\circ \rightarrow}$ follows immediately, and otherwise set $y_r = 0$. We use $E_u^{*\circ} \subseteq E^*$ to denote the set of edges that can be contained in an ordering starting at u ; thus $E_u^{*\circ} = \{wv \in E^*, \text{ s.t. } w \in N_{+u}^\circ, v \in N_u^\circ - w\}$. We use $E_{uw}^{*\circ}$ to denote the set of edges in E^* that can succeed the final customer w in an ordering starting at u ; thus $E_{uw}^{*\circ} = \{wv \in E^*; w \in N_{+u}^\circ, v \in N_u^{\circ \rightarrow}\}$.

We now add the following equations to (1), which adds minimization over y to enforce that the solution

¹Other definitions can be used such as excluding from N_u° customers for which the route ordered as follows $\alpha, u, v, u, \bar{\alpha}$ is infeasible by time/capacity.

to the x variables is consistent with the solution y , for which we provide an exposition below the equations.

$$\sum_{r \in R_u} y_r = 1 \quad \forall u \in N \quad (2a)$$

$$x_{wv} \geq \sum_{r \in R_u} a_{w,v,r} y_r \quad \forall u \in N, wv \in E_u^{\odot*} \quad (2b)$$

$$\sum_{wv \in E_{uw}^{\odot*}} x_{wv} \geq \sum_{r \in R_u} a_{w*r} y_r \quad \forall u \in N, w \in N_{+u}^{\odot} \quad (2c)$$

In (2a) we enforce that one ordering in R_u is selected to describe the activities succeeding u for each $u \in N$. In (2b) we enforce that if an ordering $r \in R_u$ is selected in which w is immediately followed by v ; then it must be the case that x_{wv} is selected meaning that w is succeeded by v in the solution over x . In (2c) we enforce that if an ordering $r \in R_u$ is selected in which w is the final customer in the ordering then, w must be followed by a customer (or depot) that is not an LA-neighbor of u (and not u) as described by x . Observe that if x is binary then y must be binary as well. The terms y_r are not present in the objective for optimization. The use of LA-arcs to remove cycles, is a key contribution as it allows the user to grow the size of the formulation as the computational capabilities of MILP solvers improve over time.

It is possible to show (see Section 4.5.2) that the number of LA-neighbors required can be less than that of N_u^{\odot} for some u . To this end, we introduce $N_u \subseteq N_u^{\odot}$ to denote this reduced set. We use N_{+u} to denote $N_u \cup u$. We use N_u^{\rightarrow} to denote the subset of N^+ that does not lie in $N_{+u} \cup \alpha$. We use $E_u^* \subseteq E^*$ to denote the set of edges that can be contained in an ordering starting at u , thus $E_u^* = \{wv \in E^*, \text{ s.t. } w \in N_{+u}, v \in N_u - w, \}$. We use E_{uw}^* to denote the set of edges in E^* that can succeed the final customer w in an ordering starting at u , thus $E_{uw}^* = \{wv \in E^*; v \in N_u^{\rightarrow}\}$. We write (2) using LA-neighbors N_u below.

$$\sum_{r \in R_u} y_r = 1 \quad \forall u \in N \quad (3a)$$

$$x_{wv} \geq \sum_{r \in R_u} a_{w,v,r} y_r \quad \forall u \in N, wv \in E_u^* \quad (3b)$$

$$\sum_{wv \in E_{uw}^*} x_{wv} \geq \sum_{r \in R_u} a_{w*r} y_r \quad \forall u \in N, w \in N_{+u} \quad (3c)$$

Note that R_u is determined by N_u^{\odot} not N_u ; while the set of constraints enforced in (3b)-(3c) is defined by N_u . Observe that this can create redundant y terms. These are simply removed before optimization.

4.2 Capacity/Time Discretization Discovery

This section considers using capacity/time discretization to tighten the LP relaxation in (1). As mentioned earlier, this discretization is inspired by the work of [Boland et al., 2017, 2019]. Earlier discretization methods can be found in [Appelgren, 1969, 1971, Wang and Regan, 2002].

Consider that we have a partition of capacity associated with each customer u denoted D_u into continuous “buckets,” e.g. $D_u = [[d_u, d_u + 3], [d_u + 4, d_u + 5], [d_u + 6, d_u + 9] \dots [d_0 - 4, d_0]]$. We index the buckets in D_u from smallest to greatest remaining demand with k ; where $k = 1$ is the bucket that contains d_u and $k = |D_u|$ contains d_0 . The lower/upper bound values of the k 'th bucket for customer u are referred to as $d_{(u,k)}^-, d_{(u,k)}^+$ respectively.

Consider a directed unweighted graph G^D (which we also use for node-set) with edge set E^D . For each $u \in N$, $k \in D_u$ we create one node $i = (u, k)$ for which we alternatively write as (u_i, d_i^-, d_i^+) where $u_i \leftarrow u, d_i^- \leftarrow d_k^-, d_i^+ \leftarrow d_k^+$. There is a single node (α, d_0, d_0) also denoted $(\alpha, 1)$ associated with the starting depot and a single node $(\bar{\alpha}, 0, d_0)$ also denoted $(\bar{\alpha}, 1)$ associated with the ending depot. We now define the edges E^D .

- For each u we create a directed edge from $(\alpha, 1)$ to $(u, |D_u|)$. Traversing this edge indicates that a route starts with u as its first customer.
- For each u we create a directed edge from $(u, 1)$ to $(\bar{\alpha}, 1)$. Traversing this edge indicates that a route ends after having u as its final customer.

- For each $i = (u, k)$ for $k > 1$ we connect i to $j = (u, k - 1)$. Traversing this edge indicates that the vehicle servicing u will not use all possible capacity. These edges can be thought of as dumping extra capacity.
- For each pair of nodes $i = (u, k), j = (v, m)$ we connect i to j if the following are satisfied: $u \neq v$, $d_i^+ - d_u \geq d_j^-$ and if $k > 1$ we also require that $d_j^- > d_{(u, k-1)}^+ - d_u$. Traversing this arc indicates that a vehicle has between d_i^- and d_i^+ units of capacity remaining before servicing u and, upon servicing, u travels directly to v where it has between d_j^- and d_j^+ units of capacity remaining before servicing v . The second condition $d_j^- > d_{(u, k-1)}^+ - d_u$ ensures that redundant edges are not generated.

We now describe flow formulation on the discretized capacity. This flow governs the amount of the resource capacity available at a given node. The following constraints are written below using decision variable $z_{ij}^D \in \mathbb{R}_{0+}$ to describe the edges traversed .

$$\sum_{ij \in E^D} z_{ij}^D = \sum_{ji \in E^D} z_{ji}^D \quad \forall i \in G^D; i = (u, k); u \notin [\alpha, \bar{\alpha}] \quad (4a)$$

$$x_{uv} = \sum_{\substack{ij \in E^D \\ i=(u,k) \\ j=(v,m)}} z_{ij}^D \quad \forall uv \in E^* \quad (4b)$$

In (4a), we enforce that the solution z^D is feasible with regard to capacity by enforcing that the flow incoming to a node is equal to the flow outgoing. In (4b), we enforce that the solution x is consistent with the solution capacity graph z^D .

We now describe flow formulation on discretized time as we previously did for capacity. Time buckets and associated graph and edge sets are denoted T_u, G^T, E^T respectively. The constraints are defined analogously to capacity (with minimum/maximum values of t_u^- and t_u^+ respectively in place of d_u and d_0). We write the corresponding constraints below. We use non-negative decision variables z_{ij}^T to describe the movement of vehicles. We set $z_{ij}^T = 1$ to indicate that a vehicle leaves u_i with time remaining in between t_i^- and t_i^+ and leaves at u_j with time remaining between t_j^- and t_j^+ . We write the constraints for time analogous to (4a) and (4b) below.

$$\sum_{ij \in E^T} z_{ij}^T = \sum_{ji \in E^T} z_{ji}^T \quad \forall i \in G^T; i = (u, k); u \notin [\alpha, \bar{\alpha}] \quad (5a)$$

$$x_{uv} = \sum_{\substack{ij \in E^T \\ i=(u,k) \\ j=(v,m)}} z_{ij}^T \quad \forall uv \in E^* \quad (5b)$$

We refer to the finest possible granularity of capacity and time buckets for each $u \in N$ as D_u^\ominus, T_u^\ominus .

4.3 Complete Linear Programming Relaxation

Given a set of LA-neighbors, time buckets, and capacity buckets for each $u \in N$ denoted N_u, T_u, D_u respectively, we write the MILP enforcing no-localized cycles in space (via (3)), capacity bucket feasibility (via (4)), and time bucket feasibility (via (5)) as $\Psi(\{N_u, T_u, D_u\}, \forall u \in N)$ below, with its LP relaxation denoted $\Psi(\{N_u, T_u, D_u\}, \forall u \in N)$.

$$\bar{\Psi}(\{N_u, T_u, D_u\}, \forall u \in N) = \min_{\substack{x \in \{0,1\} \\ y \geq 0 \\ z \geq 0 \\ t_u^+ \geq \tau_u \geq t_u^- \\ d_0 \geq \delta_u \geq d_u}} \sum_{\substack{u \in N^+ \\ v \in N^+}} c_{uv} x_{uv} \quad \text{Original Compact} \quad (6a)$$

$$\sum_{uv \in E^*} x_{uv} = 1 \quad \forall u \in N \quad \text{Original Compact} \quad (6b)$$

$$\sum_{vu \in E^*} x_{vu} = 1 \quad \forall u \in N \quad \text{Original Compact} \quad (6c)$$

$$\delta_v - d_v \geq \delta_u - (d_0 + d_v)(1 - x_{vu}) \quad \forall u \in N, vu \in E^* \quad \text{Original Compact} \quad (6d)$$

$$\tau_v - t_{vu} \geq \tau_u - (t_u^+ + t_{vu})(1 - x_{vu}) \quad \forall u \in N, vu \in E^* \quad \text{Original Compact} \quad (6e)$$

$$\sum_{u \in N} x_{\alpha u} \geq \lceil \frac{\sum_{u \in N} d_u}{d_0} \rceil \quad \text{Original Compact} \quad (6f)$$

$$\sum_{r \in R_u} y_r = 1 \quad \forall u \in N \quad \text{LA-arc Movement Consistency} \quad (6g)$$

$$x_{wv} \geq \sum_{r \in R_u} a_{w,v,r} y_r \quad \forall u \in N, wv \in E_u^* \quad \text{LA-arc Movement Consistency} \quad (6h)$$

$$\sum_{wv \in E_{uw}^*} x_{wv} \geq \sum_{r \in R_u} a_{w*r} y_r \quad \forall u \in N, w \in N_{+u} \quad \text{LA-arc Movement Consistency} \quad (6i)$$

$$\sum_{ij \in E^D} z_{ij}^D = \sum_{ji \in E^D} z_{ji}^D \quad \forall i \in G^D; i = (u, k); u \notin [\alpha, \bar{\alpha}] \quad \text{Flow Graph Capacity} \quad (6j)$$

$$x_{uv} = \sum_{\substack{ij \in E^D \\ i=(u,k) \\ j=(v,m)}} z_{ij}^D \quad \forall uv \in E^* \quad \text{Flow Graph Capacity} \quad (6k)$$

$$\sum_{ij \in E^T} z_{ij}^T = \sum_{ji \in E^T} z_{ji}^T \quad \forall i \in G^T; i = (u, k); u \notin [\alpha, \bar{\alpha}] \quad \text{Flow Graph Time} \quad (6l)$$

$$x_{uv} = \sum_{\substack{ij \in E^T \\ i=(u,k) \\ j=(v,m)}} z_{ji}^T \quad \forall uv \in E^* \quad \text{Flow Graph Time} \quad (6m)$$

To be able to use an off-the-shelf MILP solver to solve for (6) efficiently, we must have parameterization $(\{N_u, T_u, D_u\} \forall u \in N)$ that is as tight as possible and small as possible in terms of using fewer variables and constraints. Since the tightest LP expressible is $\Psi(\{N_u^\odot, T_u^\odot, D_u^\odot\} \forall u \in N)$ we want $\Psi(\{N_u, T_u, D_u\} \forall u \in N)$ to be equal to $\Psi(\{N_u^\odot, T_u^\odot, D_u^\odot\} \forall u \in N)$ and refer to such parameterizations as sufficient.

We want the LP $\Psi(\{N_u, T_u, D_u\} \forall u \in N)$ and hence each node in the MILP $\bar{\Psi}(\{N_u, T_u, D_u\} \forall u \in N)$ to be easily solved. One key condition for such parameterizations is that of being parsimonious; any further contraction of the sets in the parameterization decreases the LP value of the optimal solution. Another way to say this is that the parameterization has the widest buckets and smallest LA-neighborhoods possible, given fixed LP tightness, leading to maximally efficient solutions to the LPs at each node of the branch & bound tree of the corresponding MILP. We refer to LPs that contain these two properties that as sufficient and parsimonious parameterization (SPP) and in Section 5 consider the construction of such LPs.

4.4 Properties of Sufficient Parameterizations

We now consider some sufficient (but not always necessary) conditions of sufficient parameterizations. To this end we consider a candidate optimal LP solution (x^*, y^*, z^*) given parameterization $(\{N_u^*, T_u^*, D_u^*\} \forall u \in N)$.

The property of bucket feasibility applies to capacity and time. This provides a condition for the LP solution that, if satisfied, guarantees that using the minimum granularity (minimum bucket sizes) of capacity would not tighten the bound given the current LA-neighbors. We require bucket feasibility to hold in our

conditions for sufficient parameterizations. Bucket feasibility states no relaxation of capacity/time occurs as a consequence of using the current bucket parameters. We formally define bucket feasibility for capacity and time below.

$$\text{Capacity Bucket Feasibility } [z_{ij}^{D*} > 0] \rightarrow [d_i^+ - d_{u_i} = d_j^+] \quad \forall (i, j) \in E^D \quad u_j \notin \{u_i, \bar{\alpha}\} \quad (7a)$$

$$\text{Time Bucket Feasibility } [z_{ij}^{T*} > 0] \rightarrow [\min(t_i^+ - t_{u_i, u_j}, t_j^+) = t_j^+] \quad \forall (i, j) \in E^T; u_j \notin \{u_i, \bar{\alpha}\} \quad (7b)$$

Observe that if (7) is satisfied, then no relaxation of capacity/time occurs as a consequence of using the buckets, hence using the finest capacity/time discretization $\{D^\ominus, T^\ominus\}$ would not tighten the bound given the current LA-neighbors. We prove this formally in Appendix C.

The property of LA-arc feasibility is a condition for the LP solution that, if satisfied, guarantees that using the N_u^\ominus for the LA-neighbors of each customer would not tighten the bound given the current time/capacity buckets. Specifically, LA-arc feasibility states that given fixed x^* , a setting for y obeys (2), not merely (3). We require LA-arc feasibility to hold in our conditions for sufficient parameterizations.

4.5 Properties of Parsimonious Parameterizations

We now consider some necessary but not always sufficient properties of parsimonious parameterizations.

4.5.1 Capacity/Time Parsimony

Consider the dual solution to the LP in (6), which we denote π where π_i^D is the dual value associated with (6j) for a given i . We write the reduced cost of z_{ij}^D as \bar{z}_{ij}^D for any i, j s.t. $u_i = u_j$. Observe that $\bar{z}_{ij}^D = -\pi_i^D + \pi_j^D$.

Now observe that merging capacity buckets i, j corresponds to enforcing that $\pi_i^D = \pi_j^D$. Here merging $i = (u_i, k+1)$ with $j = (u_i, k)$ corresponds to removing buckets corresponding to $(u_i, k+1)$ and (u_i, k) and replacing them with a bucket associated with u_i and range of capacity $[d_{(u_i, k)}^-, d_{(u_i, k+1)}^+]$. When $\pi_i^D = \pi_j^D$ for $u_i = u_j$ and $i, j \in E^D$ is satisfied, then observe that merging capacity buckets associated with i, j together does not weaken the LP relaxation in (6). However, it does decrease the number of constraints/variables in (6), leading to faster optimization of the LP.

This same logic holds for time buckets. Let π_i^T denote the dual variable associated with (6l). We write the reduced cost for variable z_{ij}^T , which we denote as \bar{z}_{ij}^T as follows $\bar{z}_{ij}^T = -\pi_i^T + \pi_j^T$ for any z_{ij}^T s.t. $u_i = u_j$ and $i, j \in E^T$. Thus, when $\pi_i^T = \pi_j^T$ for $u_i = u_j$ observe that we can merge the time buckets i, j without loosening the bound in (6). However, as is the case for capacity buckets, this decreases the number of constraints/variables in (6), leading to faster optimization of the LP.

4.5.2 LA Neighborhood Parsimony

Let us now consider the construction of parsimonious LA-neighborhoods to enforce in (6). Let us consider the following additional notation. Let N_u^k be the k closest LA-neighbors in N_u to u (in terms of distance). We use N_{+u}^k to denote $N_u^k \cup u$. Here k ranges from 0 to $|N_u|$.

For any ordering r where N_r are the customers in the order r and $w \in N_r$ we define $a_{wr}^k = 1$ if all customer in r prior to and including w lie in N_{+u}^k and otherwise set $a_{wr}^k = 0$.

For each $u \in N, r \in R_u, w \in N_{+u}^k, v \in N_u^k - w, k$ we define $a_{wvr}^k = 1$ if $a_{wvr} = 1$ and $a_{vr}^k = 1$. For each $u, r \in R_u, w \in N_{+u}^k$ we define $a_{w*r}^k = 1$ if $a_{wr}^k = 1$ and either $(a_{w*r} = 1$ or $\sum_{v \notin N_u^k - w} a_{wvr} = 1)$; and otherwise set $a_{w*r}^k = 0$.

We now replace (6h) and (6i) with the following inequalities parameterized by tiny positive value ϵ and dual variables noted in brackets. We use slack constant ϵ which we multiply by the number of LA-neighbors associated with a given constraint in order to encourage the LP solver to use constraints corresponding to as few LA-neighbors as possible. Later this facilitates the construction of a more parsimonious LP as larger LA neighborhoods are not be used in the generated LP if the dual variables are not active.

$$\epsilon k + x_{wv} \geq \sum_{r \in R_u} a_{w,v,r}^k y_r \quad \forall u \in N, w \in N_{+u}^k, k \in [1, 2, \dots, |N_u|], v \in N_u^k, wv \in E^* \quad [-\pi_{uvwk}] \quad (8a)$$

$$\epsilon k + \sum_{\substack{v \notin N^+ - (N_{+u}^k) \\ wv \in E^*}} x_{wv} \geq \sum_{r \in R_u} a_{w^*r}^k y_r \quad \forall u \in N, k \in [1, 2, \dots, |N_u|], w \in N_{+u}^k \quad [-\pi_{uw^*k}] \quad (8b)$$

We now solve the LP form in (6) replacing (6h) and (6i) with (8a) and (8b) respectively. We refer to the associated LP as $\Psi^*(\{N_u, T_u, D_u\} \forall u \in N)$

Observe that the dual LP for $\Psi^*(\{N_u, T_u, D_u\} \forall u \in N)$ has a penalty for using dual variables of primal constraints associated with larger LA-neighborhoods than necessary. Consider any u , and let k_u be the largest neighborhood size containing a dual variable of the form (8a) or (8b) with positive value. We write k_u formally below.

$$k_u \leftarrow \max_{|N_u| \geq k \geq 1} k [0 < ((\sum_{w \in N_u} \pi_{uwk}) + (\sum_{\substack{w \in N_{+u}^k \\ v \in N_u^k - w \\ wv \in E^*}} \pi_{uvwk}))] \quad \forall u \in N \quad (9)$$

If $k_u < |N_u|$, then we can decrease the size of N_u to k_u without loosening the bound. This decreases the number of constraints in (6) of the forms (6h), and (6i). This also decreases the number of variables that need to be considered as some of the y_r variables become redundant. This, in turn, leads to the faster resolution of the associated LP. Observe that given u , if no dual variables of the form (8) are positively valued, then setting N_u to be empty does not loosen the bound.

5 LA-Discretization: An Algorithm for a Sufficient and Parsimonious Parameterization Construction

In this section, we consider the construction of a sufficient and parsimonious parameterization (SPP). We construct an SPP by iterating between the following two steps: **(1)** Solving $\Psi^*(\{N_u, T_u, D_u\} \forall u \in N)$ and **(2)** Augmenting $\Psi^*(\{N_u, T_u, D_u\})$ to achieve sufficiency. Whenever **(1)** tightens the bound (with respect to the previous iteration), we attempt to achieve parsimony by decreasing the size of some terms in $\{N_u, T_u, D_u\}$ for some customers. This decrease is always done not to loosen the bound but to achieve the specific necessary conditions for parsimony. We only aim towards parsimony after improving the bound (not at every step) to avoid cycling in the LP.

Thresholds determine the buckets, which we denote as W_u^D, W_u^T (sorted from smallest to largest) for capacity and time for customer u , respectively, where the thresholds determine the maximum value of the buckets. For example if the thresholds for W_u^D are $[d_u + 5, d_u + 12]$ then the associated buckets are $[d_u, d_u + 5], [d_u + 6, d_u + 12], [d_u + 13, d_0]$.

We organize this section as follows. In Section 5.1, we consider the contraction and expansion operations for time/capacity buckets, while Section 5.2 does the same for the number of LA-neighbors. In Section 5.3, we describe our complete optimization algorithm, which we call LA-Discretization.

5.1 Contracting/Expanding Capacity/Time Buckets

Recall from Section 4.5.1 that for any $i, j \in E^D$ for which $u_i = u_j$ if $\pi_i^D = \pi_j^D$ then we can merge nodes i, j without loosening the bound and remove d_j^+ from $W_{u_j}^D$. The same logic applies to time. For any $i, j \in E^T$ for which $u_i = u_j$ if $\pi_i^T = \pi_j^T$, we can merge nodes i, j without loosening the bound and remove t_j^+ from $W_{u_j}^T$.

To enforce bucket feasibility with respect to capacity we do the following. For each i, j s.t. $z_{ij}^D > 0$ where $i = (u_i, d_i^-, d_i^+)$ and $j = (u_j, d_j^-, d_j^+)$ and $j \neq \bar{\alpha}$ and $u_i \neq u_j$: We add to $W_{u_j}^D$ the term $d_i^+ - d_{u_i}$ (if this term is not already present in $W_{u_j}^D$). Observe that this operation can never loosen the relaxation as undoing it simply corresponds to requiring that $\pi_i^D = \pi_j^D$ in the dual.

The same approach applies to enforcing bucket feasibility with respect to time. For each i, j s.t. $z_{ij}^D > 0$ where $i = (u_i, t_i^-, t_i^+)$ and $j = (u_j, t_j^-, t_j^+)$ and $j \neq \bar{\alpha}$: We add to $W_{u_j}^T$ the term $\min(t_i^+ - t_{u_i, u_j}, t_j^+)$ (if this

term is not already present in $W_{u_j}^T$). Observe that this operation can never loosen the relaxation as undoing it simply corresponds to requiring that $\pi_i^T = \pi_j^T$ in the dual.

5.2 Contracting/Expanding Local Area Neighborhoods

Recall from (9) that we can set the number of LA-neighbors to the smallest number for which there is an associated non-zero dual value without loosening the bound. Thus our contraction operation on LA-neighborhoods is written as follows.

$$|N_u| \leftarrow \max_{|N_u| \geq k \geq 1} k [0 < ((\sum_{w \in N_u} \pi_{uwk}) + (\sum_{\substack{w \in N_u^k \\ v \in N_u^k - w \\ wv \in E^*}} \pi_{uvw}))] \quad \forall u \in N \quad (10)$$

To expand the neighborhoods, we can iterate over $u \in N$, then, for each u , identify the smallest number of LA-neighbors required to induce a violation of the current LP. To determine if a given number of LA-neighbors k induces a violation of the current LP we simply check to see if a fractional solution y_r exists to satisfy (6i), (6g) and (6h) where we fix the x terms to their current values and N_u to N_u^k .

A simpler approach is as follows. We can periodically simply reset the number of LA-neighbors to the maximum number $|N_u^\circ|$ for each $u \in N$. Next, we solve the LP and apply a contraction operation described in (10). Our experiments employ this approach when expansion operations on capacity/time buckets have not recently tightened the LP bound.

5.3 Complete Algorithm: LA-Discretization

We now consider the construction of an SPP by iteratively solving the LP relaxation and tightening the LP relaxation to aim toward sufficiency; each time we tighten the relaxation, we decrease the size of the parameterization with parsimony. We provide our algorithm in Alg 1 with exposition below.

- Line 1: Initialize the LA-neighbor sets, time buckets and capacity buckets. In our implementation We initialize $N_u \leftarrow N_u^\circ$ for all $u \in N$. We initialize W_u^D parameterized by a bucket size $d^s = 5$ where

Algorithm 1 LA-Discretization Algorithm

```

1:  $\{N_u^\circ, N_u, W_u^D, W_u^T \quad \forall u \in N\} \leftarrow$  from User
2: iter_since_reset  $\leftarrow$  0
3: last_lp_val  $\leftarrow$   $-\infty$ 
4: repeat
5:   if iter_since_reset  $\geq$   $\zeta$  then:
6:      $N_u \leftarrow N_u^\circ \quad \forall u \in N$ 
7:   end if
8:    $[z, y, x, \pi, \text{lp\_objective}] \leftarrow$  Solve  $\Psi^*(\{N_u, T_u, D_u\} \forall u \in N)$ 
9:   if lp_objective  $>$  last_lp_val + MIN_INC then
10:     $W_u^D \leftarrow$  Merge any nodes  $i, j$  for which  $i, j \in E^D, u_i = u_j = u$  and  $\pi_i^D = \pi_j^D$  for all  $u \in N$ 
11:     $W_u^T \leftarrow$  Merge any nodes  $i, j$  for which  $i, j \in E^T, u_i = u_j = u$  and  $\pi_i^T = \pi_j^T$  for all  $u \in N$ 
12:     $\{N_u \quad \forall u \in N\} \leftarrow$  Apply (10) to contract LA-neighbors.
13:    last_lp_val  $\leftarrow$  lp_objective
14:    iter_since_reset  $\leftarrow$  0
15:   end if
16:    $W_u^T \leftarrow W_u^T \cup_{ij \in E^T; u_j = u; z_{ij}^T > 0} \min(t_i^+ - t_{u_i, u_j}, t_j^+)$  for all  $u \in N$ 
17:    $W_u^D \leftarrow W_u^D \cup_{ij \in E^D; u_j = u; z_{ij}^D > 0} (d_i^+ - d_{u_i})$  for all  $u \in N$ 
18:   iter_since_reset ++
19: until  $\{N_u, W_u^D, W_u^T \quad \forall u \in N\}$  are unchanged from the previous iteration OR
   iter_since_reset  $>$  ITER_MAX
20:  $W_u^T, W_u^D, N_u \leftarrow$  via contraction operations from Lines 10-12
21:  $x \leftarrow$  Solve  $\bar{\Psi}(\{N_u, T_u, D_u\} \forall u \in N)$  as MILP (only x is integer)

```

$W_u^D = \{[d_u, d_u + d^s), [d_u + d^s, d_u + 2d^s) \dots\}$. The last bucket may be smaller than d^s . We initialize W_u^T parameterized by a bucket size $t^s = 50$ where $W_u^T = \{[t_u^-, t_u^- + t^s), [t_u^- + t^s, t_u^- + 2t^s) \dots\}$. The last bucket may be smaller than t^s . We define the number of elements in N_u^\odot for each $u \in N$ equal to user defined parameter n^s where $n^s = 6$ in our experiments.

- Line 2-3: We set the number of iterations since the last contraction operations, which we denote as `iter_since_reset` to zero. We also set the incumbent LP value denoted `last_lp_val` LP objective to $-\infty$. This value `last_lp_val` is the LP value immediately after the most recent contraction operation which is $-\infty$ since no contractions have yet happened.
- Line 4-19: Construct a sufficient parameterization.
 - Line 5-Line 7: If we have not tightened the bound by user defined parameter `MIN_INC` (`MIN_INC=1` in experiments) for a given amount of iterations (denoted ζ), then we aim towards sufficiency by increasing the LA-neighborhoods of all customers to their maximum size. We set $\zeta = 9$ in our experiments.
 - Line 8: Solve the LP given the current parameterization.
 - Line 9-15: If we have improved the LP relaxation by `MIN_INC` since the last contraction operation, we apply contraction operations to aim toward parsimony for our parameterization.
 - * Line 10-12: Apply contraction operations to time/capacity buckets and LA-neighborhoods.
 - * Line 13: Update the LP objective immediately after the most recent contraction operation.
 - * Line 14: Set the number of iterations since the most recent contraction operation to zero.
 - Line 16,17: Aim towards sufficiency by applying expansion operations to capacity and time buckets, respectively.
 - Line 18: Increment `iter_since_reset`.
 - Line 19: Terminate optimization when sufficiency is achieved, or progress towards sufficiency has ceased. We stop the algorithm after `ITER_MAX`(=10 in experiments) consecutive iterations of failing to tighten the LP relaxation by a minimum of `MIN_INC` (=1 in experiments) combined. In Section D we prove that if `ITER_MAX`= ∞ then Alg 1 (Lines 4-19) produces a sufficient parameterization.
- Lines 20: Decrease the LP size by modifying the LP for parsimony.
- Line 21: Finally solve the appropriate MILP in (6) given our SPP. Note that only x is enforced to be binary, and all other variables are continuous. Enforcing y to be binary does not change the MILP solution objective but may accelerate optimization depending on the specifics of the MILP solver. We enforced y to be binary in experiments.

6 Local Area Arc Computation

In this section we consider the computation of the efficient frontier of orderings $R_{u, \hat{N}v}$. We define helper terms P to denote the set of all unique values of $u \in N, \hat{N} \subseteq N_u^\odot, v \in N_u^{\odot \rightarrow}$, which we index by p . Here we describe a specific p as (u_p, N_p, v_p) . We organize this section as follows. In Section 6.1, we provide notation needed to express the material in this section. In Section 6.2, we describe a recursive relationship for the cost of an LA-arc p given a departure times from u_p, v_p . In Section 6.3, we introduce the concept of an efficient frontier of orderings for each $p \in P$ trading off latest feasible departure time from u_p (later is preferred); earliest departure time from u_p when no waiting is required (earlier is preferred); and cost (lower cost is preferred). In Section 6.4, we provide a dynamic programming based algorithm to compute the efficient frontier for all LA-arcs jointly. In Section B, we provide a proof referenced in Section 6.2.

6.1 Notation for LA-Arcs Modeling Time

Let P^+ be a super-set of P defined as follows. Here $p = (u_p, N_p, v_p)$ for $u_p \in N, N_p \subseteq N, v_p \in N^+$ lies in P^+ if and only if all of the following conditions hold. There exists a $u \in N$ s.t. $u_p \in (u \cup N_u)$; $v_p \in N_u^{\odot \rightarrow}$; $N_p \subseteq N_u - (u_p + v_p)$. We use helper term c_{p, t_1, t_2} to denote the cost of lowest cost feasible ordering departing u_p

at time t_1 , departing v_p at t_2 , visiting N_p in between; where r_{p,t_1,t_2} denotes the associated ordering. We define $R_{u\hat{N}v}$ as the union of $r \in R_{u\hat{N}v}^+$ for which $r = r_{p,t_1,t_2}$ for some t_1, t_2 . We use R_p^+, R_p as short hand for $R_{u_p N_p v_p}^+$ and $R_{u_p N_p v_p}$ respectively. We describe r as an ordered sequence listed from in chronological order of visits as follows $[u_1^r, u_2^r, u_3^r, \dots, v^r]$ with the final element denoted v^r . We define an ordering r^- , to be the same as r except with u_1^r removed, meaning $r^- = [u_2^r, u_3^r, \dots, v^r]$.

For any given time t and ordering $r \in R_p^+$, we define $T_r(t)$ as the earliest time a vehicle could depart v^r , if that vehicle departs u_1^r with t time remaining and follows the ordering of r . We write $T_r(t)$ mathematically below using $-\infty$ to indicate infeasibility, and \mathbb{I} to denote the binary indicator function.

$$T_r(t) = T_r^-(-t_{uv} + \min(t, t_u^+)) - \infty \mathbb{I}[t < t_u^-] \quad \forall r \in R_p^+, p \in P^+, u_1^r = u, w = u_2^r \quad (11)$$

Given $T_r(t)$ we express c_{p,t_1,t_2} as follows.

$$c_{pt_1t_2} = \min_{\substack{r \in R_p^+ \\ T_r(t_1) \geq t_2}} c_r \quad \forall p \in P^+, t_1, t_2 \quad (12)$$

Here $c_{pt_1t_2} = \infty$ if no r exists satisfying $T_r(t_1) \geq t_2$. Observe that using (12) to evaluate $c_{pt_1t_2}$ is challenging as we would have to repeatedly evaluate $T_r(t)$ in a nested manner.

6.2 Recursive Definition of Departure Time

In this section we provide an alternative characterization of $T_r(t)$, that later provides us with a mechanism to efficiently evaluate $c_{pt_1t_2}$. For any $r \in R_p^+, p \in P^+$ we describe $T_r(t)$ using the helper terms $\phi_r, \hat{\phi}_r$ defined as follows. We define ϕ_r to be the earliest time that a vehicle could leave u_1^r without waiting at any customer in $u_p \cup N_p \cup v_p$ if t^- terms were ignored (meaning all t^- terms are set to $-\infty$). Similarly we define $\hat{\phi}_r$ as the latest time a vehicle could leave u_1^r if t^+ terms were ignored (meaning all t^+ terms are set to ∞). Below we define $\phi_r, \hat{\phi}_r$ recursively.

$$\phi_r = \min(t_u^+, t_v^+ + t_{uv}) \quad \forall r \in R_p^+, p = (u, \{ \}, v), p \in P^+ \quad (13a)$$

$$\hat{\phi}_r = \max(t_u^-, t_v^- + t_{uv}) \quad \forall r \in R_p^+, p = (u, \{ \}, v), p \in P^+ \quad (13b)$$

$$\phi_r = \min(t_u^+, \phi_{r^-} + t_{uw}) \quad \forall r \in R_p^+, u_1^r = u, u_2^r = w, |N_p| > 0, p \in P^+ \quad (13c)$$

$$\hat{\phi}_r = \max(t_u^-, \hat{\phi}_{r^-} + t_{uw}) \quad \forall r \in R_p^+, u_1^r = u, u_2^r = w, |N_p| > 0, p \in P^+ \quad (13d)$$

Let c_r denote the total travel distance on ordering r . We rewrite $T_r(t)$ using $\phi_r, \hat{\phi}_r$, with intuition provided subsequently (with proof of equivalence in Appendix B).

$$T_r(t) = -c_r + \min(t, \phi_r) - \infty \mathbb{I}[\min(t, t_u^+) < \hat{\phi}_r] \quad \forall p \in P^+, r \in R_p^+ \quad (14)$$

We now provide an intuitive explanation of (14). Observe that leaving u_1^r after $\hat{\phi}_r$ and following the ordering r is infeasible. Observe that leaving u_1^r at time t and following ordering r for $t > \phi_r$ incurs a waiting time of $t - \phi_r$ over the course of the ordering, and otherwise incurs a waiting time of zero. Thus we subtract the travel time c_r from ϕ_r to obtain the departure time at v^r . Given R_p^+ and (14) we write c_{p,t_1,t_2} below.

$$c_{pt_1t_2} = \min_{\substack{r \in R_p^+ \\ t_1 \geq \phi_r \\ t_2 \leq -c_r + \min(t_1, \phi_r)}} c_r \quad \forall p \in P^+, t_1, t_2 \quad (15)$$

If no r satisfies the constraints in (15) then $c_{pt_1t_2} = \infty$. Observe that $|R_p^+|$ can grow factorially with $|N_p|$ thus using (15) is impractical when $|N_p|$ grows.

6.3 Efficient Frontier

In this section we describe a sufficient subset of R_p^+ denoted R_p s.t. that applying (15) over that subset produces the same result as if all of R_p^+ were considered. Given p , a necessary criterion for a given $r \in R_p^+$ to lie in R_p , is that r is not Pareto dominated by any other such ordering in R_p^+ with regards to latest time to start the ordering (later is preferred), cost (lower is preferred), and earliest time to start the ordering

without waiting (earlier is preferred). Thus, we prefer smaller values of $\hat{\phi}_r, c_r$ and larger values of ϕ_r . We use $R_p \subseteq R_p^+$ to denote the efficient frontier of R_p^+ with regards to $\hat{\phi}_r, c_r, \phi_r$. Here for any $r \in R_p^+$ we define r to lie in R_p IFF no $\hat{r} \in R_p^+$ exists for which all of the following inequalities hold, (and at least one holds strictly meaning not with an equality). **(1)** $\hat{\phi}_r \geq \hat{\phi}_{\hat{r}}$. **(2)** $c_r \geq c_{\hat{r}}$. **(3)** $\phi_r \leq \phi_{\hat{r}}$. We use the following stricter criteria for **(3)**: there is no time t when we leave u_p using r in which we could depart v_p before we could depart v_p using \hat{r} . This criteria is written as follows $\phi_r - c_r \leq \phi_{\hat{r}} - c_{\hat{r}}$. Observe that given the efficient frontier R_p that we can compute $c_{pt_1t_2}$ as follows.

$$c_{pt_1t_2} = \min_{\substack{r \in R_p \\ t_1 \geq \hat{\phi}_r \\ t_2 \leq -c_r + \min(t_1, \phi_r)}} c_r \quad \forall p \in P^+, t_1, t_2 \quad (16)$$

If no r satisfies the constraints in (16) then $c_{pt_1t_2} = \infty$. Observe that we can not construct R_p by removing elements from R_p^+ as enumerating R_p^+ would be too time intensive.

6.4 An Algorithm to Generate the Efficient Frontier

In this section we provide an efficient algorithm to construct all R_p jointly without explicitly enumerating R_p^+ . In order to achieve this we exploit the following observation for any $p \in P^+$ s.t. $|N_p| > 0$. Observe that if $r \in R_p$ then r^- must lie in $R_{\hat{p}}$ where $\hat{p} = (u_{\hat{p}} = u_2^r, N_{\hat{p}} = N_p - u_2^r, v_{\hat{p}} = v^r)$.

We construct R_p terms by iterating over $p \in P^+$ from smallest to largest with regard to $|N_p|$, and constructing R_p using the previously generated efficient frontiers. For a given p we first add u_p in front of all possible r^- (called predecessor orderings); then remove all orderings that do not lie on the efficient frontier. The set of predecessor orderings for a given r is written below.

$$\bigcup_{\hat{p}=(w, N_p-w, v_p)}^{w \in N_p} R_{\hat{p}} \quad (17)$$

Observe that the base case where N_p is empty then there is only one member of R_p which is defined by sequence $r = [u_p, v_p]$ when feasible, and otherwise is empty. In Alg 2 we describe the construction of R_p , which we annotate below.

Algorithm 2 Computing the Efficient Frontier for all $p \in P$

```

1: for  $p \in P^+$  from smallest to largest in terms of  $|N_p|$  with  $|N_p| > 0$  do
2:    $R_p \leftarrow \{\}$ 
3:   for  $w \in N_p; \hat{p} = (w, N_p - w, v_p), r^- \in R_{\hat{p}}$  do
4:      $r \leftarrow [u_p, r^-]$ 
5:     Compute  $c_r$ , and  $\phi_r, \hat{\phi}_r$  via (13)
6:     if  $\hat{\phi}_r \leq t_u^+$  then
7:        $R_p \leftarrow R_p \cup r$ 
8:     end if
9:   end for
10:  for  $r \in R_p, \hat{r} \in R_p - r$  do
11:    if  $c_r \geq c_{\hat{r}}$  and  $\hat{\phi}_r \geq \hat{\phi}_{\hat{r}}$  and  $\phi_r - c_r \leq \phi_{\hat{r}} - c_{\hat{r}}$  and at least one inequality is strict then
12:       $R_p \leftarrow R_p - r$ 
13:    end if
14:  end for
15: end for

```

- Line 1-15: Iterate over $p \in P^+$ from smallest to largest with regards to $|N_p|$ and given p compute R_p .
 - Line 2: Initialize R_p to be empty.
 - Line 3-9: Compute all possible terms for R_p by adding a customer u_p in front of all potential predecessor r^- terms.
 - * Line 4: Add u_p to the front of r^- creating r .
 - * Line 5: Compute c_r , and $\phi_r, \hat{\phi}_r$ via (13).

- * Line 6-8: If r is feasible for some departure time t_1 then we add r to R_p .
- Line 10-14: Iterate over members of R_p and remove terms that do not lie on the efficient frontier.
- * Line 11-13: If r is dominated by \hat{r} then we remove r from R_p .

We compute R_p for all p using Alg 2 once prior to running Alg 1. To construct R_u we then take the union of all terms in $R_{u\hat{N}v}$ for all $v \in N_p^{\odot \rightarrow}$, $\hat{N} \subseteq N_u^{\odot}$ then finally clip v from the end.

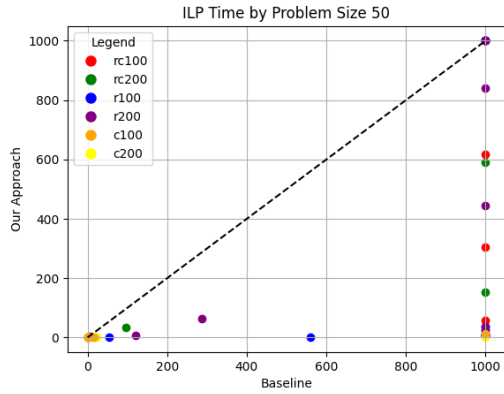
7 Experiments

In this section, we provide experimental validation for LA-Discretization. We compare LA-Discretization to the baseline optimization of solving the two-index compact MILP in (1). We validated LA-Discretization on the standard Solomon instance data sets [Solomon, 1987] with additional results in Extension E. We provide the maximum computation time for the MILP call of 1000 seconds for each solver. All experiments are run using Gurobi with default parameters, and all codes are implemented in Python. We used a 2022 Apple Macbook Pro with 24 GB of memory and an Apple M2 chip. As is often done in the literature, all distances are rounded down to the nearest tenth.

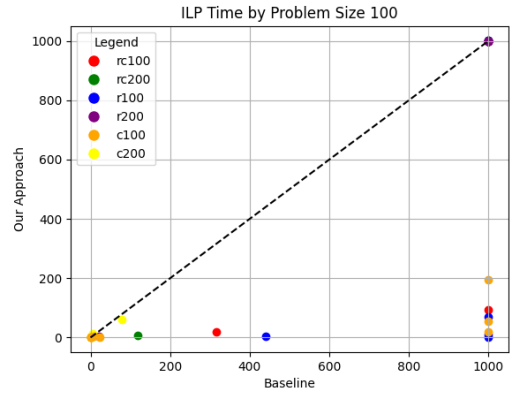
We fixed the optimization parameters to reasonable values fixed once. These values are shared by all problem instances on all data sets. We set $n^s = 6$, $d^s = 5$, $t^s = 50$, ITER_MAX=10, $\zeta = 9$ and MIN_INC=1. We did not find the solver to be sensitive to these parameters.

We provide comparisons across Solomon data sets/problem sizes in Figures 2a-2b (MILP time) and Figures 2c-2d (MILP+ all LPs time) Figures 2e-2f (integrality gap as a percentage). We define the integrality gap to be the difference between the MILP upper bound and the MILP Lower bound which are both produced over the course of running the MILP solver. For Figures 2e-2f we normalize the data as follows. We take integrality gap and divided it by the MILP upper bound then multiply by 100 to get the value to plot for both baseline and our approach. For problems with larger integrality gaps we believe that using valid inequalities to tighten the bound. In Figures 3a-3b we plot the LP integrality gap. We define this as the difference between the MILP upper bound and the LP at the root node of the branch & bound tree. We normalize the data as follows. We take LP integrality gap and divided it by the MILP upper bound then multiply by 100 to get the value to plot for both baseline and our approach. Since a large number of points for the baseline hit the 1000 second time horizon we had issues with visualization. Hence for such instances we add random noise to the baseline value for ILP run time and Total run time in Figs 3c-3f.

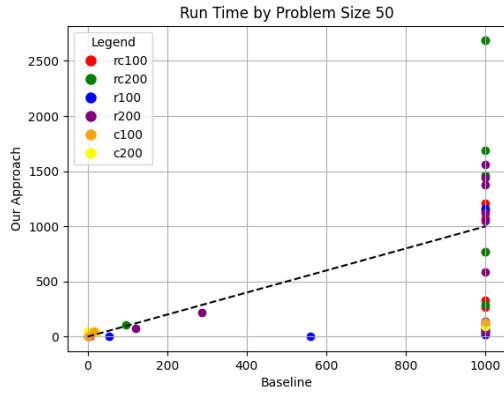
We observe that LA-Discretization performs best relative to the baseline on problem instances which are hardest for baseline MILP to solve efficiently.



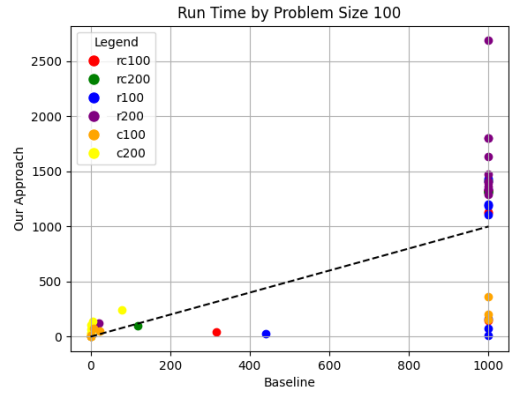
(a) ILP Run Time 50 Customers



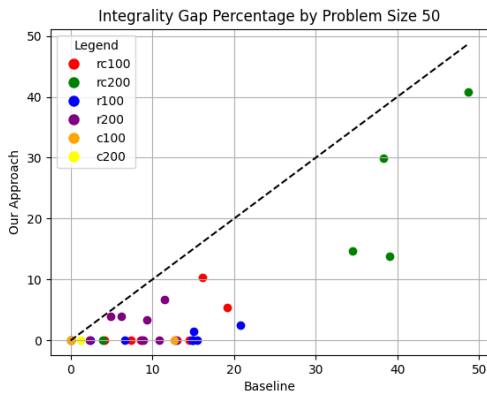
(b) ILP Run Time 100 Customers



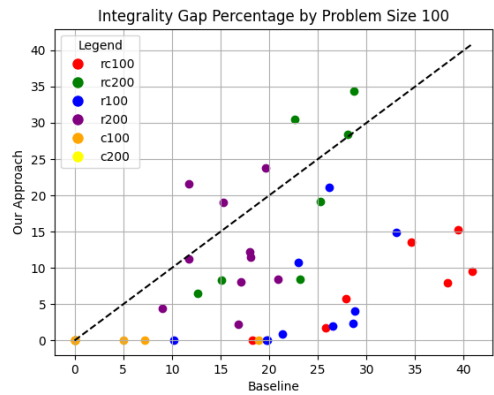
(c) ILP and All LP Total Run Time 50 Customers



(d) ILP and All LP Total Run Time 100 Customers

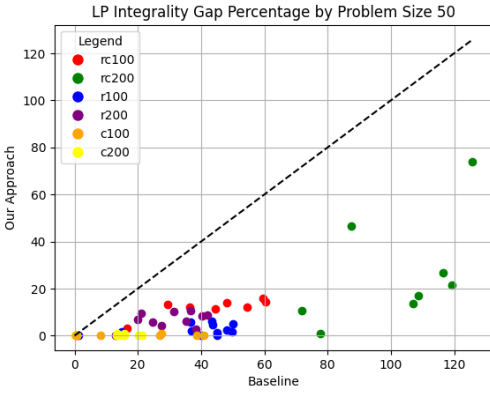


(e) Integrity Gap Percent; 50 Customers

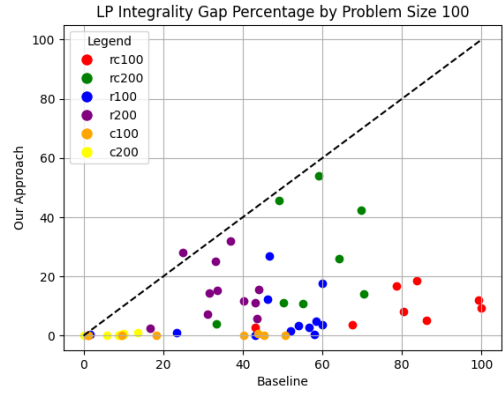


(f) Integrity Gap Percent; 100 Customers

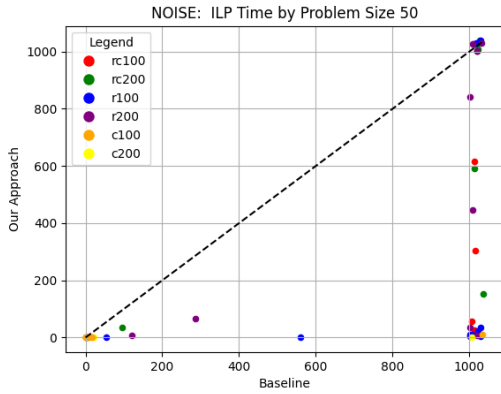
Figure 2: Combined Figure Set One



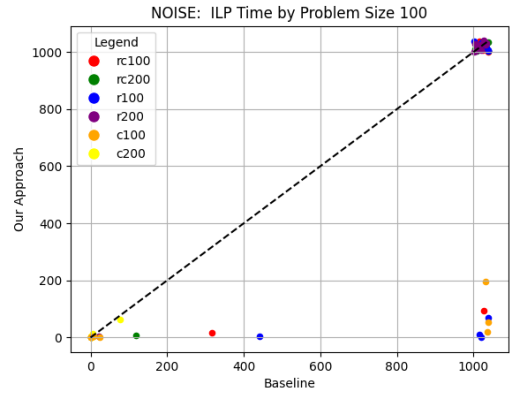
(a) LP Integrality Gap Percent; 50 Customers



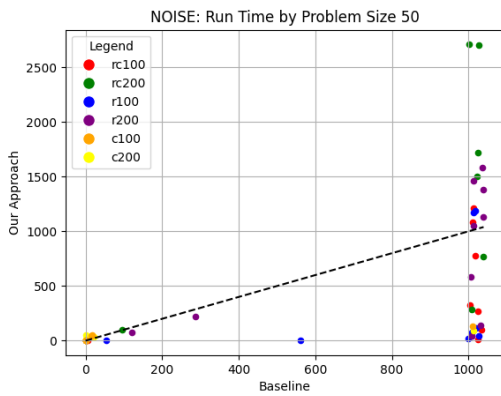
(b) LP Integrality Gap Percent; 100 Customers



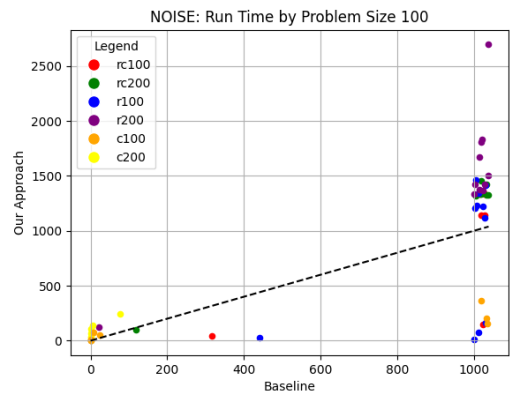
(c) NOISE: ILP Run Time 50 Customers



(d) NOISE: ILP Run Time 100 Customers



(e) NOISE: ILP and All LP Total Run Time 50 Customers



(f) NOISE: ILP and All LP Total Run Time 100 Customers

Figure 3: Combined Figure Set Two

8 Conclusion

We have introduced a new approach for the Vehicle Routing Problem with Time Windows (VRPTW) called Local Area Discretization (LA-Discretization). This approach is designed to gain the advantages of the expanded (column generation) formulation for VRPTW [Desrochers et al., 1992] and the advantages of the compact two-index formulation without the associated disadvantages. Specifically we gain the advantages of the dramatically tighter LP relaxation of the expanded formulation while being able to solve optimization with an off-the-shelf MILP solver. This advantage should not be underestimated. Unlike related CG approaches no elaborate dual stabilization is required, nor are elaborate pricing algorithms for elementary resource constrained shortest path problems [Irnich and Desaulniers, 2005]. However, we find that this method does not always lead to rapid identification of the optimal solution. In those cases we are close to optimal while the baseline is still far away.

Our solution is inspired by [Boland et al., 2017]’s work on time window discretization and pre-computation of component routes localized in space in [Mandal et al., 2022, 2023]. Exploiting this approach applies time/capacity window discretization in the LP relaxation, and enforces that the solution to the compact LP is consistent with elementarity locally (hence eliminating sub-tours). LA-Discretization increases and decreases the discretization of time/capacity and the degree of enforcement of elementarity in such a manner as to produce an LP that is compact and tighter than a baseline compact formulation. However the vertices of the associated MILP can express every optimal solution to the original VRPTW. Hence solving this MILP exactly ensures an optimal solution to the original VRPTW. Utilizing LA-arcs for cycle removal in compact formulations stands out as a significant advancement, offering users the flexibility to scale up their formulations alongside the evolving computational prowess of MILP solvers.

In future work we intend to explore the use of valid inequalities such as subset-row inequalities [Jepsen et al., 2008, Wang et al., 2017] and rounded capacity inequalities [Archetti et al., 2011] for efficient tightening of the LP bound in a manner so as to exploit LA-arcs. We also intend to explore the use of alternative compact LP relaxations with our approach such as that of [Gavish and Graves, 1981]. Furthermore we intend to explore the use of multiple LA-neighborhoods for customers in the same LP. We also intend to create a graph where nodes correspond to customers and NG neighbors [Baldacci et al., 2011] visited which keeps track of the route in an NG-neighbor like manner so as to further restrict cycles.

References

- L. H. Appelgren. A column generation algorithm for a ship scheduling problem. *Transportation Science*, 3(1):53–68, 1969.
- L. H. Appelgren. Integer programming methods for a vessel scheduling problem. *Transportation Science*, 5(1):64–78, 1971.
- C. Archetti, N. Bianchessi, and M. G. Speranza. A column generation approach for the split delivery vehicle routing problem. *Networks*, 58(4):241–254, 2011.
- R. Baldacci, A. Mingozzi, and R. Roberti. New route relaxation and pricing strategies for the vehicle routing problem. *Operations Research*, 59(5):1269–1283, 2011.
- R. Baldacci, A. Mingozzi, and R. Roberti. Recent exact algorithms for solving the vehicle routing problem under capacity and time window constraints. *European Journal of Operational Research*, 218(1):1–6, 2012.
- C. Barnhart, E. L. Johnson, G. L. Nemhauser, M. W. P. Savelsbergh, and P. H. Vance. Branch-and-price: Column generation for solving huge integer programs. *Operations Research*, 46:316–329, 1996.
- J. E. Beasley and N. Christofides. An algorithm for the resource constrained shortest path problem. *Networks*, 19(4):379–394, 1989.
- N. Boland, J. Dethridge, and I. Dumitrescu. Accelerated label setting algorithms for the elementary resource constrained shortest path problem. *Operations Research Letters*, 34(1):58–68, 2006.
- N. Boland, M. Hewitt, L. Marshall, and M. Savelsbergh. The continuous-time service network design problem. *Operations Research*, 65(5):1303–1321, 2017.

- N. Boland, M. Hewitt, L. Marshall, and M. Savelsbergh. The price of discretizing time: a study in service network design. *EURO Journal on Transportation and Logistics*, 8(2):195–216, 2019.
- N. Cabrera, A. L. Medaglia, L. Lozano, and D. Duque. An exact bidirectional pulse algorithm for the constrained shortest path. *Networks*, 76(2):128–146, 2020.
- N. Christofides, A. Mingozzi, and P. Toth. Exact algorithms for the vehicle routing problem, based on spanning tree and shortest path relaxations. *Mathematical programming*, 20(1):255–282, 1981.
- G. B. Dantzig and P. Wolfe. Decomposition principle for linear programs. *Operations research*, 8(1):101–111, 1960.
- G. Desaulniers, J. Desrosiers, Y. Dumas, S. Marc, B. Rioux, M. M. Solomon, and F. Soumis. Crew pairing at air france. *European journal of operational research*, 97(2):245–259, 1997.
- M. Desrochers, J. Desrosiers, and M. Solomon. A new optimization algorithm for the vehicle routing problem with time windows. *Operations Research*, 40(2):342–354, 1992.
- J. Desrosiers and M. E. Lübbecke. A primer in column generation. In G. Desaulniers, J. Desrosiers, and M. M. Solomon, editors, *Column Generation*, pages 1–32. Springer, New York, NY, 2005.
- T. Dollevoet, P. Munari, and R. Spliet. A p-step formulation for the capacitated vehicle routing problem. Technical report, 2020.
- O. Du Merle, D. Villeneuve, J. Desrosiers, and P. Hansen. Stabilized column generation. *Discrete Mathematics*, 194(1-3):229–237, 1999.
- C. Gauvin, G. Desaulniers, and M. Gendreau. A branch-cut-and-price algorithm for the vehicle routing problem with stochastic demands. *Computers & Operations Research*, 50:141–153, 2014.
- B. Gavish and S. Graves. Scheduling and routing in transportation and distribution systems: formulations and new relaxations. *Working Paper*, 1981.
- A. M. Geoffrion. Lagrangean relaxation for integer programming. In *Approaches to integer programming*, pages 82–114. Springer, 1974.
- A. Ghoniem and H. D. Sherali. Complementary column generation and bounding approaches for set partitioning formulations. *Optimization Letters*, 3:123–136, 2009.
- P. Gilmore and R. Gomory. A linear programming approach to the cutting-stock problem. *Operations Research*, 9(6):849–859, 1961.
- N. Haghani, C. Contardo, and J. Yarkony. Smooth and flexible dual optimal inequalities. *INFORMS Journal on Optimization*, 4(1):29–44, 2022.
- S. Irnich and G. Desaulniers. Shortest path problems with resource constraints. In G. Desaulniers, J. Desrosiers, and M. M. Solomon, editors, *Column generation*, pages 33–65. Springer, 2005.
- M. Jepsen, B. Petersen, S. Spoorendonk, and D. Pisinger. Subset-row inequalities applied to the vehicle-routing problem with time windows. *Operations Research*, 56(2):497–511, 2008.
- J. Li and X. Han. Revised pulse algorithm for elementary shortest path problem with resource constraints. In *2019 seventh international symposium on computing and networking (CANDAR)*, pages 37–44. IEEE, 2019.
- V. S. Lokhande, S. Wang, M. Singh, and J. Yarkony. Accelerating column generation via flexible dual optimal inequalities with application to entity resolution. In *Proceedings of the AAAI Conference on Artificial Intelligence*, volume 34, pages 1593–1602, 2020.
- L. Lozano and A. L. Medaglia. On an exact method for the constrained shortest path problem. *Computers & operations research*, 40(1):378–384, 2013.
- L. Lozano, D. Duque, and A. L. Medaglia. An exact algorithm for the elementary shortest path problem with resource constraints. *Transportation Science*, 50(1):348–357, 2016.

- U. Mandal, A. Regan, and J. Yarkony. Local area routes and valid inequalities for efficient vehicle routing. *arXiv preprint arXiv:2209.12963*, 2022.
- U. Mandal, A. Regan, L. M. Rousseau, and J. Yarkony. Graph master and local area routes for efficient column generation for the capacitated vehicle routing problem with time windows. *arXiv preprint arXiv:2304.11723*, 2023.
- R. E. Marsten, W. Hogan, and J. W. Blankenship. The boxstep method for large-scale optimization. *Operations Research*, 23(3):389–405, 1975.
- D. Pecin, A. Pessoa, M. Poggi, and E. Uchoa. Improved branch-cut-and-price for capacitated vehicle routing. *Mathematical Programming Computation*, 9(1):61–100, 2017.
- G. Righini and M. Salani. Dynamic programming algorithms for the elementary shortest path problem with resource constraints. *Electronic Notes in Discrete Mathematics*, 17:247–249, 2004.
- G. Righini and M. Salani. Symmetry helps: Bounded bi-directional dynamic programming for the elementary shortest path problem with resource constraints. *Discrete Optimization*, 3(3):255–273, 2006.
- G. Righini and M. Salani. New dynamic programming algorithms for the resource constrained elementary shortest path problem. *Networks: An International Journal*, 51(3):155–170, 2008.
- G. Righini and M. Salani. Decremental state space relaxation strategies and initialization heuristics for solving the orienteering problem with time windows with dynamic programming. *Computers & Operations Research*, 36(4):1191–1203, 2009.
- L.-M. Rousseau, M. Gendreau, and D. Feillet. Interior point stabilization for column generation. *Operations Research Letters*, 35(5):660–668, 2007.
- M. M. Solomon. Algorithms for the vehicle routing and scheduling problems with time window constraints. *Operations research*, 35(2):254–265, 1987.
- C. Tilk, A.-K. Rothenbächer, T. Gschwind, and S. Irnich. Asymmetry matters: Dynamic half-way points in bidirectional labeling for solving shortest path problems with resource constraints faster. *European Journal of Operational Research*, 261(2):530–539, 2017.
- S. Wang, S. Wolf, C. Fowlkes, and J. Yarkony. Tracking objects with higher order interactions via delayed column generation. In *Proc. 20th International Conference on Artificial Intelligence and Statistics*, pages 1132–1140, Fort Lauderdale, Florida, 2017.
- X. Wang and A. C. Regan. Local truckload pickup and delivery with hard time window constraints. *Transportation Research Part B: Methodological*, 36(2):97–112, 2002.
- J. Yarkony, Y. Adulyasak, M. Singh, and G. Desaulniers. Data association via set packing for computer vision applications. *Informs Journal on Optimization*, 2(3):167–191, 2020.

A Appendix/Extensions Overview

In this appendix we consider relevant proofs, derivations and extensions to the main document. We organize this appendix as follows. In Appendix B we provide a proof certifying the correctness of our approach to generating L-Arcs. In Appendix C we provide proof that bucket feasibility ensures a sufficient parameterization. In Appendix D we prove that Algorithm 1 converges to a sufficient parameterization. Appendix E provides additional experimental results directly related to this paper.

B Proof of Equivalent Representation of Departure Time

In this section we prove that (13) accurately characterizes $T_r(t)$ for all $r \in R_p, t_0 \geq t \geq 0, p \in P^+$. We prove this using induction. Observe that for the base case where $|N_p| = 0$ that the claim holds by definition. If (13) does not hold for all cases then there must exist some r, t s.t (13) does not hold but (13) holds for r^- for all time. We describe this formally below using u, w to denote the first two customers in r .

Claim to be Proven False:

$$T_r(t) = T_{r^-}(-t_{uw} + \min(t, t_u^+)) - \infty[t < t_u^-] \neq -c_r + \min(t, \phi_r) - \infty[\min(t, t_u^+) < \hat{\phi}_r] \quad (18)$$

For now we assume (18) is true. We re-write (14) below for reference

$$T_r(t) = -c_r + \min(t, \phi_r) - \infty[\min(t, t_{u_p}^+) < \hat{\phi}_r] \quad \forall p \in P^+, r \in R_p^+ \quad (19)$$

Proof: We now use (14) to replace $T_{r^-}(-t_{uw} + \min(t, t_u^+))$ in (18).

$$\begin{aligned} -c_{r^-} + \min(-t_{uw} + \min(t, t_u^+), \phi_{r^-}) - \infty[-t_{uw} + \min(t, t_u^+) - \infty[t < t_u^-] < \hat{\phi}_{r^-}] - \infty[t < t_u^-] \\ \neq -c_r + \min(t, \phi_r) - \infty[\min(t, t_u^+) < \hat{\phi}_r] \end{aligned} \quad (20)$$

We now consider the terms corresponding to ∞ and those not corresponding to ∞ separately in (20). For the (18) to be true then it must be the case that $T_{r^-}(-t_{uw} + \min(t, t_u^+)) - \infty[t < t_u^-] \neq -c_r + \min(t, \phi_r) - \infty[\min(t, t_u^+) < \hat{\phi}_r]$. A necessary condition for (18) to be true is that one or both of the following must be satisfied.

$$-\infty[-t_{uw} + \min(t, t_u^+) < \hat{\phi}_{r^-}] - \infty[t < t_u^-] \neq -\infty[\min(t, t_u^+) < \hat{\phi}_r] \quad (21a)$$

$$-c_{r^-} + \min(-t_{uw} + \min(t, t_u^+), \phi_{r^-}) \neq c_r + \min(t, \phi_r) \quad (21b)$$

Let us consider (21a) first. We apply the following transformations including plugging in the definition of $\hat{\phi}_r$.

$$-\infty[-t_{uw} + \min(t, t_u^+) < \hat{\phi}_{r^-}] - \infty[t < t_u^-] \neq -\infty[\min(t, t_u^+) < \hat{\phi}_r] \quad (22a)$$

$$-\infty[-t_{uw} + \min(t, t_u^+) < \hat{\phi}_{r^-}] - \infty[t < t_u^-] \neq -\infty[\min(t, t_u^+) < \max(t_u^-, \hat{\phi}_{r^-} + t_{uw})] \quad (22b)$$

$$-\infty[\min(t, t_u^+) < \hat{\phi}_{r^-} + t_{uw}] - \infty[t < t_u^-] \neq -\infty[\min(t, t_u^+) < \max(t_u^-, \hat{\phi}_{r^-} + t_{uw})] \quad (22c)$$

Consider that $t < t_u^-$ then both the LHS and RHS of (22c) equal $-\infty$. Thus if a violation occurs in (22c) then $t \geq t_u^-$. Thus we gain the following expression for a potential violation:

$$-\infty[\min(t, t_u^+) < \hat{\phi}_{r^-} + t_{uw}] \neq -\infty[\min(t, t_u^+) < \max(t_u^-, \hat{\phi}_{r^-} + t_{uw})] \quad (23)$$

The only way for (23) to be satisfied is if $\hat{\phi}_{r^-} + t_{uw} \leq \min(t, t_u^+) < t_u^-$. However both t and t_u^+ are greater than or equal to t_u^- creating a contradiction.

We now consider the case where (21b) is violated. We now plug in the definition of ϕ_r , into (21b), and noting that $t_{uw} = c_{uw}$ to produce the following expressions by equivalent transformations.

$$-c_{r^-} + \min(-t_{uw} + \min(t, t_u^+), \phi_{r^-}) \neq -c_r + \min(t, \phi_r) \quad (24a)$$

$$-c_{r^-} + \min(-t_{uw} + \min(t, t_u^+), \phi_{r^-}) \neq -c_{r^-} - c_{uw} + \min(t, \min(t_u^+, \phi_{r^-} + t_{uw})) \quad (24b)$$

$$\min(\min(t - t_{uw}, t_u^+ - t_{uw}), \phi_{r^-}) \neq -c_{uw} + \min(t, \min(t_u^+, \phi_{r^-} + t_{uw})) \quad (24c)$$

$$\min(\min(t - t_{uw}, t_u^+ - t_{uw}), \phi_{r^-}) \neq -t_{uw} + \min(t, \min(t_u^+, \phi_{r^-} + t_{uw})) \quad (24d)$$

$$\min(t - t_{uw}, t_u^+ - t_{uw}, \phi_{r^-}) \neq -t_{uw} + \min(t, t_u^+, \phi_{r^-} + t_{uw}) \quad (24e)$$

$$\min(t - t_{uw}, t_u^+ - t_{uw}, \phi_{r^-}) \neq \min(t - t_{uw}, t_u^+ - t_{uw}, \phi_{r^-}) \quad (24f)$$

Since the RHS and LHS of (24f) are identical so the inequality does not hold (21b) does not hold. Since neither (21a) or (21b) hold then (18) is false. Thus (13) must be true.

C Bucket Feasibility

Consider the following solution $\{N_u^\circ, T_u^\circ, D_u^\circ\} \forall u \in N$ for (x, y, z) where x, y are equal to x^*, y^*

For each i, j in E^{D° or E^{T° we use $\hat{c}_{ij} = 0$ when $u_i = u_j$ and $\hat{c}_{ij} = c_{u_i u_j}$ when $u_i \neq u_j$. For each (i, j) we use $E_{ij}^{D^\circ}$ to denote the edges in a lowest cost path in $E_{ij}^{D^\circ}$ starting at (u_i, d_i^+, d_i^+) and ending at (u_j, d_j^+, d_j^+) where edges have cost defined by defined by \hat{c} . Similarly for each (i, j) we use $E_{ij}^{T^\circ}$ to denote the edges in a lowest cost path in $E_{ij}^{T^\circ}$ starting at (u_i, t_i^+, t_i^+) and ending at (u_j, t_j^+, t_j^+) where edges are of cost defined by \hat{c} . Notice that for $u_i \neq u_j$ that $E_{ij}^{D^\circ}$ contains exactly one edge \hat{i}, \hat{j} for which $u_{\hat{i}} = u_i$ and $u_{\hat{j}} = u_j$ and no other edges between non-identical customers.

$$[u_i = u][u_j = v] = \sum_{\hat{i}, \hat{j} \in E_{ij}^{D^\circ}} [u_{\hat{i}} = u][u_{\hat{j}} = v] \quad (25a)$$

$$[u_i = u][u_j = v] = \sum_{\hat{i}, \hat{j} \in E_{ij}^{T^\circ}} [u_{\hat{i}} = u][u_{\hat{j}} = v] \quad (25b)$$

We now construct a feasible solution to optimization over given the LP over

Now initialize $z \leftarrow 0$. Now iterate over $z_{ij}^{D^*}$ and increase z_{ij}^D by $z_{ij}^{D^*}$ for each \hat{i}, \hat{j} in $E_{ij}^{D^\circ}$. Now iterate over $z_{ij}^{T^*}$ and increase z_{ij}^T by $z_{ij}^{T^*}$ for each \hat{i}, \hat{j} in $E_{ij}^{T^\circ}$.

Observe that x, y are feasible for $\{N_u^*, T_u^\circ, D_u^\circ\} \forall u \in N$; and since only x is in the objective that we have not changed the objective. Thus only violations in (6j), (6k), (6l), (6m) are possible. Observe that via (25a) that (6k) is obeyed and via and (25b) that (6m) is obeyed. Since the intermediate edges in the paths $E_{ij}^{D^\circ}$ can be ignored then flow constraints (6j), (6l) are obeyed.

D Proof of Convergence to a Sufficient Parametization

In this section we establish that Alg 1 generates a sufficient parameterization when ITER_MAX = ∞ .

Observe that all expansion/contraction operations never decrease the primal objective. Thus Alg 1 monotonically increases the dual objective. Thus we need establish that Alg 1 can not converge to a value other than the maximum.

Observe that after ζ iterations of not increasing the objective by MIN_INC that we have $N_u \leftarrow N_u^\circ$ for all $u \in N$.

Given that $N_u \leftarrow N_u^\circ$ for all $u \in N$ observe Alg 1 can continue for a maximum of $\sum_{u \in N} (|D_u^\circ| + |T_u^\circ|)$ iterations before either the bound is increased or the buckets for time /capacity are at minimal granularity; thus producing a sufficient parameterization.

E All Results

We provide all timing results in this section for our data sets. We provide results on the Solomon instance data sets [Solomon, 1987]. Each row describes the performance of the problem instance for a given approach. The baseline performance on a given instance is the row immediately below the row for LA-Discretization. We use the following columns to describe our results.

1. File ID: We provide the problem instance ID.
2. Approach: We indicate whether we used LA-Discretization or the Baseline MILP solver.
3. LP Obj: This describes the root LP objective of the MILP being solved.
4. MILP LB: This is the MILP dual bound at the termination of optimization.
5. MILP Obj: This is the MILP objective at the termination of optimization,
6. MILP time: This is the amount of time required to solve the MILP. Note that we cut off optimization at 1000 seconds. All times are rounded down to the nearest second.

7. LP time: This is the time spent solving LPs over the course of LA-Discretization. This is the time required to solve the root LP for the baseline. All times are rounded down to the nearest second.
8. 10X<: This is indicated as YES if LA-Discretization vastly outperforms the baseline for the given instance. We define vastly outperform as meeting the following two criteria (1) solving the optimization problem exactly and (2) doing so either ten times faster than the baseline or if the baseline does not finish during the allotted optimization time.

Table 1: Num Customers = 25 Problem Set = rc100

file num	Approach	lp obj	mip dual bound	ILP obj	ilp time	total lp time	10X+
rc101	OUR APPROACH	402.8	461.1	461.1	0.1	0.3	
rc101	BASELINE MILP	336.3	461.1	461.1	0.1	0.0	
rc102	OUR APPROACH	350.9	351.8	351.8	0.1	0.7	
rc102	BASELINE MILP	302.5	351.8	351.8	0.4	0.0	
rc103	OUR APPROACH	319.2	332.8	332.8	0.4	3.1	
rc103	BASELINE MILP	280.9	332.8	332.8	9.5	0.0	
rc104	OUR APPROACH	302.0	306.6	306.6	0.3	2.1	
rc104	BASELINE MILP	278.9	306.6	306.6	1.5	0.0	
rc105	OUR APPROACH	408.5	411.3	411.3	0.1	0.6	
rc105	BASELINE MILP	308.0	411.3	411.3	4.4	0.0	
rc106	OUR APPROACH	334.7	345.5	345.5	0.5	4.7	
rc106	BASELINE MILP	299.0	345.5	345.5	0.7	0.0	
rc107	OUR APPROACH	297.8	298.3	298.3	0.1	2.1	
rc107	BASELINE MILP	272.9	298.3	298.3	0.6	0.0	
rc108	OUR APPROACH	293.7	294.5	294.5	0.7	16.9	
rc108	BASELINE MILP	272.4	294.5	294.5	0.9	0.0	

Table 2: Num Customers = 25 Problem Set = rc200

file num	Approach	lp obj	mip dual bound	ILP obj	ilp time	total lp time	10X+
rc201	OUR APPROACH	358.8	360.2	360.2	0.0	0.2	
rc201	BASELINE MILP	274.0	360.2	360.2	0.1	0.0	
rc202	OUR APPROACH	307.3	338.0	338.0	1.5	10.1	
rc202	BASELINE MILP	181.7	338.0	338.0	29.0	0.0	
rc203	OUR APPROACH	259.6	326.9	326.9	329.4	34.6	YES
rc203	BASELINE MILP	162.6	245.7	326.9	1000.0	0.0	
rc204	OUR APPROACH	238.0	269.0	299.7	1000.1	11.8	
rc204	BASELINE MILP	157.8	195.3	299.7	1000.0	0.0	
rc205	OUR APPROACH	314.1	338.0	338.0	0.1	1.1	
rc205	BASELINE MILP	193.7	338.0	338.0	0.4	0.0	
rc206	OUR APPROACH	301.3	324.0	324.0	0.6	2.8	
rc206	BASELINE MILP	183.2	324.0	324.0	1.7	0.0	
rc207	OUR APPROACH	254.5	298.3	298.3	34.8	14.4	YES
rc207	BASELINE MILP	153.7	274.2	298.3	1000.0	0.0	
rc208	OUR APPROACH	168.1	186.0	269.1	1000.0	17.4	
rc208	BASELINE MILP	148.3	190.0	269.1	1000.0	0.0	

Table 3: Num Customers = 25 Problem Set = r100

file num	Approach	lp obj	mip dual bound	ILP obj	ilp time	total lp time	10X+
r101	OUR APPROACH	617.1	617.1	617.1	0.0	0.0	
r101	BASELINE MILP	617.1	617.1	617.1	0.0	0.0	
r102	OUR APPROACH	546.3	547.1	547.1	0.0	0.1	
r102	BASELINE MILP	384.7	547.1	547.1	0.4	0.0	
r103	OUR APPROACH	454.2	454.6	454.6	0.1	0.9	
r103	BASELINE MILP	328.9	454.6	454.6	3.9	0.0	
r104	OUR APPROACH	415.0	416.9	416.9	0.1	1.4	YES
r104	BASELINE MILP	319.5	416.9	416.9	36.2	0.0	
r105	OUR APPROACH	530.5	530.5	530.5	0.0	0.0	
r105	BASELINE MILP	456.5	530.5	530.5	0.1	0.0	
r106	OUR APPROACH	457.3	465.4	465.4	0.1	0.3	
r106	BASELINE MILP	346.3	465.4	465.4	0.6	0.0	
r107	OUR APPROACH	417.4	424.3	424.3	0.1	1.8	
r107	BASELINE MILP	319.7	424.3	424.3	6.8	0.0	
r108	OUR APPROACH	391.7	397.3	397.3	0.2	5.5	
r108	BASELINE MILP	311.0	397.3	397.3	20.4	0.0	
r109	OUR APPROACH	440.3	441.3	441.3	0.1	0.4	
r109	BASELINE MILP	347.3	441.3	441.3	0.2	0.0	
r110	OUR APPROACH	421.5	444.1	444.1	1.0	2.7	YES
r110	BASELINE MILP	312.8	444.1	444.1	65.8	0.0	
r111	OUR APPROACH	418.4	428.8	428.8	0.2	1.8	
r111	BASELINE MILP	320.6	428.8	428.8	5.3	0.0	
r112	OUR APPROACH	371.3	393.0	393.0	2.2	9.7	YES
r112	BASELINE MILP	309.9	393.0	393.0	353.0	0.0	

Table 4: Num Customers = 25 Problem Set = r200

file num	Approach	lp obj	mip dual bound	ILP obj	ilp time	total lp time	10X+
r201	OUR APPROACH	458.6	463.3	463.3	0.0	0.4	
r201	BASELINE MILP	417.0	463.3	463.3	0.0	0.0	
r202	OUR APPROACH	399.6	410.5	410.5	0.2	2.0	
r202	BASELINE MILP	314.7	410.5	410.5	1.5	0.0	
r203	OUR APPROACH	362.5	391.4	391.4	0.9	8.8	
r203	BASELINE MILP	302.3	391.4	391.4	43.0	0.0	
r204	OUR APPROACH	322.2	355.0	355.0	2.5	15.7	
r204	BASELINE MILP	292.6	355.0	355.0	29.6	0.0	
r205	OUR APPROACH	386.4	393.0	393.0	0.1	2.4	
r205	BASELINE MILP	337.9	393.0	393.0	0.6	0.0	
r206	OUR APPROACH	349.2	374.4	374.4	1.7	11.3	
r206	BASELINE MILP	292.9	374.4	374.4	5.1	0.0	
r207	OUR APPROACH	338.4	361.6	361.6	2.9	23.3	
r207	BASELINE MILP	292.4	361.6	361.6	11.2	0.0	
r208	OUR APPROACH	312.3	328.2	328.2	2.0	8.1	
r208	BASELINE MILP	292.3	328.2	328.2	2.9	0.0	
r209	OUR APPROACH	354.6	370.7	370.7	0.9	5.3	
r209	BASELINE MILP	303.3	370.7	370.7	0.8	0.0	
r210	OUR APPROACH	378.3	404.6	404.6	1.9	9.5	
r210	BASELINE MILP	302.7	404.6	404.6	1.8	0.0	
r211	OUR APPROACH	313.6	350.9	350.9	19.2	19.1	
r211	BASELINE MILP	292.4	350.9	350.9	44.7	0.0	

Table 5: Num Customers = 25 Problem Set = c100

file num	Approach	lp obj	mip dual bound	ILP obj	ilp time	total lp time	10X+
c101	OUR APPROACH	191.3	191.3	191.3	0.0	0.1	
c101	BASELINE MILP	191.3	191.3	191.3	0.0	0.0	
c102	OUR APPROACH	190.3	190.3	190.3	0.0	0.4	
c102	BASELINE MILP	172.7	190.3	190.3	0.2	0.0	
c103	OUR APPROACH	190.3	190.3	190.3	0.1	2.0	
c103	BASELINE MILP	163.8	190.3	190.3	0.6	0.0	
c104	OUR APPROACH	186.9	186.9	186.9	0.1	2.8	
c104	BASELINE MILP	160.5	186.9	186.9	2.4	0.0	
c105	OUR APPROACH	191.3	191.3	191.3	0.0	0.1	
c105	BASELINE MILP	191.2	191.3	191.3	0.0	0.0	
c106	OUR APPROACH	191.3	191.3	191.3	0.0	0.1	
c106	BASELINE MILP	191.3	191.3	191.3	0.0	0.0	
c107	OUR APPROACH	191.3	191.3	191.3	0.0	0.1	
c107	BASELINE MILP	191.2	191.3	191.3	0.0	0.0	
c108	OUR APPROACH	191.3	191.3	191.3	0.0	1.1	
c108	BASELINE MILP	131.5	191.3	191.3	0.2	0.0	
c109	OUR APPROACH	190.6	191.3	191.3	0.2	6.4	
c109	BASELINE MILP	131.1	191.3	191.3	0.8	0.0	

Table 6: Num Customers = 25 Problem Set = c200

file num	Approach	lp obj	mip dual bound	ILP obj	ilp time	total lp time	10X+
c201	OUR APPROACH	214.7	214.7	214.7	0.0	0.1	
c201	BASELINE MILP	214.7	214.7	214.7	0.0	0.0	
c202	OUR APPROACH	214.7	214.7	214.7	0.0	2.0	
c202	BASELINE MILP	175.0	214.7	214.7	0.6	0.0	
c203	OUR APPROACH	214.7	214.7	214.7	0.0	3.3	
c203	BASELINE MILP	169.5	214.7	214.7	1.5	0.0	
c204	OUR APPROACH	209.6	213.1	213.1	1.0	8.6	
c204	BASELINE MILP	165.4	213.1	213.1	24.9	0.0	
c205	OUR APPROACH	214.7	214.7	214.7	0.0	0.3	
c205	BASELINE MILP	176.4	214.7	214.7	0.0	0.0	
c206	OUR APPROACH	214.7	214.7	214.7	0.0	0.5	
c206	BASELINE MILP	173.1	214.7	214.7	0.2	0.0	
c207	OUR APPROACH	211.3	214.5	214.5	0.2	5.8	
c207	BASELINE MILP	166.7	214.5	214.5	1.0	0.0	
c208	OUR APPROACH	211.7	214.5	214.5	0.1	1.1	
c208	BASELINE MILP	166.4	214.5	214.5	0.3	0.0	

Table 7: Num Customers = 50 Problem Set = rc100

file num	Approach	lp obj	mip dual bound	ILP obj	ilp time	total lp time	10X+
rc101	OUR APPROACH	841.4	944.0	944.0	2.7	3.8	
rc101	BASELINE MILP	610.6	944.0	944.0	5.3	0.0	
rc102	OUR APPROACH	710.2	822.5	822.5	303.9	24.7	YES
rc102	BASELINE MILP	515.9	751.5	822.5	1000.0	0.0	
rc103	OUR APPROACH	623.0	672.2	710.9	1000.0	73.6	
rc103	BASELINE MILP	480.0	575.3	711.5	1000.0	0.0	
rc104	OUR APPROACH	529.8	545.8	545.8	56.9	208.9	YES
rc104	BASELINE MILP	467.6	523.2	545.8	1000.0	0.0	
rc105	OUR APPROACH	747.9	855.3	855.3	6.8	8.5	YES
rc105	BASELINE MILP	533.6	791.8	855.3	1000.1	0.0	
rc106	OUR APPROACH	648.5	723.2	723.2	27.1	69.7	YES
rc106	BASELINE MILP	500.9	618.3	723.2	999.9	0.0	
rc107	OUR APPROACH	573.3	642.7	642.7	616.1	157.3	YES
rc107	BASELINE MILP	470.9	559.0	642.7	1000.0	0.0	
rc108	OUR APPROACH	528.4	536.2	598.1	1000.0	208.0	
rc108	BASELINE MILP	463.2	502.7	599.4	1000.0	0.0	

Table 8: Num Customers = 50 Problem Set = rc200

file num	Approach	lp obj	mip dual bound	ILP obj	ilp time	total lp time	10X+
rc201	OUR APPROACH	677.9	684.8	684.8	0.2	2.0	
rc201	BASELINE MILP	385.5	684.8	684.8	0.8	0.0	
rc202	OUR APPROACH	539.8	613.6	613.6	591.1	180.3	YES
rc202	BASELINE MILP	296.3	522.1	613.6	1000.0	0.0	
rc203	OUR APPROACH	437.6	474.0	555.3	1000.0	463.5	
rc203	BASELINE MILP	257.3	365.2	557.3	1000.0	0.0	
rc204	OUR APPROACH	307.0	315.1	449.8	1000.0	1683.8	
rc204	BASELINE MILP	237.0	273.9	444.2	1000.0	0.0	
rc205	OUR APPROACH	569.4	630.2	630.2	34.1	69.3	
rc205	BASELINE MILP	366.8	630.2	630.2	95.5	0.0	
rc206	OUR APPROACH	521.2	610.0	610.0	153.6	133.2	YES
rc206	BASELINE MILP	292.2	586.0	610.0	1000.0	0.0	
rc207	OUR APPROACH	462.5	483.5	561.5	1000.0	692.5	
rc207	BASELINE MILP	255.3	341.7	560.2	1000.0	0.0	
rc208	OUR APPROACH	283.8	292.5	493.8	1000.2	1682.9	
rc208	BASELINE MILP	229.2	265.5	517.7	1000.0	0.0	

Table 9: Num Customers = 50 Problem Set = r100

file num	Approach	lp obj	mip dual bound	ILP obj	ilp time	total lp time	10X+
r101	OUR APPROACH	1044.0	1044.0	1044.0	0.0	0.1	
r101	BASELINE MILP	1029.8	1044.0	1044.0	0.0	0.0	
r102	OUR APPROACH	909.0	909.0	909.0	0.1	1.2	YES
r102	BASELINE MILP	649.7	909.0	909.0	54.9	0.0	
r103	OUR APPROACH	762.1	772.9	772.9	3.1	12.7	YES
r103	BASELINE MILP	533.1	721.7	772.9	1000.0	0.0	
r104	OUR APPROACH	612.1	625.4	625.4	22.7	95.3	YES
r104	BASELINE MILP	464.6	541.6	636.0	1000.0	0.0	
r105	OUR APPROACH	898.5	911.8	911.8	0.3	0.8	
r105	BASELINE MILP	793.0	911.8	911.8	1.2	0.0	
r106	OUR APPROACH	792.7	793.0	793.0	0.3	4.1	YES
r106	BASELINE MILP	547.0	793.0	793.0	561.0	0.0	
r107	OUR APPROACH	700.5	711.1	711.1	4.4	37.1	YES
r107	BASELINE MILP	483.2	631.7	724.4	1000.0	0.0	
r108	OUR APPROACH	584.9	608.1	617.7	1000.0	160.2	
r108	BASELINE MILP	457.5	530.6	624.7	1000.0	0.0	
r109	OUR APPROACH	752.1	786.8	786.8	9.5	37.9	YES
r109	BASELINE MILP	547.2	767.5	786.8	1000.0	0.0	
r110	OUR APPROACH	681.1	697.0	697.0	9.9	68.5	YES
r110	BASELINE MILP	481.0	606.3	713.0	1000.0	0.0	
r111	OUR APPROACH	673.0	707.2	707.2	35.5	31.5	YES
r111	BASELINE MILP	475.4	603.8	714.2	1000.0	0.0	
r112	OUR APPROACH	593.3	613.9	630.2	1000.0	146.8	
r112	BASELINE MILP	451.8	513.2	647.9	1000.0	0.0	

Table 10: Num Customers = 50 Problem Set = r200

file num	Approach	lp obj	mip dual bound	ILP obj	ilp time	total lp time	10X+
r201	OUR APPROACH	789.5	791.9	791.9	0.1	3.5	
r201	BASELINE MILP	700.9	791.9	791.9	0.3	0.0	
r202	OUR APPROACH	680.5	698.5	698.5	6.6	39.4	YES
r202	BASELINE MILP	504.4	682.4	698.5	1000.0	0.0	
r203	OUR APPROACH	570.2	605.3	605.3	36.1	104.7	YES
r203	BASELINE MILP	447.9	540.0	605.9	1000.0	0.0	
r204	OUR APPROACH	464.6	487.8	508.1	1000.0	378.8	
r204	BASELINE MILP	420.4	477.4	508.9	1000.0	0.0	
r205	OUR APPROACH	662.2	690.1	690.1	6.7	65.9	
r205	BASELINE MILP	540.9	690.1	690.1	120.7	0.0	
r206	OUR APPROACH	584.4	632.4	632.4	445.2	141.4	YES
r206	BASELINE MILP	455.2	581.8	639.0	1000.0	0.0	
r207	OUR APPROACH	519.9	556.5	576.1	1000.0	438.9	
r207	BASELINE MILP	420.6	521.6	575.5	1000.0	0.0	
r208	OUR APPROACH	455.6	468.1	487.7	1000.0	118.7	
r208	BASELINE MILP	412.1	469.9	494.2	1000.0	0.0	
r209	OUR APPROACH	568.6	600.6	600.6	64.7	153.6	
r209	BASELINE MILP	481.2	600.6	600.6	287.4	0.0	
r210	OUR APPROACH	592.8	645.6	645.6	841.9	211.2	YES
r210	BASELINE MILP	456.2	591.2	647.8	1000.0	0.0	
r211	OUR APPROACH	489.8	504.6	540.9	1000.0	563.4	
r211	BASELINE MILP	412.1	479.3	541.3	1000.0	0.0	

Table 11: Num Customers = 50 Problem Set = c100

file num	Approach	lp obj	mip dual bound	ILP obj	ilp time	total lp time	10X+
c101	OUR APPROACH	362.4	362.4	362.4	0.1	0.5	
c101	BASELINE MILP	361.4	362.4	362.4	0.0	0.0	
c102	OUR APPROACH	361.4	361.4	361.4	0.2	2.4	
c102	BASELINE MILP	334.0	361.4	361.4	0.5	0.0	
c103	OUR APPROACH	361.4	361.4	361.4	0.8	40.3	
c103	BASELINE MILP	284.7	361.4	361.4	15.1	0.0	
c104	OUR APPROACH	355.2	358.0	358.0	11.9	118.5	YES
c104	BASELINE MILP	281.0	312.4	358.0	1000.0	0.0	
c105	OUR APPROACH	362.4	362.4	362.4	0.1	1.2	
c105	BASELINE MILP	360.0	362.4	362.4	0.1	0.0	
c106	OUR APPROACH	362.4	362.4	362.4	0.1	0.9	
c106	BASELINE MILP	360.1	362.4	362.4	0.1	0.0	
c107	OUR APPROACH	362.4	362.4	362.4	0.1	1.7	
c107	BASELINE MILP	360.0	362.4	362.4	0.1	0.0	
c108	OUR APPROACH	362.4	362.4	362.4	0.2	6.2	
c108	BASELINE MILP	261.1	362.4	362.4	0.9	0.0	
c109	OUR APPROACH	361.7	362.4	362.4	1.8	51.0	
c109	BASELINE MILP	257.1	362.4	362.4	16.1	0.0	

Table 12: Num Customers = 50 Problem Set = c200

file num	Approach	lp obj	mip dual bound	ILP obj	ilp time	total lp time	10X+
c201	OUR APPROACH	360.2	360.2	360.2	0.0	0.9	
c201	BASELINE MILP	360.2	360.2	360.2	0.0	0.0	
c202	OUR APPROACH	360.2	360.2	360.2	0.1	11.9	
c202	BASELINE MILP	318.2	360.2	360.2	2.0	0.0	
c203	OUR APPROACH	359.8	359.8	359.8	0.2	35.5	
c203	BASELINE MILP	299.1	359.8	359.8	22.5	0.0	
c204	OUR APPROACH	349.9	350.1	350.1	0.8	89.8	YES
c204	BASELINE MILP	288.6	345.8	350.1	1000.0	0.0	
c205	OUR APPROACH	359.8	359.8	359.8	0.1	2.5	
c205	BASELINE MILP	313.1	359.8	359.8	0.2	0.0	
c206	OUR APPROACH	359.8	359.8	359.8	0.1	4.4	
c206	BASELINE MILP	310.9	359.8	359.8	0.9	0.0	
c207	OUR APPROACH	356.5	359.6	359.6	1.8	49.4	
c207	BASELINE MILP	310.7	359.6	359.6	1.3	0.0	
c208	OUR APPROACH	347.4	350.5	350.5	0.2	7.7	
c208	BASELINE MILP	309.0	350.5	350.5	0.8	0.0	

Table 13: Num Customers = 100 Problem Set = rc100

file num	Approach	lp obj	mip dual bound	ILP obj	ilp time	total lp time	10X+
rc101	OUR APPROACH	1577.3	1619.8	1619.8	17.8	28.8	
rc101	BASELINE MILP	1131.3	1619.8	1619.8	316.1	0.1	
rc102	OUR APPROACH	1384.2	1431.9	1457.4	1000.1	126.4	
rc102	BASELINE MILP	795.6	1098.7	1481.6	1000.0	0.0	
rc103	OUR APPROACH	1176.8	1185.9	1288.1	1000.0	320.6	
rc103	BASELINE MILP	694.5	857.3	1389.1	1000.1	0.1	
rc104	OUR APPROACH	1050.6	1060.8	1227.4	1000.0	327.8	
rc104	BASELINE MILP	670.4	782.6	1197.0	1000.1	0.1	
rc105	OUR APPROACH	1461.4	1513.7	1513.7	94.9	52.3	YES
rc105	BASELINE MILP	927.5	1268.4	1552.8	1000.0	0.0	
rc106	OUR APPROACH	1269.2	1294.2	1373.5	1000.1	133.0	
rc106	BASELINE MILP	782.3	1018.0	1411.6	1000.1	0.0	
rc107	OUR APPROACH	1125.0	1139.8	1260.9	1000.1	333.8	
rc107	BASELINE MILP	681.9	803.0	1358.8	1000.1	0.1	
rc108	OUR APPROACH	1041.3	1047.3	1235.9	1000.1	319.9	
rc108	BASELINE MILP	663.1	738.0	1217.6	999.4	0.1	

Table 14: Num Customers = 100 Problem Set = rc200

file num	Approach	lp obj	mip dual bound	ILP obj	ilp time	total lp time	10X+
rc201	OUR APPROACH	1214.0	1261.8	1261.8	6.8	90.1	
rc201	BASELINE MILP	946.2	1261.8	1261.8	119.0	0.0	
rc202	OUR APPROACH	963.6	1008.1	1100.7	1000.4	428.7	
rc202	BASELINE MILP	659.9	863.3	1124.3	1000.0	0.0	
rc203	OUR APPROACH	764.0	779.5	1088.5	1000.0	305.4	
rc203	BASELINE MILP	575.8	702.1	976.7	1000.1	0.1	
rc204	OUR APPROACH	647.3	655.4	943.0	1000.1	312.3	
rc204	BASELINE MILP	544.5	628.9	812.4	1000.0	0.1	
rc205	OUR APPROACH	1045.5	1083.8	1159.2	1000.0	317.5	
rc205	BASELINE MILP	759.1	1029.0	1178.1	1000.0	0.0	
rc206	OUR APPROACH	951.1	969.7	1058.1	1000.0	414.7	
rc206	BASELINE MILP	710.3	905.4	1066.7	1000.0	0.0	
rc207	OUR APPROACH	841.5	857.2	1060.3	1000.0	309.2	
rc207	BASELINE MILP	602.0	738.3	988.1	1000.0	0.1	
rc208	OUR APPROACH	646.0	652.6	995.3	1000.0	324.3	
rc208	BASELINE MILP	536.8	609.2	854.5	1000.0	0.1	

Table 15: Num Customers = 100 Problem Set = r100

file num	Approach	lp obj	mip dual bound	ILP obj	ilp time	total lp time	10X+
r101	OUR APPROACH	1631.2	1637.7	1637.7	0.3	1.1	
r101	BASELINE MILP	1612.2	1637.7	1637.7	0.1	0.0	
r102	OUR APPROACH	1467.7	1467.7	1467.7	1.0	10.3	YES
r102	BASELINE MILP	1027.2	1320.4	1470.5	1000.0	0.0	
r103	OUR APPROACH	1204.2	1208.7	1208.7	9.1	65.6	YES
r103	BASELINE MILP	787.2	999.1	1244.2	1000.0	0.1	
r104	OUR APPROACH	944.9	946.5	1060.0	1000.0	338.2	
r104	BASELINE MILP	693.1	780.2	1012.8	1000.0	0.1	
r105	OUR APPROACH	1341.6	1355.3	1355.3	5.6	24.0	YES
r105	BASELINE MILP	1098.2	1355.3	1355.3	440.9	0.0	
r106	OUR APPROACH	1215.4	1234.6	1234.6	70.2	95.6	YES
r106	BASELINE MILP	833.3	1016.2	1266.9	1000.0	0.1	
r107	OUR APPROACH	1040.6	1049.8	1070.6	1000.0	201.7	
r107	BASELINE MILP	719.2	827.8	1126.8	1000.1	0.1	
r108	OUR APPROACH	906.9	908.6	1151.9	999.9	411.1	
r108	BASELINE MILP	679.8	736.3	997.1	1000.0	0.1	
r109	OUR APPROACH	1109.3	1136.7	1146.9	1000.0	109.2	
r109	BASELINE MILP	775.6	939.7	1194.9	1000.0	0.0	
r110	OUR APPROACH	1028.8	1034.9	1078.8	1000.2	188.2	
r110	BASELINE MILP	704.3	794.3	1115.9	1000.0	0.1	
r111	OUR APPROACH	1012.7	1026.3	1050.6	1000.0	193.2	
r111	BASELINE MILP	704.0	803.5	1126.2	1000.0	0.1	
r112	OUR APPROACH	910.0	911.1	1070.6	1000.0	438.7	
r112	BASELINE MILP	668.9	716.6	1069.9	1000.1	0.1	

Table 16: Num Customers = 100 Problem Set = r200

file num	Approach	lp obj	mip dual bound	ILP obj	ilp time	total lp time	10X+
r201	OUR APPROACH	1114.0	1143.2	1143.2	5.0	119.5	
r201	BASELINE MILP	979.2	1143.2	1143.2	21.2	0.0	
r202	OUR APPROACH	974.2	1006.9	1029.6	1000.0	362.9	
r202	BASELINE MILP	731.0	872.7	1049.5	1000.0	0.0	
r203	OUR APPROACH	794.0	809.0	883.2	1000.0	636.0	
r203	BASELINE MILP	633.0	716.7	906.3	1000.0	0.1	
r204	OUR APPROACH	668.0	675.8	770.1	1000.0	804.5	
r204	BASELINE MILP	591.1	647.9	789.8	1000.1	0.1	
r205	OUR APPROACH	891.0	912.4	954.7	1000.0	473.6	
r205	BASELINE MILP	738.1	879.8	967.4	1000.0	0.0	
r206	OUR APPROACH	803.7	825.6	898.0	1000.0	798.7	
r206	BASELINE MILP	651.9	758.2	914.6	1000.0	0.1	
r207	OUR APPROACH	719.4	728.3	900.0	1000.0	1687.1	
r207	BASELINE MILP	612.2	691.4	815.7	1000.1	0.1	
r208	OUR APPROACH	643.2	645.4	823.4	1000.0	396.1	
r208	BASELINE MILP	583.6	643.7	729.6	1000.0	0.1	
r209	OUR APPROACH	790.8	804.2	905.7	1000.0	339.0	
r209	BASELINE MILP	653.0	758.1	859.2	1000.0	0.1	
r210	OUR APPROACH	808.6	826.3	934.0	1000.0	407.7	
r210	BASELINE MILP	644.9	760.2	928.6	1000.0	0.1	
r211	OUR APPROACH	667.5	672.0	881.2	1000.0	292.8	
r211	BASELINE MILP	583.6	642.3	799.2	1000.1	0.1	

Table 17: Num Customers = 100 Problem Set = c100

file num	Approach	lp obj	mip dual bound	ILP obj	ilp time	total lp time	10X+
c101	OUR APPROACH	827.3	827.3	827.3	0.2	2.9	
c101	BASELINE MILP	819.7	827.3	827.3	0.1	0.1	
c102	OUR APPROACH	827.1	827.3	827.3	1.8	47.7	
c102	BASELINE MILP	754.3	827.3	827.3	24.1	0.0	
c103	OUR APPROACH	826.1	826.3	826.3	19.0	136.8	YES
c103	BASELINE MILP	588.9	785.0	826.3	1000.0	0.1	
c104	OUR APPROACH	818.2	822.9	822.9	195.5	170.5	YES
c104	BASELINE MILP	577.2	673.3	830.1	1000.0	0.1	
c105	OUR APPROACH	827.3	827.3	827.3	0.3	3.2	
c105	BASELINE MILP	818.2	827.3	827.3	0.1	0.0	
c106	OUR APPROACH	827.3	827.3	827.3	0.4	10.9	
c106	BASELINE MILP	699.7	827.3	827.3	0.7	0.0	
c107	OUR APPROACH	827.3	827.3	827.3	0.5	5.9	
c107	BASELINE MILP	818.1	827.3	827.3	0.4	0.0	
c108	OUR APPROACH	827.3	827.3	827.3	5.0	71.2	
c108	BASELINE MILP	569.5	827.3	827.3	8.4	0.0	
c109	OUR APPROACH	825.1	827.3	827.3	54.8	145.2	YES
c109	BASELINE MILP	566.0	792.1	853.4	1000.0	0.1	

Table 18: Num Customers = 100 Problem Set = c200

file num	Approach	lp obj	mip dual bound	ILP obj	ilp time	total lp time	10X+
c201	OUR APPROACH	589.1	589.1	589.1	0.1	5.5	
c201	BASELINE MILP	589.1	589.1	589.1	0.1	0.0	
c202	OUR APPROACH	589.1	589.1	589.1	0.3	65.6	
c202	BASELINE MILP	556.7	589.1	589.1	1.6	0.1	
c203	OUR APPROACH	583.7	588.7	588.7	13.9	127.4	
c203	BASELINE MILP	534.9	588.7	588.7	6.0	0.1	
c204	OUR APPROACH	582.4	588.1	588.1	61.6	183.7	
c204	BASELINE MILP	517.5	588.1	588.1	77.8	0.1	
c205	OUR APPROACH	586.0	586.4	586.4	0.3	29.5	
c205	BASELINE MILP	539.7	586.4	586.4	0.4	0.0	
c206	OUR APPROACH	586.0	586.0	586.0	0.2	33.1	
c206	BASELINE MILP	536.3	586.0	586.0	2.1	0.0	
c207	OUR APPROACH	582.7	585.8	585.8	5.2	98.5	
c207	BASELINE MILP	535.7	585.8	585.8	2.0	0.0	
c208	OUR APPROACH	583.4	585.8	585.8	1.0	72.0	
c208	BASELINE MILP	531.9	585.8	585.8	3.3	0.0	