

Stable Reduced-Rank VAR Identification

Xinhui Rong and Victor Solo *

October 4, 2024

Abstract

The vector autoregression (VAR) has been widely used in system identification, econometrics, natural science, and many other areas. However, when the state dimension becomes large the parameter dimension explodes. So rank reduced modelling is attractive and is well developed. But a fundamental requirement in almost all applications is stability of the fitted model. And this has not been addressed in the rank reduced case. Here, we develop, for the first time, a closed-form formula for an estimator of a rank reduced transition matrix which is guaranteed to be stable. We show that our estimator is consistent and asymptotically statistically efficient and illustrate it in comparative simulations.

Copyright Statement

© 2024 Xinhui Rong and Victor Solo. This work has been accepted to Automatica for publication under a Creative Commons Licence CC-BY-NC-ND.

1 Introduction

The vector autoregression (VAR) is widely applied in control, signal processing, time series and econometrics. The lag-one VAR (VAR(1)) is more general than it seems since any higher order VAR can be written as a state space model whose state equation is a VAR(1) [13] [30]. We refer the readers to Section 2 for technical details. More recently, the VAR(1) has been used in reinforcement learning [26] [1] [18] [22].

High dimensional time series have now become very common across many disciplines, e.g. epidemiology [31], financial economics [23]. Rank reduced modelling has gained increasing attention [23] [4] [5], since in many cases the system dynamics can be well captured in a reduced-rank model where some (if not most) poles are near zero so are playing almost no part in the dynamics. Another important advantage of reduced-rank modelling is that in the full-rank

* Authors are with School of Electrical Eng. & Telecommunications, UNSW, Sydney, Australia.

modeling, higher-dimensional vector data lead to an explosion in the number of parameters, which often exceeds the number of available vector data, while the reduced rank factorization of the system matrix reduces the number of parameters significantly (See Section 4 for details). Sparsity is also a natural approach to deal with systems with huge dimensions. However, it is not obvious how to guarantee stability with sparsity.

In physical system, stability is crucial. And this has led to a continuing development of stability guaranteed estimators, e.g. for state space modelling. A common approach employs a *perturbation minimization* procedure, where a preliminary unstable least-squares estimator is stabilized by the smallest additive perturbation. For example, Mari et al. [16] consider a semidefinite programming (SDP) problem with a Lyapunov stability constraint. The problem can be solved by standard linear matrix inequality (LMI) methods. However, the computation becomes prohibitive with higher-dimensional states. Miller and de Callafon [17] extend the SDP method to include more eigenvalue constraints, besides stability. Boots et al. [2] and the first algorithm in [15] use singular value constraints instead of eigenvalue constraints, which can be too conservative. The second algorithm in [15] uses a line search method based on the gradient sampling and the reliability is sensitive to the user-defined step size parameter. Tanaka and Katayama [27] and Jongeneel et al. [11] project the unstable estimator onto a stable region by solving linear quadratic regulator (LQR) problems. Jongeneel et al. [11] show that the computational efficiency is greatly improved in higher-dimension applications, and provide error analysis and statistical guarantees. Orbandexivry et al. [21] use a barrier projection method. Gillis et al. [8] find a new characterization for stable matrices and use the gradient search. Noferini and Poloni [19] convert the perturbation minimization problem to an equivalent form by Schur factorization and use the Riemannian gradient search.

Other approaches include, Chui and Maciejowski [6] who iteratively augment the unstable estimator until its largest eigenvalues have the modulus of the user-defined parameter. However, this method distorts the estimator and introduces additional bias. Van Gestel et al. [29] introduce a regularization term to the least squares problem so that the variance of the estimators is reduced and in the meantime, the stability is guaranteed. However, the regularization is too conservative. Umenberger et al. [28] consider the state space modelling and take the maximum likelihood approach to guarantee stability. However, their method is computationally expensive.

In recent work, we [24] solved a state space estimation problem by using a Burg-type *forwards-backwards (FB) optimization* [3] [25] [20] on the error residuals and remarkably find a closed-form stable solution that is computationally cheap and involves no tuning parameters.

Among the above works, [21] [8] [19] treat the ‘nearest stable matrix’ problem without system context, [11] deal with pure VAR(1), and the others consider the state space setup where subspace identification methods are needed before fitting a VAR(1) model [30]. However, none of the above stability-enforced methods deals with the reduced rank modeling.

In this paper, we extend the work in [24], using the FB approach to obtain

a reduced rank (RR)-VAR(1) with guaranteed stability. The FB approach generates an estimator that is no more computationally expensive than the least squares RR method of [23]. Further, no tuning parameters are required.

The rest of the paper is organized as follows. We first introduce the forwards and backwards VAR(1) models in Section 2, and then develop for the first time:

- (i) in Section 3, a closed-form stable estimator for the full-rank VAR(1),
- (ii) in Section 4, based on (i), a closed-form stable estimator for the RR-VAR(1),
- (iii) in Section 5, statistical consistency, and asymptotic efficiency for the new estimator.

The results are illustrated in comparative simulations in Section 6. Section 7 contains conclusions.

We use the following notations. $\rho(A)$ is the spectral radius of A . $\|A\| = \sqrt{\text{tr}(AA')}$ is the Frobenius norm of A . $A > (\geq) 0$ means A is positive (semi-)definite. ‘ \xrightarrow{p} ’ means convergence in probability. w.p.1 means with probability 1.

2 VAR(1) and the Backwards Model

In this section, we review the (forwards) VAR(1) and its associated backwards model. The VAR(1) is a Markov process generated by

$$y_t = Fy_{t-1} + w_t, \quad t = 1, \dots, T, \quad (2.1)$$

where y_t is the observed n -vector time series, w_t is a zero-mean driving white noise with a non-singular covariance matrix Q , and F is the transition matrix, assumed to be stable. The stability of F ensures the existence of a steady state variance matrix Π which obeys a discrete-time (DT) Lyapunov equation $\Pi = F\Pi F' + Q$. A sufficient condition for Π to be positive definite is that Q is positive definite. We introduce the steady state lag-one cross-covariance $\Pi_{10} = E[y_t y_{t-1}'] = F\Pi = \Pi_{01}'$, so that $F = \Pi_{10}\Pi^{-1}$. We further introduce the associated correlation matrix $R_F = \Pi^{-\frac{1}{2}}\Pi_{10}\Pi^{-\frac{1}{2}} = \Pi^{-\frac{1}{2}}F\Pi^{\frac{1}{2}}$ which has the same eigenvalues as F .

Associated with the VAR(1) is a stationary backwards model [12]

$$y_{t-1} = F_b y_t + w_{b,t-1}, \quad t = T, \dots, 1,$$

where F_b is the backwards transition matrix and $w_{b,t-1}$ is a white noise with

covariance matrix Q_b which is statistically independent of y_t . We note that [12]

$$\begin{aligned}
F_b &= \mathbb{E}[y_{t-1}y_t'] \mathbb{E}^{-1}[y_t y_t] = \Pi'_{10} \Pi^{-1} = \Pi F' \Pi^{-1} \\
\text{and } Q_b &= \mathbb{E}[(y_{t-1} - F_b y_t)(y_{t-1} - F_b y_t)'] \\
&= \Pi - F_b \Pi_{10} - \Pi'_{10} F'_b + F_b \Pi F'_b \\
&= \Pi - \Pi_{01} \Pi^{-1} \Pi_{10} \\
&= \Pi - F_b \Pi F'_b.
\end{aligned}$$

An elementary argument shows that F_b has the same eigenvalues of F . Thus F_b is stable iff F is stable. The following results are used below.

Theorem 1. Converse Lyapunov Result. If Π is positive definite and Q is positive semi-definite then any eigenvalue λ of F has $|\lambda| \leq 1$. If Q is positive definite then $|\lambda| < 1$.

Proof. Let v be left eigenvector of F with eigenvalue λ . Then denoting $(v^*)'$ as v^H we find $v^H \Pi v = |\lambda|^2 v^H \Pi v + v^H Q v \Rightarrow (1 - |\lambda|^2) v^H \Pi v = v^H Q v \geq 0 \Rightarrow |\lambda| \leq 1$. Clearly if Q is positive definite we get $|\lambda| < 1$. \square

Theorem 2. Q_b has full rank iff Q has full rank.

Proof. First note that $Q_b = \Pi Q_c \Pi$ where $Q_c = \Pi^{-1} - F' \Pi^{-1} F$. Then clearly Q_b has full rank iff Q_c has full rank. Suppose for some vector $v \neq 0$, we have $Q_b v = 0$. Then $Q_c \Pi v = 0$. Thus, $\Pi^{-1} \Pi v = F' \Pi^{-1} F \Pi v$, i.e. $v = F' \Pi^{-1} F \Pi v$. Note that we cannot have $F \Pi v = 0$ since then $v = 0$ which is a contradiction.

Now consider that

$$\begin{aligned}
Q \Pi^{-1} &= I - F \Pi F' \Pi^{-1} \\
\Rightarrow Q \Pi^{-1} F \Pi &= F \Pi - F \Pi F' \Pi^{-1} F \Pi \\
\Rightarrow Q \Pi^{-1} F \Pi v &= F \Pi v - F \Pi F' \Pi^{-1} F \Pi v \\
&= F \Pi v - F \Pi v = 0,
\end{aligned}$$

which is a contradiction and proves ‘if’; then ‘only if’ follows by running the argument in reverse. \square

3 Stable Estimators for full-rank VAR(1)

Here we review earlier work of [20] [25] [24] and develop a new result on the full-rank case. Given data $y_t, t = 0, \dots, T$ set $Y_0 = [y_0 \ \dots \ y_{T-1}]$ and $Y_1 = [y_1 \ \dots \ y_T]$, and define the sample covariances $S_{ij} = \frac{1}{T} Y_i Y_j'$, $i, j \in \{0, 1\}$. We also introduce the forwards and backwards residual mean squared errors

$$\begin{aligned}
S_{w,f}(F) &= \frac{1}{T} (Y_1 - F Y_0)(Y_1 - F Y_0)' \\
&= S_{11} - F S_{01} - S_{10} F' + F S_{00} F' \\
S_{w,b}(F) &= \frac{1}{T} (Y_0 - F_b Y_1)(Y_0 - F_b Y_1)' \\
&= S_{00} - F_b S_{10} - S_{01} F'_b + F_b S_{11} F'_b,
\end{aligned}$$

where $F_b = PF'P^{-1}$, where P is a consistent estimator of Π to be chosen. Here F is no longer the true value. The least squares estimator $\hat{F}_{LS} = S_{10}S_{00}^{-1}$ minimises $\text{tr}(S_{w,f})$, but it is NOT guaranteed to be stable.

Continuing, [20] [25] considered the minimizer of the sum of weighted forwards and backwards sample mean squared errors

$$J(F; P) = \text{tr}\{P^{-1}(S_{w,f} + S_{w,b})\}.$$

This yields the following remarkable result.

Theorem 3A. [20, 24, 25]. For any positive definite P , the minimizer of $J(F; P)$ is \hat{F} , which obeys the Sylvester equation below and is stable

$$\hat{F}S_{00}P^{-1} + S_{11}P^{-1}\hat{F} = 2S_{10}P^{-1}.$$

Remarks.

- (a) This result is not explicitly stated in [25] but is rather a special case of his results. Further the argument in [25] is very hard to follow. Partly for that reason, in [24] we gave a simple direct proof. Note that Theorem 4B below has nearly the same proof.
- (b) The result only holds with the weighting matrix P used to define F_b , not for other weighting matrices.
- (c) Using vec algebra we can get a closed-form solution.

We now have the further remarkable closed-form result.

Theorem 3B. Set $P = S_{11}$. Then the stable estimator

$$\hat{F} = \hat{F}_{11} = 2S_{10}(S_{00} + S_{11})^{-1}.$$

Proof. Follows from Theorem 3A by setting $P = S_{11}$.

Remarks.

- (d) Below we find that the choice $P = S_{11}$ enables our new results.
- (e) Note that consistency and asymptotic efficiency have been established for \hat{F}_{LS} in [13]. One can then show the same for \hat{F} . We omit details, concentrating here on the reduced rank case.

4 Stable Reduced Rank VAR(1) Estimation

We now consider the case where F has rank $m < n$. Then we can factor $F = A_{n \times m}B_{m \times n}$. We then have the following result.

Theorem 4A. Reduced Rank Least Squares. [23, Section 2.3]. The reduced rank least squares $\min_{\text{rank}(F)=m} J_{LS} : J_{LS} = \text{tr}(S_{11}^{-1}S_{w,f})$, has solution $\hat{F}_{RLS} = S_{11}^{\frac{1}{2}}\hat{V}_{*,m}\hat{V}'_{*,m}S_{11}^{-\frac{1}{2}}\hat{F}_{LS}$ where $\hat{V}_{*,m} = [\hat{v}_{*,1} \ \cdots \ \hat{v}_{*,m}]$ and $\hat{v}_{*,r}$'s are the

‘top’ m eigenvectors of $\hat{R}_* = S_{11}^{-\frac{1}{2}} S_{10} S_{00}^{-1} S_{01} S_{11}^{-\frac{1}{2}}$. The noise covariance estimator is $\hat{Q}_{RLS} = S_{11}^{\frac{1}{2}} (I - \hat{V}_{*,m} \hat{D}_{*,m}^2 \hat{V}'_{*,m}) S_{11}^{\frac{1}{2}}$ where $\hat{D}_{*,m}^2 = \text{diag}(\hat{\lambda}_{*,k})$ contains the top m eigenvalues of \hat{R}_* .

Remarks.

- (f) \hat{F}_{RLS} is not guaranteed to be stable.
- (g) We note for future reference that \hat{R}_* has the same eigenvalues as $\hat{L}_* = S_{10} S_{00}^{-1} S_{01} S_{11}^{-1}$.
- (h) We can re-express the results in terms of the SVD of $\hat{G}_* = S_{11}^{-\frac{1}{2}} S_{10} S_{00}^{-\frac{1}{2}} = \hat{V}_* \hat{D}_* \hat{U}'_*$ since $\hat{R}_* = \hat{G}_* \hat{G}'_*$. It follows from the Bienenme-Cauchy-Schwarz inequality that the singular values of \hat{G}_* are less than 1, w.p.1. Thus, \hat{Q}_{RLS} is positive definite w.p.1.
- (i) In [23], a different formula for \hat{Q}_{RLS} is given but it is straightforward to show it equals the one given here.

We would now like to set up a FB version of this problem. But it turns out that for general P there is no simple solution. Fortunately, if we choose $P = S_{11}$ we can find a simple guaranteed stable estimator.

Theorem 4B. Stable Reduced Rank Estimator. The solution to $\min_{\text{rank}(F)=m} J(F; S_{11})$ is given by $\hat{F}_R = S_{11}^{\frac{1}{2}} \hat{V}_m \hat{V}'_m S_{11}^{-\frac{1}{2}} \hat{F}_{11}$ where $\hat{V}_m = [\hat{v}_1 \ \cdots \ \hat{v}_m]$ and \hat{v}_r ’s are the ‘top’ m eigenvectors (corresponding to the top m eigenvalues in $\hat{D}_m = \text{diag}(\hat{\lambda}_k)$) of $\hat{R} = 2S_{11}^{-\frac{1}{2}} S_{10} (S_{00} + S_{11})^{-1} S_{01} S_{11}^{-\frac{1}{2}}$. Further \hat{F}_R is stable.

Proof. See the appendix.

5 Asymptotic Analysis

Here we show the consistency and central limit theorem (CLT) for \hat{F}_R by reducing them to results for \hat{F}_{RLS} . For asymptotic results, we need stronger assumptions. There are a wide range of possibilities, but to keep things simple, while still retaining reasonable generality we use:

Assumption A1. w_t in (2.1) are iid with finite fourth moments, and Q is positive definite.

Assumption A2. F has rank m and the non zero eigenvalues of F are distinct.

This enables the following result for \hat{F}_{RLS} (where F is again the true value).

Theorem 5A. Assuming $m = \text{rank}(F)$ is known :

- (i) Under A1: $S_{00} \xrightarrow{p} \Pi$ and $S_{11} \xrightarrow{p} \Pi$.
 - (ii) Under A1: $\hat{F}_{LS} \xrightarrow{p} F \equiv S_{10} \xrightarrow{p} F\Pi$.
- Under A1, A2: $R_F = \Pi^{-\frac{1}{2}} F \Pi^{\frac{1}{2}}$ has rank m and:

- (iii) $\hat{V}_{*,m} \xrightarrow{p} V_m$ the eigenvectors of $R_F R'_F$.
- $\hat{U}_{*,m} \xrightarrow{p} U_m$ the eigenvectors of $R'_F R_F$.
- $\hat{\lambda}_k \xrightarrow{p} \lambda_k$ and $\hat{\lambda}_{*,k} \xrightarrow{p} \lambda_k$ the k^{th} largest eigenvalue of $R_F R'_F$.

$$(iv) \hat{G}_* \xrightarrow{P} R_F = \Pi^{-\frac{1}{2}} F \Pi^{\frac{1}{2}}.$$

$$(v) \hat{F}_{RLS} \xrightarrow{P} F = AB.$$

$$(vi) \sqrt{T} \text{vec}(\hat{F}'_{RLS} - F') \Rightarrow Z \sim N(0, \Sigma) \text{ where}$$

$$\Sigma = MWM' \text{ with } M = [(I \otimes B'), (A \otimes I)], A = Q^{\frac{1}{2}} V_m, B = V'_m Q^{-\frac{1}{2}} F,$$

$$\text{and } W \text{ (which is complicated) is given in [23, (2.36)].}$$

Proof. (i),(ii) can be found in [9, Chapter 11]. (v),(vi) are from [23, Theorem 2.4 and Section 5.2]. For (iii) first note that from (i),(ii) $\hat{L}_* \xrightarrow{P} L = F\Pi F'\Pi^{-1}$ which has the same eigenvalues as $R = R_F R'_F$. The second part follows in the same way. Next, since distinct eigenvalues and eigenvectors are continuous functions of the underlying matrix entries [14] then¹ $\hat{V}_{*,m} \xrightarrow{P} V_m$, containing the ‘top’ eigenvectors of R . Further, the eigenvalues converge in probability as stated. (iv) now follows from (iii). \square

To continue for \hat{F}_R asymptotics, we need some lemmas.

Lemma 5B. Let $\Gamma_t = E[y_t y'_t]$. Then $\|\Gamma_t - \Pi\|_2 \leq c[\rho(F)]^{2t}$ for some constant c .

Proof. Taking variances in (2.1) gives $\Gamma_t = F\Gamma_{t-1}F' + Q$. Subtracting the Π equation from this gives $\Gamma_t - \Pi = F(\Gamma_{t-1} - \Pi)F'$. Iterating this gives $\Gamma_t - \Pi = F^t D (F')^t$ where $D = \Gamma_0 - \Pi$. Now recall Gelfand’s theorem [10]: $\|F^t\|^{1/t} \rightarrow \rho(F)$, so that $\limsup_t \|(\Gamma_t - \Pi)/[\rho(F)]^{2t}\|^{1/t} \leq c$. \square

The result follows from this.

Lemma 5C. Under A1: $\sqrt{T}\|S_{11} - S_{00}\| \xrightarrow{P} 0$.

Proof. We have

$$\begin{aligned} S_{11} - S_{00} &= \frac{1}{T}[y_T y'_T - y_0 y'_0] \\ \Rightarrow \|S_{11} - S_{00}\|^2 &\leq \frac{2}{T}(\|y_T\|^2 + \|y_0\|^2) \\ \Rightarrow \sqrt{T} E \|S_{11} - S_{00}\|^2 &\leq \frac{2}{\sqrt{T}}[\text{tr}(\Gamma_T) + \text{tr}(\Gamma_1)]. \end{aligned}$$

The second term converges to 0 while the first term converges to 0 from Lemma 5B. The result then follows. \square

Lemma 5D. Under A1, A2: $\sqrt{T}\|\hat{F}_{LS} - \hat{F}_{11}\| \xrightarrow{P} 0$.

Proof. We have

$$\begin{aligned} &\sqrt{T}(\hat{F}_{LS} - \hat{F}_{11}) \\ &= \sqrt{T}(S_{10}S_{00}^{-1} - 2S_{10}(S_{00} + S_{11})^{-1}) \\ &= \sqrt{T}2S_{10}[(2S_{00})^{-1} - (S_{11} + S_{00})^{-1}] \\ &= \sqrt{T}S_{10}S_{00}^{-1}[S_{00} + S_{11} - 2S_{00}](S_{00} + S_{11})^{-1} \\ &= \hat{F}_{LS}[\sqrt{T}(S_{11} - S_{00})](S_{11} + S_{00})^{-1}. \end{aligned}$$

Now from Theorem 5A and Lemma 5C each term converges in probability, so the product also converges. But $\sqrt{T}(S_{11} - S_{00}) \xrightarrow{P} 0$ yielding the result. \square

Theorem 5E. Under A1, A2,

$$(i) \hat{F}_R \xrightarrow{P} F.$$

¹If $\xi_T \xrightarrow{P} \xi$ and f is continuous then $f(\xi_T) \xrightarrow{P} f(\xi)$.

- (ii) $\sqrt{T}(\hat{F}_{RLS} - \hat{F}_R) \xrightarrow{p} 0$.
- (iii) $\sqrt{T} \text{vec}(F'_R - F') \Rightarrow Z \sim N(0, \Sigma)$.

Proof. (i) follows from (ii) and Theorem 5A(v). (iii) follows from (ii) and Theorem 5A(vi). (ii) is proved in the appendix. \square

6 Simulations

We now show simulations to illustrate our stable estimator \hat{F}_R . Since there is no existing algorithm that guarantees a stable RR-VAR(1) estimator, we compare our estimator with the standard, reduced-rank, least square estimator \hat{F}_{RLS} . We call our method the FB method and the latter the LS method. We expect that the LS method will generate unstable estimates while FB does not, and also that LS and FB will have similar computational complexity given their formulae.

We run two sets of simulations:

- Low dimensional state $n = 6$.
- High dimensional state, up to $n > 3000$.

The latter study represents increasingly common practical examples.

6.1 Simulation Design

Firstly, we specify $F = \begin{bmatrix} F_0 & 0 \\ 0 & 0_{3 \times 3} \end{bmatrix} \otimes I_p$, where I_p is the p -dimensional identity matrix with p to be chosen and $F_0 = \begin{bmatrix} 0.99 & -0.1 & 0 \\ 0.1 & 0.99 & 0 \\ 0 & 0 & 0.95 \end{bmatrix}$. So, there are $3p$ zero eigenvalues and $3p$ non-zero eigenvalues repeating at $0.99 \pm j0.1$ and 0.95 , very close to the unit circle. This is a typical case when a stability-guaranteed algorithm is needed. This is a similar setup as in [11].

Secondly, we let the length T of the time series be a multiple of model order n , so that the computational complexity for both LS and FB is $O(n^3)$ (assuming a standard matrix multiplication method). Also, note that in the one-dimensional case, the precision $\frac{|\hat{F}_{LS} - F|}{|F|}$ decays at a rate of \sqrt{T} . Thus, we consider $T/n = l^2 \Rightarrow T = l^2 n$. The values of l are best determined by system time constants. However, here we take a trial-and-error method and let $T/n = 2^2, 6^2, 10^2 \Rightarrow T = 4n, 36n, 100n$.

Thirdly, we choose $p = 2^k \Rightarrow n = 6 \times 2^k$, so the logarithm of the computational time is proportional to k .

Throughout this section, we assume the true model order m is known, and we take the noise covariance $Q = I_n$.

6.2 Low Dimensional Simulations

We let $k = 0 \Rightarrow p = 1 \Rightarrow n = 6$, and the rank $m = 3$. We consider 3 time series lengths $T/n = 2^2, 6^2, 10^2 \Rightarrow T = 24, 216, 600$. We simulate $N = 1000$ realizations for each T and get the estimates \hat{F}_R and \hat{F}_{RLS} .

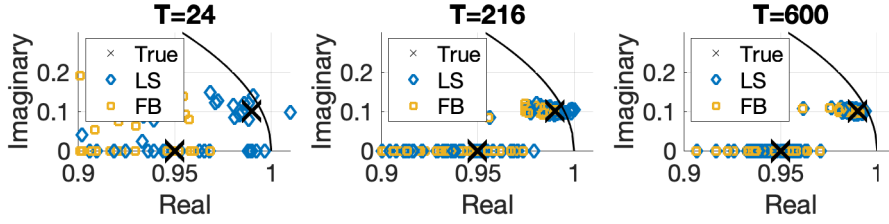


Figure 1: Pole locations of the first 50 repeats.

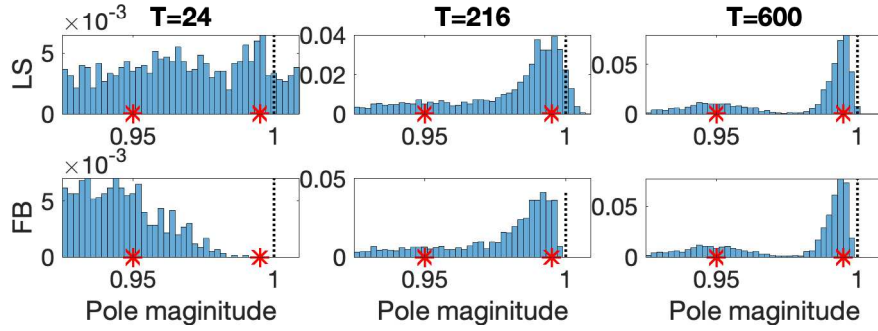


Figure 2: Pole magnitude histograms of the 1000 repeats: * are the true poles. Unstable poles for LS for each T : 25.9%, 6.9%, 0.2%.

We first plot the estimated pole locations in Fig. 1. We only plot the first 50 estimates due to crowdedness. It is sufficient to plot the poles with zero or positive imaginary parts. Fig. 1 gives a rough impression of the pole distributions. It is observed that as T increases, the poles of the estimates from both algorithms cluster closer around the true poles. However, the LS estimates have poles outside the unit circle while all poles of our FB estimates are inside the unit circle.

We further plot the histogram of pole magnitudes from the 1000 repeats in Fig. 2. The same conclusions can be drawn as from Fig. 1. At $T = 600$, both histograms have peaks at the true pole magnitudes, indicating good performance. However, we detect 25.9%, 6.9%, 0.2% unstable LS estimates for $T = 24, 216, 600$, respectively, while our FB method always guarantees stability.

We introduce the relative estimation error (which are plotted as percentages) $e_{RLS} = \frac{\|\hat{F}_{RLS} - F\|}{\|F\|}$, and prediction error $\epsilon_{RLS} = \frac{\|Y_1 - \hat{F}_{RLS}Y_0\| - \|Y_1 - \hat{F}_{LS}Y_0\|}{\|Y_1 - \hat{F}_{LS}Y_0\|}$, and define analogously e_{RFB}, ϵ_{RFB} for \hat{F}_R . Note that the full-rank \hat{F}_{LS} minimizes the Frobenius prediction error, so $\epsilon_{RFB}, \epsilon_{RLS} > 0$. We plot the error histograms in Fig. 3. It is observed that that FB method has competitive performance against LS even in small sample cases, whilst guaranteeing stability.

We have also compared the full-rank estimators \hat{F}_{LS} and \hat{F}_{11} . Space limit

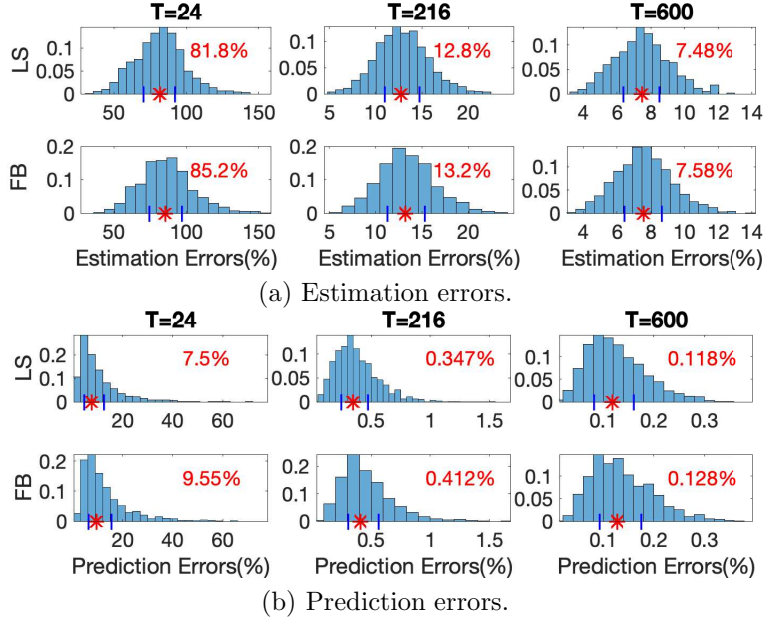


Figure 3: Histograms of estimation errors e_{RLS}, e_{RFB} and prediction errors $\epsilon_{RLS}, \epsilon_{RFB}$: the red ‘*’ marks and the numbers at the right upper corners are the medians and the blue ‘|’ marks are the upper and lower quantiles.

precludes additional figures but we observe that \hat{F}_{LS} (resp. \hat{F}_{11}) has worse estimation errors for large T compared to the RR estimators with the medians 75.7%, 17.6%, 10.4% (resp. 79.4%, 17.9%, 10.5%), for $T = 24, 216, 600$, respectively. But they have better prediction errors since \hat{F}_{LS} minimizes such error and for \hat{F}_{11} the medians are 1.7%, 0.043%, 0.0047% for $T = 24, 216, 600$, respectively. We refer the readers to simulations in [24] for comparisons of existing full-rank stable estimators.

6.3 High Dimensional Simulations

While most stability-guaranteed algorithms are computationally intensive (again, these are for full-rank VAR(1)), and scale badly to high dimensional data, the FB method is not and has the same computational complexity as the LS. We demonstrate this feature here. We also compare the estimation and prediction errors.

We consider $k = 1, 2, \dots, 9$, so that $n = 12, \dots, 3072$. We take the time series lengths $T = 36n$ and $T = 100n$ and simulate $N = 50$ realizations for each n . We expect that the computational times t_{comp} for LS and FB be similar and that $\log t_{comp}$ be linear with $\log n$.

We plot the computational times against the model order n in Fig. 4 in log

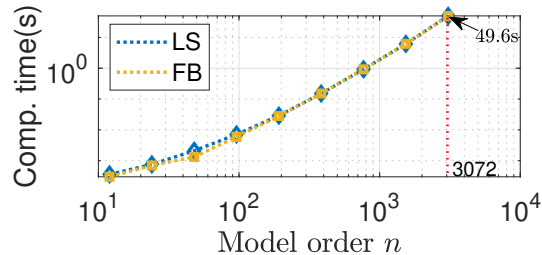


Figure 4: Computational times t_{comp} in log scale: t_{comp} for LS and FB are almost identical and $\log(t_{comp})$ is almost linear with $\log n$. The average computational time is about 49.6s for model order $n = 3072$.

scale. We only plot the case of $T = 100n$ because the plots of $T = 36n$ are very similar. It is easily observed that FB is as efficient as LS. For the largest model order $n = 3072$, the average computational time is only about 49.6s. To the best of our knowledge, there exists no (full-rank) stability-guaranteed algorithm that can handle such a high model order with achievable computational resources, including time and memory.

For the estimation accuracy, we compare the estimation errors e_{RLS}, e_{RFB} and the prediction errors $\epsilon_{RLS}, \epsilon_{RFB}$ with $T = 36n$ and $T = 100n$. Results are plotted against $k = 5, \dots, 9$ (so the model orders are $n = 192, \dots, 3072$) in box plots in Fig. 5 and Fig. 6. It is interesting to observe that, first, LS and FB still have very similar errors in the higher-order cases, and second, the error medians converge to constants as n grows with T being a multiple of n .

6.4 Simulations Summary

We conclude that our FB estimator guarantees stability, has low computational complexity, and has competitive accuracy for both short and long length time series, and for both low and high model orders.

7 Conclusions

In this paper, we developed, for the first time, a simple, closed-form, stability-guaranteed estimator for the reduced-rank VAR(1). It is based on a forwards-backwards least squares criterion. We also gave an asymptotic analysis showing that the new estimator is consistent and asymptotically efficient. Finally, we showed simulations demonstrating the competitive accuracy and computational efficiency of the new stable estimator.

In the future, we will develop a rank selection criterion for medium and large sample sizes.

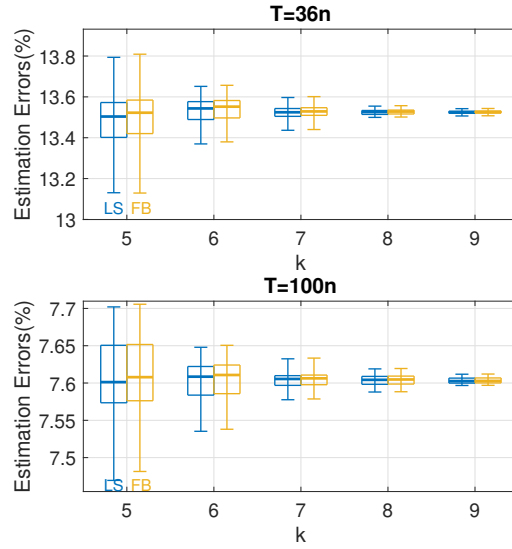


Figure 5: Box plots of estimation errors e_{RLS}, e_{RFB} plotted against $k = \log_2(n/6)$: The errors of both estimators distribute very similarly and their medians converge to constants as the order n grows with T being a multiple of n .

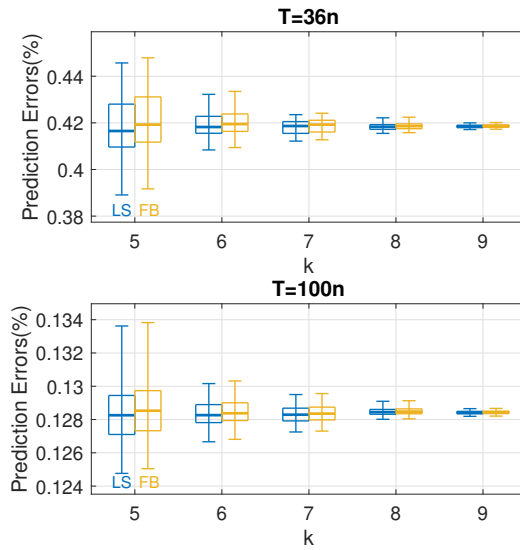


Figure 6: Box plots of prediction errors $\epsilon_{RLS}, \epsilon_{RFB}$ plotted against $k = \log_2(n/6)$: the observation is analogous to that of Fig. 6.

8 Appendix: Proofs

We use the following reduced-rank least squares lemma.

Lemma R. [23][Theorem 2.2]

$$\begin{aligned}\hat{C} &= \arg \min_{C_{n \times n}: \text{rank}(C)=m} \text{tr}\{(Z - CX)'P^{-1}(Z - CX)\} \\ &= P^{\frac{1}{2}} \hat{V}_m \hat{V}_m' P^{-\frac{1}{2}} Z X' (X X')^{-1},\end{aligned}$$

where $\hat{V}_m = [\hat{v}_1, \dots, \hat{v}_m]$ with \hat{v}_r the eigenvector corresponding to the r -th largest eigenvalue of the matrix $\hat{R} = P^{-\frac{1}{2}} Z X' (X X')^{-1} X Z' P^{-\frac{1}{2}}$.

Proof of Theorem 4B.

We show that $J(F; S_{11})$ has the form specified in Lemma R. First, reorganize $J(F; P)$ to get $J(F; P) = \text{tr}\{P^{-1}(S_{w,f} + S_{w,b})\} = \text{tr}\{P^{-1}(-4S_{10}F' + FS_{00}F' + FPF'P^{-1}S_{11})\}$, where we dropped a constant term not dependent on F . Now, set $P = S_{11}$ to get

$$\begin{aligned}J(F; S_{11}) &= \text{tr}\{S_{11}^{-1}(-4S_{10}F' + F(S_{00} + S_{11})F')\} \\ &= \|S_{11}^{-\frac{1}{2}}(2S_{10}(S_{00} + S_{11})^{-\frac{1}{2}} - F(S_{00} + S_{11})^{\frac{1}{2}})\|^2,\end{aligned}$$

where again we dropped a constant term not dependent on F . Now apply Lemma R to get the first quoted result.

We now prove that $Q_* = S_{11}^{-1} - \hat{F}'_R S_{11}^{-1} \hat{F}_R$ is positive definite. Then Lyapunov's theorem gives that \hat{F}_R is stable. We have

$$\begin{aligned}Q_* &= (S_{11}^{-1} - \hat{F}'_{11} S_{11}^{-1} \hat{F}_{11}) + (\hat{F}'_{11} S_{11}^{-1} \hat{F}_{11} - \hat{F}'_R S_{11}^{-1} \hat{F}_R) \\ &= S_{11}^{-1} U_b S_{11}^{-1} + (\hat{F}'_{11} S_{11}^{-1} \hat{F}_{11} - \hat{F}'_R S_{11}^{-1} \hat{F}_R),\end{aligned}$$

where $U_b = S_{11} - \hat{F}_b S_{11} \hat{F}'_b$, and $\hat{F}_b = S_{11} \hat{F}'_{11} S_{11}^{-1}$. For the second term we have $\hat{F}'_{11} S_{11}^{-1} \hat{F}_{11} - \hat{F}'_R S_{11}^{-1} \hat{F}_R = \hat{F}'_{11} S_{11}^{-\frac{1}{2}} (I - \hat{V}_m \hat{V}'_m) S_{11}^{-\frac{1}{2}} \hat{F}_{11} \geq 0$. For the first term, we have

$$\begin{aligned}2S_{10} &= \hat{F}'_{11} S_{00} + \hat{F}'_{11} S_{11} \\ \Rightarrow 2S_{01} &= S_{00} \hat{F}'_{11} + S_{11} \hat{F}'_{11} \\ \Rightarrow 2S_{01} &= S_{00} S_{11}^{-1} \hat{F}_b S_{11} + \hat{F}_b S_{11} \\ \Rightarrow -S_{00} S_{11}^{-1} \hat{F}_b S_{11} \hat{F}'_b &= -2S_{01} \hat{F}'_b + \hat{F}_b S_{11} \hat{F}'_b \\ \Rightarrow -\Phi U_b &= S_{00} - 2S_{01} \hat{F}'_b + \hat{F}_b S_{11} \hat{F}'_b,\end{aligned}$$

where $\Phi = -S_{00} S_{11}^{-1}$. Now take the transpose and add the two equations together to get $-\Phi U_b + U_b (-\Phi)' = 2[S_{00} - S_{01} \hat{F}'_b - \hat{F}_b S_{10} + \hat{F}_b S_{11} \hat{F}'_b] = \frac{2}{T}(Y_0 - \hat{F}_b Y_1)(Y_0 - \hat{F}_b Y_1)' = 2\hat{S}_{w,b}$, which we show below is positive definite. But note that this is a continuous time Lyapunov equation where Φ is a stability matrix - it has the same eigenvalues as $-S_{00}^{\frac{1}{2}} S_{11}^{-1} S_{00}^{\frac{1}{2}}$ which is negative definite with,

therefore, negative real eigenvalues. Thus U_b must be positive definite and the result is established.

To see that $\hat{S}_{w,b}$ is positive definite first note that from A1 and Theorem 2, Q_b is positive definite. Now the backward least squares estimator $\hat{F}_{b,LS} = S_{01}S_{11}^{-1}$ minimises $S_{w,b}(F)$. Then for any F , completion of squares gives $S_{w,b}(F) = \hat{Q}_{b,LS} + (\hat{F}_{b,LS} - F)S_{11}(\hat{F}_{b,LS} - F)'$, where $\hat{Q}_{b,LS} = S_{w,b}(\hat{F}_{b,LS})$. Set $F = 0$ to get $\hat{Q}_{b,LS} = S_{00} - S_{01}S_{11}^{-1}S_{10}$ which converges in probability to Q_b . Now since Q_b is full rank and the eigenvalues of $\hat{Q}_{b,LS}$ are continuous functions of the entries in $\hat{Q}_{b,LS}$ they cannot accumulate mass at 0, i.e. the smallest eigenvalue of $\hat{Q}_{b,LS}$ is 0 with zero probability. So $\hat{Q}_{b,LS}$ is positive definite w.p.1. But setting $F = \hat{F}_b$ above, we see that $\hat{S}_{w,b} \geq \hat{Q}_{b,LS}$ and so is positive definite w.p.1.

Proof of Theorem 5E(ii).

We have

$$\begin{aligned} \sqrt{T}(\hat{F}_{RLS} - \hat{F}_R) &= \sqrt{T}S_{11}^{\frac{1}{2}}(\hat{V}_{*,m}\hat{V}'_{*,m}S_{11}^{-\frac{1}{2}}\hat{F}_{LS} - \hat{V}_m\hat{V}'_mS_{11}^{-\frac{1}{2}}\hat{F}_{11}) \\ &= S_{11}^{\frac{1}{2}}\hat{V}_{*,m}\hat{V}'_{*,m}S_{11}^{-\frac{1}{2}}(\hat{F}_{LS} - \hat{F}_{11})\sqrt{T} \\ &\quad + S_{11}^{\frac{1}{2}}\sqrt{T}(\hat{V}_{*,m}\hat{V}'_{*,m} - \hat{V}_m\hat{V}'_m)S_{11}^{-\frac{1}{2}}\hat{F}_{11}. \end{aligned}$$

From Theorem 5A, Lemma 5D, and the fact that $\|\hat{V}_{*,m}\hat{V}'_{*,m}\|^2 = m$, we get that the first term converges in probability to 0. For the second term, using Theorem 5A, Theorem 3B we are reduced to showing $\sqrt{T}(\hat{V}_{*,m}\hat{V}'_{*,m} - \hat{V}_m\hat{V}'_m) \xrightarrow{p} 0$. Note that as in the proof of Theorem 5A we deduce that $\hat{V}_m \xrightarrow{p} V_m$.

Next set $\bar{S} = \frac{1}{2}(S_{00} + S_{11})$ and consider that

$$\begin{aligned} &\sqrt{T}(\hat{R} - \hat{R}_*) \\ &= \sqrt{T}S_{11}^{-\frac{1}{2}}S_{10}[\bar{S}^{-1} - S_{00}^{-1}]S'_{10}S_{11}^{-\frac{1}{2}} \\ &= \sqrt{T}S_{11}^{-\frac{1}{2}}S_{10}S_{00}^{-1}(S_{00} - \bar{S})\bar{S}^{-1}S'_{10}S_{11}^{\frac{1}{2}} \\ &= \sqrt{T}S_{11}^{-\frac{1}{2}}S_{10}S_{00}^{-1}\frac{1}{2}(S_{00} - S_{11})\bar{S}^{-1}S'_{10}S_{11}^{-\frac{1}{2}}, \end{aligned}$$

and we find $\sqrt{T}(\hat{R} - \hat{R}_*) \xrightarrow{p} 0$ in view of Theorem 5A and Lemma 5C.

Consider the ' k -th' eigenvector \hat{v}_k and eigenvalue $\hat{\lambda}_k$ of \hat{R} as well as the corresponding $\hat{v}_{*,k}$ and $\hat{\lambda}_{*,k}$ of \hat{R}_* . Return now to $\sqrt{T}(\hat{V}_{*,m}\hat{V}'_{*,m} - \hat{V}_m\hat{V}'_m) \xrightarrow{p} 0$. We rewrite this as $\sum_{k=1}^m \sqrt{T}(\hat{v}_k\hat{v}'_k - \hat{v}_{*,k}\hat{v}'_{*,k}) \xrightarrow{p} 0$ which holds if $\sqrt{T}(\hat{v}_k\hat{v}'_k - \hat{v}_{*,k}\hat{v}'_{*,k}) \xrightarrow{p} 0$ for each k . This has Frobenius norm $\sqrt{T}\sqrt{2[1 - (\hat{v}'_k\hat{v}_{*,k})^2]}$. If we set $\cos(\theta_k) = \hat{v}'_k\hat{v}_{*,k}$ then the norm is $\sqrt{2T}|\sin(\theta_k)|$.

This allows us to apply a special case of a classic result of [7] which is given in [32][the equation below their equation (1)] namely $|\sin(\theta_k)| \leq \frac{1}{\delta_k}\|\hat{R} - \hat{R}_*\|$, where $\hat{\delta}_k = \min(|\hat{\lambda}_{k-1} - \hat{\lambda}_{*,k}|, |\hat{\lambda}_{k+1} - \hat{\lambda}_{*,k}|)$. Since (Theorem 5A) $\hat{\lambda}_l \xrightarrow{p} \lambda_l$, $\hat{\lambda}_{*,l} \xrightarrow{p} \lambda_l$ for all l then $\hat{\delta}_k \xrightarrow{p} \delta_k = \min(|\lambda_{k-1} - \lambda_k|, |\lambda_{k+1} - \lambda_k|)$. However, consider that $\sqrt{T}\|\hat{R} - \hat{R}_*\| = \sqrt{\text{tr}[\sqrt{T}(\hat{R} - \hat{R}_*)\sqrt{T}(\hat{R} - \hat{R}_*)]}$, but each term converges in probability to 0 and so $\sqrt{T}|\sin(\theta_k)| \xrightarrow{p} 0$ and the proof is complete.

References

- [1] D. Bertsekas. *Reinforcement Learning and Optimal Control*. Athena Scientific, 2019.
- [2] B. Boots, GJ. Gordon, & S. Siddiqi. A constraint generation approach to learning stable linear dynamical systems. *NIPS*, 20, 2007.
- [3] JP. Burg. *Maximum Entropy Spectral Analysis*. Stanford University, 1975.
- [4] EY. Chen, RS. Tsay, & R. Chen. Constrained factor models for high-dimensional matrix-variate time series. *Jl. Am. Stat. Assocn.*, 115:775–793, 2020.
- [5] R. Chen, H. Xiao, & D. Yang. Autoregressive models for matrix-valued time series. *Jl. Econom.*, 222:539–560, 2021.
- [6] NLC. Chui & JM. Maciejowski. Realization of stable models with subspace methods. *Automatica*, 32(11):1587–1595, 1996.
- [7] C. Davis & WM. Kahan. The rotation of eigenvectors by a perturbation. *SIAM Jl. Numer. Anal.*, 7:1–46, 1970.
- [8] N. Gillis, M. Karow, & P. Sharma. Approximating the nearest stable discrete-time system. *Linear Algebra and its Applications*, 573:37–53, 2019.
- [9] JD. Hamilton. *Time Series Analysis*. Princeton Univ. Press, Princeton, NJ, 1994.
- [10] RA. Horn & CA. Johnson. *Matrix Analysis*. Cambridge University Press, Cambridge, UK, 2013.
- [11] W. Jongeneel, T. Sutter, & D. Kuhn. Efficient learning of a linear dynamical system with stability guarantees. *IEEE Trans. on Autom. Contr.*, 68(5):2790–2804, 2023.
- [12] T. Kailath. *Linear Estimation*. Prentice Hall, Upper Saddle River, New Jersey, 2000.
- [13] H. Lutkepohl. *Multivariate Time Series Analysis*. Springer, New York, 2005.
- [14] JR. Magnus & H. Neudecker. *Matrix Differential Calculus*. J. Wiley, New York, 1999.
- [15] G. Mallet, G. Gasso, & S. Canu. New methods for the identification of a stable subspace model for dynamical systems. In *IEEE Workshop on Machine Learning for Signal Processing*, pages 432–437, 2008.
- [16] J. Mari, P. Stoica, & T. McKelvey. Vector ARMA estimation: a reliable subspace approach. *IEEE Trans. Sig. Proc.*, 48(7):2092–2104, 2000.

- [17] DN. Miller & RA. de Callafon. Subspace identification with eigenvalue constraints. *Automatica*, 49(8):2468–2473, 2013.
- [18] M. Nikolai, A. Proutiere, A. Rantzer, & S. Tu. From self-tuning regulators to reinforcement learning and back again. In *Proc. IEEE CDC*, pages 3724–3740, 2019.
- [19] V. Noferini & F. Poloni. Nearest Ω -stable matrix via Riemannian optimization. *Numerische Mathematik*, 148(4):817–851, 2021.
- [20] AH. Nuttall. Multivariate linear predictive spectral analysis employing weighted forward and backward averaging: A generalization of Burg’s algorithm. Report, Naval Underwater System Center, London, 1976.
- [21] FX. Orbandexivry, Y. Nesterov, & P. Van Dooren. Nearest stable system using successive convex approximations. *Automatica*, 49(5):1195–1203, 2013.
- [22] B. Recht. A tour of reinforcement learning: The view from continuous control. *Annual Review of Control, Robotics, and Autonomous Systems*, 2:253–279, 2019.
- [23] GC. Reinsel & RP. Velu. *Multivariate Reduced-Rank Regression: Theory and Applications*, volume 136. Springer, 1998.
- [24] X. Rong & V. Solo. State space subspace noise modeling with guaranteed stability. In *Proc. IEEE CDC*, pages 4203–8208, 2023.
- [25] O. Strand. Multichannel complex maximum entropy (autoregressive) spectral analysis. *IEEE Trans. Autom. Contr.*, 22(4):634–640, 1977.
- [26] RS. Sutton & AG. Barto. *Reinforcement Learning: An Introduction*. MIT press, 2018.
- [27] H. Tanaka & T. Katayama. Stochastic subspace identification guaranteeing stability and minimum phase. *IFAC Proceedings Volumes*, 38(1):910–915, 2005.
- [28] J. Umenberger, J. Wågberg, IR. Manchester, & TB. Schön. Maximum likelihood identification of stable linear dynamical systems. *Automatica*, 96:280–292, 2018.
- [29] T. Van Gestel, JAK. Suykens, P. Van Dooren, & B. De Moor. Identification of stable models in subspace identification by using regularization. *IEEE Trans. Autom. Contr.*, 46:1416–1420, 2001.
- [30] P. Van Overschee & B. De Moor. *Subspace Identification for Linear Systems: Theory, Implementation, Applications*. Kluwer, Boston, 1996.

- [31] C. Weikert & MB. Schulze. Evaluating dietary patterns: the role of reduced rank regression. *Current Opinion in Clinical Nutrition and Metabolic Care*, 19(5):341–346, 2016.
- [32] Y. Yu, T. Wang, & R.J. Samworth. A useful variant of the Davis–Kahan theorem for statisticians. *Biometrika*, 102:315–323, 2015.