

Error Bounds for Compositions of Piecewise Affine Approximations[★]

Jonah J. Glunt, Jacob A. Siefert, Andrew F. Thompson,
Herschel C. Pangborn

*Department of Mechanical Engineering
The Pennsylvania State University, University Park, PA 16802 USA
(e-mails: jglunt@psu.edu; jas7031@psu.edu; thompson@psu.edu;
hcpangborn@psu.edu).*

Abstract: Nonlinear expressions are often approximated by piecewise affine (PWA) functions to simplify analysis or reduce computational costs. To reduce computational complexity, multivariate functions can be represented as compositions of functions with one or two inputs, which can be approximated individually. This paper provides efficient methods to generate PWA approximations of nonlinear functions via functional decomposition. The key contributions focus on intelligent placement of breakpoints for PWA approximations without requiring optimization, and on bounding the error of PWA compositions as a function of the error tolerance for each component of that composition. The proposed methods are used to systematically construct a PWA approximation for a complicated function, either to within a desired error tolerance or to a given level of complexity.

Keywords: Hybrid and switched systems modeling, verification of hybrid systems, error quantification

1. INTRODUCTION

Piecewise affine (PWA) approximations are used to reduce computational costs in system identification, nonlinear control, and reachability of nonlinear systems (Bemporad et al., 2000; Asarin et al., 2000, 2003; Roll, 2003; Bemporad et al., 2005; Baier et al., 2007; Lai et al., 2010, 2011; Palmieri et al., 2012). Additionally, neural networks with PWA activation functions have been trained to approximate nonlinear functions (Wang et al., 2008; Gühring et al., 2020). Every continuous multivariate function can be equivalently expressed as the composition and addition of continuous functions of a single variable (Kolmogorov, 1957). The general process of representing a multivariate function using a composition of simpler functions, referred to as *functional decomposition*, has been leveraged extensively (Dijkstra, 1961; Leyffer et al., 2008; Szűcs et al., 2012; Siefert et al., 2023a). Constructing PWA approximations for the functional decomposition avoids the exponential scaling associated with approximating in higher-dimensional spaces directly, though analyzing the propagation of error through functional compositions of PWA approximations is nontrivial.

Several methods to generate PWA approximations solve nonlinear optimization programs to minimize various forms of approximation error, such as least-squares or maximum norm (Dunham, 1986; Magnani and Boyd, 2009; Kozak and Stevek, 2011; Szűcs et al., 2012; Rebennack and Kallrath, 2015; Diop et al., 2023). Ihm and Naylor (1991)

present multiple heuristic solutions as an alternative to optimization programs. In Szűcs et al. (2012), a class of *multivariable separable functions* are shown to be well-suited for PWA approximation, and the authors provide nonlinear programs to approximate unary or binary function within the composition. Alternatively, neural networks can be trained to approximate a nonlinear function, and then a PWA approximation of the activation functions can be applied (Kozak and Stevek, 2011; Gühring et al., 2020). Additionally, Imai and Iri (1986, 1988) present algorithms using graph theory to reduce the complexity of a PWA approximation, given an error tolerance or a desired number of breakpoints. An overview of most of these methods is given in Groot et al. (2013).

Error bounds of PWA approximations for various tilings of input spaces are presented in Pottmann et al. (2000); Kristensen and Rindler (2016). Methods proposed in Zavieh and Rodrigues (2013) analyze the PWA approximation error of convex nonlinear systems. For nonconvex functions, the domain is split at inflection points. There exist methods to bound the error in approximating a nonlinear function with an affine interpolation over a simplex using a Lipschitz constant (Azuma et al., 2010), or other classes of functions such as C^0 , C^1 , and C^2 (Stämpfle, 2000).

Contributions This paper first contributes a method to generate PWA approximations of nonlinear systems that intelligently places breakpoints to achieve a desired error tolerance without requiring optimization. It then focuses on quantifying how error propagates through compositions of piecewise affine approximations of several classes of functions. This enables efficient construction of PWA approximations to a given error tolerance and/or complexity,

[★] This work was supported by the Department of Defense through the National Defense Science & Engineering Graduate (NDSEG) Fellowship Program.

supporting their use for efficient analysis and control of nonlinear systems.

2. NOTATION AND PRELIMINARIES

Matrices are denoted by uppercase letters, e.g., $G \in \mathbb{R}^{n \times m}$, and sets by uppercase calligraphic letters, e.g., $\mathcal{Z} \subset \mathbb{R}^n$. Vectors and scalars are denoted by lowercase letters. The concatenation of two column vectors to a single column vector is denoted by $(g_1, g_2) = [g_1^\top g_2^\top]^\top$. A vector inside of single vertical lines $|g|$ is used to denote an element-wise absolute value, while p-norms are notated with double vertical lines $\|g\|_p$. A function $f(\cdot)$ is said to be \mathcal{C}^n if it is continuous and n -times differentiable over a given domain. Lagrange notation $f'(\cdot)$ denotes the derivative of a real-valued function of one real variable, with Leibniz notation $\frac{\partial f}{\partial y}$ used for scalar functions with multivariable inputs or when the variable of differentiation is not clear from context. Given a function $f: \mathbb{R}^n \rightarrow \mathbb{R}^m$, the graph of the function \mathcal{G}_f is defined as $\mathcal{G}_f = \{(x, y) \mid y = f(x)\}$. A closed interval $\mathcal{I} \subset \mathbb{R}$ is written in shorthand as $[a, b]$ and is defined as $\mathcal{I} = \{x \in \mathbb{R} \mid a \leq x \leq b\}$.

We adopt the following definition from Szűcs et al. (2012): A function $f: \mathbb{R}^n \rightarrow \mathbb{R}$ is *piecewise affine* if and only if

$$f(x) = \begin{cases} a_1^\top x + b_1 & \text{if } x \in \mathcal{R}_1 \\ \vdots & \\ a_N^\top x + b_N & \text{if } x \in \mathcal{R}_N \end{cases}, \quad (1)$$

where $\text{int}(\mathcal{R}_i) \cap \text{int}(\mathcal{R}_j) = \emptyset \forall i \neq j$ and domain $\mathcal{D} = \bigcup_i \mathcal{R}_i$, $i \in \{1, \dots, N\}$. Furthermore, we assume that each \mathcal{R}_i is a convex polytope and refer to the vertices of those polytopes as *breakpoints*.

PWA approximations are closely related to special ordered set (SOS) approximations (Beale and Tomlin, 1969). Specifically, SOS approximations are a special case of PWA approximations where the domain is separated into a collection of simplices and each breakpoint lies on the graph of the function; i.e., if \mathcal{S} is an SOS approximation of function f and has a vertex at $(x, y) \in \mathcal{S}$, then $y = f(x)$. The PWA approximations constructed in this paper need not be SOS approximations except where explicitly stated.

All numerical examples in this paper were implemented in MATLAB on a desktop computer with a 3.0 GHz Intel i7 processor and 16 GB of RAM, using `fmincon` and `GUROBI` (Gurobi Optimization, 2021) when required.

3. PWA APPROXIMATIONS WITH SPECIFIED ERROR TOLERANCE

This section provides methods of constructing PWA approximations of continuous nonlinear functions (\mathcal{C}^0) that map $\mathbb{R} \rightarrow \mathbb{R}$ with a user-defined error tolerance and interval domain. When constructing PWA approximations, the resulting memory complexity, defined by the number of breakpoints, and the computational cost of constructing the PWA approximation must be considered. Two methods are proposed. Similar to techniques in the literature, Method 1 produces PWA approximations with minimal resulting memory complexity but requires nonlinear optimization, which could be computationally expensive to apply (Dunham, 1986; Magnani and Boyd, 2009; Kozak and

Stevk, 2011; Szűcs et al., 2012; Rebennack and Kallrath, 2015; Diop et al., 2023). Alternatively, Method 2 provides better computational efficiency by not requiring this optimization, but may require more breakpoints for the same tolerance and involves more restrictive assumptions.

3.1 Method 1: Optimal Placement of Breakpoints

Method 1, given by Algorithm 1, uses bisection to generate each successive breakpoint such that the specified error tolerance is satisfied. **Lines 1-2** initialize the index k , first breakpoint x_1 , and assign e to the maximum error associated with a domain spanning $[x_1, \bar{x}]$. The evaluation of the maximum error using the function `evalErr`($f(\cdot), [x_1, m]$) is defined in general by

$$\text{evalErr}(f(\cdot), [x_k, m]) = \max_{x \in [x_k, m]} |\bar{f}(x) - f(x)|, \quad (2)$$

where $\bar{f}(x)$ is given by the PWA (secant line) approximation on the domain $[x_k, m]$ as

$$\bar{f}(x) = f(x_k) + \frac{f(m) - f(x_k)}{m - x_k}(x - x_k). \quad (3)$$

Line 3 checks if \bar{x} is the last breakpoint. **Line 4** initializes upper, lower, and cut values for a bisection method. **Line 5** checks if the bisection method has converged. **Lines 6-11** evaluate the maximum error over the region $[x_k, m]$ and re-assign bisection upper, lower, and cut values appropriately. **Line 12** assigns the next breakpoint x_{k+1} to the lower limit ℓ (for tolerance satisfaction), and updates the error for the domain spanning $[x_{k+1}, \bar{x}]$. **Line 13** increments k and assigns x_{k+1} to the upper domain limit \bar{x} .

In general, evaluating (2) requires solving a nonlinear program. Additional properties of the function f , such as whether $f(x)$ is differentiable, convex, or piecewise-defined with differentiable pieces, can significantly reduce the complexity of solving (2).

Algorithm 1 Generate PWA approximation. Given: Continuous unary scalar-valued function $f(\cdot)$, output error tolerance τ , breakpoint tolerance δ_x , input domain $[\underline{x}, \bar{x}]$.

Result: Vector of breakpoints x

```

1:  $k \leftarrow 1, x_1 \leftarrow \underline{x}$ 
2:  $e \leftarrow \text{evalErr}(f(\cdot), [x_1, \bar{x}])$ 
3: while  $e > \tau$  do
4:    $\ell \leftarrow x_k, u \leftarrow \bar{x}, m \leftarrow (\ell + u)/2$ 
5:   while  $u - \ell > \delta_x$  OR  $e > \tau$  do
6:      $e \leftarrow \text{evalErr}(f(\cdot), [x_k, m])$ 
7:     if  $e < \tau$  then  $\ell \leftarrow m$ 
8:     else if  $e > \tau$  then  $u \leftarrow m$ 
9:     else  $\ell \leftarrow m, u \leftarrow m$ 
10:    end if
11:     $m \leftarrow (\ell + u)/2$ 
12:  end while
13:   $x_{k+1} \leftarrow \ell, e \leftarrow \text{evalErr}(f(\cdot), [x_{k+1}, \bar{x}])$ 
14:   $k \leftarrow k + 1, x_{k+1} \leftarrow \bar{x}$ 
15: end while

```

Example 1. Consider the function $y = \sin(x)$ over the domain $x \in [0, 2\pi]$. Figure 1 shows how Algorithm 1 performs a bisection method to generate a PWA approximation with tolerance $\tau = 0.3$.

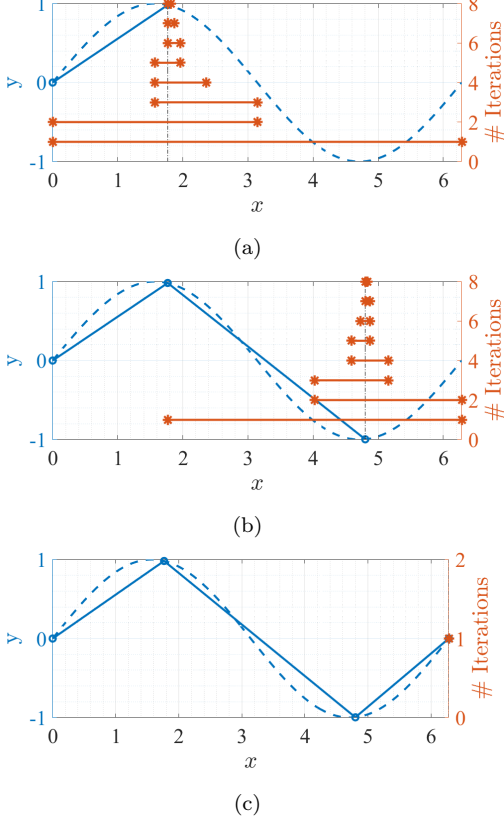


Fig. 1. Construction of PWA approximation of $y = \sin(x)$ using Method 1. (a) Bisection to determine x_2 . (b) Bisection to determine x_3 . (c) The algorithm concludes with a breakpoint at the upper limit of the domain $\bar{x} = 2\pi$, for which the error tolerance is satisfied without requiring iteration.

3.2 Method 2: Algebraic Calculation of Breakpoints

Algorithm 2 assumes that the function $f(\cdot)$ is \mathcal{C}^3 over the domain $[\underline{x}, \bar{x}]$, and a bound on the magnitude of the third derivative over the domain is given by

$$d_3 \geq \max_{x \in [\underline{x}, \bar{x}]} |f'''(x)|. \quad (4)$$

Using these assumptions, Algorithm 2 leverages a *closed-form bound* on the error presented in Theorem 2.

Theorem 2. Given a unary scalar-valued function $f(\cdot)$ that is \mathcal{C}^3 over $x \in [\underline{x}, \bar{x}]$, and a bound on the magnitude of the third derivative over the domain d_3 (4), then

$$\max_{x \in [\underline{x}, \bar{x}]} |\bar{f}(x) - f(x)| \leq \frac{d_3}{8} (\bar{x} - \underline{x})^3 + \frac{d_2}{8} (\bar{x} - \underline{x})^2, \quad (5)$$

where $d_2 = |f''(\underline{x})|$.

Proof. The proof begins with the result in Theorem 4.1 of Stämpfle (2000), modified to match notation herein and specified to $f : \mathbb{R} \rightarrow \mathbb{R}$,

$$\max_{x \in [\underline{x}, \bar{x}]} |\bar{f}(x) - f(x)| \leq \frac{1}{8} \max_{x \in [\underline{x}, \bar{x}]} |f''(x)| (\bar{x} - \underline{x})^2. \quad (6)$$

By the fundamental theorem of calculus and repeated use of the triangle inequality,

$$\begin{aligned} f''(\bar{x}) &= f''(\underline{x}) + \int_{\underline{x}}^{\bar{x}} f'''(t) dt, \\ |f''(\bar{x})| &= \left| f''(\underline{x}) + \int_{\underline{x}}^{\bar{x}} f'''(t) dt \right|, \\ &\leq |f''(\underline{x})| + \int_{\underline{x}}^{\bar{x}} |f'''(t)| dt, \\ &\leq |f''(\underline{x})| + \max_{t \in [\underline{x}, \bar{x}]} |f'''(t)| (\bar{x} - \underline{x}). \end{aligned} \quad (7)$$

Replacing the maximum magnitude of the second derivative in (6) with an upper bound given by (7) yields (5). \square

Algorithm 2 is summarized as follows. **Line 1** initializes index k , first breakpoint x_1 , and magnitude of the second derivative at the current breakpoint. **Line 2** assigns e to the error bound over $[\underline{x}, \bar{x}]$. **Line 3** checks if \bar{x} is the last breakpoint. If not, **lines 4-5** assign the next breakpoint x_{k+1} to the largest real solution of

$$\frac{d_3}{8} (x_{k+1} - x_k)^3 + \frac{d_2}{8} (x_{k+1} - x_k)^2 = \tau, \quad (8)$$

which falls in the domain $[\underline{x}, \bar{x}]$. **Lines 6-9** update e and d_2 associated with the last breakpoint x_{k+1} and increment k . **Line 10** assigns \bar{x} as the final breakpoint.

Remark 3. The variation in breakpoint separation is obtained by updating d_2 , e.g., when d_2 is small, the next x_{k+1} can be further away. This offers improvement in complexity over uniform breakpoint separation.

Algorithm 2 Generate PWA approximation. Given: unary scalar-valued function $f(\cdot)$ that is \mathcal{C}^3 over $x \in [\underline{x}, \bar{x}]$, output error tolerance τ , and a bound on the magnitude of the third derivative $d_3 \geq \max_{x \in [\underline{x}, \bar{x}]} |f'''(x)|$.

Result: Vector of breakpoints x

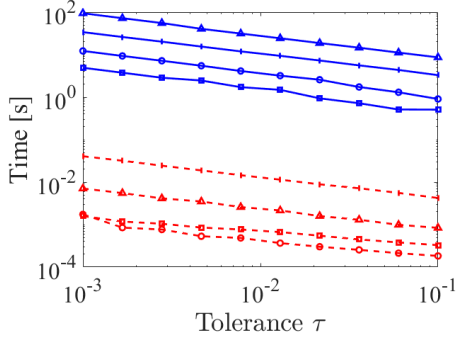
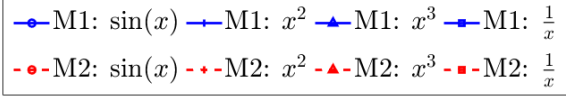
- 1: $k \leftarrow 1, x_1 \leftarrow \underline{x}, d_2 \leftarrow |f''(x_1)|$
 - 2: $e \leftarrow \frac{d_3}{8} (\bar{x} - x_1)^3 + \frac{d_2}{8} (\bar{x} - x_1)^2$
 - 3: **while** $e > \tau$ **do**
 - 4: $\{s_1, s_2, s_3\} \leftarrow \text{roots}(\frac{d_3}{8} (x - x_k)^3 + \frac{d_2}{8} (x - x_k)^2 - \tau)$
 - 5: $x_{k+1} = \max(s)$ s.t. $s \in [\underline{x}, \bar{x}] \cap \{s_1, s_2, s_3\} \cap \mathbb{R}$
 - 6: $d_2 \leftarrow |f''(x_{k+1})|$
 - 7: $e \leftarrow \frac{d_3}{8} (\bar{x} - x_{k+1})^3 + \frac{d_2}{8} (\bar{x} - x_{k+1})^2$
 - 8: $k \leftarrow k + 1$
 - 9: **end while**
 - 10: $x_{k+1} \leftarrow \bar{x}$
-

Figure 2 compares the construction of PWA approximations using Method 1 and Method 2 in terms of computation time and the number of breakpoints for the functions and domains given in Table 1. Method 1 is slower to compute but produces approximations with fewer breakpoints.

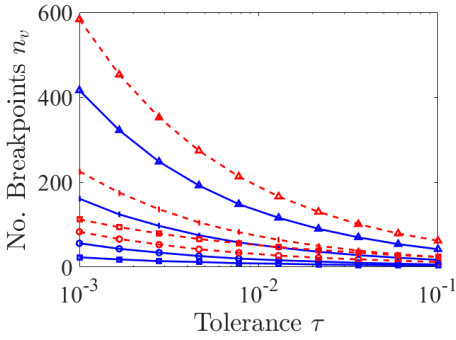
Table 1. Functions and domains used for comparison of Method 1 and Method 2 in Figure 2.

Function	$\sin(x)$	x^2	x^3	$1/x$
Domain	$x \in [0, 2\pi]$	$x \in [-5, 5]$	$x \in [-5, 5]$	$x \in [1, 10]$

Remark 4. Because the number of breakpoints is discrete, as the tolerance is varied the number of breakpoints required to achieve the tolerance will “jump” at critical tolerance values. This is demonstrated in Figure 3, where PWA approximations of $\sin(x)$, $x \in [0, 2\pi]$ were obtained



(a)



(b)

Fig. 2. Comparison of Method 1 and Method 2 for functions and domains given in Table 1. Figure 2(a) and Figure 2(b) show the number of breakpoints and computation time as a function of tolerance, respectively. Method 1 is significantly slower to compute than Method 2, but constructs an approximation to a specified error tolerance using fewer breakpoints.

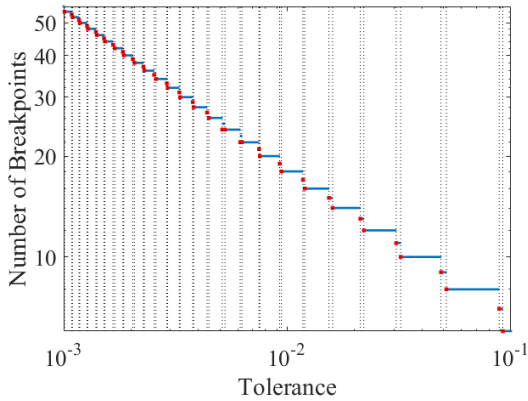


Fig. 3. Number of PWA approximation breakpoints required to meet a specified tolerance for the function $\sin(x)$, $x \in [0, 2\pi]$ using Method 1. Dashed lines indicate where the number of breakpoints “jumps”.

via Method 1 by logarithmically sampling the tolerance space 500 times.

4. ERROR PROPAGATION IN COMPOSITIONS OF PWA APPROXIMATIONS

When approximating complicated functions, it can be beneficial to decompose the function into unary and binary functions, build a PWA approximation for each, and then compose these to approximate the original function (Siefert et al., 2023a). However, in addition to generating these approximations itself, it is also desirable to quantify how approximation error propagates through the composition. We now turn our attention to functional compositions of the form $f(g(x))$, $x \in \mathcal{X} \subseteq \mathbb{R}^{n_x}$, which can be applied iteratively to achieve an arbitrary number of compositions. Specifically, given the PWA approximations $\bar{f}(\cdot) \approx f(\cdot)$ and $\bar{g}(\cdot) \approx g(\cdot)$, we seek to bound the compositional error

$$\max_{x \in \mathcal{X}} |\bar{f}(\bar{g}(x)) - f(g(x))| \leq \varepsilon_{f \circ g}. \quad (9)$$

Existing methods in the literature can be used to bound the error $|f(\cdot) - \bar{f}(\cdot)|$ in terms of the gradient of \bar{f} , however this dependence on the approximation makes it difficult to analyze the sensitivity of the error to the tolerance of the approximation. Furthermore, to the authors’ knowledge, previous work has not addressed how the error tolerances of \bar{f} and \bar{g} propagate through their composition $\bar{f}(\bar{g}(\cdot))$.

We now present four theoretical results, the culmination of which yields an error bound for (9) that only depends on the derivatives of f and g as well as the tolerance of their individual approximations. Theorem 5 is similar to results in Azuma et al. (2010) in that it bounds the approximation error in terms of the gradient of the approximation, however unlike this literature it focuses on quantifying how approximation error propagates through composition. Corollary 7 extends this result to a PWA approximation. Corollaries 8 and 9 then yield an error bound that is only a function of the tolerances of the individual approximations.

Theorem 5. Consider $x \in \mathcal{X} \subseteq \mathbb{R}^{n_x}$, $y \in \mathcal{Y} \subseteq \mathbb{R}^{n_y}$, $z \in \mathcal{Z} \subseteq \mathbb{R}$, function $g(\cdot) : \mathcal{X} \rightarrow \mathcal{Y}$, function $f(\cdot) : \mathcal{Y} \rightarrow \mathcal{Z}$, and the functional composition $f(g(x))$. Assume the following are given: a) an approximation $\bar{g}(x) \approx g(x)$ with a vector of error bounds ε_g such that

$$\max_{x \in \mathcal{X}} |\bar{g}_i(x) - g_i(x)| \leq \varepsilon_{g,i} \quad \forall i \in \{1, \dots, n_y\}, \quad (10)$$

where the subscript i refers to the i -th element of the vectors \bar{g} , g , and ε_g , b) an affine approximation

$$\bar{f}(y) = a^\top y + b \approx f(y) \quad (11)$$

over the domain $y \in \mathcal{Y}$ with error bound $\tau_f \geq 0$ such that

$$\max_{y \in \mathcal{Y}} |\bar{f}(y) - f(y)| \leq \tau_f, \quad (12)$$

and c) a vector of bounds $d_{\bar{f}}$ such that,

$$\left| \frac{\partial \bar{f}}{\partial y} \right| = |a| \leq d_{\bar{f}} \quad (13)$$

An upper bound on the error magnitude of the approximated composition

$$\max_{x \in \mathcal{X}} |\bar{f}(\bar{g}(x)) - f(g(x))| \leq \varepsilon_{f \circ g}, \quad (14)$$

is given by

$$\varepsilon_{f \circ g} = \tau_f + d_{\bar{f}}^\top \varepsilon_g. \quad (15)$$

Table 2. Affine approximations, tolerances, and error bounds for Example 6.

Decomposition	Approximation	τ_f	ε_i
w_2	n/a	0.05	0.05
w_3	$0.771w_2 + 0.0701$	0.0342	0.0728
w_4	$1.170w_3 - 0.2753$	0.0661	0.1512

Proof. By (10), $\forall x \in \mathcal{X}$, $\exists \delta$ such that $|\delta| \leq \varepsilon_g$ and

$$\bar{g}(x) = g(x) + \delta. \quad (16)$$

By construction,

$$|\bar{f}(\bar{g}(x)) - f(g(x))| = |a^\top \bar{g}(x) + b - f(g(x))|, \quad (17)$$

$$= |a^\top (g(x) + \delta) + b - f(g(x))|, \quad (18)$$

$$\leq |\bar{f}(g(x)) - f(g(x))| + |a^\top \delta|, \quad (19)$$

$$\leq \tau_f + |a|^\top |\delta|, \quad (20)$$

$$\leq \tau_f + d_f^\top \varepsilon_g. \quad (21)$$

The first step (17) is achieved by substitution of (11), and the second step by substitution of (16). The triangle inequality and substitution of (10) and (12) yields (21). \square

Example 6. Consider the function

$$f(x) = \left(\sin\left(\frac{1}{x}\right) \right)^2, \quad (22)$$

on the domain $x \in [1, 3]$. The functional decomposition variables w_i and their domains are given by

$$w_1 = x, \quad w_1 \in [1, 3], \quad (23a)$$

$$w_2 = \frac{1}{w_1}, \quad w_2 \in \left[\frac{1}{3}, 1 \right], \quad (23b)$$

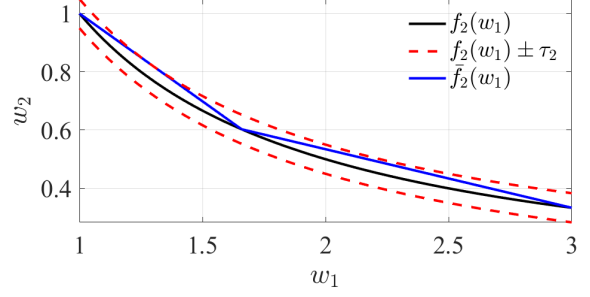
$$w_3 = \sin(w_2), \quad w_3 \in \left[\sin\left(\frac{1}{3}\right), \sin(1) \right], \quad (23c)$$

$$w_4 = w_3^2, \quad w_4 \in \left[\sin^2\left(\frac{1}{3}\right), \sin^2(1) \right]. \quad (23d)$$

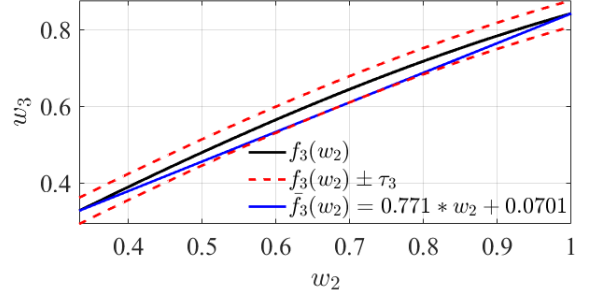
The domains in (23) are calculated using standard interval arithmetic. The PWA approximation of $w_2(w_1)$ is constructed using Method 1 from Section 3. Using the affine approximations and tolerances of $w_3(w_2)$ and $w_4(w_3)$ given in Table 2, Theorem 5 can be used to bound the composed error in approximating $w_4(w_1)$. Figure 4 graphs these functional compositions, their approximations, and their error bounds. As can be seen, using the individual tolerances to calculate ε_4 produces an error bound that contains the approximation and original function. These error bounds are quite conservative, as Theorem 5 is restricted to using only affine approximations in each successive composition.

Theorem 5 bounds the error of composing any approximation \bar{g} into an affine approximation f . Corollary 7 extends this result from an affine approximation of f to a PWA approximation, and Corollary 8 considers the unary case. Although it may seem limiting to require a unary function for Corollary 8, functional decomposition can be used to express any continuous function as the composition and addition of continuous unary functions (Kolmogorov, 1957).

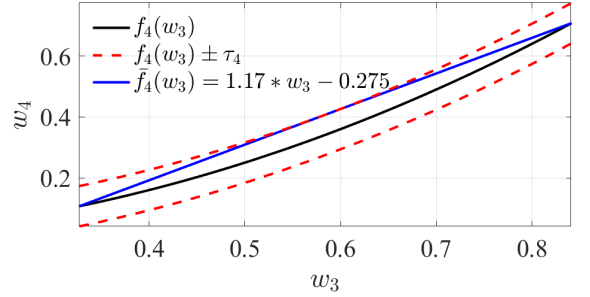
Corollary 7. Consider the assumptions of Theorem 5, however with $\bar{f}(\cdot)$ PWA instead of affine, consisting of N regions with each affine approximation $\bar{f}_j(y) = a_j^\top y + b_j \forall j \in \{1, \dots, N\}$, and τ_f and $d_{\bar{f}}$ such that



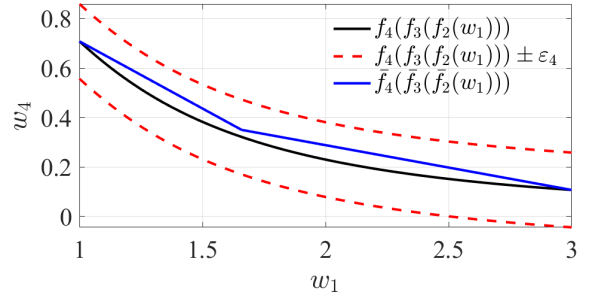
(a)



(b)



(c)



(d)

Fig. 4. Graphs of the decomposed functions and their PWA approximation error bounds from Example 6.

$$\max_{y \in \mathcal{Y}} |\bar{f}(y) - f(y)| \leq \tau_f, \quad \text{and} \quad (24)$$

$$\max_{j \in \{1, \dots, N\}} |a_j| \leq d_{\bar{f}}. \quad (25)$$

An upper bound on the error tolerance of the approximated composition

$$\max_{x \in \mathcal{X}} |\bar{f}(\bar{g}(x)) - f(g(x))| \leq \varepsilon_{f \circ g}, \quad (26)$$

is given by

$$\varepsilon_{f \circ g} = \tau_f + d_{\bar{f}}^\top \varepsilon_g. \quad (27)$$

Proof. τ_f and $d_{\bar{f}}$ are valid bounds for all regions, so the proof repeats that of Theorem 5 for each region, and taking the maximum over the regions maintains inequality. \square

Corollary 8. Consider the assumptions of Theorem 5, however with $f(\cdot)$ unary, i.e., $n_y = 1$. Assume $\exists y_1, y_2 \in \mathcal{Y}$ with $y_1 < y_2$ where $\bar{f}(y_1) = f(y_1)$, such that $\bar{f}(y_2) = f(y_2)$, i.e., \bar{f} is a secant line of f . Then, an upper bound on the error magnitude of the approximated composition

$$\max_{x \in \mathcal{X}} |\bar{f}(\bar{g}(x)) - f(g(x))| \leq \varepsilon_{f \circ g} \quad (28)$$

is given by

$$\varepsilon_{f \circ g} = \tau_f + \max_{y \in \mathcal{Y}} |f'(y)| \varepsilon_g. \quad (29)$$

Proof. Because this is a special case of Theorem 5, it still holds that

$$|\bar{f}(\bar{g}(x)) - f(g(x))| \leq \tau_f + |a| \varepsilon_g. \quad (30)$$

By the mean value theorem, $\exists y^*$ such that $y_1 < y^* < y_2$ and

$$f'(y^*) = \frac{f(y_2) - f(y_1)}{y_2 - y_1} = a. \quad (31)$$

Substituting into (30) yields

$$|\bar{f}(\bar{g}(x)) - f(g(x))| \leq \tau_f + |f'(y^*)| \varepsilon_g \quad (32)$$

$$\leq \tau_f + \max_{y \in \mathcal{Y}} |f'(y)| \varepsilon_g. \quad \square \quad (33)$$

Equation (29) gives an error bound that is not dependent on the gradient of the approximation but only on the original function and the error of input approximations. Corollaries 7 and 8 combined yield an error bound for composed PWA approximations of unary functions.

Corollary 9. Consider the assumptions of Theorem 5, however with $f(\cdot)$ unary and $\bar{f}(\cdot)$ PWA instead of affine with the following properties: a) \bar{f} consists of N regions where the j -th region has interval domain \mathcal{Y}_j with associated affine approximation denoted $\bar{f}_j(y) = a_j y + b_j \forall j \in \{1, \dots, N\}$, b) τ_f and $d_{\bar{f}}$ such that (24) and (25) hold, and c) $\forall j \in \{1, \dots, N\} \exists y_{1,j}, y_{2,j} \in \mathcal{Y}_j$ where $y_{1,j} < y_{2,j}$ such that $\bar{f}(y_{1,j}) = f(y_{1,j})$, $\bar{f}(y_{2,j}) = f(y_{2,j})$. Note that this condition holds when \bar{f} is an SOS approximation of f . Then, an upper bound on the error magnitude of the approximated composition over all of the regions

$$\max_{x \in \mathcal{X}} |\bar{f}(\bar{g}(x)) - f(g(x))| \leq \varepsilon_{f \circ g} \quad (34)$$

is given by

$$\varepsilon_{f \circ g} = \tau_f + \max_{y \in \bigcup_j \mathcal{Y}_j} |f'(y)| \varepsilon_g. \quad (35)$$

Proof. From Corollary 7, it holds that

$$\max_{x \in \mathcal{X}} |\bar{f}(\bar{g}(x)) - f(g(x))| \leq \tau_f + d_{\bar{f}} \varepsilon_g. \quad (36)$$

By the mean value theorem, $\forall j = \{1, \dots, N\} \exists y_j^*$ where $y_{1,j} < y_j^* < y_{2,j}$, such that

$$f'(y_j^*) = \frac{f(y_{2,j}) - f(y_{1,j})}{y_{2,j} - y_{1,j}} = a_j. \quad (37)$$

Substituting into (36) and using the fact that

$$\max_{j \in \{1, \dots, n_p\}} |f'(y_j^*)| \leq \max_{y \in \bigcup_j \mathcal{Y}_j} |f'(y)| \quad (38)$$

yields the desired result in (34). \square

Table 3. Tolerances and propagated error bounds for the functional decomposition in Example 10.

Observable	τ_f	$\bar{\varepsilon}_i$	ε_i
w_2	0.01	0.01	0.01
w_3	0.01	0.0186	0.0194
w_4	0.01	0.0391	0.0427

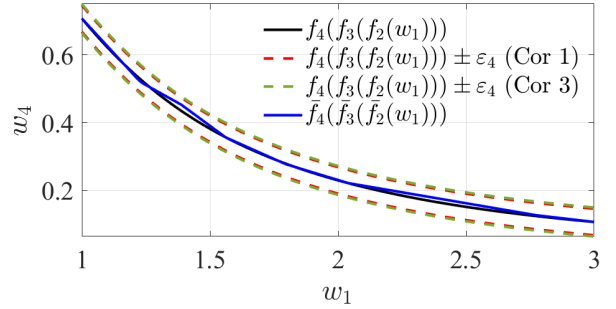


Fig. 5. Using Corollary 9 yields a more conservative (less tight) error bound than Corollary 7, but with the benefit of only depending on the original functions.

Corollary 9 can be applied to yield an error bound for iteratively composed function approximations. For example, given the scalar function composition $f(g(h(x)))$, the approximation error bound is found to be

$$\varepsilon_{f \circ g \circ h} = \tau_f + d_{f,g} \varepsilon_{g \circ h}, \quad (39)$$

$$= \tau_f + d_{f,g} (\tau_g + d_{g,h} \varepsilon_h), \quad (40)$$

$$= \tau_f + d_{f,g} \tau_g + d_{f,g} d_{g,h} (\tau_h + d_{h,x} \varepsilon_x), \quad (41)$$

$$= \tau_f + d_{f,g} \tau_g + d_{f,g} d_{g,h} \tau_h, \quad (42)$$

where $d_{f,g} = \max \left| \frac{df}{dg} \right|$, $d_{g,h} = \max \left| \frac{dg}{dh} \right|$, τ_f, τ_g, τ_h are the tolerances of f, g , and h , respectively, and $\varepsilon_x = 0$ since here we assume that x is known exactly. Note that (42) is an affine function of the tolerances of each individual function, allowing the user to calculate the sensitivity of the composition error to each tolerance.

Example 10. Again consider the function in (22) over the domain $x \in [1, 3]$. The functional decomposition and bounds are given in (23). The tolerances given in Table 3 were used to construct PWA approximations for each function in the decomposition (via Method 1 in Section 3). The error bounds for the composed approximation ε_4 are calculated using both Corollaries 7 and 9, and are plotted alongside the composed PWA approximation in Figure 5. This example illustrates how Corollary 9 yields a more conservative (but quite similar) bound on the error, but only depends on the original functions and the unary approximation tolerances.

5. CONSTRUCTING AN APPROXIMATION

The construction of a PWA approximation for a given function can generally be categorized into one of two problems. The first problem (which we call P1) is to minimize the number of breakpoints such that the maximum error satisfies a given tolerance. The second problem (which we call P2) is to minimize the error bound of the approximation given a maximum allowable number of breakpoints. Using the theory in Section 4, and considering $f(g(h(x)))$

as the function to approximate, these two problems can be written as:

$$\text{P1: } \min n_f + n_g + n_h \quad (43a)$$

$$\text{s.t. } \tau_f + d_{f,g}\tau_g + d_{f,g}d_{g,h}\tau_h \leq T, \quad (43b)$$

where T is the tolerance to meet, and

$$\text{P2: } \min \tau_f + d_{f,g}\tau_g + d_{f,g}d_{g,h}\tau_h \quad (44a)$$

$$\text{s.t. } n_f + n_g + n_h \leq N, \quad (44b)$$

where N is the complexity limit. As shown in in Figure 3, there is a direct relationship between τ_i and n_i for each decomposed function, which can be leveraged in the solution of P1 and P2 because the result of Corollary 9 allows us to express constraint (43b) and objective (44a) directly as a function of the tolerances. This is illustrated through the following numerical example.

Example 11. Consider the function

$$y = f(x) = \sum_{i=1}^4 \frac{1}{d_i^2 + 1}, \quad (45)$$

where $f: [-5, 5]^2 \rightarrow \mathbb{R}$, $d_i = \|x - s_i\|_2$ and

$$s_1 = (1, 3), s_2 = (-2, 2), s_3 = (3, 0), s_4 = (-1, -4). \quad (46)$$

This function can be considered as the sum of multiple signals emitted from locations $s_i, \forall i \in \{1, 2, 3, 4\}$, where each signal’s strength decreases with the inverse square of the distance from the source. In Siefert et al. (2023b), this function was considered in the context of set-valued state estimation. An SOS approximation was constructed via functional decomposition where each unary function was sampled over a uniformly spaced grid, and the resulting approximation had 163 breakpoints. The goal of this example is to construct a PWA approximation with the same complexity but a lower error tolerance. This corresponds to P2 above, where we leverage an error bound from Section 4 and Method 1 of Section 3 to relate tolerance and complexity.

The decomposition of (45) yields 28 unary functions, of which 4 are inverses of the form $\frac{1}{w+1}$, 8 are quadratics, and the remainder are affine, which can be represented exactly using PWA approximations. In this example, the CORA toolbox (Althoff, 2015) was used to propagate the interval domains through each individual function.

For each unary function, we logarithmically sample tolerances and find the number of breakpoints needed to meet those tolerances using Algorithm 1, and substitute these values into the affine cost function. Then, we constrain the total number of breakpoints of the composition, which is just the sum of the individual numbers of breakpoints, to be at most 163. The resulting mixed-integer program is solved in 0.02 seconds to obtain a PWA approximation with 163 breakpoints and an error bound of 0.4453. Note that this is an upper bound on the approximation error, while further analysis places the true error at approximately 0.33 at maximum. The resulting approximation is thickened along the y -axis by the error bound and plotted in Figure 6(a). For comparison, Figure 6(b) shows the PWA approximation resulting from a uniform breakpoint sampling in Siefert et al. (2023b), which has a true error of approximately 0.60 at maximum. This illustrates that the proposed methods for intelligently placing breakpoints, guided by propagation of error through a functional com-

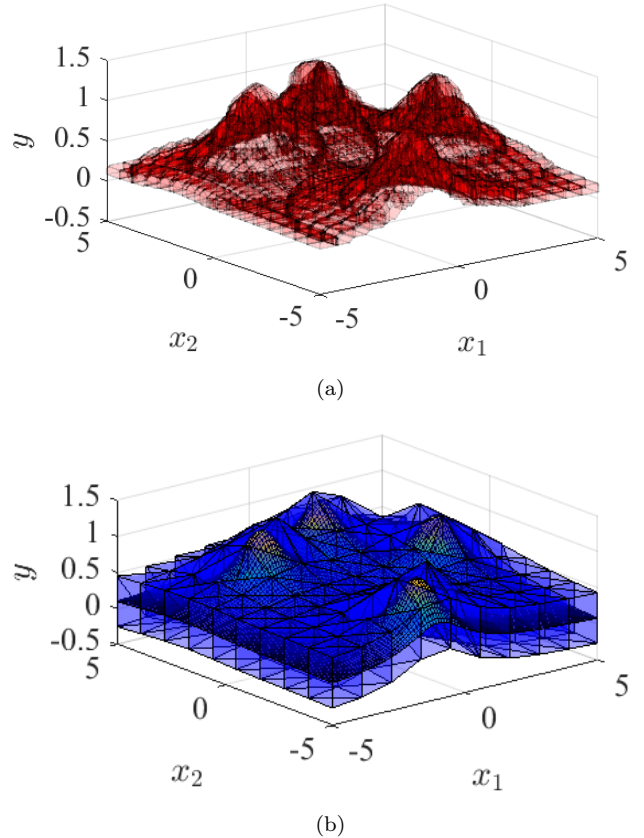


Fig. 6. PWA approximations of (45), both with 163 breakpoints. (a) Intelligent spacing of breakpoints via the proposed methods. (b) Uniform spacing of breakpoints.

position, yield a significantly tighter fit to the true function as compared to a uniform spacing of breakpoints.

6. CONCLUSION

This paper presents methods and algorithms to construct PWA approximations of a given complexity and/or error tolerance, and examines how those tolerances propagate through functional compositions. The theoretical results provide formal error bounds for composed PWA approximations of unary functions. Future work will apply these PWA approximation bounds, coupled with functional decomposition, to applications in neural networks, nonlinear reachability, and set-valued estimation.

REFERENCES

- Althoff, M. (2015). An introduction to CORA 2015. Applied Verification for Continuous and Hybrid Systems.
- Asarin, E., Bournez, O., Dang, T., and Maler, O. (2000). Approximate reachability analysis of piecewise-linear dynamical systems. In N. Lynch and B.H. Krogh (eds.), *Hybrid Systems: Computation and Control*, 20–31. Springer Berlin Heidelberg.
- Asarin, E., Dang, T., and Girard, A. (2003). Reachability analysis of nonlinear systems using conservative approximation. In O. Maler and A. Pnueli (eds.), *Hybrid Systems: Computation and Control*, 20–35. Springer Berlin Heidelberg.

- Azuma, S., Imura, J., and Sugie, T. (2010). Lebesgue piecewise affine approximation of nonlinear systems. *Nonlinear Analysis: Hybrid Systems*, 4(1), 92–102.
- Baier, R., Büskens, C., Chahma, I.A., and Gerdts, M. (2007). Approximation of reachable sets by direct solution methods for optimal control problems. *Optimisation Methods and Software*, 22(3), 433–452.
- Beale, E.M.L. and Tomlin, J.A. (1969). Special facilities in a general mathematical programming system for non-convex problems using ordered sets of variables. *Operational Research*, 69, 447–454.
- Bemporad, A., Ferrari-Trecate, G., and Morari, M. (2000). Observability and controllability of piecewise affine and hybrid systems. *IEEE Transactions on Automatic Control*, 45(10), 1864–1876.
- Bemporad, A., Garulli, A., Paoletti, S., and Vicino, A. (2005). A bounded-error approach to piecewise affine system identification. *IEEE Transactions on Automatic Control*, 50(10), 1567–1580.
- Dijkstra, E.W. (1961). Algol 60 translation : An algol 60 translator for the x1 and making a translator for algol 60. Technical report, Mathematisch Centrum.
- Diop, E., Ngon, A., and Prasath, V. (2023). Signal approximations based on nonlinear and optimal piecewise affine functions. *Circuits, Systems, and Signal Processing*, 42, 2366–2384.
- Dunham, J.G. (1986). Optimum uniform piecewise linear approximation of planar curves. *IEEE Transactions on Pattern Analysis and Machine Intelligence*, PAMI-8(1), 67–75.
- Groot, N., Schutter, B.D., and Hellendoorn, H. (2013). Integrated model predictive traffic and emission control using a piecewise-affine approach. *IEEE Transactions on Intelligent Transportation Systems*, 14(2), 587–598.
- Gurobi Optimization, L. (2021). Gurobi Optimizer Reference Manual. URL <http://www.gurobi.com>.
- Gühring, I., Kutyniok, G., and Petersen, P. (2020). Error bounds for approximations with deep ReLU neural networks in $W^{s,p}$ norms. *Analysis and Applications*, 18(5), 803–859.
- Ihm, I. and Naylor, B. (1991). Piecewise linear approximations of digitized space curves with applications. In N.M. Patrikalakis (ed.), *Scientific Visualization of Physical Phenomena*, 545–569. Springer Japan, Tokyo.
- Imai, H. and Iri, M. (1986). Computational-geometric methods for polygonal approximations of a curve. *Computer Vision, Graphics, and Image Processing*, 36(1), 31–41.
- Imai, H. and Iri, M. (1988). Polygonal approximations of a curve — formulations and algorithms. In G.T. Toussaint (ed.), *Computational Morphology*, volume 6 of *Machine Intelligence and Pattern Recognition*, 71–86. North-Holland.
- Kolmogorov, A.N. (1957). On the representation of continuous functions of many variables by superposition of continuous functions of one variable and addition. *Doklady Akademii Nauk SSSR*, 114(5), 953–956.
- Kozak, S. and Stevek, J. (2011). Improved piecewise linear approximation of nonlinear functions in hybrid control. *IFAC Proceedings Volumes*, 44(1), 14982–14987. IFAC World Congress.
- Kristensen, J. and Rindler, F. (2016). Piecewise affine approximations for functions of bounded variation. *Numerische Mathematik*, 132(2), 329–346.
- Lai, C.Y., Xiang, C., and Lee, T.H. (2010). Identification and control of nonlinear systems via piecewise affine approximation. In *IEEE Conference on Decision and Control*, 6395–6402.
- Lai, C.Y., Xiang, C., and Lee, T.H. (2011). Data-based identification and control of nonlinear systems via piecewise affine approximation. *IEEE Transactions on Neural Networks*, 22(12), 2189–2200.
- Leyffer, S., Sartenaer, A., and Wanufelle, E. (2008). Branch-and-refine for mixed-integer nonconvex global optimization. *Mathematics and Computer Science Division, Argonne National Laboratory*, 39, 40–78.
- Magnani, A. and Boyd, S.P. (2009). Convex piecewise-linear fitting. *Optimization and Engineering*, 10, 1–17.
- Palmieri, G., Barić, M., Glielmo, L., and Borrelli, F. (2012). Robust vehicle lateral stabilisation via set-based methods for uncertain piecewise affine systems. *Vehicle System Dynamics*, 50(6), 861–882.
- Pottmann, H., Krasauskas, R., Hamann, B., Joy, K., and Seibold, W. (2000). On piecewise linear approximation of quadratic functions. *Journal for Geometry and Graphics*, 4(1), 31–53.
- Rebennack, S. and Kallrath, J. (2015). Continuous piecewise linear delta-approximations for univariate functions: Computing minimal breakpoint systems. *Journal of Optimization Theory and Applications*, 167(2), 617–643.
- Roll, J. (2003). Local and piecewise affine approaches to system identification. Linköping University, Ph.D. Thesis.
- Siefert, J.A., Bird, T.J., Koeln, J.P., Jain, N., and Pangborn, H.C. (2023a). Reachability analysis of nonlinear systems using hybrid zonotopes and functional decomposition. arXiv 2304.06827.
- Siefert, J.A., Thompson, A.F., Glunt, J.J., and Pangborn, H.C. (2023b). Set-valued state estimation for nonlinear systems using hybrid zonotopes. In *IEEE Conference on Decision and Control*, 2172–2177.
- Stämpfle, M. (2000). Optimal estimates for the linear interpolation error on simplices. *Journal of Approximation Theory*, 103(1), 78–90.
- Szűcs, A., Kvasnica, M., and Fikar, M. (2012). Optimal piecewise affine approximations of nonlinear functions obtained from measurements. *IFAC Proceedings Volumes*, 45(9), 160–165. IFAC Conference on Analysis and Design of Hybrid Systems.
- Wang, S., Huang, X., and Junaid, K.M. (2008). Configuration of continuous piecewise-linear neural networks. *IEEE Transactions on Neural Networks*, 19(8), 1431–1445.
- Zavieh, A. and Rodrigues, L. (2013). Intersection-based piecewise affine approximation of nonlinear systems. In *Mediterranean Conference on Control and Automation*, 640–645.