

# Phase transition and universality of the majority-rule model on complex networks

Didi Ahmad Mulya<sup>a,b</sup>, Roni Muslim<sup>a,\*</sup>

<sup>a</sup>Research Center for Quantum Physics, National Research and Innovation Agency (BRIN), South Tangerang, 15314, Indonesia

<sup>b</sup>Department of Industrial Engineering, University of Technology Yogyakarta, Yogyakarta, 55285, Indonesia

## Abstract

We investigate the phenomena of order-disorder phase transition and the universality of the majority-rule model defined on three complex networks, namely the Barabási-Albert, Watts–Strogatz, and Erdős–Rényi networks. Assume each agent holds two possible opinions distributed randomly across the networks' nodes. Agents adopt anticonformity and independence behaviors, represented by the probability  $p$ , where with a probability  $p$ , agents adopt anticonformity or independence behavior. Based on our numerical simulation results and finite-size scaling analysis, it is found that the model undergoes a continuous phase transition for all networks, with critical points for the independence model greater than those for the anticonformity model in all three networks. We obtain critical exponents identical to the opinion dynamics model defined on a complete graph, indicating that the model exhibits the same universality class as the mean-field Ising model.

**Keywords:** Opinion dynamics, complex networks, phase transition, universality, social noises

## 1. Introduction

One approach to understanding socio-political phenomena based on physics principles is proposing an opinion dynamics model. This approach leverages statistical physics principles to analyze and interpret the complex interactions within socio-political systems [1, 2, 3, 4, 5, 6, 7]. In opinion dynamics models, the micro-level interactions between agents or individuals resemble spin interactions observed in the Ising model. Moreover, the opinion dynamics models are characterized by rules that dictate the interactions among individuals to reach a particular outcome, such as achieving a consensus state.

Models of opinion dynamics represent a topic of considerable interest within sociophysics. These models offer insightful perspectives on how individual opinions evolve and interact within social networks, contributing to our understanding of collective behavior in various sociological contexts. For example, the classic voter model illustrates the opinion formation process in a simplified setting. In this model, each agent possesses two potential opinions, influenced predominantly by the opinions of their immediate neighbors. Despite its simplicity, the voter model can exhibit complex behavior. Over time, the system may reach a consensus (all agents sharing the same opinion) or remain in a state of coexistence where different opinions persist indefinitely, depending on the structure of the underlying network and initial conditions [8]. The Axelrod model represents another sociophysical framework, elucidating the dissemination of cultural traits through local interactions. This model underscores the emergence of distinct cultural regions grounded in the principle of homophily. It demon-

strates the formation and evolution of cultural domains, where the emergence of culturally similar groups leads to the development of clusters or regions characterized by shared cultural traits [9]. Two other popular models of opinion dynamics are the Sznajd model and the majority-rule model, also referred to as the Galam majority-rule model or the Galam model of opinion dynamism. These models offer distinct perspectives on how opinions form and evolve within social groups. The Sznajd Model provides an insightful representation of how pairs of like-minded individuals influence their neighbors, leading to a range of macroscopic societal states, including consensus, polarization, or fragmentation [10]. The majority-rule model is constructed to replicate the dynamics through which collective opinions or decisions materialize within a group, predominantly influenced by the majority's preference [11, 12].

Various discrete and continuous opinion models have been proposed and developed to understand social aspects thoroughly. Discrete opinion models, such as the Sznajd model [10], the  $q$ -voter model [13], and the Biswas-Sen model [14], typically characterize the opinions of individuals (agents) as being represented by a limited number of distinct choices. In contrast, continuous opinion models, such as the DeGroot model [15] and the Deffuant–Weisbuch model [16], consider opinions as part of a continuous spectrum. Each opinion dynamics model framework possesses its advantages, depending on the social context under consideration. For instance, discrete models are more suitable for applications like voting or surveys concerning the selection of specific candidates, while continuous models are more apt for use in social psychological and sentiment analysis, where opinions are more complex and gradational.

In addition to the nature of opinions, the network structure governing agent interactions plays a pivotal role. Individuals maintain diverse social connections in real-world social con-

\*Corresponding author

Email addresses: didiahmadmulya1@gmail.com (Didi Ahmad Mulya), roni.muslim@brin.go.id (Roni Muslim)

texts, making conceptualizing opinion dynamics models within heterogeneous or complex networks more pragmatic. These include networks such as the Barabási-Albert (B-A) [17], Watts-Strogatz (W-S) [18], and Erdős-Rényi (E-R) models [19], as opposed to homogeneous networks typified by regular lattices and complete graphs. Such an approach aligns more closely with the intricate and multifaceted nature of real-world social networks [20].

From a physics perspective, several interesting physical features exist to explore, such as phase transition phenomena and universality [21, 22, 23, 24, 25, 26, 27, 28, 29, 30]. The investigation of the phase transition phenomenon is compelling due to its capacity to elucidate shifts in social dynamics, such as consensus-status quo or agreement-disagreement, manifested in continuous and discontinuous phase transitions. These features have been extensively studied in opinion dynamics models with various social scenarios and network topologies. Examples include the examination of universality in the Sznajd model on complete graphs with two distinct configurations [26], the analysis of the q-voter model using a pair approximation approach on multiplex networks [31], the study of phase transition phenomena due to anticonformity and independence behaviors on regular lattices [32], the investigation of phase transition phenomena in Barabási-Albert networks based on the Biswas-Chatterjee-Sen Model [33], and the analysis of the Galam model with contrarian on complete graphs under the influence of time-varying external fields [34]. They also help to understand macroscopically the dynamics that occur, even if the microscopic interactions among individuals can be intricate and complex.

Another interesting opinion dynamics model is the majority-rule model, mainly when defined on complex networks. Phenomena of both continuous and discontinuous phase transitions from order to disorder have been observed in random graphs [35, 36], small-world networks [37, 38, 39, 40], and scale-free networks [41, 42, 43]. These studies collectively reveal a phase transition phenomenon at a specific critical point. However, to the best of our knowledge, there has been no comparative study exploring the impact of two types of noise defined within three networks simultaneously: B-A network (scale-free), W-S (small-world), and E-R (random graph) and how the universality class of the model manifests across these three networks, which is the main study in this paper. In a social context, both types of noise are correlated with social behaviors that disrupt consensus, where consensus decreases as increases the social behaviors, leading to a social phase changes at a specific threshold [44, 45].

By borrowing terms from social psychology, these disruptive social behaviors are anticonformity and independence. Both behaviors are fundamentally contrary to conformity behavior, which always adopts the majority opinion. The difference is that anticonformity behavior evaluates the surrounding situation and acts oppositely, while independent behavior acts independently without any pressure from any party [46, 47, 48, 49]. The meanings of these two behaviors can minimize the complete consensus state where all agents eventually have the same unanimous opinion. Various scenarios of opin-

ion dynamics models with anticonformity and independence behaviors and the impact of both behaviors can be found in Refs. [50, 44, 51, 22, 52, 53, 26, 54, 55, 27, 29, 56]. For instance, in Ref. [50], the authors observed the phenomenon of continuous phase transition within the Sznajd model with independence behavior defined on a complete graph, 1D lattice, and 2D lattice. Continuous phase transition phenomena and universality classes were observed in the majority-rule model with nonconformity behavior on a complete graph, body-centered cubic (bcc) lattice, and triangular lattice [22]. Our recent studies also investigated the continuous phase transition phenomenon and universality classes of the Sznajd model with anticonformity and independence on a complete graph with two scenarios [29] and the majority-rule model with anticonformity and independence behaviors defined on a 2D lattice with square formation [56]. In general, the behaviors of anticonformity and independence in the mentioned models are represented by the probability parameter  $p$ , where agents adopt anticonformity or independence behaviors with a probability of  $p$ . Order-disorder phase transitions within opinion dynamics models are sometimes interpreted to understand further social phase changes, such as consensus-status quo and agreement-disagreement, as observed in several studies above.

As mentioned earlier, understanding such social phase changes would be more intriguing if opinion dynamics models were defined on complex networks that can represent real social networks. This paper investigates destructive social behaviors that disrupt homogeneity, namely anticonformity and independence behaviors. Both behaviors can be considered as social noise which works similarly to temperature in the Ising model. These behaviors are represented by the probability  $p$ , where with a probability  $p$ , agents adopt anticonformity or independence behavior. Our preliminary results for this model on homogeneous networks such as 2D lattice, 3D lattice, and a complete graph are discussed in Ref. [32].

Our numerical simulation results show that the critical point causing the model to undergo a continuous phase transition is smaller for the model with anticonformity than for the model with independence. From a socio-political perspective, anticonformist individuals are likelier to make the community more chaotic than independent individuals. Additionally, one can argue that the majority-minority opinions exist below the critical point, and at the critical point  $p_c$ , the system is in a stalemate situation or status quo. Based on finite-size scaling analysis, we obtained best-fit critical exponents that caused the collapse of all data. The critical exponents indicate that the model with anticonformity and independence on all three networks is identical and belongs to the same universality class as the opinion dynamics model defined on a complete graph and the mean-field Ising model.

## 2. Model and Method

The majority-rule model is an opinion dynamics model that assumes the majority opinion always prevails. This model makes sense when considering a group of individuals with an odd number of members interacting with each other. Suppose



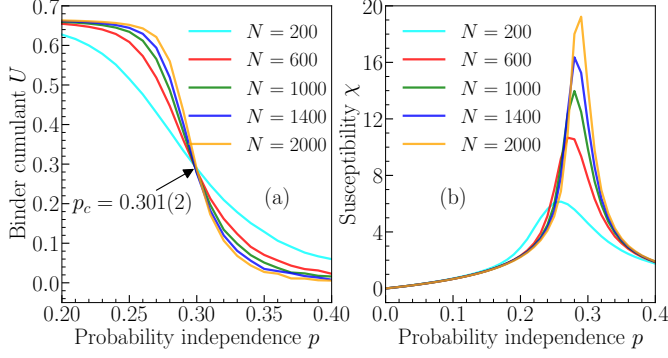


Figure 2: The numerical simulation results for the Binder cumulant  $U$  [see panel (a)] and the Susceptibility  $\chi$  [see panel (b)] for the model with independent agents on B-A network. The critical point of the model is determined by identifying the intersection point of the Binder cumulant  $U$  versus probability  $p$  curves, which is located at  $p_c = 0.301(2)$ . Additionally, the pseudo-critical point  $p_c(N)$  for each data  $N$  is obtained from the peak of the susceptibility  $\chi$ .

continuous phase transition for all networks, including B-A, W-S, and E-R networks, for both the models with anticonformist and independent agents [32]. In that article, we did not estimate the critical points and critical exponent parameters on the three networks, which are the main focus of discussion in this paper. All results presented in this paper are outcomes of numerical simulations.

We conducted numerical simulations with various population sizes  $N$  to estimate critical points and exponents using Eqs. (2) through (5). The order parameter  $m$  was computed by Eq. (1), while susceptibility  $\chi$  and Binder cumulant  $U$  were determined using Eqs. (6) and (7) respectively. Eqs. (2) through (4) can be employed to obtain critical exponent values  $\nu$ ,  $\beta$ , and  $\gamma$ . This can be achieved by utilizing the critical point value  $p_c$  obtained from the intersection of lines of the Binder cumulant  $U$  versus probability  $p$  and calculating the pseudo-critical point  $p_c(N)$  for each population size  $N$  based on the maximum susceptibility  $\chi$  (see Fig. 2). Furthermore, the order parameter  $m$  at each population's pseudo-critical point  $p_c(N)$  was also obtained. To determine the ratios  $1/\nu$ ,  $\gamma/\nu$ , and  $\beta/\nu$ , ordinary linear regression was employed to extract gradient values from the data. This approach simplifies the process of obtaining these critical exponent ratios. As an illustration, Fig. 3 presents the results of the finite-size scaling analysis for the model with independent agents on the B-A network. In panels (a) through (c), we obtained the following critical exponent values:  $1/\nu = 0.503(2) \rightarrow \nu = 1.987(2)$ ,  $\gamma/\nu = 0.498(2) \rightarrow \gamma = 0.991(2)$ , and  $\beta/\nu = 0.255(2) \rightarrow \beta = 0.507(2)$ .

In general, we computed the average for each data point corresponding to  $m$ ,  $\chi$ , and  $U$  over more than  $10^6$  independent realizations to ensure the accuracy of our results. Each data point was calculated when the simulation had reached its steady state. Our numerical simulation results for scaling plot of  $U$ ,  $m$ , and  $\chi$  on the B-A network are exhibited in Fig. 4. Panels (a) - (c) correspond to the model with anticonformist agents, while panels (d) - (f) correspond to the model with independent agents. The critical point  $p_c$  is determined from the intersection of lines of the Binder cumulant  $U$  versus probability  $p$ , yielding

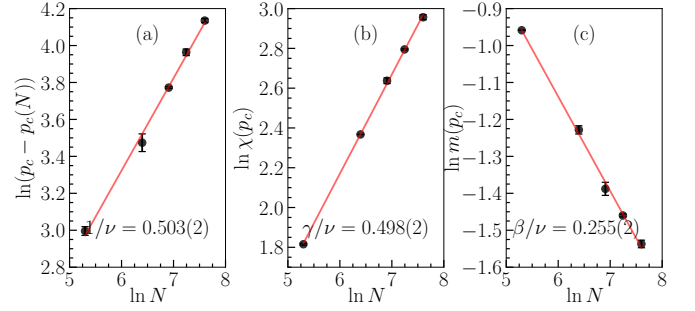


Figure 3: Log-log plot of the probability displacement  $p_c - p_c(N)$  [panel (a)], susceptibility  $\chi$  [panel (b)], and order parameter  $m$  [panel (c)] as a function of population  $N$ , based on the finite-size relations in Eqs. (2) - (4). All parameters are calculated at the critical point  $p_c$ . Critical exponents of the model are obtained from the slope of linear fitting. This plot corresponds to the model with independent agents on the B-A network.

$p_c = 0.203(3)$  for the anticonformity model and  $p_c = 0.301(2)$  for the independence model. These data indicate that the models undergo a continuous phase transition at the mentioned critical points. These data also lead to the collapse of all data for different population sizes  $N$  around the critical point  $p_c$ . A similar approach was applied to the model with anticonformist agents on the B-A network. We obtained the critical exponents as follows:  $1/\nu = 0.495(3) \rightarrow \nu = 2.020(3)$ ,  $\gamma/\nu = 0.503(2) \rightarrow \gamma = 1.016(2)$  and  $\beta/\nu = 0.252(3) \rightarrow \beta = 0.509(3)$ .

The model on W-S and E-R networks also undergoes a continuous phase transition with critical points as follows: For the model on the W-S network with anticonformist and independent agents, the critical points are  $p_c = 0.116(2)$  and  $p_c = 0.203(2)$ , respectively. For the model on the E-R network with anticonformist and independent agents, the critical points are  $p_c = 0.255(3)$  and  $p_c = 0.337(3)$ , respectively. Interestingly, based on the finite-size scaling analysis, the models on the W-S and E-R networks exhibit similar critical exponents to the model on the B-A network. In detail, the critical exponents for the model with anticonformist agents on the W-S network are  $1/\nu = 0.493(5) \rightarrow \nu = 2.028(5)$ ,  $\gamma/\nu = 0.494(4) \rightarrow \gamma = 1.001(4)$ , and  $\beta/\nu = 0.247(5) \rightarrow \beta = 0.501(5)$  (see panels (a) - (c) of Fig. 5 for the scaling plot). Furthermore, the critical exponents for the model with independent agents on the W-S network are  $1/\nu = 0.502(4) \rightarrow \nu = 1.992(4)$ ,  $\gamma/\nu = 0.501(2) \rightarrow \gamma = 0.998(2)$ , and  $\beta/\nu = 0.253(3) \rightarrow \beta = 0.503(3)$  (see panels (d) - (f) of Fig. 5 for the scaling plot). For the models on the E-R network, we obtain critical exponents for the model with anticonformist agents as follows:  $1/\nu = 0.497(3) \rightarrow \nu = 2.012(3)$ ,  $\gamma/\nu = 0.493(2) \rightarrow \gamma = 0.991(2)$ , and  $\beta/\nu = 0.248(4) \rightarrow \beta = 0.498(4)$  (see panels (a) - (c) of Fig. 6 for the scaling plot). Meanwhile, for the model with independent agents on the E-R network, its critical exponents are  $1/\nu = 0.498(3) \rightarrow \nu = 2.000(3)$ ,  $\gamma/\nu = 0.496(2) \rightarrow \gamma = 0.995(2)$ , and  $\beta/\nu = 0.251(3) \rightarrow \beta = 0.502(3)$  (see panels (d) - (f) of Fig. 6 for the scaling plot).

Notice that the exponents  $\beta = 1/2$  and  $\gamma = 1$  are typical Ising mean-field exponents, which do not apply to  $\nu$ . This discrepancy is associated with a superior critical dimension  $d_c = 4$ , so

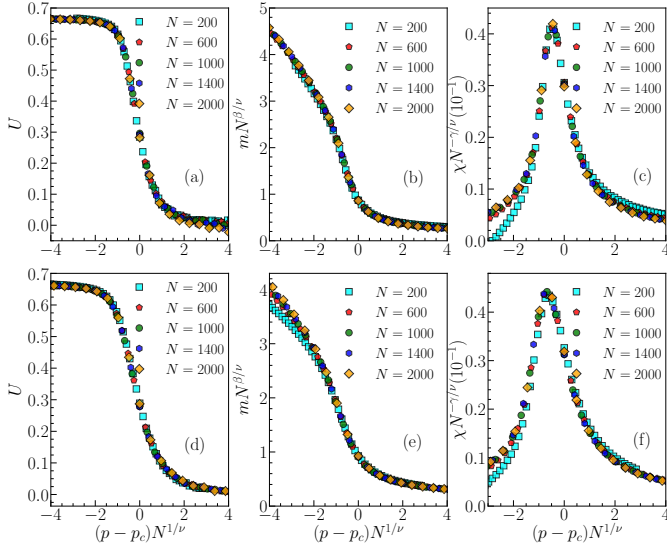


Figure 4: Scaling plot of the order parameter ( $m$ ), susceptibility ( $\chi$ ), and Binder cumulant ( $U$ ) for the models on the B-A network undergo a second-order phase transition. The critical points for the anticonformity and independence models are  $p_c = 0.203(3)$  and  $p_c = 0.301(2)$ , respectively. The best critical exponents for the model with anticonformist agents [panels (a) to (c)] are  $\nu = 2.020(2)$ ,  $\beta = 0.509(3)$ , and  $\gamma = 1.016(2)$  and for the model with independent agents [panels (d) to (f)] are  $\nu = 1.987(2)$ ,  $\beta = 0.507(2)$ , and  $\gamma = 0.991(2)$ . Based on these critical exponents, the models belong to the mean-field Ising universality class.

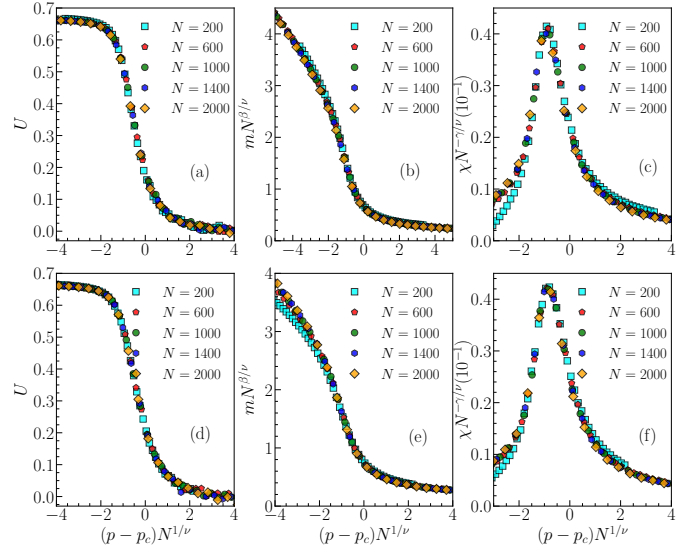


Figure 6: Scaling plot of the order parameter ( $m$ ), susceptibility ( $\chi$ ), and Binder cumulant ( $U$ ) for models on the W-S network undergo a second-order phase transition. The critical points for the anticonformity and independence models are  $p_c = 0.255(3)$  and  $p_c = 0.337(3)$ , respectively. The best critical exponents for the model with anticonformist agents [panels (a) to (c)] agent are  $\nu = 2.012(3)$ ,  $\beta = 0.498(4)$ , and  $\gamma = 0.991(2)$  and for the model with independent agents are  $\nu = 2.000(3)$ ,  $\beta = 0.502(3)$ , and  $\gamma = 0.995(2)$ . Based on these critical exponents, the models belong to the mean-field Ising universality class.

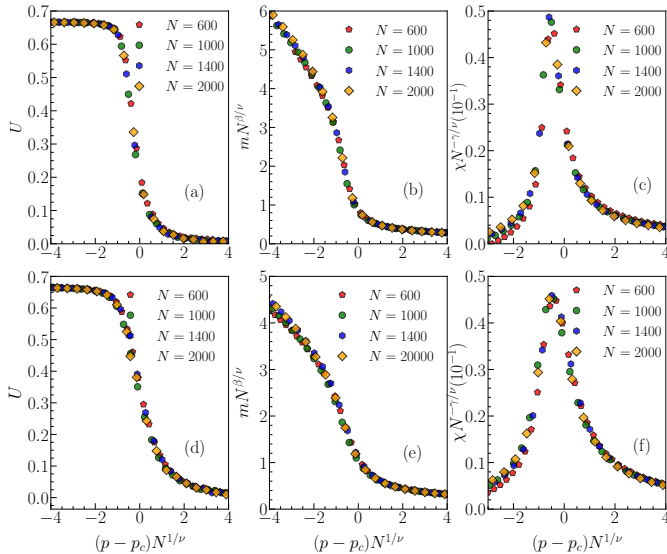


Figure 5: Scaling plot of the order parameter ( $m$ ), susceptibility ( $\chi$ ), and Binder cumulant ( $U$ ) for the models on the W-S network undergo a second-order phase transition. The critical points for the anticonformity and independence models are  $p_c = 0.116(2)$  and  $p_c = 0.203(2)$ , respectively. The best critical exponents for the model with anticonformist agents [panels (a) to (c)] are  $\nu = 2.028(5)$ ,  $\beta = 0.501(5)$ , and  $\gamma = 1.001(4)$  and for the model with independent agents [panels (d) to (f)] are  $\nu = 1.992(4)$ ,  $\beta = 0.503(3)$ , and  $\gamma = 0.998(2)$ . Based on these critical exponents, the models belong to the mean-field Ising universality class.

that we obtain  $\nu = d_c \nu' = 2$  where  $\nu' = 1/2$  is an effective exponent. Based on these critical exponents, we suggest that the model falls within the same universality class as the opinion dy-

namics model defined on a complete graph, as demonstrated in previous studies [26, 27, 56, 29, 32], and the mean-field Ising model [63]. These results imply that, despite the absence of complete connectivity among agents as in a complete graph, the model exhibits universal parameters akin to opinion dynamics models where agents are fully interconnected.

#### 4. Final Remark

We conducted an analysis of the order-disorder phase transition and the universality class of the majority-rule model implemented on heterogeneous networks, including the Barabasi-Albert, Watts–Strogatz, and Erdos-Renyi networks, wherein each node maintains connections to at least two other nodes. Each agent possesses two possible opinions, namely  $\pm 1$ , randomly distributed across all network nodes. Additionally, each agent adheres to the principle of conformity, characterized by behavior aligned with the majority opinion. Notably, agents also exhibit anticonformity behavior (anticonformist agents) and independence behavior (independent agents). Within this model, anticonformist agents adopt the minority opinion, adjusting their opinion or state to align with the minority viewpoint, while independent agents act autonomously, unaffected by the influence of other agents.

In a given population, three agents are selected randomly, and with a probability  $p$ , agents exhibit anticonformity and independence behaviors. For independent agents, the three agents change their opinions without group influence. In other situations, when all three agents hold identical opinions, they collectively alter their opinions, characteristic of anticonformist



agents. Conversely, with a probability of  $1 - p$ , the agents conform by adopting the majority opinion.

In our investigation of the phase transition, we analyzed to estimate critical exponent parameters using finite-size scaling relations to ascertain the universality class associated with the model. It was observed that the critical point for the anticonformity model is smaller in magnitude compared to that of the independence model across all network configurations (see Table 1). Remarkably, for both anticonformity and independence models applied to all network topologies, the critical exponents exhibited striking similarities with those found in the opinion dynamics model defined on a complete graph and the mean-field Ising model.

Table 1: Critical point and critical exponents of the model on B-A, W-S, and E-R networks

Feature	Network	$p_c$	Critical exponents		
			$\nu$	$\beta$	$\gamma$
Antic.	B-A	0.203(3)	2.020(2)	0.509(3)	1.016(2)
	W-S	0.116(2)	2.028(5)	0.501(5)	1.001(4)
	E-R	0.255(3)	2.012(3)	0.498(4)	0.991(2)
Indep.	B-A	0.301(2)	1.987(2)	0.507(2)	0.991(2)
	W-S	0.203(2)	1.992(4)	0.503(3)	0.998(2)
	E-R	0.337(3)	2.000(3)	0.502(3)	0.995(2)

## Author Contributions:

Both authors have contributed equally.

## Declaration of Interests

The authors affirm that they have no known competing financial interests or personal relationships that could have influenced the work reported in this paper.

## Acknowledgments

The authors express their gratitude to the BRIN Research Center for Quantum Physics for providing the mini HPC (Quantum Simulation Computer) for conducting numerical simulations. **D. A. Mulya** acknowledges the support received from the Research Assistant program of BRIN talent management through Decree Number 60/II/HK/2023.

## References

- [1] S. Galam, Y. Gefen, Y. Shapir, Sociophysics: A new approach of sociological collective behaviour. i. mean-behaviour description of a strike, *J. Math. Sociol.* 9 (1) (1982) 1–13.
- [2] S. Galam, Application of statistical physics to politics, *Physica A* 274 (1-2) (1999) 132–139.

- [3] C. Castellano, S. Fortunato, V. Loreto, Statistical physics of social dynamics, *Rev. Mod. Phys.* 81 (2) (2009) 591.
- [4] S. Galam, *Sociophysics: A Physicist's Modeling of Psycho-political Phenomena*, Springer-Verlag, New York, 2012.
- [5] P. Sen, B. K. Chakrabarti, *Sociophysics: an introduction*, Oxford, Oxford University Press, 2014.
- [6] S. Galam, The trump phenomenon: An explanation from sociophysics, *Int. J. Mod. Phys. B* 31 (10) (2017) 1742015.
- [7] F. Schweitzer, Sociophysics, *Phys. Today* 71 (2) (2018) 40–46.
- [8] R. A. Holley, T. M. Liggett, Ergodic theorems for weakly interacting infinite systems and the voter model, *Ann. Probab.* (1975) 643–663.
- [9] R. Axelrod, The dissemination of culture: A model with local convergence and global polarization, *J. Conflict Resol.* 41 (2) (1997) 203–226.
- [10] K. Sznajd-Weron, J. Sznajd, Opinion evolution in closed community, *Int. J. Mod. Phys. C* 11 (2000) 1157–1165.
- [11] S. Galam, Majority rule, hierarchical structures, and democratic totalitarianism: A statistical approach, *J. Math. Psychol.* 30 (4) (1986) 426–434.
- [12] P. L. Krapivsky, S. Redner, Dynamics of majority rule in two-state interacting spin systems, *Phys. Rev. Lett.* 90 (23) (2003) 238701.
- [13] C. Castellano, M. A. Muñoz, R. Pastor-Satorras, Nonlinear q-voter model, *Phys. Rev. E* 80 (4) (2009) 041129.
- [14] S. Biswas, P. Sen, Model of binary opinion dynamics: Coarsening and effect of disorder, *Phys. Rev. E* 80 (2) (2009) 027101.
- [15] M. H. DeGroot, Reaching a consensus, *J. Am. Stat. Assoc.* 69 (345) (1974) 118–121.
- [16] G. Deffuant, D. Neau, F. Amblard, G. Weisbuch, Mixing beliefs among interacting agents, *Adv. Complex Syst.* 3 (01n04) (2000) 87–98.
- [17] R. Albert, A.-L. Barabási, Statistical mechanics of complex networks, *Rev. Mod. Phys.* 74 (1) (2002) 47.
- [18] D. J. Watts, S. H. Strogatz, Collective dynamics of ‘small-world’ networks, *nature* 393 (6684) (1998) 440–442.
- [19] P. Erdős, A. Rényi, et al., On the evolution of random graphs, *Publ. math. inst. hung. acad. sci* 5 (1) (1960) 17–60.
- [20] M. Newman, *Networks*, Oxford university press, 2018.
- [21] J. Cardy, *Scaling and renormalization in statistical physics*, Vol. 5, Cambridge university press, 1996.
- [22] N. Crokidakis, P. M. C. de Oliveira, Inflexibility and independence: Phase transitions in the majority-rule model, *Phys. Rev. E* 92 (6) (2015) 062122.
- [23] S. Mukherjee, A. Chatterjee, Disorder-induced phase transition in an opinion dynamics model: Results in two and three dimensions, *Phys. Rev. E* 94 (6) (2016) 062317.
- [24] A. L. Oestereich, M. A. Pires, N. Crokidakis, Three-state opinion dynamics in modular networks, *Phys. Rev. E* 100 (3) (2019) 032312.
- [25] M. Calvelli, N. Crokidakis, T. J. Penna, Phase transitions and universality in the sznajd model with anticonformity, *Physica A* 513 (2019) 518–523.
- [26] R. Muslim, R. Anugraha, S. Sholihun, M. F. Rosyid, Phase transition of the sznajd model with anticonformity for two different agent configurations, *Int. J. Mod. Phys. C* 31 (04) (2020) 2050052.
- [27] R. Muslim, R. Anugraha, S. Sholihun, M. F. Rosyid, Phase transition and universality of the three-one spin interaction based on the majority-rule model, *Int. J. Mod. Phys. C* 32 (09) (2021) 2150115.
- [28] M. A. Pires, N. Crokidakis, Double transition in kinetic exchange opinion models with activation dynamics, *Philos. Trans. Royal Soc. A* 380 (2224) (2022) 20210164.
- [29] R. Muslim, M. J. Kholili, A. R. Nugraha, Opinion dynamics involving contrarian and independence behaviors based on the sznajd model with two-two and three-one agent interactions, *Physica D* 439 (2022) 133379.
- [30] H. Schawe, L. Hernández, Higher order interactions destroy phase transitions in deffuant opinion dynamics model, *Commun. Phys.* 5 (1) (2022) 32.
- [31] T. Gradowski, A. Krawiecki, Pair approximation for the q-voter model with independence on multiplex networks, *Phys. Rev. E* 102 (2) (2020) 022314.
- [32] D. A. Mulya, R. Muslim, Destructive social noise effects on homogeneous and heterogeneous networks: Induced-phases in the majority-rule model, *arXiv preprint arXiv:2310.01731* (2023).
- [33] D. S. Alencar, T. F. Alves, G. A. Alves, A. Macedo-Filho, R. S. Ferreira, F. W. S. Lima, J. A. Plascak, Opinion dynamics systems on barabási–albert networks: Biswas–chatterjee–sen model, *Entropy* 25 (2) (2023) 183.
- [34] M. C. Gimenez, L. Reinaudi, S. Galam, F. Vazquez, Contrarian majority

- rule model with external oscillating propaganda and individual inertias, *Entropy* 25 (10) (2023) 1402.
- [35] L. F. Pereira, F. B. Moreira, Majority-vote model on random graphs, *Phys. Rev. E* 71 (1) (2005) 016123.
  - [36] F. W. Lima, A. O. Sousa, M. Sumuor, Majority-vote on directed erdős-rényi random graphs, *Physica A* 387 (14) (2008) 3503–3510.
  - [37] P. R. Campos, V. M. de Oliveira, F. B. Moreira, Small-world effects in the majority-vote model, *Phys. Rev. E* 67 (2) (2003) 026104.
  - [38] E. M. Luz, F. W. Lima, Majority-vote on directed small-world networks, *Int. J. Mod. Phys. C* 18 (08) (2007) 1251–1261.
  - [39] T. E. Stone, S. R. McKay, Majority-vote model on a dynamic small-world network, *Physica A* 419 (2015) 437–443.
  - [40] B. J. Zubillaga, A. L. Vilela, M. Wang, R. Du, G. Dong, H. E. Stanley, Three-state majority-vote model on small-world networks, *Sci. Rep.* 12 (1) (2022) 282.
  - [41] H. Chen, C. Shen, G. He, H. Zhang, Z. Hou, Critical noise of majority-vote model on complex networks, *Phys. Rev. E* 91 (2) (2015) 022816.
  - [42] A. L. Vilela, B. J. Zubillaga, C. Wang, M. Wang, R. Du, H. E. Stanley, Three-state majority-vote model on scale-free networks and the unitary relation for critical exponents, *Sci. Rep.* 10 (1) (2020) 8255.
  - [43] D. Alencar, T. Alves, F. Lima, R. Ferreira, G. Alves, A. Macedo-Filho, Droplet finite-size scaling of the majority-vote model on scale-free networks, *Phys. Rev. E* 108 (1) (2023) 014308.
  - [44] P. Nyczka, K. Sznajd-Weron, Anticonformity or independence?—insights from statistical physics, *J. Stat. Phys.* 151 (1) (2013) 174–202.
  - [45] B. Nowak, K. Sznajd-Weron, et al., Homogeneous symmetrical threshold model with nonconformity: Independence versus anticonformity, *Complexity* 2019 (2019).
  - [46] R. H. Willis, Two dimensions of conformity-nonconformity, *Sociometry* (1963) 499–513.
  - [47] R. H. Willis, Conformity, independence, and anticonformity, *Hum. Relat.* 18 (4) (1965) 373–388.
  - [48] G. MacDonald, P. R. Nail, D. A. Levy, Expanding the scope of the social response context model, *Basic Appl. Soc. Psychol.* 26 (1) (2004) 77–92.
  - [49] P. R. Nail, G. MacDonald, On the development of the social response context model, in: *The Science of Social Influence*, Psychology Press, 2011, pp. 193–221.
  - [50] K. Sznajd-Weron, M. Tabiszewski, A. M. Timpanaro, Phase transition in the sznajd model with independence, *EPL* 96 (4) (2011) 48002.
  - [51] M. A. Javarone, Social influences in opinion dynamics: the role of conformity, *Physica A* 414 (2014) 19–30.
  - [52] A. Chmiel, K. Sznajd-Weron, Phase transitions in the q-voter model with noise on a duplex clique, *Phys. Rev. E* 92 (5) (2015) 052812.
  - [53] A. Abramuk, J. Pawłowski, K. Sznajd-Weron, Is independence necessary for a discontinuous phase transition within the q-voter model?, *Entropy* 21 (5) (2019) 521.
  - [54] B. Nowak, B. Stoń, K. Sznajd-Weron, Discontinuous phase transitions in the multi-state noisy q-voter model: quenched vs. annealed disorder, *Sci. Rep.* 11 (1) (2021) 1–13.
  - [55] J. Civitarese, External fields, independence, and disorder in q-voter models, *Phys. Rev. E* 103 (1) (2021) 012303.
  - [56] R. Muslim, S. A. Wella, A. R. Nugraha, Phase transition in the majority rule model with the nonconformist agents, *Physica A* 608 (2022) 128307.
  - [57] A. Sirbu, V. Loreto, V. D. Servedio, F. Tria, Opinion dynamics: models, extensions and external effects, in: *Participatory sensing, opinions and collective awareness*, Springer, 2017, pp. 363–401.
  - [58] T. Li, H. Zhu, Effect of the media on the opinion dynamics in online social networks, *Physica A* 551 (2020) 124117.
  - [59] Azhari, R. Muslim, The external field effect on the opinion formation based on the majority rule and the q-voter models on the complete graph, *Int. J. Mod. Phys. C* 34 (07) (2023) 2350088.
  - [60] R. Muslim, R. A. Nqz, M. A. Khalif, Mass media and its impact on opinion dynamics of the nonlinear q-voter model, *Physica A* 633 (2024) 129358.
  - [61] G. F. Newell, E. W. Montroll, On the theory of the ising model of ferromagnetism, *Rev. Mod. Phys.* 25 (2) (1953) 353.
  - [62] K. Binder, D. W. Heermann, K. Binder, Monte Carlo simulation in statistical physics, Vol. 8, Springer, 1992.
  - [63] H. E. Stanley, Phase transitions and critical phenomena, Vol. 7, Clarendon Press, Oxford, 1971.