

An evolutionary game with reputation-based imitation-mutation dynamics

Kehuan Feng^a, Songlin Han^a, Minyu Feng^{*,b} and Attila Szolnoki^c

^aCollege of Han Hong Southwest University Chongqing 400715 China.

^bCollege of Artificial Intelligence Southwest University Chongqing 400715 China.

^cInstitute of Technical Physics and Materials Science Centre for Energy Research P.O. Box 49 H-1525 Budapest Hungary.

ARTICLE INFO

Keywords:

Prisoner's dilemma
Complex networks
Reputation mechanism
Evolutionary game

ABSTRACT

Reputation plays a crucial role in social interactions by affecting the fitness of individuals during an evolutionary process. Previous works have extensively studied the result of imitation dynamics without focusing on potential irrational choices in strategy updates. We now fill this gap and explore the consequence of such kind of randomness, or one may interpret it as an autonomous thinking. In particular, we study how this extended dynamics alters the evolution of cooperation when individual reputation is directly linked to collected payoff, hence providing a general fitness function. For a broadly valid conclusion, our spatial populations cover different types of interaction topologies, including lattices, small-world and scale-free graphs. By means of intensive simulations we can detect substantial increase in cooperation level that shows a reasonable stability in the presence of a notable strategy mutation.

1. Introduction

The emergence of cooperation in a group of self-interest actors is an intensively studied problem among researchers originated from various academic fields [1, 2], including microbiology, ecology, economics, and social sciences [3, 4, 5]. In natural world, both in animal kingdom and human societies, there are several exotic examples of cooperation, such as food-sharing among vampire bats [6], or 'marine snow' [7]. But cooperation is also essential to address vital challenges of climate change or environmental protection [8, 9, 10, 11]. Despite of the collective benefit for mutual cooperation, defection is still tempting in a social dilemma situation because it offers the highest individual payoff for a defector [12].

Evolutionary game theory [13, 14] was proposed to address this problem where the various form of conflict is described by some frequently studied games, including prisoner's dilemma game (PDG) [15, 16, 17, 18, 19], snowdrift game (SDG) [20, 21, 22], stag hunt game (SHG) [23, 24] and public goods game (PGG) [25, 26]. As a key finding, the spatial setting of participants is an essential element to reach decent cooperation level even at harsh conditions when defection is attractive otherwise. This observation launched a bloom of research activity where different interaction graphs were studied systematically. Starting from the simplest lattice topology, the consequence of random graph [27, 28, 29], small-world networks [30, 31, 32], scale-free networks [33, 34], or even more complex interdependent and multiplex graphs were revealed [35, 36, 37, 38].

Beside spatial setting, alternative cooperation supporting elements are also identified, like various ways of reciprocity, reputation [39, 40], punishment [41, 42, 43], exclusion [44, 45, 46, 47], reward [48], persistence [49, 50], etc. Furthermore, to go beyond the simplest approach of binary strategy choice of unconditional strategies, more sophisticated multi-strategy models enrich the diversity of individual actions. Just to mention a few, tit-for-tat [51, 52] or win-stay-lose-shift strategy updates [53], but this research path also includes interactive diversity where the same player behaves differently toward different neighbors [54].

We here focus on reputation, as a fruit of the most complex and distinctive activities in human society, that extensively influences the individual and group choices during interactions [46, 55, 56, 57]. Bad reputation, for instance, has serious consequences on individual success. The involved members are not popular in a society, but people with low credit scores also have difficulties to apply for a loan in banks. In today's increasingly digitized societies, personal information has become more transparent, allowing people to access information about the reputation and social

*Corresponding authors: myfeng@swu.edu.cn

circles of their associates via social media, which allows people to gather reliable information about the willingness of cooperation of others.

The other key element of our model is the microscopic dynamics, the way how a player changes strategy. A reasonable choice is imitation which is a prevalent instinct observed among animals, and, of course, humans are no exception [58]. Individuals often imitate those who surpass them in certain aspects, aiming to improve themselves or reap greater rewards. In a particular example, students in modern societies diligently imitate the learning methods and even lifestyle habits of high-achievers, aspiring to achieve academic success, just like their role models [59]. In a recent related study, Zhang *et al.* investigated the influence of asymmetric comparison of fitness based on reputation [60]. Undoubtedly, imitation serves as a common and representative rule for strategy updating, most of the literature primarily focus on this aspect. However, it is important to acknowledge that human society is replete with “irrational choices” or “sudden acts” where individuals do not rely solely on a single criterion to make strategic decisions [61, 62]. Hence, it remains unexplored how additional updating protocol, in parallel with the leading imitation process, affects the collective behavior.

In previous works where the influence of reputation on cooperation was studied, researchers mostly focused on the imitation rule without assuming additional microscopic effects. However, some earlier papers already highlighted that individuals possess a certain probability of mutation or “exploration rate” besides inheriting the strategies of the parent generation, to express the initiative and uncertainty in strategy selection [63, 64, 65]. Motivated by these observations, we propose a new model to discuss the influence of reputation on the evolution of cooperation in spatial populations. Initially, the reputation value of each individual is set to be a starting value which is then updated after each game with neighbors. During microscopic dynamics, we combine the imitation process with a random individual strategy mutation, which helps us to explore the potential consequences of irrational decision-making and psychological factors in collective behavior.

The remaining of our paper is organized as follows. Section 2 describes our models and evolutionary dynamics in detail. In Section 3, the simulation results showcase the influence of the imitation-mutation strategy update rule on the evolution of cooperation compared to the traditional imitation rule. Section 4 gives comprehensive conclusions drawn from this work.

2. Imitation-mutation model

Previous studies focusing on reputation mostly considered imitation as an individual strategy updating rule (referred as IM in the following). To generalize and extend these microscopic dynamics, we propose an imitation-mutation strategy update rule (referred as IM-MUTA). This protocol differs significantly from previous cases, as the introduced mutation rate to some extent represents irrational choices made by humans. In this section, we mainly summarize the details of our game model based on individuals with reputation mechanisms that is considered in individual’s payoff which mostly determines strategy-updating process. First, we summarize those games where we study social dilemma situations.

2.1. Social dilemma for PDG and SDG

In the PDG, each individual chooses between cooperation (C) or defection (D). In case of mutual cooperation, each individual receives a payoff of R . For mutual defection, both players are punished by payoff P . When C and D players meet, the former receives a payoff of S , while the latter enjoys the highest payoff of T . The rank $T > R > P > S$ defines a PDG, where defection is the better individual strategy independently of the other’s choice. In the context of SDG, which uses the same strategies and payoff parametrization, the main difference is the $T > R > S > P$ rank of payoff elements. This subtle alteration in the payoff structure leads to an alternative Nash-equilibrium formed by a C-D pair. In essence, a rational player adopts the opposite strategic stance represented by the partner in the realm of SDG.

By following previous works we fix $R = 1$ and $P = 0$ parameter values and the remaining two free payoff elements characterize the games. Without losing the essence of dilemmas we further reduce the number of free parameters and we determine both T and S values by a single parameter. In particular, for PDG we use $T = 1 + r_1$ and $S = -r_1$, while for SDG $T = 1 + r_2$ and $S = 1 - r_2$. Summing up, the corresponding payoff matrix is

$$M_1 = \begin{pmatrix} 1 & -r_1 \\ 1 + r_1 & 0 \end{pmatrix} \quad (1)$$

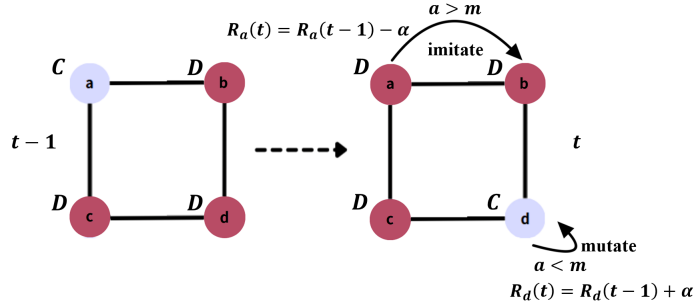


Fig. 1: Schematic diagram of the imitation-mutation process and reputation mechanism. At $t - 1$ time, player 'a' is a cooperater while others, player 'b', 'c', and 'd' are defectors. In the next step player 'a' imitates the strategy of player 'b' with probability $1 - m$, while player 'd' chooses random mutation with probability m . Meanwhile, the reputation index is updated for both players as indicated.

for PDG, while the M_2 matrix for SDG is

$$M_2 = \begin{pmatrix} 1 & 1 - r_2 \\ 1 + r_2 & 0 \end{pmatrix}. \quad (2)$$

In both cases parameters r_1 and r_2 remain in $0 < r_1 < 1, 0 < r_2 < 1$ interval. For both games the higher the r_1 or r_2 the greater the temptation to defect.

All individuals are arranged on a network where they interact with their neighbors and collect an accumulated payoff $P_i(t)$ at time t according to a payoff matrix described above.

2.2. Evolutionary dynamics

During an elementary step, we update not only the s_i strategy of individual i but also its R_i reputation. Suppose that $R_i = 0$ at $t = 0$ time. Later this value may change depending on the actual strategy represented by the actor in the latest step. In general, R_i is increased by a value α if player i becomes a cooperater and it is decreased by the same amount in the reversed case. The time evolution of individual reputation can be summarized as

$$R_i(t) = \begin{cases} R_i(t-1) + \alpha, & s_i(t) = C \\ R_i(t-1) - \alpha, & s_i(t) = D. \end{cases} \quad (3)$$

Importantly, the above defined R_i value always remains in the $0 \leq R_i \leq 2$ interval. Another key assumption of our model is the reputation value affects the fitness level of players directly, hence it has straightforward impact on strategy update. In particular, the total fitness of player i at time t is defined by

$$F_i(t) = R_i(t) \times P_i(t), \quad (4)$$

where the accumulated $P_i(t)$ payoff value is calculated from the interactions with neighbors according to the payoff matrix defined by Eq. (1) Social dilemma for PDG and SDG equation.2.1) or Eq. (2) Social dilemma for PDG and SDG equation.2.2).

The extended imitation-mutation dynamics is defined in the following way. With probability m the selected player i will change its current strategy randomly independently of the state of the neighborhood, otherwise, with probability $1 - m$, the player follows the standard imitation protocol and imitates the strategy of a randomly chosen neighbor j with probability H_j . This probability, as we noted, depends on the extended fitness values of involved partners:

$$H_i(t) = \frac{1}{1 + \exp[(F_i(t) - F_j(t))/K]}. \quad (5)$$

Here $F_i(t), F_j(t)$ are the fitness of individual i and j , respectively and parameter K represents the noise level of imitation. In the following, we use $K = 0.7$ value for the imitation process.

To gain a more comprehensive view of the consequence of the extended dynamics and fitness function, we consider two different social games, as described above, and apply various interaction topologies. In particular, to describe the interactions between players we use square-lattice graphs with periodic boundary conditions, small-world (WS), and scale-free (BA) networks. In the last two graphs, the average degree is $\langle k \rangle = 4$ and $\langle k \rangle = 6$, respectively. In all cases, we consider a population of $N = 10000$ individuals.

According to the standard protocol, we launch the evolution from a random initial state where players are cooperators or defectors with equal weight. In each iteration step on average, all players have a chance to update their strategy and reputation index. When reaching the final stationary state after 100000 steps we calculate different quantities, like the fraction of cooperators or the average fitness level. For reliable statistics, each experiment was repeated 10 times.

Figure 1 Schematic diagram of the imitation-mutation process and reputation mechanism. At $t - 1$ time, player ‘a’ is a cooperator while others, player ‘b’, ‘c’, and ‘d’ are defectors. In the next step player ‘a’ imitates the strategy of player ‘b’ with probability $1 - m$, while player ‘d’ chooses random mutation with probability m . Meanwhile, the reputation index is updated for both players as indicated. figure.caption.1 summarizes the elementary steps of our proposed model. As it is illustrated, players in the network have two ways to update their strategies. While player ‘a’ applies imitation and adopts the defector strategy of neighboring ‘b’, player ‘d’ updates its current strategy randomly, independently of the status of neighbors. The latter happens with probability m , while the former with probability $1 - m$. In parallel, the reputation index of these players is also changed, increased, or decreased by α value, according to their latest strategy.

3. Results

In this section, we first present the results obtained for PDG. The f_C stationary portion of cooperators is measured at different values of r_1 which represent different strengths of the prisoner’s dilemma. Furthermore, we also check the impact of parameters α and m on the f_C level. The system behavior is analyzed for different graph structures, as indicated. After we extend our study by considering SDG situation. For all experiments, in the initial state, the proportion of cooperators and defectors in the network is both 50%, which means that half of the individuals in the network are cooperators, and the other half are defectors.

3.1. Evolution of cooperation in PDG under IM-MUTA dynamics

To gain a first impression about the consequence of extended updating dynamics we first present the time evolution of cooperation level obtained for different parameter values and conditions of topology. An overview can be seen in Fig. 2 **The evolution of cooperation in PDG for different dynamics and topology.** Curves show the time evolution of f_C starting from a random initial state for different r_1 values as indicated in the legend. The top row illustrates the evolution of the traditional model where players always follow imitation (IM) during strategy updates. Panel (a) to (c) represent different interaction graphs, as shown in the labels. As a comparison, the bottom row depicts those cases where the extended imitation-mutation (IM-MUTA) strategy update is applied. Other parameters are $\alpha = 0.05$ and $m = 0.2$. Note that we used a semi-log plot to stress the time dependence faithfully. The time evolution of f_C , “first down, later up”, demonstrates how network reciprocity works. figure.caption.2, where the typical evolution is shown starting from a random initial state. In each case we used a broad variety of r_1 parameters, ranging from 0.1 to 1.0, to span both weak and strong dilemma situations. To identify the robust system behavior we applied various interaction topologies, such as lattice, panel (a) and (d), small-world random graph, panel (b) and (e), and last highly heterogeneous scale-free network, shown in panel (c) and (f).

Most importantly, we compare the cases where the traditional and the extended updating dynamics are applied. The first row of Fig. 2 **The evolution of cooperation in PDG for different dynamics and topology.** Curves show the time evolution of f_C starting from a random initial state for different r_1 values as indicated in the legend. The top row illustrates the evolution of the traditional model where players always follow imitation (IM) during strategy updates. Panel (a) to (c) represent different interaction graphs, as shown in the labels. As a comparison, the bottom row depicts those cases where the extended imitation-mutation (IM-MUTA) strategy update is applied. Other parameters are $\alpha = 0.05$ and $m = 0.2$. Note that we used a semi-log plot to stress the time dependence faithfully. The time evolution of f_C , “first down, later up”, demonstrates how network reciprocity works. figure.caption.2 shows the evolution when players always follow the imitation protocol. To reveal the details of time evolution we use semi-log plots for all panels shown in this figure. It is a common feature for all networks that cooperators cannot survive if r_1 is high enough because,

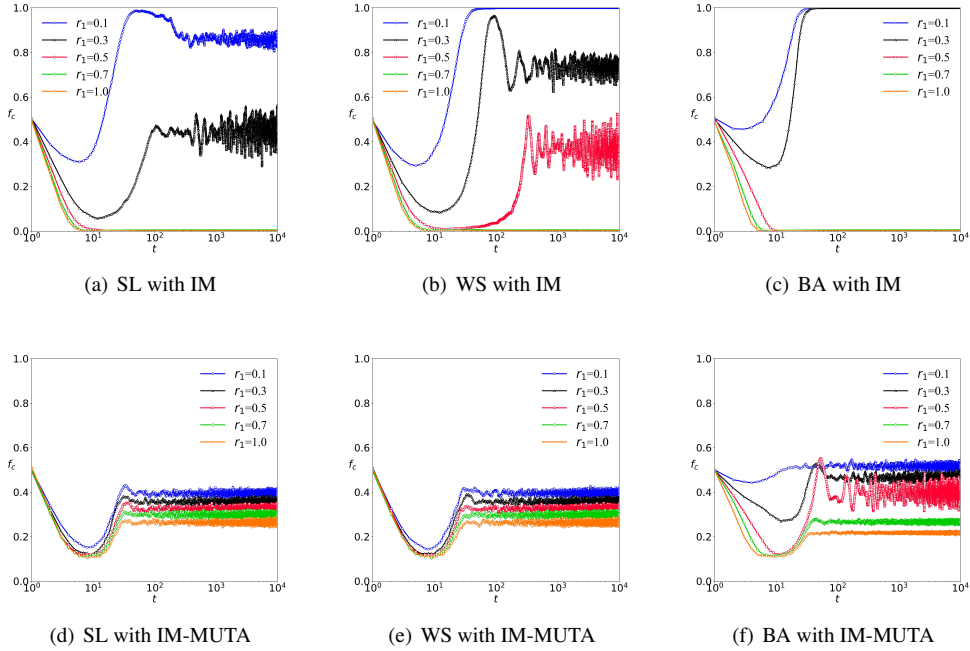


Fig. 2: The evolution of cooperation in PDG for different dynamics and topology. Curves show the time evolution of f_C starting from a random initial state for different r_1 values as indicated in the legend. The top row illustrates the evolution of the traditional model where players always follow imitation (IM) during strategy updates. Panel (a) to (c) represent different interaction graphs, as shown in the labels. As a comparison, the bottom row depicts those cases where the extended imitation-mutation (IM-MUTA) strategy update is applied. Other parameters are $\alpha = 0.05$ and $m = 0.2$. Note that we used a semi-log plot to stress the time dependence faithfully. The time evolution of f_C , “first down, later up”, demonstrates how network reciprocity works.

in this parameter region, the advantage of defection is overwhelming. For small r_1 values, however, they can survive. It is again a generally valid feature that in the latter case there are “first down, later up” dynamics in the cooperation level. This is a well-known indication of how network reciprocity works [66, 67]. Namely, cooperators are sensitive in a randomized initial state, but surviving cooperators can form a compact domain and this domain can eventually grow in the sea of defectors. The only difference between different graphs is cooperators and defectors can coexist at appropriate values of r_1 on lattices or in random graphs, while there is a sharp transition between dominant states in a highly heterogeneous scale-free graph.

When mutation, or exploratory updating dynamics is also present, shown in the bottom row of Fig. 2 **The evolution of cooperation in PDG for different dynamics and topology.** Curves show the time evolution of f_C starting from a random initial state for different r_1 values as indicated in the legend. The top row illustrates the evolution of the traditional model where players always follow imitation (IM) during strategy updates. Panel (a) to (c) represent different interaction graphs, as shown in the labels. As a comparison, the bottom row depicts those cases where the extended imitation-mutation (IM-MUTA) strategy update is applied. Other parameters are $\alpha = 0.05$ and $m = 0.2$. Note that we used a semi-log plot to stress the time dependence faithfully. The time evolution of f_C , “first down, later up”, demonstrates how network reciprocity works. figure.caption.2, the time dynamics change significantly. Here we applied $\alpha = 0.05$ and $m = 0.2$ parameter values. The most striking difference is the extended dynamics provide a “safer” trajectory for cooperators. More precisely, they can survive for all r_1 values in all interaction graphs. We should stress that this behavior is not a straightforward consequence of randomized strategy update because the stationary value of f_C is always higher than the one we would expect based on the value of m . Notably, the non-monotonous feature of time evolution can be detected again, signaling that network reciprocity is still working. Therefore we can conclude that there is synergy between imitation and exploratory mutation-based strategy updates which provide a more efficient

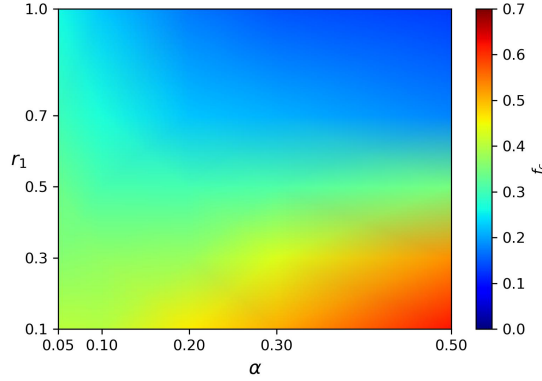


Fig. 3: Stationary fraction of cooperators on $r_1 - \alpha$ parameter plane. The results are obtained for WS interaction graph by using $m = 0.2$. The impact of parameter α is ambiguous, while for low r_1 values, it is better to use large α steps during the reputation update, for larger r_1 values smaller α provide a larger cooperation level. The largest cooperation level can be reached in the low r_1 - large α corner of the parameter plane. Note that cooperation level cannot reach 1 even for large r_1 due to mutation mechanism.

protocol for cooperation even in very harsh conditions. The other generally valid observation is the usage of the IM-MUTA protocol seems to mitigate some of the effects associated with network topology, leading to a convergence in the cooperative evolution trends across all networks.

3.2. The effect of α on cooperation level

The next crucial point is to explore how parameter α affects our observations. More precisely, to clarify if there is any significant consequence how drastically we change the reputation index of players during an elementary step. One can argue that the answer may largely depend on the dilemma strength, namely on the value of r_1 . To answer this question properly, in Fig. 3 **Stationary fraction of cooperators on $r_1 - \alpha$ parameter plane.** The results are obtained for WS interaction graph by using $m = 0.2$. The impact of parameter α is ambiguous, while for low r_1 values, it is better to use large α steps during the reputation update, for larger r_1 values smaller α provide a larger cooperation level. The largest cooperation level can be reached in the low r_1 - large α corner of the parameter plane. Note that cooperation level cannot reach 1 even for large r_1 due to mutation mechanism. figure.caption.3 we present the stationary cooperation level on the $r_1 - \alpha$ parameter plane. We here use WS small-world graph which practically represents all significant system behavior, as we previously illustrated in Fig. 2 **The evolution of cooperation in PDG for different dynamics and topology.** Curves show the time evolution of f_C starting from a random initial state for different r_1 values as indicated in the legend. The top row illustrates the evolution of the traditional model where players always follow imitation (IM) during strategy updates. Panel (a) to (c) represent different interaction graphs, as shown in the labels. As a comparison, the bottom row depicts those cases where the extended imitation-mutation (IM-MUTA) strategy update is applied. Other parameters are $\alpha = 0.05$ and $m = 0.2$. Note that we used a semi-log plot to stress the time dependence faithfully. The time evolution of f_C , “first down, later up”, demonstrates how network reciprocity works. figure.caption.2.

As we discussed in the model definition, parameter α characterizes the way how intensively we adjust the reputation index due to the strategy change of an actor. When the value of α is small then the cooperators act is rewarded gently, while large α values represent strong direct support for cooperation. Based on this interpretation we may expect larger improvement for larger α values, but this expectation is just partly justified. As Fig. 3 **Stationary fraction of cooperators on $r_1 - \alpha$ parameter plane.** The results are obtained for WS interaction graph by using $m = 0.2$. The impact of parameter α is ambiguous, while for low r_1 values, it is better to use large α steps during the reputation update, for larger r_1 values smaller α provide a larger cooperation level. The largest cooperation level can be reached in the low r_1 - large α corner of the parameter plane. Note that cooperation level cannot reach 1 even for large r_1 due to mutation mechanism. figure.caption.3 highlights, we can reach significant improvement in cooperation for higher α values, but only for smaller r_1 values. This picture becomes the opposite if r_1 exceeds $r_1 = 0.5$ value. Above this threshold level in the dilemma, it is detrimental to apply large steps when reputation is updated. Instead, we can reach the highest cooperation level when α is small.

The latter phenomenon can be explained by the fact that, under the highest temptation condition ($r_1 = 1.0$), a higher reputation update coefficient (α) rapidly diminishes individuals' reputations in the network, rendering the strategy update based on Eq. 4 Evolutionary dynamic equation.2.4 less effective. Consequently, cooperation is primarily sustained through strategy updates based on Eq. 5 Evolutionary dynamic equation.2.5. Furthermore, when examining the change in the cooperation frequency at $\alpha = 1$, we observed consistent behavior with $\alpha = 0.5$. Namely, under high temptation values, the cooperation frequency curves exhibit a rapid fall that stabilizes at lower values without exhibiting any local minima. However, when α is less than or equal to 0.3, in the context of high temptation, although the cooperation frequency also decreases, after some early iterations (around 10^1), the cooperation frequency curve shows a slight rebound and stabilizes. In this case, the overall cooperation curve exhibits a local minimum. In Fig. 4 **Time evolution of cooperation on WS graph obtained for different α values.** Panel (a) to (d) respectively shows the cases for $\alpha = 0.05, 0.2, 0.3,$ and 0.4 . In all cases, $m = 0.2$ was fixed. The applied r_1 values are indicated in the legend for each panel. The comparison of trajectories suggests that the impact of network reciprocity is practically diminished if α exceeds 0.3. figure.caption.4(a), where $\alpha = 0.4$, the trends of the cooperation differ from those shown in Figs. 4 **Time evolution of cooperation on WS graph obtained for different α values.** Panel (a) to (d) respectively shows the cases for $\alpha = 0.05, 0.2, 0.3,$ and 0.4 . In all cases, $m = 0.2$ was fixed. The applied r_1 values are indicated in the legend for each panel. The comparison of trajectories suggests that the impact of network reciprocity is practically diminished if α exceeds 0.3. figure.caption.4(a), (b), and (c). In Figs. 4 **Time evolution of cooperation on WS graph obtained for different α values.** Panel (a) to (d) respectively shows the cases for $\alpha = 0.05, 0.2, 0.3,$ and 0.4 . In all cases, $m = 0.2$ was fixed. The applied r_1 values are indicated in the legend for each panel. The comparison of trajectories suggests that the impact of network reciprocity is practically diminished if α exceeds 0.3. figure.caption.4(a) and (b), it is clear that the curves initially decline, then rise, and finally saturate after a slight decrease. In Fig. 4 **Time evolution of cooperation on WS graph obtained for different α values.** Panel (a) to (d) respectively shows the cases for $\alpha = 0.05, 0.2, 0.3,$ and 0.4 . In all cases, $m = 0.2$ was fixed. The applied r_1 values are indicated in the legend for each panel. The comparison of trajectories suggests that the impact of network reciprocity is practically diminished if α exceeds 0.3. figure.caption.4(c), although the trends of the curves are not as pronounced as in panels (a) and (b), they are still qualitatively similar. However, when $\alpha = 0.4$, in Fig. 4 **Time evolution of cooperation on WS graph obtained for different α values.** Panel (a) to (d) respectively shows the cases for $\alpha = 0.05, 0.2, 0.3,$ and 0.4 . In all cases, $m = 0.2$ was fixed. The applied r_1 values are indicated in the legend for each panel. The comparison of trajectories suggests that the impact of network reciprocity is practically diminished if α exceeds 0.3. figure.caption.4(d), the curves initially rise and then saturate for smaller r_1 values. As r_1 increases, the cooperation level decays first and then saturates without showing a local temporary minimum. Based on Fig. 3 **Stationary fraction of cooperators on $r_1 - \alpha$ parameter plane.** The results are obtained for WS interaction graph by using $m = 0.2$. The impact of parameter α is ambiguous, while for low r_1 values, it is better to use large α steps during the reputation update, for larger r_1 values smaller α provide a larger cooperation level. The largest cooperation level can be reached in the low r_1 - large α corner of the parameter plane. Note that cooperation level cannot reach 1 even for large r_1 due to mutation mechanism. figure.caption.3 and Fig. 4 **Time evolution of cooperation on WS graph obtained for different α values.** Panel (a) to (d) respectively shows the cases for $\alpha = 0.05, 0.2, 0.3,$ and 0.4 . In all cases, $m = 0.2$ was fixed. The applied r_1 values are indicated in the legend for each panel. The comparison of trajectories suggests that the impact of network reciprocity is practically diminished if α exceeds 0.3. figure.caption.4, we can conclude that there is no clear connection between cooperation and evolving reputation mechanism because the consequence of α depends sensitively on the temptation level.

To gain a deeper understanding of the counter-intuitive phenomenon discussed above we also measured the average fitness of competing strategies. To reveal the difference resulting in diverse system behavior we selected two representative r_1 values from the low- and large-temptation regions. Their comparison can be seen in Fig. 5 **The average fitness of strategies at different temptation values in PDG on WS graph.** With IM-MUTA, Panel (a) depicts how fitness values change for different α for low temptation at $r_1 = 0.1$. Panel (b) shows the same quantities for $r_1 = 0.7$ which represents high temptation. The fitted lines indicate clearly that at low temptation cooperators benefit more if we increase the reputation step α . At large temptation, however, cooperators suffer more from the usage of larger α . figure.caption.5. The first panel summarizes the low temptation case, obtained at $r_1 = 0.1$ for different α values, as indicated. The increase of α leads to an increase in the average fitness both for cooperators and defectors, but in a different way. In particular, the increment due to large α is significantly larger for cooperators, hence they can benefit more from the intensive change of reputation index. As a result, the general cooperation level grows by increasing α in the low-temptation region. Panel (b) illustrates what is happening when the temptation level is significant. In this case, both defectors and cooperators gain less if we increase α . But the change in the general fitness of cooperators is

An evolutionary game with reputation-based imitation-mutation dynamics

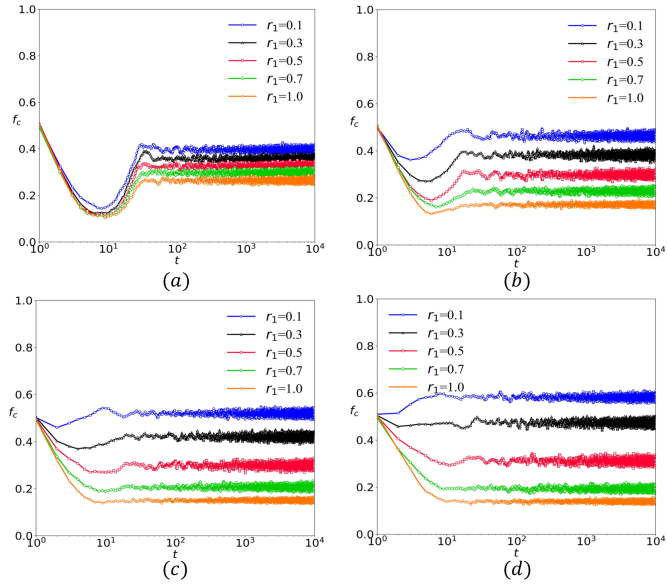


Fig. 4: Time evolution of cooperation on WS graph obtained for different α values. Panel (a) to (d) respectively shows the cases for $\alpha = 0.05, 0.2, 0.3,$ and 0.4 . In all cases, $m = 0.2$ was fixed. The applied r_1 values are indicated in the legend for each panel. The comparison of trajectories suggests that the impact of network reciprocity is practically diminished if α exceeds 0.3 .

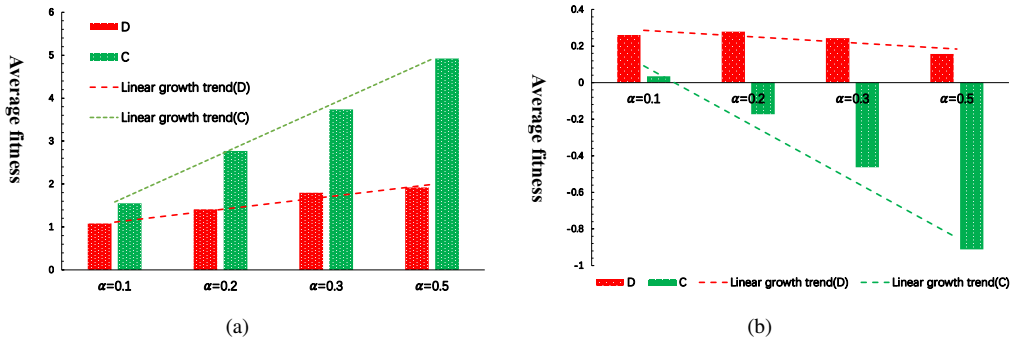


Fig. 5: The average fitness of strategies at different temptation values in PDG on WS graph. With IM-MUTA, Panel (a) depicts how fitness values change for different α for low temptation at $r_1 = 0.1$. Panel (b) shows the same quantities for $r_1 = 0.7$ which represents high temptation. The fitted lines indicate clearly that at low temptation cooperators benefit more if we increase the reputation step α . At large temptation, however, cooperators suffer more from the usage of larger α .

significantly larger, compared to the change for defectors, where the decline is just moderate. Accordingly, the total change is negative, leading to a low-cooperation state for the system. At this point, the drastic change in reputation becomes a burden, causing cooperators to plunge into an abyss and triggering a chain reaction that leads to a state mostly dominated by defection. Such situations are common in real life, e.g., when a large-scale bank experiences a run, it can shake the entire country's financial industry and subsequently trigger a credit crisis throughout society.

3.3. Effect of mutation rate m on the cooperation

To finish our study of PDG we last studied how the mutation rate m affects the general cooperation level in our model with extended updating dynamics. To make the results comparable to previous cases we keep WS network as an interaction graph and survey the cooperation level at different m values in the full range of r_1 parameter. **Figure 6: Time evolution of cooperation under different m values obtained for WS graph in PDG.** Panel (a) to (d) shows the

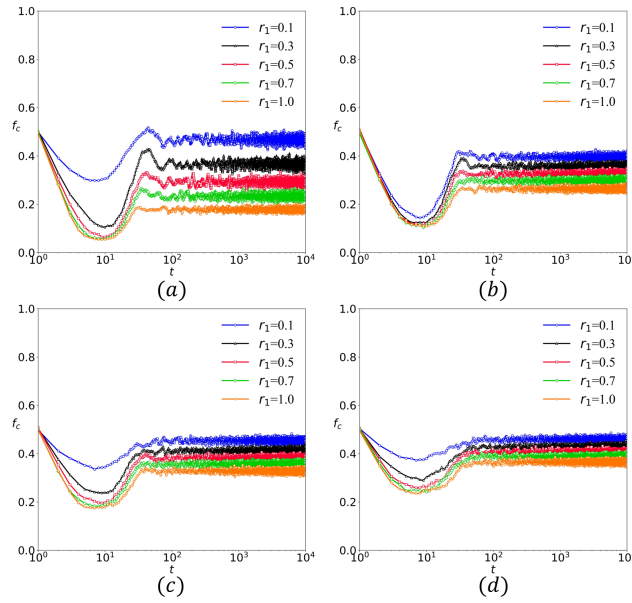


Fig. 6: Time evolution of cooperation under different m values obtained for WS graph in PDG. Panel (a) to (d) shows the trajectories obtained at $m = 0.1, 0.2, 0.3,$ and $0.4,$ respectively. Each curve corresponds to different r_1 values, as indicated in the legend. Even though the trend of each curve in the four pictures is similar, the stationary value of f_C increases as m increases and gradually approaches 0.5.

trajectories obtained at $m = 0.1, 0.2, 0.3,$ and $0.4,$ respectively. Each curve corresponds to different r_1 values, as indicated in the legend. Even though the trend of each curve in the four pictures is similar, the stationary value of f_C increases as m increases and gradually approaches 0.5. figure.caption.6 summarizes our findings. Here we present the time evolution of the cooperation level starting from a random initial state for $m = 0.1, 0.2, 0.3,$ and $0.4.$

The typical dynamics signaling network reciprocity can be seen for all cases, but the minimum values are gradually lifted by increasing m . As expected, the largest difference in the stationary f_C levels for different r_1 values can be seen for the smallest m value and these differences become marginal for very high m values in panel (d).

By comparing the four panels, we observe that as m increases, the f_c value at steady state decreases for low r_1 values ($r_1 = 0.1$ or 0.3). It becomes evident that when m exceeds 0.2, the reputation mechanism becomes significantly less effective, and f_c approaches 0.5 after $t = 10^2$. Therefore, controlling the value of m is crucial. An excessively high value of m can greatly diminish the effectiveness of the reputation mechanism. In Fig. 6**Time evolution of cooperation under different m values obtained for WS graph in PDG.** Panel (a) to (d) shows the trajectories obtained at $m = 0.1, 0.2, 0.3,$ and $0.4,$ respectively. Each curve corresponds to different r_1 values, as indicated in the legend. Even though the trend of each curve in the four pictures is similar, the stationary value of f_C increases as m increases and gradually approaches 0.5. figure.caption.6(d), in contrast to Fig. 6**Time evolution of cooperation under different m values obtained for WS graph in PDG.** Panel (a) to (d) shows the trajectories obtained at $m = 0.1, 0.2, 0.3,$ and $0.4,$ respectively. Each curve corresponds to different r_1 values, as indicated in the legend. Even though the trend of each curve in the four pictures is similar, the stationary value of f_C increases as m increases and gradually approaches 0.5. figure.caption.6(a) or (c), the amplitude of fluctuations in the f_c curve decreases. During the descending phase, with $r_1 = 1.0,$ the curve's minimum value only reaches approximately 0.25. Furthermore, the cooperation frequency at the equilibrium state reaches a notable value of 0.4, which exhibits minimal deviation compared to the curve at $r_1 = 0.1.$

In sum, we can conclude that increasing m reduces the influence of r_1 on the resulting cooperative level, hence weakening the positive consequence of the reputation mechanism. Nevertheless, the final cooperation level is still beyond the portion dictated by the naïve estimation of m even at very large r_1 values, hence the positive consequence of the extended dynamics in collaboration with the generalized fitness function can still be detected.

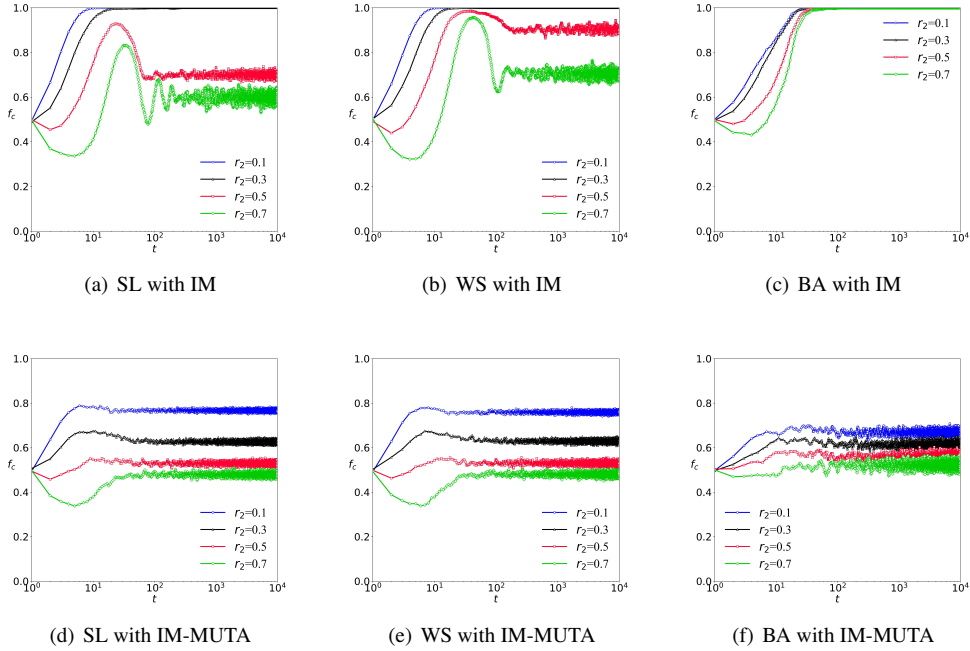


Fig. 7: The evolution of cooperation in SDG for different dynamics and topology. Curves show the time evolution of f_C starting from a random initial state for different r_1 values as indicated in the legend. The top row illustrates the evolution of the traditional model where players always follow imitation (IM) during strategy updates. Panel (a) to (c) represent different interaction graphs, as shown in the labels. As a comparison, the bottom row depicts those cases where the extended imitation-mutation (IM-MUTA) strategy update is applied. Other parameters are $\alpha = 0.05$ and $m = 0.2$. Similarly to previous figures, we used a semi-log plot to stress the time-dependence more accurately.

3.4. Models in SDG game

Finally, we complete our study by checking the newly introduced dynamics in SDG. Conceptually similar to the earlier discussed main section we now here apply three different types of interaction graphs, such as square lattice, WS small-world graph, and BA scale-free network. Besides, again for better comparison, we present results obtained by using the traditional and the extended dynamics. Our key observations are summarized in Fig. 7. The evolution of cooperation in SDG for different dynamics and topology. Curves show the time evolution of f_C starting from a random initial state for different r_1 values as indicated in the legend. The top row illustrates the evolution of the traditional model where players always follow imitation (IM) during strategy updates. Panel (a) to (c) represent different interaction graphs, as shown in the labels. As a comparison, the bottom row depicts those cases where the extended imitation-mutation (IM-MUTA) strategy update is applied. Other parameters are $\alpha = 0.05$ and $m = 0.2$. Similarly to previous figures, we used a semi-log plot to stress the time-dependence more accurately. The top row denotes the time evolution in the traditional case when players always use imitation to update their strategies. The bottom row illustrates the system behavior when IM-MUTA update is used. As a general observation, the extended dynamics always provide a smaller cooperation level than the one we can reach by using solely imitation. The difference is especially shocking in the low r_2 interval where full cooperation can always be reached independently of the applied interaction graph. If, however, IM-MUTA is used, f_C cannot exceed 0.8. The smallest difference between the cooperation levels obtained for different dynamics can be detected for lattice structure in the large r_2 interval where network reciprocity has no relevance even in the traditional case [68].

Evidently, the above-described observations were obtained at a specific α value, therefore we can ask how this parameter changes the final outcome. The answer is given in Fig. 8. Stationary fraction of cooperators on $r_2 - \alpha$ parameter plane in SDG. The results are obtained for WS interaction graph by using $m = 0.2$. The impact of parameter α is clear, independently of r_2 value, the cooperation level can always be increased by using larger α steps during the reputation update. The largest cooperation level can be reached in the low r_2 - high α corner of the parameter

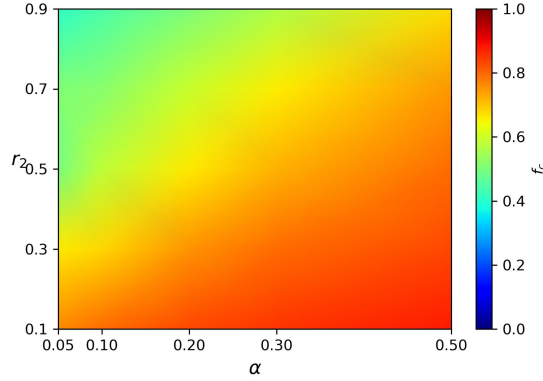


Fig. 8: Stationary fraction of cooperators on $r_2 - \alpha$ parameter plane in SDG. The results are obtained for WS interaction graph by using $m = 0.2$. The impact of parameter α is clear, independently of r_2 value, the cooperation level can always be increased by using larger α steps during the reputation update. The largest cooperation level can be reached in the low r_2 - high α corner of the parameter plane.

plane.figure.caption.8 where we plot the average cooperation level on the $r_2 - \alpha$ parameter plane. For a fair comparison obtained for PDG in Fig. 3 **Stationary fraction of cooperators on $r_1 - \alpha$ parameter plane.** The results are obtained for WS interaction graph by using $m = 0.2$. The impact of parameter α is ambiguous, while for low r_1 values, it is better to use large α steps during the reputation update, for larger r_1 values smaller α provide a larger cooperation level. The largest cooperation level can be reached in the low r_1 - large α corner of the parameter plane. Note that cooperation level cannot reach 1 even for large r_1 due to mutation mechanism.figure.caption.3, we used WS interaction graph and $m = 0.2$ mutation rate again. In stark contrast to the previous case, here the increase of α always improves cooperation independently of the applied r_2 value. Naturally, as previously, at higher temptation when we increase r_2 at a fixed α value, the cooperation level always decreases. The difference between the system behavior observed in PDG and SDG may be explained by the fact that SDG has different Nash-equilibrium hence the mixture of strategies provides the best strategy arrangement for an optimal global state even in the case when only imitation is allowed. Therefore the introduction of mutations does not really change the microscopic dynamics.

4. Conclusions and outlooks

Reputation has been extensively examined in prior studies to assess its influence on the dynamics of cooperation. Nevertheless, existing literature predominantly focuses on the imitation of strategy update rules, often overlooking the presence of “emergencies” or “irrationalities” in individual’s decision-making processes [69, 70]. This paper combines two aspects and introduces the concept of a mutation rate to individuals, which can be considered as an element of irrationality, allowing players to deviate from the pressure dictated by their neighborhood. The other key element of our model is the extended fitness function where reputation affects the likelihood of strategy imitation directly.

For a comprehensive study, we tested different types of interaction graphs, including lattices, random small-world, and scale-free topology. Furthermore, we also used alternative social dilemmas including prisoner’s dilemma (PDG) and snow-drift game (SDG). In the former case, the usage of extended dynamics could be beneficial for cooperator strategy, particularly in high-temptation regions. This mechanism reduces the fluctuations in cooperation frequency and bolsters individuals’ resistance to temptation. Conversely, in the case of SDG the usage of extended strategy updates is detrimental. As we noted, the difference can be explained in the diverse Nash-equilibrium characterizing these games.

The practical significance of these experimental results is noteworthy. When investigating the reputation growth coefficient, we have observed that a high reputation growth rate does not necessarily assist individuals in maintaining cooperation when faced with high-temptation situations. A rapid growth of reputation involves increased risks. When accumulated reputation becomes excessively high, any erroneous strategy choice can lead to a sharp decline in an individual’s fitness, triggering widespread defection. This phenomenon mirrors real-life experience, where highly esteemed individuals, when embroiled in a scandal or controversy, incur significant costs and resource depletion,

impacting both themselves and society at large. Unlike prior studies, networks employing our model may not achieve full cooperation. However, this outcome aligns more closely with the complexities of human society.

However, the mutation mechanism employed in this study still has certain drawbacks. When the mutation rate m is excessively high, the strategy updating of individuals tends to converge to a fixed probability. The mutation rate m considered in this study acts as a global regulatory parameter that uniformly applies to all individuals in the network. Experimental results indicate that high values of m inhibit the effectiveness of the reputation mechanism, transforming strategic selection into a pure probabilistic process. Hence, the cooperation frequency curve during the evolutionary process stabilizes, rendering the experimental results less realistic. To better simulate individual strategic decision-making in real-world social contexts, an improvement to the model could involve assigning a unique mutation rate within the network. Also, generating a new mutation rate for each individual in each round is a good method. As a result, our model would achieve a higher level of realism, making it better suited for simulating and understanding the evolution of cooperation. Also, we could address this limitation by incorporating expectation dynamics and combining different strategy updating rules to simulate human autonomous reasoning. Ultimately, we hope that our research can contribute to the field of evolutionary game theory involving self-awareness, group psychology, reputation mechanisms, and other related factors, thereby enhancing the practical relevance of these topics.

Acknowledgements

This research was supported by the National Nature Science Foundation of China (NSFC) under Grant No.62206230, the Humanities and Social Science Fund of Ministry of Education of the People's Republic of China under Grant 21YJCZH028, the Natural Science Foundation of Chongqing under Grant No. CSTB2023NSCQ-MSX0064, and the National Research, Development and Innovation Office (NKFIH) under Grant No. K142948.

Data availability

Data is available upon reasonable request.

Conflicts of interest

The authors declare that they have no conflict of interest concerning the publication of this paper.

References

- [1] M. Perc, J. J. Jordan, D. G. Rand, Z. Wang, S. Boccaletti, A. Szolnoki, Statistical physics of human cooperation, *Phys. Rep.* 687 (2017) 1–51.
- [2] M. A. Nowak, *Evolutionary Dynamics*, Harvard University Press, Cambridge, MA, 2006.
- [3] J.-U. Krefl, Biofilms promote altruism, *Microbiology* 150 (2004) 2751–2760.
- [4] M. Chica, R. Chiong, M. T. P. Adam, T. Teubner, An evolutionary game model with punishment and protection to promote trust in the sharing economy, *Sci. Rep.* 9 (2019) 19789.
- [5] R. Axelrod, *The Evolution of Cooperation*, Basic Books, New York, 1984.
- [6] G. S. Wilkinson, Reciprocal food sharing in the vampire bat, *Nature* 308 (1984) 181–184.
- [7] M. S. Datta, J. Gore, Evolution: 'snowed' in with the enemy, *Current Biology* 24 (2014) R34.
- [8] M. Milinski, R. D. Sommerfeld, H.-J. Krambeck, F. A. Reed, J. Marotzke, The collective-risk social dilemma and the prevention of simulated dangerous climate change, *Proc. Natl. Acad. Sci. U.S.A.* 105 (2008) 2291–2294.
- [9] A. Szolnoki, The power of games: Comment on "climate change governance, cooperation and self-organization" by pacheco, vasconcelos and santos, *Phys. Life Rev.* 11 (2014) 589–590.
- [10] J. He, J. Wang, F. Yu, W. Chen, W. Xu, W. Dai, Persistence-dependent dynamic interactive environment enhances cooperation, *Phys. Lett. A* 469 (2023) 128748.
- [11] X. Chen, A. Szolnoki, Punishment and inspection for governing the commons in a feedback-evolving game, *PLoS Comput. Biol.* 14 (2018) e1006347.
- [12] R. Axelrod, W. D. Hamilton, The evolution of cooperation, *Science* 211 (1981) 1390–1396.
- [13] J. Maynard Smith, *Evolution and the Theory of Games*, Cambridge University Press, Cambridge, U.K., 1982.
- [14] K. Sigmund, *The Calculus of Selfishness*, Princeton University Press, Princeton, NJ, 2010.
- [15] A. Rapoport, A. M. Chammah, *Prisoner's Dilemma: A Study in Conflict and Cooperation*, University of Michigan Press, Michigan, 1970.
- [16] Y. Zhang, Q.-Y. Hao, J.-L. Qian, C.-Y. Wu, N. Guo, X. Ling, The cooperative evolution in the spatial prisoner's dilemma game with the local loyalty of two-strategy, *Appl. Math. Comput.* 466 (2024) 128484.
- [17] Y. Yao, Z. Zeng, B. Pi, M. Feng, Inhibition and activation of interactions in networked weak prisoner's dilemma, *Chaos* 33 (2023) 063124.
- [18] K. Kojo, T. Sakiyama, Restructuring of neighborhood definition based on strategies will enhance the cooperation in a spatial prisoner's dilemma, *Chaos, Solit. and Fract.* 179 (2024) 114404.

- [19] Y. Mao, Z. Rong, Z. Wu, Effect of collective influence on the evolution of cooperation in evolutionary prisoner's dilemma games, *Appl. Math. Comput.* 392 (2021) 125679.
- [20] K. Li, Y. Mao, Z. Wei, R. Cong, Pool-rewarding in n-person snowdrift game, *Chaos, Solit. and Fract.* 143 (2021) 110591.
- [21] M. Feng, S. Han, Q. Li, J. Wu, J. Kurths, Harmful strong agents and asymmetric interaction can promote the frequency of cooperation in the snowdrift game, *Chaos, Solit. and Fract.* 175 (2023) 114068.
- [22] Z. Zeng, Q. Li, M. Feng, Spatial evolution of cooperation with variable payoffs, *Chaos* 32 (2022) 073118.
- [23] B. Skyrms, *Stag-Hunt Game and the Evolution of Social Structure*, Cambridge University Press, Cambridge, U.K., 2004.
- [24] Y. Deng, J. Zhang, The choice-decision based on memory and payoff favors cooperation in stag hunt game on interdependent networks, *Eur. Phys. J. B* 95 (2022) 29.
- [25] Y. Yao, B. Pi, Z. Zeng, M. Feng, Protection and improvement of indirect identity cognition on the spatial evolution of cooperation, *Physica A* 620 (2023) 128791.
- [26] A. Szolnoki, M. Perc, Reward and cooperation in the spatial public goods game, *EPL* 92 (2010) 38003.
- [27] A. Szolnoki, M. Perc, Resolving social dilemmas on evolving random networks, *EPL* 86 (2009) 30007.
- [28] O. Durán, R. Mulet, Evolutionary prisoner's dilemma in random graphs, *Physica D* 208 (2005) 257–265.
- [29] J. Vukov, G. Szabó, A. Szolnoki, Cooperation in the noisy case: Prisoner's dilemma game on two types of regular random graphs, *Phys. Rev. E* 73 (2006) 067103.
- [30] B. J. Kim, A. Trusina, P. Holme, P. Minnhagen, J. S. Chung, M. Y. Choi, Dynamic instabilities induced by asymmetric influence: Prisoner's dilemma game in small-world networks, *Phys. Rev. E* 66 (2002) 021907.
- [31] Z.-X. Wu, X.-J. Xu, Y. Chen, Y.-H. Wang, Spatial prisoner's dilemma game with volunteering in Newman-Watts small-world networks, *Phys. Rev. E* 71 (2005) 037103.
- [32] P. Bin, Y. Li, M. Feng, An evolutionary game with conformists and profiteers regarding the memory mechanism, *Physica A* 597 (2022) 127297.
- [33] F. C. Santos, J. M. Pacheco, Scale-free networks provide a unifying framework for the emergence of cooperation, *Phys. Rev. Lett.* 95 (2005) 098104.
- [34] A. Szolnoki, M. Perc, Z. Danku, Towards effective payoffs in the prisoner's dilemma game on scale-free networks, *Physica A* 387 (2008) 2075–2082.
- [35] Z. Wang, A. Szolnoki, M. Perc, Evolution of public cooperation on interdependent networks: The impact of biased utility functions, *EPL* 97 (2012) 48001.
- [36] Q. Li, G. Zhao, M. Feng, Prisoner's dilemma game with cooperation-defection dominance strategies on correlational multilayer networks, *Entropy* 24 (2022) 822.
- [37] Z. Wang, A. Szolnoki, M. Perc, Interdependent network reciprocity in evolutionary games, *Sci. Rep.* 3 (2013) 1183.
- [38] Y. Mao, Z. Rong, X. Xu, Z. Han, Influence of diverse timescales on the evolution of cooperation in a double-layer lattice, *Front. Phys.* 11 (2023) 1272395.
- [39] H.-X. Yang, J. Yang, Reputation-based investment strategy promotes cooperation in public goods games, *Physica A* 523 (2019) 886–893.
- [40] J. Quan, C. Tang, X. Wang, Reputation-based discount effect in imitation on the evolution of cooperation in spatial public goods games, *Physica A* 563 (2021) 125488.
- [41] D. Helbing, A. Szolnoki, M. Perc, G. Szabó, Evolutionary establishment of moral and double moral standards through spatial interactions, *PLoS Comput. Biol.* 6 (2010) e1000758.
- [42] H. Brandt, C. Hauert, K. Sigmund, Punishing and reputation in spatial public goods games, *Proc. R. Soc. Lond. Ser B* 270 (2003) 1099–1104.
- [43] H.-W. Lee, C. Cleveland, A. Szolnoki, Mercenary punishment in structured populations, *Appl. Math. Comput.* 417 (2022) 126797.
- [44] L. Liu, X. Chen, Indirect exclusion can promote cooperation in repeated group interactions, *Proc. R. Soc. A* 478 (2022) 20220290.
- [45] A. Szolnoki, X. Chen, Alliance formation with exclusion in the spatial public goods game, *Phys. Rev. E* 95 (2017) 052316.
- [46] J. Quan, H. Guo, X. Wang, Impact of reputation-based switching strategy between punishment and social exclusion on the evolution of cooperation in the spatial public goods game, *J. Stat. Mech.* 2022 (2022) 073402.
- [47] X. Sun, L. Han, M. Wang, S. Liu, Y. Shen, Social exclusion with antisocial punishment in spatial public goods game, *Phys. Lett. A* 474 (2023) 128837.
- [48] S. Hua, L. Liu, Coevolutionary dynamics of population and institutional rewards in public goods games, *Expert Systems With Applications* 237 (2024) 121579.
- [49] L. Zhang, C. Huang, H. Li, Q. Dai, Aspiration-dependent strategy persistence promotes cooperation in spatial prisoner's dilemma game, *EPL* 126 (2019) 18001.
- [50] D. Liu, C. Huang, Q. Dai, H. Li, Positive correlation between strategy persistence and teaching ability promotes cooperation in evolutionary prisoner's dilemma games, *Physica A* 520 (2019) 267–274.
- [51] M. A. Nowak, K. Sigmund, A strategy of win-stay, lose-shift that outperforms tit-for-tat in the prisoner's dilemma game, *Nature* 364 (1993) 56–58.
- [52] V. Sasidevan, S. Sinha, Co-action provides rational basis for the evolutionary success of Pavlovian strategies, *Sci. Rep.* 6 (2016) 30831.
- [53] M.-J. Fu, H.-X. Yang, Stochastic win-stay-lose-learn promotes cooperation in the spatial public goods gam, *Int. J. Mod. Phys. C* 29 (2018) 1850034.
- [54] Q. Su, A. Li, L. Zhou, L. Wang, Interactive diversity promotes the evolution of cooperation in structured populations, *New J. Phys.* 18 (2016) 103007.
- [55] M. Feng, B. Pi, L. Deng, J. Kurths, An evolutionary game with the game transitions based on the Markov process, *IEEE Trans. Syst. Man Cybern.* 54 (2024) 609–621.
- [56] X. Wei, P. Xu, S. Du, G. Yan, H. Pei, Reputational preference-based payoff punishment promotes cooperation in spatial social dilemmas, *Eur. Phys. J. B* 94 (2021) 210.

- [57] L. Bin, W. Yue, Co-evolution of reputation-based preference selection and resource allocation with multigame on interdependent networks, *Appl. Math. Comput.* 456 (2023) 128128.
- [58] J. Grujić, T. Lenaerts, Do people imitate when making decisions? evidence from a spatial prisoner's dilemma experiment, *R. Soc. Open Sci.* 7 (2022) 200618.
- [59] G. Rizzolatti, L. Craighero, The mirror-neuron system, *Annu. Rev. Neurosci.* 27 (2004) 169–92.
- [60] Z. Zhang, Y. Wu, S. Zhang, Reputation-based asymmetric comparison of fitness promotes cooperation on complex networks, *Physica A* 608 (2022) 128268.
- [61] M. Vasconcelos, T. Monteiro, A. Kacelnik, Irrational choice and the value of information, *Sci. Rep.* 5 (2015) 13874.
- [62] J. Opaluch, K. Segerson, Rational roots of “irrational” behavior: New theories of economic decision-making, *Northeast. J. Agric. Resour. Econ.* 18 (1989) 81–95.
- [63] A. Traulsen, C. Hauert, H. De Silva, M. A. Nowak, K. Sigmund, Exploration dynamics in evolutionary games, *Proc. Natl. Acad. Sci. USA* 106 (2009) 709–712.
- [64] F. P. Santos, J. M. Pacheco, F. C. Santos, Evolution of cooperation under indirect reciprocity and arbitrary exploration rates, *Sci. Rep.* 6 (2016) 37517.
- [65] I. V. Erovenko, J. Bauer, M. Broom, K. Pattni, J. Rychtář, The effect of network topology on optimal exploration strategies and the evolution of cooperation in a mobile population, *Proc. R. Soc. A* 475 (2019) 20190399.
- [66] M. Perc, A. Szolnoki, G. Szabó, Restricted connections among distinguished players support cooperation, *Phys. Rev. E* 78 (2008) 066101.
- [67] A. Szolnoki, M. Perc, Promoting cooperation in social dilemmas via simple coevolutionary rules, *Eur. Phys. J. B* 67 (2009) 337–344.
- [68] C. Hauert, M. Doebeli, Spatial structure often inhibits the evolution of cooperation in the snowdrift game, *Nature* 428 (2004) 643–646.
- [69] K. Tsetsos, R. Moran, J. Moreland, N. Chater, M. Usher, C. Summerfield, Economic irrationality is optimal during noisy decision making, *Proc. Natl. Acad. Sci. U.S. A.* 113 (2016) 3102–3107.
- [70] A. Sircova, F. Karimi, E. N. Osin, S. Lee, P. Holme, D. Strömbom, Simulating irrational human behavior to prevent resource depletion, *PLoS ONE* 10 (2015) e0117612.